

# AUSLEY & McMULLEN

ATTORNEYS AND COUNSELORS AT LAW

123 SOUTH CALHOUN STREET  
P.O. BOX 391 (ZIP 32302)  
TALLAHASSEE, FLORIDA 32301  
(850) 224-9115 FAX (850) 222-7560

January 15, 2010

HAND DELIVERED

RECEIVED-PPSC  
10 JAN 15 PM 2:26  
COMMISSION  
CLERK

Ms. Ann Cole, Director  
Office of Commission Clerk  
Florida Public Service Commission  
2540 Shumard Oak Boulevard  
Tallahassee, Florida 32399-0850

Re: Fuel and Purchased Power Cost Recovery Clause  
and Generating Performance Incentive Factor;  
FPSC Docket No. 100001-EI

Dear Ms. Cole:

Enclosed for filing in the above-styled docket are the original and ten (10) copies of Tampa Electric Company's Forms 423-1, 423-1(a), 423-1(b), 423-2, 423-2(a), 423-2(b) and 423-2(c) for the month of November 2009. Portions of Forms 423-1(a), 423-2, 423-2(a) and 423-2(b) have been whited out to delete certain confidential proprietary business information which is the subject of a separate request for specified confidential treatment and motion for temporary protective order being simultaneously filed herewith.

Please acknowledge receipt and filing of the above by stamping the duplicate copy of this letter and returning same to this writer.

COM \_\_\_\_\_  
APA 2 \_\_\_\_\_  
**ECR** \_\_\_\_\_  
GCL 1 \_\_\_\_\_  
RAD 1 \_\_\_\_\_  
SSC \_\_\_\_\_  
ADM \_\_\_\_\_  
OPC \_\_\_\_\_  
CLK \_\_\_\_\_

Thank you for your assistance in connection with this matter.

Sincerely,



James D. Beasley

JDB/pp  
Enclosures

cc: All Parties of Record (w/o enc.)

DOCUMENT NUMBER-DATE


00400 JAN 15 0

FPSC-COMMISSION CLERK

MONTHLY REPORT OF COST AND QUALITY OF FUEL OIL FOR ELECTRIC PLANTS  
ORIGIN, VOLUME, DELIVERED PRICE AND AS RECEIVED QUALITY

1. Reporting Month: November Year: 2009  
2. Reporting Company: Tampa Electric Company

3. Name, Title & Telephone Number of Contact Person Concerning Data  
Submitted on this Form: Paul Edwards Director Financial Reporting  
(813) - 228 - 4891

4. Signature of Official Submitting Report:   
Paul Edwards, Director Financial Reporting

5. Date Completed: January 15, 2010

| Line No. (a) | Plant Name (b) | Supplier Name (c) | Shipping Point (d) | Purchase Type (e) | Delivery Location (f) | Delivery Date (g) | Type Oil (h) | Sulfur Content % (i) | BTU Content (BTU/Gal) (j) | Volume (Bbls) (k) | Delivered Price (\$/Bbl) (l) |
|--------------|----------------|-------------------|--------------------|-------------------|-----------------------|-------------------|--------------|----------------------|---------------------------|-------------------|------------------------------|
| 1.           | Polk           | Transmontaigne    | Manatee            | MTC               | Polk                  | 11/24/09          | F02          | *                    | *                         | 723.95            | \$87.42                      |
| 2.           | Polk           | Transmontaigne    | Manatee            | MTC               | Polk                  | 11/26/09          | F02          | *                    | *                         | 727.05            | \$89.49                      |
| 3.           | Polk           | Transmontaigne    | Manatee            | MTC               | Polk                  | 11/27/09          | F02          | *                    | *                         | 365.12            | \$89.49                      |
| 4.           | Polk           | Transmontaigne    | Manatee            | MTC               | Polk                  | 11/28/09          | F02          | *                    | *                         | 733.67            | \$89.49                      |
| 5.           | Polk           | Transmontaigne    | Manatee            | MTC               | Polk                  | 11/29/09          | F02          | *                    | *                         | 365.34            | \$89.49                      |
| 6.           | Polk           | Transmontaigne    | Manatee            | MTC               | Polk                  | 11/30/09          | F02          | *                    | *                         | 734.86            | \$89.93                      |

\* No analysis taken  
FPSC FORM 423-1 (2/87)

DOCUMENT NUMBER-DATE  
00400 JAN 15 09  
FPSC-COMMISSION CLERK

MONTHLY REPORT OF COST AND QUALITY OF FUEL OIL FOR ELECTRIC PLANTS  
 DETAIL OF INVOICE AND TRANSPORTATION CHARGES

1. Reporting Month: November Year: 2009

2. Reporting Company: Tampa Electric Company

3. Name, Title & Telephone Number of Contact Person Concerning Data  
 Submitted on this Form: Paul Edwards Director Financial Reporting  
 (813) - 228 - 4891

4. Signature of Official Submitting Report: \_\_\_\_\_



Paul Edwards, Director Financial Reporting

5. Date Completed: January 15, 2010


| Line No.<br>(a) | Plant Name<br>(b) | Supplier Name<br>(c) | Delivery Location<br>(d) | Delivery Date<br>(e) | Type Oil<br>(f) | Volume (Bbls)<br>(g) | Invoice Price (\$/Bbl)<br>(h) | Invoice Amount \$<br>(i) | Discount \$<br>(j) | Net Amount \$<br>(k) | Net Price (\$/Bbl)<br>(l) | Quality Adjust. (\$/Bbl)<br>(m) | Effective Purchase Price (\$/Bbl)<br>(n) | Transport to Terminal (\$/Bbl)<br>(o) | Add'l Transport Charges (\$/Bbl)<br>(p) | Other Charges (\$/Bbl)<br>(q) | Delivered Price (\$/Bbl)<br>(r) |
|-----------------|-------------------|----------------------|--------------------------|----------------------|-----------------|----------------------|-------------------------------|--------------------------|--------------------|----------------------|---------------------------|---------------------------------|--|---------------------------------------|---|-------------------------------|---------------------------------|
| 1.              | Polk              | Transmontaigne       | Polk                     | 11/24/09             | F02             | 723.95               |                               |                          |                    |                      |                           |                                 |  |                                       | \$0.00                                  | \$0.00                        | \$87.42                         |
| 2.              | Polk              | Transmontaigne       | Polk                     | 11/26/09             | F02             | 727.05               |                               |                          |                    |                      |                           |                                 |  |                                       | \$0.00                                  | \$0.00                        | \$89.49                         |
| 3.              | Polk              | Transmontaigne       | Polk                     | 11/27/09             | F02             | 365.12               |                               |                          |                    |                      |                           |                                 |  |                                       | \$0.00                                  | \$0.00                        | \$89.49                         |
| 4.              | Polk              | Transmontaigne       | Polk                     | 11/28/09             | F02             | 733.67               |                               |                          |                    |                      |                           |                                 |  |                                       | \$0.00                                  | \$0.00                        | \$89.49                         |
| 5.              | Polk              | Transmontaigne       | Polk                     | 11/29/09             | F02             | 365.34               |                               |                          |                    |                      |                           |                                 |  |                                       | \$0.00                                  | \$0.00                        | \$89.49                         |
| 6.              | Polk              | Transmontaigne       | Polk                     | 11/30/09             | F02             | 734.86               |                               |                          |                    |                      |                           |                                 |  |                                       | \$0.00                                  | \$0.00                        | \$89.93                         |

MONTHLY REPORT OF COST AND QUALITY OF FUEL OIL FOR ELECTRIC PLANTS  
REPORT OF ADJUSTMENTS TO PREVIOUS OIL DELIVERIES

1. Reporting Month: November Year: 2009

2. Reporting Company: Tampa Electric Company

3. Name, Title & Telephone Number of Contact Person Concerning Data  
Submitted on this Form: Paul Edwards Director Financial Reporting  
(813) - 228 - 4891

4. Signature of Official Submitting Report:   
Paul Edwards, Director Financial Reporting

5. Date Completed: January 15, 2010

| Line No.<br>(a) | Month Reported<br>(b) | Form Plant Name<br>(c) | Supplier<br>(d) | Original Line Number<br>(e) | Old Volume (Bbls)<br>(f) | Form No.<br>(g) | Column Designator & Title<br>(h) | Old Value<br>(i) | New Value<br>(j) | New Delivered Price (\$/Bbls)<br>(k) | Reason for Revision<br>(l) |
|-----------------|-----------------------|------------------------|-----------------|-----------------------------|--------------------------|-----------------|----------------------------------|------------------|------------------|--------------------------------------|----------------------------|
|-----------------|-----------------------|------------------------|-----------------|-----------------------------|--------------------------|-----------------|----------------------------------|------------------|------------------|--------------------------------------|----------------------------|

NONE


MONTHLY REPORT OF COST AND QUALITY OF COAL FOR ELECTRIC PLANTS  
ORIGIN, TONNAGE, DELIVERED PRICE AND AS RECEIVED QUALITY

1. Reporting Month: November Year: 2009

2. Reporting Company: Tampa Electric Company

3. Plant Name: United Maritime Group - Big Bend Station (1)

4. Name, Title & Telephone Number of Contact Person Concerning Data  
Submitted on this Form: Paul Edwards, Director Financial Reporting  
(813) - 228 - 4891

5. Signature of Official Submitting Form:   
Paul Edwards, Director Financial Reporting

6. Date Completed: January 15, 2010


| Line No.<br>(a) | Supplier Name<br>(b) | Mine Location<br>(c) | Purchase Type<br>(d) | Transport Mode<br>(e) | Tons<br>(f) | Effective Purchase Price<br>(\$/Ton)<br>(g) | Total Transport Charges<br>(\$/Ton)<br>(h) | Delivered Price Transfer Facility<br>(\$/Ton)<br>(i) | As Received Coal Quality |                             |                      |                           |
|-----------------|----------------------|----------------------|----------------------|-----------------------|-------------|---|--|--|--------------------------|-----------------------------|----------------------|---------------------------|
|                 |                      |                      |                      |                       |             |   |  |  | Sulfur Content %<br>(j)  | BTU Content (BTU/lb)<br>(k) | Ash Content %<br>(l) | Moisture Content %<br>(m) |
| 1.              | Alliance Coal        | 9,KY,107             | LTC                  | RB                    | 41,101.10   |   |  | \$55.91  | 3.24                     | 12,581                      | 7.09                 | 7.83                      |
| 2.              | Alliance Coal        | 9,KY,107             | LTC                  | RB                    | 51,251.20   |   |  | \$72.10  | 3.23                     | 12,603                      | 7.11                 | 7.86                      |
| 3.              | Coal Sales           | 10,IL,165            | LTC                  | RB                    | 28,617.60   |   |  | \$48.67  | 2.88                     | 12,222                      | 8.70                 | 8.69                      |
| 4.              | Knight Hawk          | 10,IL,145            | S                    | RB                    | 13,699.35   |   |  | \$39.36  | 2.75                     | 11,153                      | 8.69                 | 13.25                     |
| 5.              | Knight Hawk          | 10,IL,145            | LTC                  | RB                    | 32,361.79   |   |  | \$43.04  | 2.80                     | 10,968                      | 9.76                 | 13.16                     |
| 6.              | Knight Hawk          | 10,IL,145            | LTC                  | RB                    | 3,258.83    |   |  | \$55.70  | 2.84                     | 11,019                      | 9.44                 | 13.34                     |
| 7.              | American Coal        | 10,IL,165            | S                    | RB                    | 24,016.67   |   |  | \$68.04  | 2.38                     | 11,893                      | 8.13                 | 10.78                     |

(1) As United Maritime Group Terminal Transfer Facility is a central storage site for coal prior to its delivery to the power plant, the coal from suppliers noted on this schedule is usually delivered to Big Bend Station but could ultimately be delivered to Polk Station.

MONTHLY REPORT OF COST AND QUALITY OF COAL FOR ELECTRIC PLANTS  
 DETAILED PURCHASED COAL INVOICE INFORMATION

- 1. Reporting Month: November Year: 2009
- 2. Reporting Company: Tampa Electric Company
- 3. Plant Name: United Maritime Group - Big Bend Station (1)

4. Name, Title & Telephone Number of Contact Person Concerning Data Submitted on this Form: Paul Edwards, Director Financial Reporting (813) - 228 - 4891

5. Signature of Official Submitting Form:   
 Paul Edwards, Director Financial Reporting

6. Date Completed: January 15, 2010

| Line No. (a) | Supplier Name (b) | Mine Location (c) | Purchase Type (d) | Tons (e)  | F.O.B. (2) Mine Price (\$/Ton) (f) | Shorthaul & Loading Charges (\$/Ton) (g) | Original Invoice Price (\$/Ton) (h) | Retro-active Price Adjustments (\$/Ton) (i) | Base Price (\$/Ton) (j) | Quality Adjust-ments (\$/Ton) (k) | Effective Purchase Price (\$/Ton) (l) |
|--------------|-------------------|-------------------|-------------------|-----------|------------------------------------|--|-------------------------------------|---|-------------------------|-----------------------------------|---------------------------------------|
| 1.           | Alliance Coal     | 9,KY,107          | LTC               | 41,101.10 | N/A                                | \$0.00                                   |                                     | \$4.66                                      |                         | \$0.00                            |                                       |
| 2.           | Alliance Coal     | 9,KY,107          | LTC               | 51,251.20 | N/A                                | \$0.00                                   |                                     | \$4.66                                      |                         | \$0.00                            |                                       |
| 3.           | Coal Sales        | 10,IL,165         | LTC               | 28,617.60 | N/A                                | \$0.00                                   |                                     | \$0.00                                      |                         | \$0.00                            |                                       |
| 4.           | Knight Hawk       | 10,IL,145         | S                 | 13,699.35 | N/A                                | \$0.00                                   |                                     | \$0.00                                      |                         | \$0.00                            |                                       |
| 5.           | Knight Hawk       | 10,IL,145         | LTC               | 32,361.79 | N/A                                | \$0.00                                   |                                     | \$0.00                                      |                         | \$0.00                            |                                       |
| 6.           | Knight Hawk       | 10,IL,145         | LTC               | 3,258.83  | N/A                                | \$0.00                                   |                                     | \$0.00                                      |                         | \$0.00                            |                                       |
| 7.           | American Coal     | 10,IL,165         | S                 | 24,016.67 | N/A                                | \$0.00                                   |                                     | \$0.00                                      |                         | \$0.00                            |                                       |

(1) As United Maritime Group Terminal Transfer Facility is a central storage site for coal prior to its delivery to the power plant, the coal from suppliers noted on this schedule is usually delivered to Big Bend Station but could ultimately be delivered to Polk Station.

(2) Tampa Electric purchases coal F.O.B. shipping point or F.O.B. destination.

MONTHLY REPORT OF COST AND QUALITY OF COAL FOR ELECTRIC PLANTS  
 DETAIL OF TRANSPORTATION CHARGES

1. Reporting Month: November Year: 2009  
 2. Reporting Company: Tampa Electric Company  
 3. Plant Name: United Maritime Group - Big Bend Station (1)

4. Name, Title & Telephone Number of Contact Person Concerning Data  
 Submitted on this Form: Paul Edwards, Director Financial Reporting  
 (813) - 228 - 4891

5. Signature of Official Submitting Form:



Paul Edwards, Director Financial Reporting

6. Date Completed: January 15, 2010

| Line No.<br>(a) | Supplier Name<br>(b) | Mine Location<br>(c) | Shipping Point<br>(d)     | Transport Mode<br>(e) | Tons<br>(f) | (2)<br>Effective Purchase Price<br>(\$/Ton)<br>(g) | Add'l Shorthaul & Loading Charges<br>(\$/Ton)<br>(h) | Rail Charges                 |                                       | Waterborne Charges                  |                                       |                                     |  |  | Total Transportation Charges<br>(\$/Ton)<br>(p) | Delivered Price Transfer Facility<br>(\$/Ton)<br>(q) |         |
|-----------------|----------------------|----------------------|---------------------------|-----------------------|-------------|--|--|------------------------------|---------------------------------------|-------------------------------------|---------------------------------------|-------------------------------------|--|--|---|--|---------|
|                 |                      |                      |                           |                       |             |  |  | Rail Rate<br>(\$/Ton)<br>(i) | Other Rail Charges<br>(\$/Ton)<br>(j) | River Barge Rate<br>(\$/Ton)<br>(k) | Trans-loading Rate<br>(\$/Ton)<br>(l) | Ocean Barge Rate<br>(\$/Ton)<br>(m) | Other Water Charges<br>(\$/Ton)<br>(n) | Other Related Charges<br>(\$/Ton)<br>(o) |   |  |         |
| 1.              | Alliance Coal        | 9,KY,107             | Hopkins Cnty., IL         | RB                    | 41,101.10   |  | \$0.00   |                              | \$0.00                                |                                     |                                       |                                     |  |  |   |  | \$55.91 |
| 2.              | Alliance Coal        | 9,KY,107             | Hopkins Cnty., IL         | RB                    | 51,251.20   |  | \$0.00   |                              | \$0.00                                |                                     |                                       |                                     |  |  |   |  | \$72.10 |
| 3.              | Coal Sales           | 10,IL,165            | Saline Cnty., IL          | RB                    | 28,617.60   |  | \$0.00   |                              | \$0.00                                |                                     |                                       |                                     |  |  |   |  | \$48.67 |
| 4.              | Knight Hawk          | 10,IL,145            | Jackson & Perry Cnty., IL | RB                    | 13,699.35   |  | \$0.00   |                              | \$0.00                                |                                     |                                       |                                     |  |  |   |  | \$39.36 |
| 5.              | Knight Hawk          | 10,IL,145            | Jackson & Perry Cnty., IL | RB                    | 32,361.79   |  | \$0.00   |                              | \$0.00                                |                                     |                                       |                                     |  |  |   |  | \$43.04 |
| 6.              | Knight Hawk          | 10,IL,145            | Jackson & Perry Cnty., IL | RB                    | 3,258.83    |  | \$0.00   |                              | \$0.00                                |                                     |                                       |                                     |  |  |   |  | \$55.70 |
| 7.              | American Coal        | 10,IL,165            | Saline Cnty., IL          | RB                    | 24,016.67   |  | \$0.00   |                              | \$0.00                                |                                     |                                       |                                     |  |  |   |  | \$68.04 |

(1) As United Maritime Group Terminal Transfer Facility is a central storage site for coal prior to its delivery to the power plant, the coal from suppliers noted on this schedule is usually delivered to Big Bend Station but could ultimately be delivered to Polk Station.  
 (2) Tampa Electric purchases coal F.O.B. shipping point or F.O.B. destination.

MONTHLY REPORT OF COST AND QUALITY OF COAL FOR ELECTRIC PLANTS  
 ORIGIN, TONNAGE, DELIVERED PRICE AND AS RECEIVED QUALITY

1. Reporting Month: November Year: 2009

2. Reporting Company: Tampa Electric Company

3. Plant Name: United Maritime Group Transfer Facility - Polk Station (1)

4. Name, Title & Telephone Number of Contact Person Concerning Data  
 Submitted on this Form: Paul Edwards, Director Financial Reporting  
 (813) 228 - 4891

5. Signature of Official Submitting Form:



Paul Edwards, Director Financial Reporting

6. Date Completed: January 15, 2010

| Line No.<br>(a) | Supplier Name<br>(b) | Mine Location<br>(c) | Purchase Type<br>(d) | Transport Mode<br>(e) | Tons<br>(f) | Effective Purchase Price<br>(\$/Ton)<br>(g) | Total Transport Charges<br>(\$/Ton)<br>(h) | Delivered Price Transfer Facility<br>(\$/Ton)<br>(i) | As Received Coal Quality   |                                |                         |                              |
|-----------------|----------------------|----------------------|----------------------|-----------------------|-------------|---|--|--|----------------------------|--------------------------------|-------------------------|------------------------------|
|                 |                      |                      |                      |                       |             |   |  |  | Sulfur Content<br>%<br>(j) | BTU Content<br>(BTU/lb)<br>(k) | Ash Content<br>%<br>(l) | Moisture Content<br>%<br>(m) |
| 1.              | Valero               | N/A                  | S                    | RB                    | 32,708.72   |   |  | \$47.47  | 3.56                       | 14,181                         | 0.26                    | 8.24                         |

(1) As United Maritime Group Transfer Facility is a central storage site for coal prior to its delivery to the power plant, the coal from suppliers noted on this schedule is delivered to Polk Station but could ultimately be delivered to Big Bend Station.



MONTHLY REPORT OF COST AND QUALITY OF COAL FOR ELECTRIC PLANTS  
 DETAILED PURCHASED COAL INVOICE INFORMATION

1. Reporting Month: November Year: 2009

2. Reporting Company: Tampa Electric Company

3. Plant Name: United Maritime Group Transfer Facility - Polk Station (1)

4. Name, Title & Telephone Number of Contact Person Concerning Data  
 Submitted on this Form: Paul Edwards, Director Financial Reporting  
 (813) - 228 - 4891

5. Signature of Official Submitting Form:   
 Paul Edwards, Director Financial Reporting

6. Date Completed: January 15, 2010

| Line No. (a) | Supplier Name (b) | Mine Location (c) | Purchase Type (d) | Tons (e)  | F.O.B.(2) Mine Price (\$/Ton) (f) | Shorthaul & Loading Charges (\$/Ton) (g) | Original Invoice Price (\$/Ton) (h) | Retro-active Price Adjustments (\$/Ton) (i) | Base Price (\$/Ton) (j) | Quality Adjustments (\$/Ton) (k) | Effective Purchase Price (\$/Ton) (l) |
|--------------|-------------------|-------------------|-------------------|-----------|-----------------------------------|--|-------------------------------------|---|-------------------------|----------------------------------|---------------------------------------|
| 1.           | Valero            | N/A               | S                 | 32,708.72 | N/A                               | \$0.00                                   |                                     | \$1.79                                      |                         | \$0.00                           |                                       |

(1) As United Maritime Group Transfer Facility is a central storage site for coal prior to its delivery to the power plant, the coal from suppliers noted on this schedule is delivered to Polk Station but could ultimately be delivered to Big Bend Station.

(2) Tampa Electric purchases coal F.O.B. shipping point or F.O.B. destination.

MONTHLY REPORT OF COST AND QUALITY OF COAL FOR ELECTRIC PLANTS  
 DETAIL OF TRANSPORTATION CHARGES


1. Reporting Month: November Year: 2009

2. Reporting Company: Tampa Electric Company

3. Plant Name: United Maritime Group Transfer Facility - Polk Station (1)

4. Name, Title & Telephone Number of Contact Person Concerning Data  
 Submitted on this Form: Paul Edwards, Director Financial Reporting  
 (813) 228 - 4891

5. Signature of Official Submitting Form:



Paul Edwards, Director Financial Reporting

6. Date Completed: January 15, 2010

| Line No.<br>(a) | Supplier Name<br>(b) | Mine Location<br>(c) | Shipping Point<br>(d) | Transport Mode<br>(e) | Tons<br>(f) | Effective Purchase Price<br>(\$/Ton)<br>(g) | Add'l Shorthaul & Loading Charges<br>(\$/Ton)<br>(h) | Rail Charges                 |                                       | Waterborne Charges                  |                                       |                                     |  | Total Transportation Charges<br>(\$/Ton)<br>(p) | Delivered Price Transfer Facility<br>(\$/Ton)<br>(q) |
|-----------------|----------------------|----------------------|-----------------------|-----------------------|-------------|---|--|------------------------------|---------------------------------------|-------------------------------------|---------------------------------------|-------------------------------------|--|---|--|
|                 |                      |                      |                       |                       |             |   |  | Rail Rate<br>(\$/Ton)<br>(i) | Other Rail Charges<br>(\$/Ton)<br>(j) | River Barge Rate<br>(\$/Ton)<br>(k) | Trans-loading Rate<br>(\$/Ton)<br>(l) | Ocean Barge Rate<br>(\$/Ton)<br>(m) | Other Water Charges<br>(\$/Ton)<br>(n) |   |  |
| 1.              | Valero               | N/A                  | N/A                   | RB                    | 32,708.72   |   | \$0.00   | \$0.00                       |                                       |                                     |                                       |                                     |  |   | \$47.47  |

(1) As United Maritime Group Transfer Facility is a central storage site for coal prior to its delivery to the power plant, the coal from suppliers noted on this schedule is delivered to Polk Station but could ultimately be delivered to Big Bend Station.

MONTHLY REPORT OF COST AND QUALITY OF COAL FOR ELECTRIC PLANTS  
ORIGIN, TONNAGE, DELIVERED PRICE AND AS RECEIVED QUALITY

- 1. Reporting Month: November Year: 2009
- 2. Reporting Company: Tampa Electric Company
- 3. Plant Name: Big Bend Station (1)

4. Name, Title & Telephone Number of Contact Person Concerning Data  
Submitted on this Form: Paul Edwards, Director Financial Reporting  
(813) - 228 - 4891

5. Signature of Official Submitting Form:



Paul Edwards, Director Financial Reporting

6. Date Completed: January 15, 2010

| Line No.<br>(a) | Supplier Name<br>(b)         | Mine Location<br>(c) | Purchase Type<br>(d) | Transport Mode<br>(e) | Tons<br>(f) | Effective Purchase Price<br>(\$/Ton)<br>(g) | Total Transport Charges<br>(\$/Ton)<br>(h) | FOB Plant Price<br>(\$/Ton)<br>(i) | Sulfur Content<br>%<br>(j) | BTU Content<br>(BTU/lb)<br>(k) | Ash Content<br>%<br>(l) | Moisture Content<br>%<br>(m) |
|-----------------|------------------------------|----------------------|----------------------|-----------------------|-------------|---|--|------------------------------------|----------------------------|--------------------------------|-------------------------|------------------------------|
| 1.              | Transfer Facility - Big Bend | N/A                  | N/A                  | OB                    | 287,003.00  |   |  | \$72.22                            | 2.90                       | 11,776                         | 8.45                    | 11.08                        |
| 2.              | Transfer Facility - Polk     | N/A                  | N/A                  | OB                    | 48,456.00   |   |  | \$55.49                            | 4.41                       | 14,383                         | 0.45                    | 5.81                         |
| 3.              | Glencore                     | Columbia, SA         | LTC                  | OB                    | 33,259.85   |   |  | \$67.39                            | 0.74                       | 11,271                         | 7.95                    | 10.59                        |
| 4.              | Alliance Coal                | 9,KY,107             | LTC                  | UR                    | 11,502.10   |   |  | \$69.07                            | 3.24                       | 12,581                         | 7.09                    | 7.83                         |

(1) This page includes all coal delivered to Big Bend for use at Big Bend or Polk.  
Effective with the January 2008 filing.


MONTHLY REPORT OF COST AND QUALITY OF COAL FOR ELECTRIC PLANTS  
 DETAILED PURCHASED COAL INVOICE INFORMATION

1. Reporting Month: November Year: 2009

2. Reporting Company: Tampa Electric Company

3. Plant Name: Big Bend Station

4. Name, Title & Telephone Number of Contact Person Concerning Data  
 Submitted on this Form: Paul Edwards, Director Financial Reporting  
 (813) - 228 - 4891

5. Signature of Official Submitting Form:   
 Paul Edwards, Director Financial Reporting


6. Date Completed: January 15, 2010

| Line No.<br>(a) | Supplier Name<br>(b)         | Mine Location<br>(c) | Purchase Type<br>(d) | Tons<br>(e) | F.O.B. Mine Price<br>(\$/Ton)<br>(f) | Shorthaul & Loading Charges<br>(\$/Ton)<br>(g) | Original Invoice Price<br>(\$/Ton)<br>(h) | Retro-active Price Adjustments<br>(\$/Ton)<br>(i) | Base Price<br>(\$/Ton)<br>(j) | Quality Adjustments<br>(\$/Ton)<br>(k) | Effective Purchase Price<br>(\$/Ton)<br>(l) |
|-----------------|------------------------------|----------------------|----------------------|-------------|--------------------------------------|--|---|---|-------------------------------|--|---|
| 1.              | Transfer Facility - Big Bend | N/A                  | N/A                  | 287,003.00  | N/A                                  | \$0.00   |   | \$0.00  |                               | \$0.00                                 |   |
| 2.              | Transfer Facility - Polk     | N/A                  | N/A                  | 48,456.00   | N/A                                  | \$0.00   |   | \$0.00  |                               | \$0.00                                 |   |
| 3.              | Glencore                     | Columbia, SA         | LTC                  | 33,259.85   | N/A                                  | \$0.00   |   | \$0.00  |                               | (\$0.17)                               |   |
| 4.              | Alliance Coal                | 9,KY,107             | LTC                  | 11,502.10   | N/A                                  | \$0.00   |   | \$0.00  |                               | \$0.00                                 |   |

MONTHLY REPORT OF COST AND QUALITY OF COAL FOR ELECTRIC PLANTS  
 DETAIL OF TRANSPORTATION CHARGES

- 1. Reporting Month: November Year: 2009
- 2. Reporting Company: Tampa Electric Company
- 3. Plant Name: Big Bend Station (1)

4. Name, Title & Telephone Number of Contact Person Concerning Data  
 Submitted on this Form: Paul Edwards, Director Financial Reporting  
 (813) - 228 - 4891

5. Signature of Official Submitting Form:   
 Paul Edwards, Director Financial Reporting

6. Date Completed: January 15, 2010

| Line No.<br>(a) | Supplier Name<br>(b)         | Mine Location<br>(c) | Shipping Point<br>(d) | Transport Mode<br>(e) | Tons<br>(f) | Effective Purchase Price<br>(\$/Ton)<br>(g) | Add'l Shorthaul & Loading Charges<br>(\$/Ton)<br>(h) | -----                        |                                       |                                     |                                       |                                     |  |  | Total Transportation Charges<br>(\$/Ton)<br>(p) | FOB Plant Price<br>(\$/Ton)<br>(q) |         |
|-----------------|------------------------------|----------------------|-----------------------|-----------------------|-------------|---|--|------------------------------|---------------------------------------|-------------------------------------|---------------------------------------|-------------------------------------|--|--|---|------------------------------------|---------|
|                 |                              |                      |                       |                       |             |   |  | Rail Rate<br>(\$/Ton)<br>(i) | Other Rail Charges<br>(\$/Ton)<br>(j) | River Barge Rate<br>(\$/Ton)<br>(k) | Trans-loading Rate<br>(\$/Ton)<br>(l) | Ocean Barge Rate<br>(\$/Ton)<br>(m) | Other Water Charges<br>(\$/Ton)<br>(n) | Other Related Charges<br>(\$/Ton)<br>(o) |   |                                    |         |
| 1.              | Transfer Facility - Big Bend | N/A                  | Davant, La.           | OB                    | 287,003.00  |   | \$0.00   |                              | \$0.00                                |                                     |                                       |                                     |  |  |   |                                    | \$72.22 |
| 2.              | Transfer Facility - Polk     | N/A                  | Davant, La.           | OB                    | 48,456.00   |   | \$0.00   |                              | \$0.00                                |                                     |                                       |                                     |  |  |   |                                    | \$55.49 |
| 3.              | Glencore                     | Columbia, SA         | Davant, La.           | OB                    | 33,259.85   |   | \$0.00   |                              | \$0.00                                |                                     |                                       |                                     |  |  |   |                                    | \$67.39 |
| 4.              | Alliance Coal                | 9,KY,107             | Hopkins Crnty., IL    | UR                    | 11,502.10   |   | \$0.00   |                              | \$0.00                                |                                     |                                       |                                     |  |  |   |                                    | \$69.07 |

MONTHLY REPORT OF COST AND QUALITY OF COAL FOR ELECTRIC PLANTS  
ORIGIN, TONNAGE, DELIVERED PRICE AND AS RECEIVED QUALITY

1. Reporting Month: November Year: 2009  
 2. Reporting Company: Tampa Electric Company  
 3. Plant Name: Polk Station (1)

4. Name, Title & Telephone Number of Contact Person Concerning Data  
 Submitted on this Form: Paul Edwards, Director Financial Reporting  
 (813) 228 - 4891

5. Signature of Official Submitting Form:   
 Paul Edwards, Director Financial Reporting


6. Date Completed: January 15, 2010

| Line No.<br>(a) | Supplier Name<br>(b) | Mine Location<br>(c) | Purchase Type<br>(d) | Transport Mode<br>(e) | Tons<br>(f) | Effective Purchase Price<br>(\$/Ton)<br>(g) | Total Transport Charges<br>(\$/Ton)<br>(h) | FOB Plant Price<br>(\$/Ton)<br>(i) | As Received Coal Quality |                             |                      |                           |
|-----------------|----------------------|----------------------|----------------------|-----------------------|-------------|---|--|------------------------------------|--------------------------|-----------------------------|----------------------|---------------------------|
|                 |                      |                      |                      |                       |             |   |  |                                    | Sulfur Content %<br>(j)  | BTU Content (BTU/lb)<br>(k) | Ash Content %<br>(l) | Moisture Content %<br>(m) |
| 1.              | Transfer facility    | N/A                  | N/A                  | TR                    | 62,793.45   |   |  | \$3.64                             | 0.00                     | 0.00                        | 0.00                 | 0.00                      |

(1) This page includes coal received at Big Bend and subsequently trucked to Polk. Effective with the January 2008 filing.

MONTHLY REPORT OF COST AND QUALITY OF COAL FOR ELECTRIC PLANTS  
 DETAILED PURCHASED COAL INVOICE INFORMATION

1. Reporting Month: November Year: 2009  
 2. Reporting Company: Tampa Electric Company  
 3. Plant Name: Polk Station (1)


4. Name, Title & Telephone Number of Contact Person Concerning Data  
 Submitted on this Form: Paul Edwards, Director Financial Reporting  
 (813) 228 - 4891  
 5. Signature of Official Submitting Form:   
 Paul Edwards, Director Financial Reporting  
 6. Date Completed: January 15, 2010

| Line No. (a) | Supplier Name (b) | Mine Location (c) | Purchase Type (d) | Tons (e)  | F.O.B. Mine Price (\$/Ton) (f) | Shorthaul & Loading Charges (\$/Ton) (g) | Original Invoice Price (\$/Ton) (h) | Retro-active Price Adjustments (\$/Ton) (i) | Base Price (\$/Ton) (j) | Quality Adjustments (\$/Ton) (k) | Effective Purchase Price (\$/Ton) (l) |
|--------------|-------------------|-------------------|-------------------|-----------|--------------------------------|--|-------------------------------------|---|-------------------------|----------------------------------|---------------------------------------|
| 1.           | Transfer facility | N/A               | N/A               | 62,793.45 | N/A                            | \$0.00                                   |                                     | \$0.00                                      |                         | \$0.00                           |                                       |

MONTHLY REPORT OF COST AND QUALITY OF COAL FOR ELECTRIC PLANTS  
 DETAIL OF TRANSPORTATION CHARGES

1. Reporting Month: November Year: 2009  
 2. Reporting Company: Tampa Electric Company  
 3. Plant Name: Polk Station (1)

4. Name, Title & Telephone Number of Contact Person Concerning Data  
 Submitted on this Form: Paul Edwards, Director Financial Reporting  
 (813) 228 - 4891

5. Signature of Official Submitting Form:   
 Paul Edwards, Director Financial Reporting

6. Date Completed: January 15, 2010

| Line No.<br>(a) | Supplier Name<br>(b) | Mine Location<br>(c) | Shipping Point<br>(d) | Transport Mode<br>(e) | Tons<br>(f) | Effective Purchase Price<br>(\$/Ton)<br>(g) | Add'l Shorthaul & Loading Charges<br>(\$/Ton)<br>(h) | Rail Charges                 |                                       | Waterborne Charges                  |                                       |                                     |  |  | Total Transportation Charges<br>(\$/Ton)<br>(p) | FOB Plant Price<br>(\$/Ton)<br>(q) |        |
|-----------------|----------------------|----------------------|-----------------------|-----------------------|-------------|---|--|------------------------------|---------------------------------------|-------------------------------------|---------------------------------------|-------------------------------------|--|--|---|------------------------------------|--------|
|                 |                      |                      |                       |                       |             |   |  | Rail Rate<br>(\$/Ton)<br>(i) | Other Rail Charges<br>(\$/Ton)<br>(j) | River Barge Rate<br>(\$/Ton)<br>(k) | Trans-loading Rate<br>(\$/Ton)<br>(l) | Ocean Barge Rate<br>(\$/Ton)<br>(m) | Other Water Charges<br>(\$/Ton)<br>(n) | Other Related Charges<br>(\$/Ton)<br>(o) |   |                                    |        |
| 1.              | Transfer facility    | N/A                  | N/A                   | TR                    | 62,793.45   |   | \$0.00   |                              | \$0.00                                |                                     |                                       |                                     |  |  |   |                                    | \$3.64 |



MONTHLY REPORT OF COST AND QUALITY OF COAL FOR ELECTRIC PLANTS  
 REPORT OF ADJUSTMENTS TO PREVIOUS COAL DELIVERED

1. Reporting Month: November Year: 2009  
 2. Reporting Company: Tampa Electric Company

3. Name, Title & Telephone Number of Contact Person Concerning Data  
 Submitted on this Form: Paul Edwards Director Financial Reporting  
 (813) 228 - 4891

4. Signature of Official Submitting Report:   
 Paul Edwards, Director Financial Reporting

5. Date Completed: January 15, 2010

| Line No<br>(a) | Month Reported<br>(b) | Form Plant Name<br>(c) | Intended Generating Plant<br>(d) | Supplier<br>(e) | Original Line Number<br>(f) | Old Volume Tons<br>(g) | Form No.<br>(h) | Column Designator & Title<br>(i) | Old Value<br>(j) | New Value<br>(k) | Delivered Price Transfer Facility (\$/Ton)<br>(l) | Reason for Revision<br>(m) |
|----------------|-----------------------|------------------------|----------------------------------|-----------------|-----------------------------|------------------------|-----------------|----------------------------------|------------------|------------------|---|----------------------------|
| NONE           |                       |                        |                                  |                 |                             |                        |                 |                                  |                  |                  |   |                            |