

DECLASSIFIED 100001-EI
 3-5-12
 CONFIDENTIAL

FPSC FORM 423-1(a)

MONTHLY REPORT OF COST AND QUALITY OF OIL FOR ELECTRIC PLANTS ORIGIN, VOLUME,
 DELIVERED PRICE AND AS RECEIVED QUALITY

**SPECIFIED
 CONFIDENTIAL**

Report For: 1/2010
 Reporting Company: Florida Power Corporation

NAME, TITLE, TELEPHONE NUMBER OF CONTACT PERSON CONCERNING DATA
 SUBMITTED ON THIS FORM: Kelly Jo Irons, Associate Business Financial Analyst, (919) 546-5028

Signature of Official Submitting Report: 
 Jon Putnam - Sr. Business Financial Analyst

DATE COMPLETED: 2/24/2010


Line No	Plant name	Supplier Name	Point of Delivery	Date of Delivery	Type Of	Volume (Bbls)	Invoice Price (\$/Bbl)	Invoice Amount (\$)	Discount (\$)	Net Amount (\$)	Net Price (\$/Bbl)	Quality Adjustments (\$/Bbl)	Effective Purchase Price (\$/Bbl)	Additional Transportation Charges (\$/Bbl)	Other Charges Incurred (\$/Bbl)	Delivered Price (\$/Bbl)
(a)	(b)	(c)	(d)	(e)	(f)	(g)	(h)	(i)	(j)	(k)	(l)	(m)	(n)	(o)	(p)	(q)
1	Avon Park Peakers	Automated Petroleum & Energy Company	FACILITY	1/2010	FO2	5,146.2	\$90.6580	\$466,533.04	\$0.0000	\$466,533.04	\$90.6580	\$0.0000	\$90.6580	\$4.2000	\$0.0000	\$94.8580
2	Bartow Peakers	Indigo Energy Partners	FACILITY	1/2010	FO2	1,074.6	\$93.5905	\$100,599.67	\$0.0000	\$100,599.67	\$93.5905	\$0.0000	\$93.5905	\$2.0748	\$0.0000	\$95.6653
3	Bartow Peakers	Transfer Facility	FACILITY	1/2010	FO2	4,843.0	\$113.3559	\$548,988.02	\$0.0000	\$548,988.02	\$113.3559	\$0.0000	\$113.3559	\$0.0000	\$0.0000	\$113.3559
4	Bartow Steam Plant	Oil Recovery Inc	FACILITY	1/2010	FO5	6,297.9	\$35.1749	\$221,526.34	\$0.0000	\$221,526.34	\$35.1749	\$0.0000	\$35.1749	\$0.0000	(\$0.0028)	\$35.0820
5	Bartow Steam Plant	Synergy Recycling LLC	FACILITY	1/2010	FO5	489.1	\$37.5899	\$18,385.03	\$0.0000	\$18,385.03	\$37.5899	\$0.0000	\$37.5899	\$0.0000	(\$0.0028)	\$37.4970
6	Bartow Steam Plant	RIO Energy International Inc.	FACILITY	1/2010	FO6	271,346.7	\$71.9292	\$19,517,751.05	\$0.0000	\$19,517,751.05	\$71.9292	(\$0.2577)	\$71.6615	\$0.0000	(\$0.0028)	\$71.5687
7	Bayboro Peakers	Transfer Facility	FACILITY	1/2010	FO2	20,581.0	\$120.9914	\$3,216,072.40	\$0.0000	\$3,216,072.40	\$120.9914	\$0.0000	\$120.9914	\$0.0000	\$0.0000	\$120.9914
8	Crystal River	Midstream Fuel Service	FACILITY	1/2010	FO2	145.2	\$91.3337	\$13,258.61	\$0.0000	\$13,258.61	\$91.3337	\$0.0000	\$91.3337	\$6.8871	\$0.9655	\$99.1863
9	Crystal River	Transfer Facility	FACILITY	1/2010	FO2	3,690.0	\$119.1554	\$439,680.59	\$0.0000	\$439,680.59	\$119.1554	\$0.0000	\$119.1554	\$0.0000	\$0.0000	\$119.1554
10	DeBary Peakers	Indigo Energy Partners	FACILITY	1/2010	FO2	48,601.8	\$90.1863	\$4,202,826.13	\$0.0000	\$4,202,826.13	\$90.1863	\$0.0000	\$90.1863	\$2.3867	\$0.0000	\$92.5750
11	DeBary Peakers	Mansfield Oil Company of Gainesville Inc.	FACILITY	1/2010	FO2	25,353.6	\$87.8694	\$2,227,809.99	\$0.0000	\$2,227,809.99	\$87.8694	\$0.0000	\$87.8694	\$3.2550	\$0.0000	\$91.1244
12	DeBary Peakers	Transfer Facility	FACILITY	1/2010	FO2	31,694.4	\$114.6100	\$3,632,493.00	\$0.0000	\$3,632,493.00	\$114.6100	\$0.0000	\$114.6100	\$0.0000	\$0.0000	\$114.6100
13	Higgins Peakers	Indigo Energy Partners	FACILITY	1/2010	FO2	358.1	\$94.4208	\$33,809.38	\$0.0000	\$33,809.38	\$94.4208	\$0.0000	\$94.4208	\$1.8312	\$0.0000	\$96.2520
14	Higgins Peakers	Mansfield Oil Company of Gainesville Inc.	FACILITY	1/2010	FO2	12,164.8	\$94.7947	\$1,153,154.62	\$0.0000	\$1,153,154.62	\$94.7947	\$0.0000	\$94.7947	\$0.6720	\$0.1677	\$95.6344
15	Higgins Peakers	Transfer Facility	FACILITY	1/2010	FO2	4,299.6	\$118.3609	\$500,305.33	\$0.0000	\$500,305.33	\$118.3609	\$0.0000	\$118.3609	\$0.0000	\$0.0000	\$118.3609
16	Intercession City Peakers	Hightower Petroleum Corp	FACILITY	1/2010	FO2	14,048.7	\$91.5900	\$1,286,718.07	\$0.0000	\$1,286,718.07	\$91.5900	\$0.0000	\$91.5900	\$1.6674	\$0.0000	\$93.2574
17	Intercession City Peakers	Mansfield Oil Company of Gainesville Inc.	FACILITY	1/2010	FO2	107,864.4	\$91.3758	\$9,856,195.84	\$0.0000	\$9,856,195.84	\$91.3758	\$0.0000	\$91.3758	\$1.4933	\$0.0000	\$92.8691
18	Martin Gas Terminal	Martin Product Sales	FACILITY	1/2010	FO2	48,212.8	\$84.8615	\$4,091,415.57	\$0.0000	\$4,091,415.57	\$84.8615	\$0.0000	\$84.8615	\$3.7758	(\$0.9783)	\$87.6590
19	Rio Pinar Peakers	Transfer Facility	FACILITY	1/2010	FO2	1,395.6	\$115.3350	\$160,960.98	\$0.0000	\$160,960.98	\$115.3350	\$0.0000	\$115.3350	\$0.0000	\$0.0000	\$115.3350
20	Shady Hills	Hightower Petroleum Corp	FACILITY	1/2010	FO2	60,997.3	\$92.2778	\$5,628,696.86	\$0.0000	\$5,628,696.86	\$92.2778	\$0.0000	\$92.2778	\$1.6397	\$0.0000	\$93.9174
21	Shady Hills	Transfer Facility	FACILITY	1/2010	FO2	17,994.2	\$114.3609	\$2,057,832.91	\$0.0000	\$2,057,832.91	\$114.3609	\$0.0000	\$114.3609	\$0.0000	\$0.0000	\$114.3609
22	Suwannee Peakers	Johnson & Johnson	FACILITY	1/2010	FO2	52,835.6	\$90.4483	\$4,778,895.12	\$0.0000	\$4,778,895.12	\$90.4483	\$0.0000	\$90.4483	\$3.1420	\$0.0000	\$93.5904
23	Suwannee Steam Plant	RIO Energy International Inc	FACILITY	1/2010	FO6	25,184.1	\$87.7591	\$2,210,132.47	\$0.0000	\$2,210,132.47	\$87.7591	\$0.0000	\$87.7591	\$0.0000	(\$1.2963)	\$86.4627
24	Turner Peakers	Indigo Energy Partners	FACILITY	1/2010	FO2	14,208.8	\$87.7431	\$1,246,725.25	\$0.0000	\$1,246,725.25	\$87.7431	\$0.0000	\$87.7431	\$2.2260	\$0.0000	\$89.9691

DOCUMENT NUMBER-DATE
 01370 MAR-1 2010
 FPSC-COMMISSION CLERK

MONTHLY REPORT OF COST AND QUALITY OF COAL FOR ELECTRIC PLANTS
ORIGIN, TONNAGE, DELIVERED PRICE AND AS RECEIVED QUALITY

**SPECIFIED
CONFIDENTIAL**

Report For: 1/2010
Reporting Company: Florida Power Corporation
Plant Name: Crystal River

NAME, TITLE, TELEPHONE NUMBER OF CONTACT PERSON CONCERNING DATA
SUBMITTED ON THIS FORM: Kelly Jo Irons, Associate Business Financial Analyst, (919) 546-5028
Signature of Official Submitting Report: 

Jon Putnam - Senior Business Financial Analyst

DATE COMPLETED 2/24/2010

As Received Coal Quality


Line No.	Supplier Name	Mine Location	Purchase Type	Transportation Mode	Number Primary Shipping Units	Tons	Effective Purchase Price (\$/Ton)	Total Transportation Cost (\$/Ton)	F.O.B. Plant Price (\$/Ton)	Percent Sulfur (%)	BTU Content (BTU/LB)	Percent Ash (%)	Percent Moisture (%)
(a)	(b)	(c)	(d)	(e)	(f)	(g)	(h)	(i)	(j)	(k)	(l)	(m)	(n)
1	Alpha Coal Sales Co. LLC	8,KY,119	LTC	UR	1	10,589.8	\$85.000	\$30.508	\$115.508	0.80	12,519	9.46	6.91
2	B&W Resources Inc	8,KY,51	LTC	UR	2	11,633.1	\$112.622	\$28.876	\$141.498	0.94	12,286	10.94	6.11
3	B&W Resources Inc	8,KY,51	MTC	UR	3	11,568.7	\$50.000	\$28.855	\$78.855	1.02	12,009	13.26	6.03
4	ICG LLC	8,KY,193	MTC	UR	3	11,943.3	\$48.349	\$36.884	\$85.232	1.07	12,131	11.66	6.27
5	ICG LLC	8,VA,105	LTC	UR	4	22,772.2	\$121.514	\$32.113	\$153.627	0.89	12,863	6.64	7.65
6	Massey Utility Sales Company	8,KY,195	LTC	UR	1	10,969.5	\$53.000	\$36.489	\$89.489	0.69	11,686	13.14	7.56
7	MC Mining LLC	8,KY,195	LTC	UR	4	22,614.9	\$65.328	\$35.492	\$100.820	0.71	12,611	8.19	7.49
8	Patriot Coal Sales	8,WV,45	MTC	UR	2	11,668.4	\$55.492	\$37.555	\$93.048	0.67	12,031	12.51	7.17
9	Transfer Facility	N/A	N/A	OB	7	109,000.8	\$68.967	\$8.105	\$77.071	0.71	11,458	10.01	11.31
10	Transfer Facility	N/A	N/A	OB	7	112,402.8	\$78.792	\$10.658	\$89.449	0.51	9,727	10.06	9.29

DECLASSIFIED

MONTHLY REPORT OF COST AND QUALITY OF COAL FOR ELECTRIC PLANTS
ORIGIN, TONNAGE, DELIVERED PRICE AND AS RECEIVED QUALITY

**SPECIFIED
CONFIDENTIAL**

Report For: 1/2010
Reporting Company: Florida Power Corporation
Plant Name: IMT (Intl Marine Terminal)

NAME, TITLE, TELEPHONE NUMBER OF CONTACT PERSON CONCERNING DATA
SUBMITTED ON THIS FORM: Kelly Jo Irons, Associate Business Financial Analyst, (919) 546-5028
Signature of Official Submitting Report: 
Jon Putnam - Senior Business Financial Analyst

DATE COMPLETED 2/24/2010

As Received Coal Quality

Line No.	Supplier Name	Mine Location	Purchase Type	Transportation Mode	Number Primary Shipping Units	Tons	Effective Purchase Price (\$/Ton)	Total Transportation Cost (\$/Ton)	F.O.B. Plant Price (\$/Ton)	Percent Sulfur (%)	BTU Content (BTU/LB)	Percent Ash (%)	Percent Moisture (%)
(a)	(b)	(c)	(d)	(e)	(f)	(g)	(h)	(i)	(j)	(k)	(l)	(m)	(n)
1	Apex Coal Sales	8,WV,45	LTC	RB	9	16,044.1	\$40,500	\$12,506	\$53.006	0.56	9,824	26.35	7.48
2	Constellation Energy Commodities Group Inc.	8,WV,45	LTC	RB	8	5,311.2	\$58,787	\$13,579	\$72.365	0.76	11,876	10.85	8.90
3	Constellation Energy Commodities Group Inc.	8,WV,45	S	RB	9	13,994.5	\$62,050	\$13,257	\$75.307	0.88	11,874	10.95	8.97
4	Magnum Coal Sales LLC	8,WV,45	LTC	RB	1	1,829.4	\$59,074	\$13,744	\$72.818	0.68	12,220	12.80	5.52
5	Massey Utility Sales Company	8,WV,39	LTC	RB	16	5,072.8	\$49,349	\$14,180	\$63.529	0.77	12,096	12.59	7.90
6	Oak Hill Corporation	N/A	LTC	RB	22	25,743.2	\$90,511	\$13,541	\$104.052	0.94	12,053	10.17	8.03
7	Patriot Coal Sales	8,WV,39	LTC	RB	12	19,898.1	\$59,074	\$13,415	\$72.489	0.67	12,093	13.18	6.41
8	Riverview Mining LLC	9,KY,225	LTC	RB	88	112,293.6	\$38,944	\$12,056	\$51.002	2.60	11,562	7.58	12.43

DECLASSIFIED

MONTHLY REPORT OF COST AND QUALITY OF COAL FOR ELECTRIC PLANTS
ORIGIN, TONNAGE, DELIVERED PRICE AND AS RECEIVED QUALITY

**SPECIFIED
CONFIDENTIAL**

Report For: 1/2010
Reporting Company: Florida Power Corporation
Plant Name: US United Bulk Terminal

NAME, TITLE, TELEPHONE NUMBER OF CONTACT PERSON CONCERNING DATA
SUBMITTED ON THIS FORM: Kelly Jo Irons, Associate Business Financial Analyst, (919) 546-5028
Signature of Official Submitting Report: _____

[Handwritten Signature]
Jon Putnam - Senior Business Financial Analyst

DATE COMPLETED 2/24/2010

As Received Coal Quality

Line No.	Supplier Name	Mine Location	Purchase Type	Transportation Mode	Number Primary Shipping Units	Tons	Effective Purchase Price (\$/Ton)	Total Transportation Cost (\$/Ton)	F.O.B. Plant Price (\$/Ton)	Percent Sulfur (%)	BTU Content (BTU/LB)	Percent Ash (%)	Percent Moisture (%)
(a)	(b)	(c)	(d)	(e)	(f)	(g)	(h)	(i)	(j)	(k)	(l)	(m)	(n)
1	Coalsales LLC	17,CO,107	LTC	RB	19	19,030.4	\$72.574	\$12.915	\$85.488	0.49	11,123	9.95	11.02
2	Coalsales LLC	17,CO,107	LTC	RB	17	17,152.7	\$92.522	\$9.826	\$102.348	0.47	10,980	9.68	12.23
3	Magnum Coal Sales LLC	8,WV,45	LTC	RB	3	5,309.9	\$59.074	\$11.258	\$70.332	0.67	12,007	13.21	6.44
4	Patriot Coal Sales	8,WV,39	LTC	RB	5	7,033.5	\$59.074	\$11.255	\$70.329	0.67	12,044	13.17	6.47
5	Riverview Mining LLC	9,KY,225	LTC	RB	18	5,761.5	\$41.303	\$9.920	\$51.223	2.51	11,636	6.95	12.42

DECLASSIFIED

MONTHLY REPORT OF COST AND QUALITY OF COAL FOR ELECTRIC PLANTS
ORIGIN, TONNAGE, DELIVERED PRICE AND AS RECEIVED QUALITY

**SPECIFIED
CONFIDENTIAL**

Report For: 1/2010
Reporting Company: Florida Power Corporation
Plant Name: Crystal River

NAME, TITLE, TELEPHONE NUMBER OF CONTACT PERSON CONCERNING DATA
SUBMITTED ON THIS FORM: Kelly Jo Irons, Associate Business Financial Analyst, (919) 546-5028
Signature of Official Submitting Report: _____

[Signature]
Jon Putnam - Senior Business Financial Analyst

DATE COMPLETED: 2/24/2010


Line No.	Supplier Name	Mine Location	Purchase Type	Tons	F.O.B Mine Price (\$/Ton)	Short Haul & Loading Charges (\$/Ton)	Original Invoice Price (\$/Ton)	Retro-active Price Inc(Dec) (\$/Ton)	Base Price (\$/Ton)	Quality Adjust-ments (\$/Ton)	Effective Purchase Price (\$/Ton)
(a)	(b)	(c)	(d)	(e)	(f)	(g)	(h)	(i)	(j)	(k)	(l)
1	B&W Resources Inc	8,KY,51	LTC	11,588.2	\$110.000	\$0.000	\$110.000	\$0.000	\$110.000	\$2.632	\$112.632
2	Coaltrade LLC	8,WV,5	S	11,747.5	\$58.050	\$0.000	\$58.050	\$0.000	\$58.050	\$0.144	\$58.194
3	ICG LLC	8,KY,193	MTC	11,592.0	\$48.900	\$0.000	\$48.900	\$0.000	\$48.900	(\$0.563)	\$48.337
4	ICG LLC	8,VA,105	LTC	22,920.8	\$108.000	\$0.000	\$108.000	\$0.000	\$108.000	\$10.102	\$118.102
5	Massey Utility Sales Company	8,KY,195	LTC	10,969.5	\$53.000	\$0.000	\$53.000	\$0.000	\$53.000	\$0.000	\$53.000
6	MC Mining LLC	8,KY,195	LTC	33,645.0	\$64.500	\$0.000	\$64.500	\$0.000	\$64.500	\$0.614	\$65.114
7	Patriot Coal Sales	8,WV,45	MTC	23,714.8	\$56.250	\$0.000	\$56.250	\$0.000	\$56.250	(\$0.377)	\$55.873

DECLASSIFIED

MONTHLY REPORT OF COST AND QUALITY OF COAL FOR ELECTRIC PLANTS
ORIGIN, TONNAGE, DELIVERED PRICE AND AS RECEIVED QUALITY

**SPECIFIED
CONFIDENTIAL**

Report For: 1/2010
Reporting Company: Florida Power Corporation
Plant Name: IMT (Intl Marine Terminal)

NAME, TITLE, TELEPHONE NUMBER OF CONTACT PERSON CONCERNING DATA
SUBMITTED ON THIS FORM: Kelly Jo Irons, Associate Business Financial Analyst, (919) 546-5028
Signature of Official Submitting Report: 

Jon Putnam - Senior Business Financial Analyst

DATE COMPLETED: 2/24/2010

Line No.	Supplier Name	Mine Location	Purchase Type	Tons	F.O.B Mine Price (\$/Ton)	Short Haul & Loading Charges (\$/Ton)	Original Invoice Price (\$/Ton)	Retro-active Price Inc(Dec) (\$/Ton)	Base Price (\$/Ton)	Quality Adjustments (\$/Ton)	Effective Purchase Price (\$/Ton)
(a)	(b)	(c)	(d)	(e)	(f)	(g)	(h)	(i)	(j)	(k)	(l)
1	Coalsales LLC	10,IL,157	LTC	16,397.6	\$37.870	\$0.000	\$37.870	\$0.000	\$37.870	(\$0.213)	\$37.657
2	Coalsales LLC	10,IL,165	LTC	10,872.3	\$37.870	\$0.000	\$37.870	\$0.000	\$37.870	\$3.274	\$41.144
3	Coalsales LLC	17,CO,107	LTC	9,165.9	\$95.500	\$0.000	\$95.500	\$0.000	\$95.500	(\$3.077)	\$92.423
4	Coalsales LLC	17,CO,107	LTC	3,695.4	\$95.500	\$0.000	\$95.500	\$0.000	\$95.500	(\$3.077)	\$92.423
5	Constellation Energy Commodities Group Inc.	N/A	LTC	13,885.7	\$59.206	\$0.000	\$59.206	\$0.000	\$59.206	(\$0.193)	\$59.013
6	Massey Utility Sales Company	8,WV,39	LTC	26,509.5	\$51.700	\$0.000	\$51.700	\$0.000	\$51.700	(\$0.449)	\$51.251
7	Oak Hill Corporation	N/A	LTC	13,436.4	\$90.999	\$0.000	\$90.999	\$0.000	\$90.999	(\$0.246)	\$90.753
8	Riverview Mining LLC	9,KY,225	LTC	29,889.9	\$39.500	\$0.000	\$39.500	\$0.000	\$39.500	\$0.482	\$39.982
9	Sempra Energy Trading	N/A	LTC	7,116.4	\$61.290	\$0.000	\$61.290	\$0.000	\$61.290	(\$0.323)	\$60.967

DECLASSIFIED

FPSC FORM 423-2(a)

MONTHLY REPORT OF COST AND QUALITY OF COAL FOR ELECTRIC PLANTS
ORIGIN, TONNAGE, DELIVERED PRICE AND AS RECEIVED QUALITY

**SPECIFIED
CONFIDENTIAL**

Report For: 1/2010
Reporting Company: Florida Power Corporation
Plant Name: US United Bulk Terminal

NAME, TITLE, TELEPHONE NUMBER OF CONTACT PERSON CONCERNING DATA
SUBMITTED ON THIS FORM: Kelly Jo Irons, Associate Business Financial Analyst (919) 546-5028
Signature of Official Submitting Report: _____

Jon Putnam - Senior Business Financial Analyst

DATE COMPLETED: 2/24/2010

Line No.	Supplier Name	Mine Location	Purchase Type	Tons	F.O.B Mine Price (\$/Ton)	Short Haul & Loading Charges (\$/Ton)	Original Invoice Price (\$/Ton)	Retro-active Price Inc(Dec) (\$/Ton)	Base Price (\$/Ton)	Quality Adjust-ments (\$/Ton)	Effective Purchase Price (\$/Ton)
(a)	(b)	(c)	(d)	(e)	(f)	(g)	(h)	(i)	(j)	(k)	(l)
1	Coalsales LLC	17,CO,107	LTC	13,188.5	\$74.950	\$0.000	\$74.950	\$0.000	\$74.950	(\$3.429)	\$71.521
2	Coalsales LLC	17,CO,107	LTC	11,275.6	\$95.500	\$0.000	\$95.500	\$0.000	\$95.500	(\$3.077)	\$92.423
3	Coalsales LLC	17,CO,107	LTC	11,625.5	\$94.552	\$0.000	\$94.552	\$0.000	\$94.552	(\$3.077)	\$91.474
4	Constellation Energy Commodities Group Inc.	N/A	LTC	17,529.9	\$61.134	\$0.000	\$61.134	\$0.000	\$61.134	\$0.248	\$61.382
5	Massey Utility Sales Company	8,WV,39	LTC	23,749.4	\$51.700	\$0.000	\$51.700	\$0.000	\$51.700	\$0.115	\$51.815
6	Riverview Mining LLC	9,KY,225	LTC	32,175.2	\$39.500	\$0.000	\$39.500	\$0.000	\$39.500	\$0.381	\$39.881

DECLASSIFIED

MONTHLY REPORT OF COST AND QUALITY OF COAL FOR ELECTRIC PLANTS ORIGIN, TONNAGE, DELIVERED PRICE AND AS RECEIVED QUALITY

**SPECIFIED
CONFIDENTIAL**

Report For: 1/2010
 Reporting Company: Florida Power Corporation
 Plant Name: Crystal River

NAME, TITLE, TELEPHONE NUMBER OF CONTACT PERSON CONCERNING DATA
 SUBMITTED ON THIS FORM: Kelly Jo Irons, Associate Business Financial Analyst, (919) 546-5028
 Signature of Official Submitting Report: _____

Jon Putnam / Senior Business Financial Analyst

DATE COMPLETED: 2/24/2010

Line No	Supplier Name	Mine Location	Shipping Point	Transportation Mode	Tons	Effective Purchase Price (\$/Ton)	Additional Short Haul & Loading Charges (\$/Ton)	Rail Charges		Waterborne Charges				Total Transportation Charges (\$/Ton)	F.O.B. Plant Price (\$/Ton)
								Rail Rate (\$/Ton)	Other Charges Incurred (\$/Ton)	River Barge Rate (\$/Ton)	Trans-loading Rate (\$/Ton)	Ocean Barge Rate (\$/Ton)	Other Charges Incurred (\$/Ton)		
(a)	(b)	(c)	(d)	(e)	(f)	(g)	(h)	(i)	(j)	(k)	(l)	(m)	(n)	(o)	(p)
1	Alpha Coal Sales Co. LLC	8,KY,119	Yellow Creek	UR	10,589.8	\$85,000	\$0.000	\$28,120	\$2,388	\$0,000	\$0,000	\$0,000	\$0,000	\$30,508	\$115,508
2	B&W Resources Inc	8,KY,51	Resource	UR	23,201.8	\$81,398	\$0.000	\$26,472	\$2,393	\$0,000	\$0,000	\$0,000	\$0,000	\$28,865	\$110,263
3	ICG LLC	8,KY,193	Typo	UR	11,943.3	\$48,349	\$0.000	\$33,003	\$3,881	\$0,000	\$0,000	\$0,000	\$0,000	\$36,884	\$85,232
4	ICG LLC	8,VA,105	Mayflower CSX	UR	22,772.2	\$121,514	\$0.000	\$29,077	\$3,038	\$0,000	\$0,000	\$0,000	\$0,000	\$32,113	\$153,627
5	Massey Utility Sales Company	8,KY,195	Goff	UR	10,969.5	\$53,000	\$0.000	\$31,810	\$4,679	\$0,000	\$0,000	\$0,000	\$0,000	\$36,489	\$89,489
6	MC Mining LLC	8,KY,195	Scotts Branch	UR	22,614.9	\$65,328	\$0.000	\$31,733	\$3,759	\$0,000	\$0,000	\$0,000	\$0,000	\$35,492	\$100,820
7	Patriot Coal Sales	8,WV,45	Fanco	UR	11,668.4	\$55,492	\$0.000	\$33,490	\$4,065	\$0,000	\$0,000	\$0,000	\$0,000	\$37,555	\$93,048
8	Transfer Facility	N/A	IMT (Intl Marine Terminal)	OB	109,000.8	\$68,967	\$0.000	\$0,000	\$0,000	\$0,000	\$0,000	\$8,008	\$0,097	\$8,105	\$77,071
9	Transfer Facility	N/A	US United Bulk Terminal	OB	112,402.8	\$78,792	\$0.000	\$0,000	\$0,000	\$0,000	\$3,200	\$7,396	\$0,062	\$10,658	\$89,449

DECLASSIFIED

MONTHLY REPORT OF COST AND QUALITY OF COAL FOR ELECTRIC PLANTS ORIGIN, TONNAGE, DELIVERED PRICE AND AS RECEIVED QUALITY

**SPECIFIED
CONFIDENTIAL**

Report For: 1/2010
Reporting Company: Florida Power Corporation
Plant Name: IMT (Intl Marine Terminal)

NAME, TITLE, TELEPHONE NUMBER OF CONTACT PERSON CONCERNING DATA
SUBMITTED ON THIS FORM: Kelly Jo Irons, Associate Business Financial Analyst, (919) 646-5028
Signature of Official Submitting Report: _____

[Signature]
Jon Purham - Senior Business Financial Analyst

DATE COMPLETED: 2/24/2010


Line No.	Supplier Name	Mine Location	Shipping Point	Transportation Mode	Tons	Effective Purchase Price (\$/Ton)	Additional Short Haul & Loading Charges (\$/Ton)	Rail Charges		Waterborne Charges			Total Transportation Charges (\$/Ton)	F.O.B. Plant Price (\$/Ton)	
								Rail Rate (\$/Ton)	Other Charges Incurred (\$/Ton)	River Barge Rate (\$/Ton)	Trans-loading Rate (\$/Ton)	Ocean Barge Rate (\$/Ton)			Other Charges Incurred (\$/Ton)
(a)	(b)	(c)	(d)	(e)	(f)	(g)	(h)	(i)	(j)	(k)	(l)	(m)	(n)	(o)	(p)
1	Apex Coal Sales	8,WV,45	Big Sandy River	RB	16,044.1	\$40.500	\$0.000	\$0.000	\$0.000	\$11.170	\$2.336	\$0.000	(\$1.000)	\$12.506	\$53.006
2	Constellation Energy Commodities Group	N/A	Nymex Pool	RB	5,311.2	\$58.787	\$0.000	\$0.000	\$0.000	\$11.530	\$2.049	\$0.000	\$0.000	\$13.579	\$72.365
3	Constellation Energy Commodities Group	8,WV,45	Big Sandy River	RB	13,994.5	\$62.050	\$0.000	\$0.000	\$0.000	\$11.170	\$2.087	\$0.000	\$0.000	\$13.257	\$75.307
4	Magnum Coal Sales LLC	8,WV,45	Kanawha River	RB	1,829.4	\$59.074	\$0.000	\$0.000	\$0.000	\$11.170	\$2.470	\$0.000	\$0.104	\$13.744	\$72.818
5	Massey Utility Sales Company	8,WV,39	Kanawha River	RB	5,072.8	\$49.349	\$0.000	\$0.000	\$0.000	\$11.530	\$1.850	\$0.000	\$0.800	\$14.180	\$63.529
6	Oak Hill Corporation	N/A	Big Sandy River	RB	25,743.2	\$90.511	\$0.000	\$0.000	\$0.000	\$11.242	\$2.299	\$0.000	\$0.000	\$13.541	\$104.052
7	Patriot Coal Sales	8,WV,39	Kanawha River	RB	19,898.1	\$59.074	\$0.000	\$0.000	\$0.000	\$11.170	\$2.166	\$0.000	\$0.079	\$13.415	\$72.489
8	Riverview Mining LLC	9,KY,225	Riverview	RB	112,293.6	\$38.944	\$0.000	\$0.000	\$0.000	\$9.641	\$2.417	\$0.000	\$0.000	\$12.058	\$51.002

DECLASSIFIED

MONTHLY REPORT OF COST AND QUALITY OF COAL FOR ELECTRIC PLANTS ORIGIN, TONNAGE, DELIVERED PRICE AND AS RECEIVED QUALITY

**SPECIFIED
CONFIDENTIAL**

Report For: 1/2010
 Reporting Company: Florida Power Corporation
 Plant Name: US United Bulk Terminal

NAME, TITLE, TELEPHONE NUMBER OF CONTACT PERSON CONCERNING DATA
 SUBMITTED ON THIS FORM: Kelly Jo Irons, Associate Business Financial Analyst, (919) 546-5028
 Signature of Official Submitting Report: 

Jon Putnam - Senior Business Financial Analyst

DATE COMPLETED: 2/24/2010

Line No.	Supplier Name	Mine Location	Shipping Point	Transportation Mode	Tons	Effective Purchase Price (\$/Ton)	Additional Short Haul & Loading Charges (\$/Ton)	Rail Charges		Waterborne Charges				Total Transportation Charges (\$/Ton)	F.O.B. Plant Price (\$/Ton)
								Rail Rate (\$/Ton)	Other Charges Incurred (\$/Ton)	River Barge Rate (\$/Ton)	Trans-loading Rate (\$/Ton)	Ocean Barge Rate (\$/Ton)	Other Charges Incurred (\$/Ton)		
(a)	(b)	(c)	(d)	(e)	(f)	(g)	(h)	(i)	(j)	(k)	(l)	(m)	(n)	(o)	(p)
1	Coalsales LLC	17,CO,107	Cahokia Colorado	RB	19,030.4	\$72.574	\$0.000	\$0.000	\$0.000	\$10.650	\$0.000	\$0.000	\$2.265	\$12.915	\$85.488
2	Coalsales LLC	17,CO,107	Cahokia Colorado	RB	17,152.7	\$92.522	\$0.000	\$0.000	\$0.000	\$10.850	\$0.000	\$0.000	(\$0.824)	\$9.826	\$102.348
3	Magnum Coal Sales LLC	8,WV,45	Kanawha River	RB	5,309.9	\$59.074	\$0.000	\$0.000	\$0.000	\$11.170	\$0.000	\$0.000	\$0.088	\$11.258	\$70.332
4	Patriot Coal Sales	8,WV,39	Kanawha River	RB	7,033.5	\$59.074	\$0.000	\$0.000	\$0.000	\$11.170	\$0.000	\$0.000	\$0.085	\$11.255	\$70.329
5	Riverview Mining LLC	9,KY,225	Riverview	RB	5,761.5	\$41.303	\$0.000	\$0.000	\$0.000	\$9.920	\$0.000	\$0.000	\$0.000	\$9.920	\$51.223

DECLASSIFIED