



John T. Butler
 Managing Attorney
 Florida Power & Light Company
 700 Universe Boulevard
 Juno Beach, FL 33408-0420
 (561) 304-5639
 (561) 691-7135 (Facsimile)

March 16, 2010

VIA HAND DELIVERY

Ms. Ann Cole, Director
 Division of the Commission Clerk and
 Administrative Services
 Florida Public Service Commission
 Betty Easley Conference Center, Room 110
 2540 Shumard Oak Boulevard
 Tallahassee, Florida 32399-0850

RECEIVED-FPSC
 10 MAR 16 PM 3:33
 COMMISSION
 CLERK

Re: Docket No. 100001-EI – Monthly Fuel Filings

Dear Ms. Cole:


Enclosed herewith for filing are an original and seven (7) copies of the following monthly fuel reports for FPL:

- | | | | |
|-----|--------------|-----|--|
| COM | _____ | (a) | FPSC Forms 423-1, 423-1(a), and 423-1(b) for Florida Power & Light Company for the month of January 2010; |
| APA | <u> 1 </u> | | |
| ECR | <u> 4 </u> | (b) | FPSC Forms 423-2, 423-2(a), and 423-2(b) for St. Johns River Power Park (SJRPP) for the month of January 2010; and |
| GCL | <u> 1 </u> | | |
| RAD | <u> 1 </u> | (c) | FPSC Forms 423-2, 423-2(a), and 423-2(b) for Plant Scherer for the month of December 2009. |
| SSC | _____ | | |
| ADM | _____ | | |
| OPC | _____ | | |
| CLK | _____ | | |

FPL's Request for Confidential Classification of the information removed FPL's FPSC Form 423-1(a) and SJRPP FPSC Forms 423-2, 423-2(a), and 423-2(b) is being filed under separate cover. Should you have any questions regarding this filing, please contact me.

Thank you for your attention to this matter, I remain,

Sincerely,



John T. Butler

JTB/jsb
 Enclosures
 cc: Service List

Doc/423 Fuel Filing/January 2010

an FPL Group company

DOCUMENT NUMBER-DATE

01837 MAR 16 09

FPSC-COMMISSION CLERK

MONTHLY REPORT OF COST AND QUALITY OF FUEL OIL FOR ELECTRIC PLANTS
ORIGIN, VOLUME, DELIVERED PRICE AND AS RECEIVED QUANTITY

1. REPORTING MONTH: JAN YEAR: 2010

2. REPORTING COMPANY: FLORIDA POWER & LIGHT COMPANY

3. NAME, TITLE, TELEPHONE NUMBER OF CONTACT PERSON CONCERNING DATA
SUBMITTED ON THIS FORM: KORY DUBIN, REGULATORY AFFAIRS, (305) 552-4910.4. SIGNATURE OF OFFICIAL SUBMITTING REPORT: 

5. DATE COMPLETED: 03/05/2010

| LINE NO | PLANT | SUPPLIER | SHIPPING POINT | PURCHASE TYPE | DELIVERY LOCATION | DELIVERY DATE | TYPE OIL | SULFUR (%) | BTU CONTENT (BTU / GAL) | VOLUME (BBLs) | PRICE (\$/BBL) |
|---------|----------------|----------|--------------------|---------------|-------------------|---------------|----------|------------|-------------------------|---------------|----------------|
| 1 | MANATEE | CONOCO | MARRERO | S | PORT MANATEE | 01/24/2010 | F06 | 0.99 | 152048 | 107694 | 74.1100 |
| 2 | CAPE CANAVERAL | RESI | PORT CANAVERAL LOA | S | PORT CANAVERAL | 01/12/2010 | F06 | 1.10 | 150738 | 11387 | 76.5800 |
| 3 | CAPE CANAVERAL | RESI | PORT CANAVERAL LOA | S | PORT CANAVERAL | 01/13/2010 | F06 | 1.10 | 150738 | 11035 | 75.4100 |
| 4 | CAPE CANAVERAL | RESI | PORT CANAVERAL LOA | S | PORT CANAVERAL | 01/14/2010 | F06 | 1.10 | 150738 | 11078 | 75.1500 |
| 5 | CAPE CANAVERAL | RESI | PORT CANAVERAL LOA | S | PORT CANAVERAL | 01/15/2010 | F06 | 1.10 | 150738 | 12010 | 73.7000 |
| 6 | CAPE CANAVERAL | RESI | PORT CANAVERAL LOA | S | PORT CANAVERAL | 01/16/2010 | F06 | 1.10 | 150738 | 11524 | 73.7000 |
| 7 | CAPE CANAVERAL | RESI | PORT CANAVERAL LOA | S | PORT CANAVERAL | 01/17/2010 | F06 | 1.10 | 150738 | 11296 | 74.3300 |
| 8 | CAPE CANAVERAL | RESI | PORT CANAVERAL LOA | S | PORT CANAVERAL | 01/18/2010 | F06 | 1.10 | 150738 | 11596 | 74.3400 |
| 9 | MARTIN | SEMPRA | PINEY POINT, MD | S | PALM BEACH | 01/27/2010 | F06 | 0.68 | 151452 | 109759 | 75.3100 |
| 10 | MARTIN | SEMPRA | PINEY POINT, MD | S | PALM BEACH | 01/31/2010 | F06 | 0.63 | 150976 | 119629 | 75.1100 |
| 11 | MANATEE | SEMPRA | NEW YORK | S | PORT MANATEE | 01/07/2010 | F06 | 0.97 | 152167 | 100159 | 74.1400 |
| 12 | MANATEE | SEMPRA | TAMPA - LOAD PORT | S | PORT MANATEE | 01/13/2010 | F06 | 0.96 | 150881 | 25229 | 72.9900 |
| 13 | MANATEE | SEMPRA | NOLA | S | PORT MANATEE | 01/20/2010 | F06 | 0.98 | 151167 | 139945 | 71.8200 |
| 14 | MANATEE | SEMPRA | MARRERO | S | PORT MANATEE | 01/31/2010 | F06 | 1.00 | 153095 | 139656 | 71.8800 |
| 15 | PT. EVERGLADES | SEMPRA | PORT EVERGLADES LO | S | PORT EVERGLADES | 01/08/2010 | F06 | 0.94 | 151786 | 148864 | 74.1400 |
| 16 | TURKEY POINT | SEMPRA | BORCO, BAHAMAS | S | FISHER ISLAND | 01/23/2010 | F06 | 1.00 | 150381 | 145871 | 72.8200 |
| 17 | FT. MYERS | APEC | NA-TRUCK DELIVERY | | | 01/31/2010 | F03 | N/A | N/A | 16121 | 68.7600 |
| 18 | PUTNAM | APEC | NA-TRUCK DELIVERY | | | 01/25/2010 | F03 | N/A | N/A | 24985 | 92.9000 |
| 19 | PT. EVERGLADES | TPSI | NA-TRUCK DELIVERY | | | 01/11/2010 | F03 | N/A | N/A | 24972 | 96.4800 |
| 20 | PT. EVERGLADES | AMERIGAS | NA-TRUCK DELIVERY | STC | | 01/07/2010 | PRO | N/A | N/A | 32 | 101.3800 |
| 21 | PT. EVERGLADES | AMERIGAS | NA-TRUCK DELIVERY | STC | | 01/14/2010 | PRO | N/A | N/A | 5 | 160.6500 |
| 22 | CAPE CANAVERAL | SUBURBAN | NA-TRUCK DELIVERY | STC | | 01/06/2010 | PRO | N/A | N/A | 7 | 79.7800 |
| 23 | MANATEE | SUBURBAN | NA-TRUCK DELIVERY | STC | | 01/06/2010 | PRO | N/A | N/A | 2 | 82.0200 |

MONTHLY REPORT OF COST AND QUALITY OF FUEL OIL FOR ELECTRIC PLANTS
 DETAIL OF INVOICE AND TRANSPORTATION CHARGES

FPSC FORM NO. 423-1 (a)

1. REPORTING MONTH: JAN YEAR: 2010

2. REPORTING COMPANY: FLORIDA POWER LIGHT COMPANY

3. NAME, TITLE, TELEPHONE NUMBER OF CONTACT PERSON CONCERNING DATA
 SUBMITTED ON THIS FORM: KORY DUBIN, REGULATORY AFFAIRS, (305) 552-4910.

4. SIGNATURE OF OFFICIAL SUBMITTING REPORT: 

5. DATE COMPLETED: 03/02/2010



| (A) | (B) | (C) | (D) | (E) | (F) | (G) | (H) | (I) | (J) | (K) | (L) | (M) | (N) | (O) | (P) | (Q) | (R) |
|----------|-------|----------|-------------------|---------------|----------|--------------|------------------------|---------------------|---------------|-----------------|--------------------|--------------------------|------------------------------|-------------------------|--------------------------------|---------------------|--------------------------|
| LINE NO. | PLANT | SUPPLIER | DELIVERY LOCATION | DELIVERY DATE | TYPE OIL | VOLUME (BBL) | INVOICE PRICE (\$/BBL) | INVOICE AMOUNT (\$) | DISCOUNT (\$) | NET AMOUNT (\$) | NET PRICE (\$/BBL) | QUALITY ADJUST. (\$/BBL) | EFFECTIVE PUR PRICE (\$/BBL) | TRANSP TO TERM (\$/BBL) | ADDITIONAL TRANS CHGS (\$/BBL) | OTHER CHGS (\$/BBL) | DELIVERED PRICE (\$/BBL) |
| 1 | PMT | CONOCO | PORT MANATEE | 01/24/2010 | F06 | 107694 | | | | | | | | 0.0000 | | | 74.3457 |
| 2 | PCC | RESI | PORT CANAVERAL | 01/12/2010 | F06 | 11387 | | | | | | | | 0.0000 | | | 77.1385 |
| 3 | PCC | RESI | PORT CANAVERAL | 01/13/2010 | F06 | 11035 | | | | | | | | 0.0000 | | | 75.9665 |
| 4 | PCC | RESI | PORT CANAVERAL | 01/14/2010 | F06 | 11078 | | | | | | | | 0.0000 | | | 75.7065 |
| 5 | PCC | RESI | PORT CANAVERAL | 01/15/2010 | F06 | 12010 | | | | | | | | 0.0000 | | | 74.2565 |
| 6 | PCC | RESI | PORT CANAVERAL | 01/16/2010 | F06 | 11524 | | | | | | | | 0.0000 | | | 74.2565 |
| 7 | PCC | RESI | PORT CANAVERAL | 01/17/2010 | F06 | 11296 | | | | | | | | 0.0000 | | | 74.8865 |
| 8 | PCC | RESI | PORT CANAVERAL | 01/18/2010 | F06 | 11596 | | | | | | | | 0.0000 | | | 74.8965 |
| 9 | PMR | SEMPRA | PALM BEACH | 01/27/2010 | F06 | 109758 | | | | | | | | 0.0000 | | | 75.7479 |
| 10 | PMR | SEMPRA | PALM BEACH | 01/31/2010 | F06 | 119629 | | | | | | | | 0.0000 | | | 75.5479 |
| 11 | PMT | SEMPRA | PORT MANATEE | 01/07/2010 | F06 | 100159 | | | | | | | | 0.0000 | | | 74.3757 |
| 12 | PMT | SEMPRA | PORT MANATEE | 01/13/2010 | F06 | 25229 | | | | | | | | 0.0000 | | | 73.2257 |
| 13 | PMT | SEMPRA | PORT MANATEE | 01/20/2010 | F06 | 139945 | | | | | | | | 0.0000 | | | 72.0557 |
| 14 | PMT | SEMPRA | PORT MANATEE | 01/31/2010 | F06 | 139656 | | | | | | | | 0.0000 | | | 72.1157 |
| 15 | PPE | SEMPRA | PORT EVERGLADES | 01/08/2010 | F06 | 148864 | | | | | | | | 0.0000 | | | 74.3842 |
| 16 | PTF | SEMPRA | FISHER ISLAND | 01/23/2010 | F06 | 145871 | | | | | | | | 0.0000 | | | 73.6029 |
| 17 | PFM | APEC | | 01/28/2010 | F03 | 14665 | | | | | | | | 0.0000 | | | 68.7600 |
| 18 | PFM | APEC | | 01/31/2010 | F03 | 1456 | | | | | | | | 0.0000 | | | 68.7600 |
| 19 | PPN | APEC | | 01/25/2010 | F03 | 24985 | | | | | | | | 0.0000 | | | 92.9000 |
| 20 | PPE | TPSI | | 01/11/2010 | F03 | 24972 | | | | | | | | 0.0000 | | | 96.4800 |
| 21 | PFL | AMERIGAS | | 01/07/2010 | PRO | 32 | 101.3800 | 3,244 | 0 | 3,244 | 101.3800 | 0.0000 | 101.3800 | 0.0000 | 0.0000 | 0.0000 | 101.3800 |
| 22 | PPE | AMERIGAS | | 01/14/2010 | PRO | 5 | 160.6500 | 803 | 0 | 803 | 160.6500 | 0.0000 | 160.6500 | 0.0000 | 0.0000 | 0.0000 | 160.6500 |
| 23 | PCC | SUBURBAN | | 01/06/2010 | PRO | 7 | 79.7800 | 558 | 0 | 558 | 79.7800 | 0.0000 | 79.7800 | 0.0000 | 0.0000 | 0.0000 | 79.7800 |
| 24 | PMT | SUBURBAN | | 01/06/2010 | PRO | 2 | 82.0200 | 164 | 0 | 164 | 82.0200 | 0.0000 | 82.0200 | 0.0000 | 0.0000 | 0.0000 | 82.0200 |

FPSC FORM NO. 423-1(b)

MONTHLY REPORT OF COST AND QUALITY OF FUEL OIL FOR ELECTRIC PLANTS
REPORT OF ADJUSTMENTS TO PREVIOUS OIL DELIVERIES

1. REPORTING MONTH: JANUARY # 2009

3. NAME, TITLE, & TELEPHONE NUMBER OF CONTACT PERSON CONCERNING DATA
SUBMITTED ON THIS FORM: KORY DUBIN, REGULATORY AFFAIRS,

2. REPORTING COMPANY: FLORIDA POWER & LIGHT COMPANY

4. SIGNATURE OF OFFICIAL SUBMITTING REPORT: 

5. DATE COMPLETED: 3/5/2010

| LINE NO. | MONTH REPORTED | FORM PLANT NAME | SUPPLIER | ORIGINAL LINE NUMBER | OLD VOLUME (BBLs) | FORM NO. | COLUMN DESIGNATOR & TITLE | OLD VALUE | NEW VALUE | NEW DELIVERED PRICE (\$/BBL) | REASON FOR REVISION |
|----------|----------------|-----------------|----------|----------------------|-------------------|----------|---------------------------|-----------|-----------|------------------------------|---------------------|
| (A) | (B) | (C) | (D) | (E) | (F) | (G) | (H) | (I) | (J) | (K) | (L) |
| 1 | NONE | | | | | | | | | | |

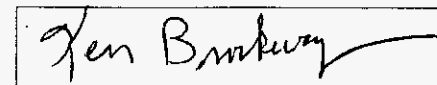
**MONTHLY REPORT OF COST AND QUALITY OF COAL FOR ELECTRIC PLANTS
ORIGIN, TONNAGE, DELIVERED PRICE AND AS RECEIVED QUALITY**

1. Report For Month/Yr: **January 2010**

4. Name, Title & Telephone Number of Contact
Person Concerning Data Submitted on this Form: **Terry Keith (305-552-4334)**

2. Reporting Company: **Florida Power & Light**

5. Signature of Official Submitting Report:



3. Plant Name: **St. Johns River Power Park (SJRPP)**

6. Date Completed: **February 8, 2010**

| Line No. | Supplier Name | Mine Location | Purchase Type | Transportation Mode | Tons | Effective Purchase Price (\$/Ton) | Total Trans Cost (\$/Ton) | FOB Plant Price (\$/Ton) | As Received Coal Quality | | | |
|----------|--------------------------------|---------------|---------------|---------------------|--------|-----------------------------------|---------------------------|--------------------------|--------------------------|-----------------|-----------------|----------------------|
| | | | | | | | | | Sulfur Content (%) | Btu Content (%) | Ash Content (%) | Moisture Content (%) |
| (a) | (b) | (c) | (d) | (e) | (f) | (g) | (h) | (i) | (j) | (k) | (l) | (m) |
| 1 | CONSOL Energy Sales Compan | 08,KY,025 | LTC | UR | 2,388 | | | 142.51 | 1.08 | 12,335 | 10.89 | 6.50 |
| 2 | Coal Marketing Company | 45,IM,999 | LTC | OC | 57,946 | | | 57.58 | 0.57 | 11,111 | 8.45 | 13.76 |
| 3 | Foundation Coal Corp. / Emeral | 02,PA,059 | S | UR | 4,572 | | | 144.42 | 2.02 | 13,035 | 8.16 | 6.28 |
| 4 | Patriot Coal Sales | 08,WV,005 | LTC | UR | 6,363 | | | 106.37 | 0.73 | 11,444 | 13.38 | 7.93 |

EDITED COPY

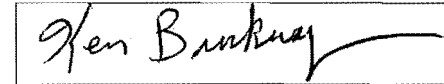
**MONTHLY REPORT OF COST AND QUALITY OF COAL FOR ELECTRIC PLANTS
DETAIL OF INVOICE PURCHASE PRICE**

1. Report For Month/Yr: **January 2010**

4. Name, Title & Telephone Number of Contact
Person Concerning Data Submitted on this Form: **Terry Keith (305-552-4334)**

2. Reporting Company: **Florida Power & Light**

5. Signature of Official Submitting Report:



3. Plant Name: **St. Johns River Power Park (SJRPP)**

6. Date Completed: **February 8, 2010**

| Line No. | Supplier Name | Mine Location | Purchase Type | Tons | FOB Mine Price (\$/Ton) | Short Haul & Loading Charge | Original Invoice Price (\$/Ton) | Retro-active Price Increases (\$/Ton) | Base Price (\$/Ton) | Quality Adjustments (\$/Ton) | Effective Purchase Price (\$/Ton) |
|----------|---------------------------------|---------------|---------------|--------|-------------------------|-----------------------------|---------------------------------|---------------------------------------|---------------------|------------------------------|-----------------------------------|
| (a) | (b) | (c) | (d) | (e) | (f) | (g) | (h) | (i) | (j) | (k) | (l) |
| 1 | CONSOL Energy Sales Company | 08,KY,025 | LTC | 2,388 | | 0.00 | | 0.00 | | 0.00 | |
| 2 | Coal Marketing Company | 45,IM,999 | LTC | 57,946 | | 0.00 | | 0.00 | | 0.00 | |
| 3 | Foundation Coal Corp. / Emerald | 02,PA,059 | S | 4,572 | | 0.00 | | 0.00 | | 0.00 | |
| 4 | Patriot Coal Sales | 08,WV,005 | LTC | 6,363 | | 0.00 | | 0.00 | | 0.00 | |

EDITED COPY

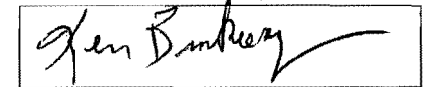
**MONTHLY REPORT OF COST AND QUALITY OF COAL FOR ELECTRIC PLANTS
DETAIL OF TRANSPORTATION CHARGES**

1. Report For Month/Yr: **January 2010**

4. Name, Title & Telephone Number of Contact
Person Concerning Data Submitted on this Form: **Terry Keith (305-552-4334)**

2. Reporting Company: **Florida Power & Light**

5. Signature of Official Submitting Report:



3. Plant Name: **St. Johns River Power Park (SJRPP)**

6. Date Completed: **February 8, 2010**

| Line No. | Supplier Name | Mine Location | Shipping Point | Transportation Mode | Tons | Effective Purchase Price (\$/Ton) | Short Haul & Loading Charge (\$/Ton) | Rail Charges | | Waterborne Charges | | | | | Total Transport Charges (\$/Ton) | FOB Plant Price (\$/Ton) |
|----------|------------------------------|---------------|----------------|---------------------|--------|-----------------------------------|--------------------------------------|--------------------|-----------------------------|---------------------------|-----------------------------|---------------------------|------------------------------|--------------------------|----------------------------------|--------------------------|
| | | | | | | | | Rail Rate (\$/Ton) | Other Rail Charges (\$/Ton) | River Barge Rate (\$/Ton) | Trans-loading Rate (\$/Ton) | Ocean Barge Rate (\$/Ton) | Other Water Charges (\$/Ton) | Related Charges (\$/Ton) | | |
| (a) | (b) | (c) | (d) | (e) | (f) | (g) | (h) | (i) | (j) | (k) | (l) | (m) | (n) | (o) | (p) | (q) |
| 1 | CONSOL Energy Sales Comp | 08,KY,025 | JONES FORK | UR | 2,388 | | 0.00 | 0.00 | 0.00 | 0.00 | 0.00 | 0.00 | 0.00 | 0.00 | | 142.51 |
| 2 | Coal Marketing Company | 45,IM,999 | EL CERREJON | OC | 57,946 | | 0.00 | 0.00 | 0.00 | 0.00 | 0.00 | 0.00 | 0.00 | 0.00 | | 57.58 |
| 3 | Foundation Coal Corp. / Emer | 02,PA,059 | EMERALD MINE | UR | 4,572 | | 0.00 | 0.00 | 0.00 | 0.00 | 0.00 | 0.00 | 0.00 | 0.00 | | 144.42 |
| 4 | Patriot Coal Sales | 08,WV,005 | HOBET 21 | UR | 6,363 | | 0.00 | 0.00 | 0.00 | 0.00 | 0.00 | 0.00 | 0.00 | 0.00 | | 106.37 |

EDITED COPY

MONTHLY REPORT OF COST AND QUALITY OF COAL FOR ELECTRIC PLANTS
ORIGIN, TONNAGE, DELIVERED PRICE, AND AS RECEIVED QUALITY

1. Reporting Month: **December** Year: **2009**
 2. Reporting Company: **FLORIDA POWER & LIGHT COMPANY**
 3. Plant Name: **R.W.SCHERER**

4. Name, Title & Telephone Number of Contact Person Concerning Data
Submitted on this Form: Terry Keith
(305) 552-4334

5. Signature of Official Submitting Report: *Kenneth Brakway*
 6. Date Completed: **05-Mar-10**

| Line No. (a) | Supplier Name (b) | Mine Location (c) | Purchase Type (d) | Transport Mode (e) | Tons (f) | Purchase Price (\$/Ton) (g) | Effective Transport Charges (\$/Ton) (h) | Total FOB Plant Price (\$/Ton) (i) | Sulfur Content (%) (j) | Btu Content (Btu/lb) (k) | Ash Content (%) (l) | Moisture Content (%) (m) |
|-----------------|-------------------------|----------------------|----------------------|-----------------------|-------------|-----------------------------------|--|--|------------------------------|--------------------------------|---------------------------|--------------------------------|
| (1) | FOUNDATION COAL WEST | 19/WY/5 | S | UR | 8,357.03 | 9.148 | 24.96 | 34.108 | 0.41 | 8,426 | 4.93 | 28.87 |
| (2) | FOUNDATION COAL WEST | 19/WY/5 | S | UR | 11,212.68 | 11.818 | 25.00 | 36.818 | 0.35 | 8,437 | 4.67 | 29.52 |
| (3) | COAL SALES, LLC | 19/WY/5 | S | UR | 10,253.81 | 9.645 | 25.04 | 34.685 | 0.31 | 8,501 | 4.75 | 29.29 |
| (4) | COAL SALES, LLC | 19/WY/5 | S | UR | 10,308.72 | 8.143 | 24.99 | 33.133 | 0.29 | 8,253 | 4.82 | 30.17 |
| (5) | KENNECOTT COAL SALES | 19/WY/5 | S | UR | 27,187.77 | 10.587 | 24.95 | 35.537 | 0.25 | 8,862 | 4.90 | 26.12 |
| (6) | COAL SALES, LLC | 19/WY/5 | S | UR | 30,431.08 | 14.425 | 24.97 | 39.395 | 0.20 | 8,674 | 4.45 | 27.80 |
| (7) | BUCKSKIN MINING COMPANY | 19/WY/5 | S | UR | 22,531.07 | 10.765 | 24.95 | 35.715 | 0.29 | 8,418 | 4.49 | 29.76 |
| (8) | KENNECOTT COAL SALES | 19/WY/5 | S | UR | 7,560.56 | 11.995 | 24.72 | 36.715 | 0.37 | 8,452 | 5.20 | 29.41 |
| (9) | COAL SALES, LLC | 19/WY/5 | S | UR | 35,995.34 | 9.943 | 25.00 | 34.943 | 0.19 | 8,569 | 4.36 | 28.38 |
| (10) | COAL SALES, LLC | 19/WY/5 | S | UR | 41,129.80 | 8.763 | 24.97 | 33.733 | 0.19 | 8,608 | 4.64 | 28.10 |
| (11) | KENNECOTT COAL SALES | 19/WY/5 | S | UR | 4,537.61 | 11.999 | 24.90 | 36.899 | 0.30 | 8,292 | 5.55 | 30.09 |

**MONTHLY REPORT OF COST AND QUALITY OF COAL FOR ELECTRIC PLANTS
DETAILED PURCHASED COAL INVOICE INFORMATION**

1. Reporting Month: **December** Year: **2009**
 2. Reporting Company: **FLORIDA POWER & LIGHT COMPANY**
 3. Plant Name: **R.W.SCHERER**

4. Name, Title & Telephone Number of Contact Person Concerning Data
 Submitted on this Form: Terry Keith
 (305) 552-4334
 5. Signature of Official Submitting Report: *Kenneth Brookway*
 6. Date Completed: **05-Mar-10**

| Line No. | Supplier Name | Mine Location | Purch. Type | Tons | FOB Mine Price (\$/Ton) | Shorthaul & Loading Charges (\$/Ton) | Original Invoice Price (\$/Ton) | Retroactive Price Increase (\$/Ton) | Base Price (\$/Ton) | Quality Adjustments (\$/Ton) | Effective Purchase Price (\$/Ton) |
|----------|------------------------|---------------|-------------|-----------|-------------------------|--------------------------------------|---------------------------------|-------------------------------------|---------------------|------------------------------|-----------------------------------|
| (a) | (b) | (c) | (d) | (e) | (f) | (g) | (h) | (i) | (j) | (k) | (l) |
| (1) | FOUNDATION COAL WEST | 19/WY/5 | S | 8,357.03 | 9.095 | - | 9.095 | - | 9.095 | 0.053 | 9.148 |
| (2) | FOUNDATION COAL WEST | 19/WY/5 | S | 11,212.68 | 11.770 | - | 11.770 | - | 11.770 | 0.048 | 11.818 |
| (3) | COAL SALES, LLC | 19/WY/5 | S | 10,253.81 | 9.644 | - | 9.644 | - | 9.644 | 0.001 | 9.645 |
| (4) | COAL SALES, LLC | 19/WY/5 | S | 10,308.72 | 8.186 | - | 8.186 | - | 8.186 | (0.043) | 8.143 |
| (5) | KENNECOTT COAL SALES | 19/WY/5 | S | 27,187.77 | 10.540 | - | 10.540 | - | 10.540 | 0.047 | 10.587 |
| (6) | COAL SALES, LLC | 19/WY/5 | S | 30,431.08 | 14.893 | - | 14.893 | - | 14.893 | (0.468) | 14.425 |
| (7) | BUCKSKIN MINING COMPAN | 19/WY/5 | S | 22,531.07 | 10.700 | - | 10.700 | - | 10.700 | 0.065 | 10.765 |
| (8) | KENNECOTT COAL SALES | 19/WY/5 | S | 7,560.56 | 11.984 | - | 11.984 | - | 11.984 | 0.011 | 11.995 |
| (9) | COAL SALES, LLC | 19/WY/5 | S | 35,995.34 | 9.903 | - | 9.903 | - | 9.903 | 0.040 | 9.943 |
| (10) | COAL SALES, LLC | 19/WY/5 | S | 41,129.60 | 8.677 | - | 8.677 | - | 8.677 | 0.086 | 8.763 |
| (11) | KENNECOTT COAL SALES | 19/WY/5 | S | 4,537.61 | 12.145 | - | 12.145 | - | 12.145 | (0.146) | 11.999 |

**MONTHLY REPORT OF COST AND QUALITY OF COAL FOR ELECTRIC PLANTS
DETAILED TRANSPORTATION INVOICE INFORMATION**

1. Reporting Month: **December** Year: **2009**
 2. Reporting Company: **FLORIDA POWER & LIGHT COMPANY**
 3. Plant Name: **R.W.SCHERER**

4. Name, Title & Telephone Number of Contact Person Concerning Data
 Submitted on this Form: Terry Keith
 (305) 552-4334
 5. Signature of Official Submitting Report: *Kenneth Brookway*
 6. Date Completed: 05-Mar-10

| Line No. (a) | Supplier Name (b) | Mine Location (c) | Shipping Point (d) | Transport Mode (e) | Tons (f) | Effective Purchase Price (\$/Ton) (g) | Additional Shorthaul & Loading Charges (\$/Ton) (h) | Rail Charges | | Waterborne Charges | | | | Other Related Charges (\$/Ton) (o) | Total Transportation Charges (\$/Ton) (p) | FOB Plant Price (\$/Ton) (q) |
|-----------------|-------------------------|----------------------|-----------------------|-----------------------|-------------|---|---|------------------------------|---------------------------------------|-------------------------------------|---------------------------------------|-------------------------------------|--|--|---|------------------------------------|
| | | | | | | | | Rail Rate (\$/Ton) (i) | Other Rail Charges (\$/Ton) (j) | River Barge Rate (\$/Ton) (k) | Trans-loading Rate (\$/Ton) (l) | Ocean Barge Rate (\$/Ton) (m) | Other Water Charges (\$/Ton) (n) | | | |
| (1) | FOUNDATION COAL WEST | 19/WY/5 | EAGLE JCT, WY | UR | 8,357.03 | 9.148 | - | 24.96 | - | - | - | - | - | - | 24.96 | 34.108 |
| (2) | FOUNDATION COAL WEST | 19/WY/5 | EAGLE JCT, WY | UR | 11,212.68 | 11.818 | - | 25.00 | - | - | - | - | - | - | 25.00 | 36.818 |
| (3) | COAL SALES, LLC | 19/WY/5 | CABALLO JCT, WY | UR | 10,253.81 | 9.645 | - | 25.04 | - | - | - | - | - | - | 25.04 | 34.685 |
| (4) | COAL SALES, LLC | 19/WY/5 | RAWHIDE JCT, WY | UR | 10,308.72 | 8.143 | - | 24.99 | - | - | - | - | - | - | 24.99 | 33.133 |
| (5) | KENNECOTT COAL SALES | 19/WY/5 | CONVERSE JCT, WY | UR | 27,187.77 | 10.587 | - | 24.95 | - | - | - | - | - | - | 24.95 | 35.537 |
| (6) | COAL SALES, LLC | 19/WY/5 | NACCO JCT, WY | UR | 30,431.08 | 14.425 | - | 24.97 | - | - | - | - | - | - | 24.97 | 39.395 |
| (7) | BUCKSKIN MINING COMPANY | 19/WY/5 | BUCKSKIN JCT, WY | UR | 22,531.07 | 10.765 | - | 24.95 | - | - | - | - | - | - | 24.95 | 35.715 |
| (8) | KENNECOTT COAL SALES | 19/WY/5 | CORDERO JCT, WY | UR | 7,560.56 | 11.995 | - | 24.72 | - | - | - | - | - | - | 24.72 | 36.715 |
| (9) | COAL SALES, LLC | 19/WY/5 | NACCO JCT, WY | UR | 35,995.34 | 9.943 | - | 25.00 | - | - | - | - | - | - | 25.00 | 34.943 |
| (10) | COAL SALES, LLC | 19/WY/5 | NACCO JCT, WY | UR | 41,129.60 | 8.763 | - | 24.97 | - | - | - | - | - | - | 24.97 | 33.733 |
| (11) | KENNECOTT COAL SALES | 19/WY/5 | CORDERO JCT, WY | UR | 4,537.61 | 11.999 | - | 24.90 | - | - | - | - | - | - | 24.90 | 36.899 |

CERTIFICATE OF SERVICE

I, THE UNDERSIGNED COUNSEL, HEREBY CERTIFY that copies of Florida Power & Light Company's forms 423-1, 423-1(a), and 423-1(b) for the month of January 2010, copies of St. Johns River Power Park edited forms 423-2, 423-2(a), and 423-2(b) for the month of January 2010; and copies of Plant Scherer forms 423-2, 423-2(a), and 423-2(b) for the month of December 2009 have been served via first class mail, postage prepaid to the parties listed below this 16th day of March, 2010.

Lisa Bennett, Esq.
Division of Legal Services
Florida Public Service Commission
2540 Shumard Oak Blvd.
Tallahassee, Florida 32399-0850

Lee L. Willis, Esq.
James D. Beasley, Esq.
Ausley & McMullen
Attorneys for Tampa Electric
P.O. Box 391
Tallahassee, Florida 32302

John W. McWhirter, Jr., Esq.
McWhirter & Davidson, P.A.
Attorneys for FIPUG
P.O. Box 3350
Tampa, Florida 33602

Jeffrey A. Stone, Esq.
Russell A. Badders, Esq.
Beggs & Lane
Attorneys for Gulf Power
P.O. Box 12950
Pensacola, Florida 32576-2950

Robert Scheffel Wright, Esq.
Jay T. LaVia, III, Esq.
Young van Assenderp, P.A.
Attorneys for Florida Retail Federation
225 South Adams Street, Suite 200
Tallahassee, FL 32301

Shayla L. McNeill, Capt. USAF
AFLSA/JACL-ULT
Counsel for Federal Executive Agencies
139 Barnes Drive, Ste 1
Tyndall AFB, FL 32403-5319


J. R. Kelly, Esq.
Charles J. Rehwinkel, Esq.
Charles Beck, Esq.
Office of Public Counsel
c/o The Florida Legislature
111 West Madison Street, Room 812
Tallahassee, Florida 32399

John T. Burnett, Esq.
Progress Energy Service Company, LLC
P.O. Box 14042
St. Petersburg, Florida 33733-4042

Norman H. Horton, Jr., Esq.
Floyd R. Self, Esq.
Messer, Caparello & Self
Attorneys for FPUC
P.O. Box 1876
Tallahassee, Florida 32302-1876

James W. Brew, Esq
Attorney for White Springs
Brickfield, Burchette, Ritts & Stone, The P.C
1025 Thomas Jefferson Street, NW
Eighth Floor, West Tower
Washington, DC 2007-5201

Jon C. Moyle and Vicki Kaufman
Keefe, Anchors Gordon & Moyle, P.A.
118 N. Gadsden St.
Tallahassee, FL 32301
Co-Counsel for FIPUG

By: 
John T. Butler
FL Bar No. 283479