



March 30, 2010

100001-EI

Via U.S. Mail  
Ms. Ann Cole  
Commission Clerk  
Florida Public Service Commission  
2540 Shumard Oak Boulevard  
Tallahassee, Florida 32399-0850

Re: Docket No. 090001-EI

Dear Ms. Cole:

Enclosed for filing on behalf of Progress Energy Florida, Inc. are an original plus seven (7) copies of FPSC 423 forms for the month of February, 2009, along with Progress Energy Florida, Inc.'s Request for Specified Confidential Treatment. Forms 423-1A, 423-2, 423-2A, 423-2B, and 423-2C contained in this filing have been edited to delete certain confidential information. An unedited copy of the 423 forms has been submitted for filing under separate cover.

Thank you for your assistance in this matter and if you have any questions, please feel free to contact me at (727)820-5184.

COM \_\_\_\_\_  
APA 1  
ECR 4  
GCL 1  
RAD 1  
SSC \_\_\_\_\_  
ADM \_\_\_\_\_  
OPC \_\_\_\_\_  
CLK \_\_\_\_\_

Sincerely,

John Burnett  
Associate General Counsel

JB/emc  
Enclosures  
cc: Parties of record


DOCUMENT NUMBER-DATE  
02599 APR-7 09  
FPSC-COMMISSION CLERK

Progress Energy Florida, Inc.

CERTIFICATE OF SERVICE

Docket No. 100001-EI

I HEREBY CERTIFY that a true copy of Progress Energy Florida, Inc.'s FPSC 423 Forms for the month of February, 2010 have been furnished to the following individuals via U.S. Mail on this 30th day of March, 2010.

  
\_\_\_\_\_  
Attorney

<p>Lisa Bennett, Esq. Office of General Counsel Florida Public Service Commission 2540 Shumard Oak Blvd. Tallahassee, FL 32399-0850</p>	<p>Florida Public Utilities Company Curtis Young P.O. Box 3395 West Palm Beach, FL 33402-3395</p>
<p>Ausley &amp; McMullen Law Firm James D. Beasley, Esq./J. Jeffrey Wahlen, Esq. P.O. Box 391 Tallahassee, FL 32302</p>	<p>Gulf Power Company Ms. Susan D. Ritenour One Energy Place Pensacola, FL 32520-0780</p>
<p>Beggs &amp; Lane Law Firm Jeffrey A. Stone, Esq./Russell A. Badders, Esq. Steven R. Griffin P.O. Box 12950 Pensacola, FL 32591</p>	<p>Ackerman Senterfitt Beth Keating, Esquire 106 E. College Avenue, Suite 1200 Tallahassee FL 32301</p>
<p>Brickfield Law Firm James W. Brew, Esq. 1025 Thomas Jefferson St., NW 8<sup>th</sup> Floor, West Tower Washington, DC 20007</p>	<p>Keefe Law Firm Vicki Gordon Kaufman/Jon Moyle 118 N. Gadsden Street Tallahassee, FL 32301</p>
<p>Florida Industrial Power Users Group John McWhirter, Jr. McWhirter Law Firm P.O. Box 3350 Tampa, FL 33601-3350</p>	<p>Young van Assenderp, P.A. Robert Scheffel Wright/John T. LaVia, III 225 S. Adams Street, Suite 200 Tallahassee, FL 32301</p>
<p>Florida Power &amp; Light Co. John T. Butler, Esq. 700 Universe Boulevard Juno Beach, FL 33408</p>	<p>Federal Executive Agencies Shayla McNeill, Capt. USAF c/o AFLSA/JACL-ULT 139 Barnes Drive, suite 1 Tyndall AFB, FL 32403-5319</p>
<p>Florida Power &amp; Light Co. Natalie F. Smith/R. Wade Litchfield, Esq. 215 S. Monroe Street, Ste. 810 Tallahassee, FL 32301-1859</p>	<p>Florida Retail Federation John Rogers 100 East Jefferson Street Tallahassee, FL 32301</p>

Tampa Electric Company  
Paula K. Brown  
P.O. Box 111  
Tampa, FL 33601

Office of Public Counsel  
J.R. Kelly/Patricia Christensen  
Charles Beck/Joseph A. McGlothlin  
The Florida Legislature  
111 West Madison Street, #812  
Tallahassee, FL 32399

Office of Attorney General  
Bill McCollum/Cecilia Bradley  
The Capitol – PL01  
Tallahassee, FL 32399-1050

Progress Energy Florida, Inc.  
Docket No. 100001-EI

Request for Specified Confidential Treatment

---

423 Forms for February, 2010

CONFIDENTIAL COPY

(Confidential information denoted with shading)

---

DOCUMENT NUMBER-DATE

02599 APR-7 2010


FPSC-COMMISSION CLERK

MONTHLY REPORT OF COST AND QUALITY OF OIL FOR ELECTRIC PLANTS  
ORIGIN, VOLUME, DELIVERED PRICE AND AS RECEIVED QUALITY

**SPECIFIED  
CONFIDENTIAL**

Report For: 2/2010  
Reporting Company: Florida Power Corporation

NAME, TITLE, TELEPHONE NUMBER OF CONTACT PERSON CONCERNING DATA  
SUBMITTED ON THIS FORM: Kelly Jo Irons, Associate Business Financial Analyst, (919) 546

Signature of Official Submitting Report:   
Jon Putnam - Sr Business Financial Analyst

DATE COMPLETED: 3/29/2010

Line No.	Plant name	Supplier Name	Shipping Point	Purchase Type	Point of Delivery	Date of Delivery	Type Fuel Oil	Sulfur Level (%)	BTU Content (Btu/gal)	Volume (Bbls)	Delivered Price (\$/Bbl)
(a)	(b)	(c)	(d)	(e)	(f)	(g)	(h)	(i)	(j)	(k)	(l)
1	Anclote	Transfer Facility	Martin Gas Terminal	N/A	FACILITY	2/2010	FO2	0.04	137,388	892.0	\$105.7088
2	Bartow Steam Plant	RIO Energy International Inc.	Houston, TX	LTC	FACILITY	2/2010	FO6	1.45	156,475	141,184.5	\$64.0880
3	Crystal River	Transfer Facility	Martin Gas Terminal	N/A	FACILITY	2/2010	FO2	0.04	137,388	3,477.5	\$102.8380
4	DeBary Peakers	Indigo Energy Partners	Tampa, FL	LTC	FACILITY	2/2010	FO2	0.05	138,000	14,932.7	\$88.1305
5	DeBary Peakers	Mansfield Oil Company of Gainesville Inc.	Taft, FL	LTC	FACILITY	2/2010	FO2	0.00	136,107	27,924.8	\$89.7143
6	DeBary Peakers	Transfer Facility	Martin Gas Terminal	N/A	FACILITY	2/2010	FO2	0.04	137,375	13,865.4	\$105.9240
7	Intersession City Peakers	Hightower Petroleum Corp	Orlando, FL	S	FACILITY	2/2010	FO2	0.05	138,000	2,829.2	\$91.6616
8	Intersession City Peakers	Mansfield Oil Company of Gainesville Inc.	Bainbridge, GA	LTC	FACILITY	2/2010	FO2	0.00	136,107	1,084.1	\$92.1611
9	Intersession City Peakers	Mansfield Oil Company of Gainesville Inc.	Fort Lauderdale, FL	LTC	FACILITY	2/2010	FO2	0.00	136,107	4,042.0	\$91.7180
10	Intersession City Peakers	Mansfield Oil Company of Gainesville Inc.	Orlando, FL	LTC	FACILITY	2/2010	FO2	0.00	136,107	1,421.0	\$88.6580
11	Intersession City Peakers	Mansfield Oil Company of Gainesville Inc.	Tampa, FL	LTC	FACILITY	2/2010	FO2	0.00	137,465	44,656.8	\$88.2590
12	Martin Gas Terminal	Martin Product Sales	Pascagoula, MS	S	FACILITY	2/2010	FO2	0.04	137,388	52,388.8	\$90.4804
13	Suwannee Peakers	Johnson & Johnson	Bainbridge, GA	LTC	FACILITY	2/2010	FO2	0.05	138,000	21,654.0	\$89.0126
14	Suwannee Steam Plant	RIO Energy International Inc.	St. Marks, FL	LTC	FACILITY	2/2010	FO6	1.45	155,313	10,839.2	\$74.6145
15	Turner Peakers	Indigo Energy Partners	Tampa, FL	LTC	FACILITY	2/2010	FO2	0.05	138,000	13,112.8	\$90.8857
16	Turner Peakers	Mansfield Oil Company of Gainesville Inc.	Tampa, FL	LTC	FACILITY	2/2010	FO2	0.00	136,107	709.9	\$87.8864

DOCUMENT NUMBER DATE  
02599 APR-7 09  
FPSC-COMMISSION CLERK



MONTHLY REPORT OF COST AND QUALITY OF COAL FOR ELECTRIC PLANTS  
ORIGIN, TONNAGE, DELIVERED PRICE AND AS RECEIVED QUALITY

**SPECIFIED  
CONFIDENTIAL**

Report For: 2/2010  
Reporting Company: Florida Power Corporation  
Plant Name: Crystal River

NAME, TITLE, TELEPHONE NUMBER OF CONTACT PERSON CONCERNING DATA  
SUBMITTED ON THIS FORM: Kelly Jo Irons, Associate Business Financial Analyst, (919) 546-5028  
Signature of Official Submitting Report: \_\_\_\_\_

*[Handwritten Signature]*  
Jon Putnam - Senior Business Financial Analyst

DATE COMPLETED 3/12/2010

As Received Coal Quality

Line No.	Supplier Name	Mine Location	Purchase Type	Transportation Mode	Number Primary Shipping Units	Tons	Effective Purchase Price (\$/Ton)	Total Transportation Cost (\$/Ton)	F.O.B. Plant Price (\$/Ton)	Percent Sulfur (%)	BTU Content (BTU/LB)	Percent Ash (%)	Percent Moisture (%)
(a)	(b)	(c)	(d)	(e)	(f)	(g)	(h)	(i)	(j)	(k)	(l)	(m)	(n)
1	Alpha Coal Sales Co. LLC	8,KY,119	LTC	UR	2	22,264.8			\$143.791	1.02	12,301	10.99	6.64
2	B&W Resources Inc	8,KY,51	LTC	UR	2	23,195.7			\$145.574	1.00	12,173	11.05	7.21
3	B&W Resources Inc	8,KY,51	MTC	UR	2	11,105.1			\$82.778	1.10	11,818	12.84	7.56
4	Coaltrade LLC	8,WV,5	S	UR	1	11,747.5			\$94.152	0.61	12,531	9.72	8.47
5	Constellation Energy Commodities Group Inc.	8,KY,195	MTC	UR	1	11,622.9			\$86.584	0.97	12,870	8.04	6.98
6	ICG LLC	8,KY,193	LTC	UR	2	22,803.6			\$143.391	1.01	12,057	11.74	6.56
7	ICG LLC	8,VA,105	LTC	UR	2	11,202.0			\$152.855	0.67	13,186	4.90	7.87
8	James River Coal Sales Inc	8,KY,193	S	UR	2	22,943.4			\$92.187	0.86	12,811	8.27	6.52
9	Massey Utility Sales Company	8,WV,5	LTC	UR	1	12,607.2			\$89.097	0.92	12,310	12.89	6.06
10	MC Mining LLC	8,KY,195	LTC	UR	3	34,432.7			\$99.306	0.68	12,648	8.23	7.26
11	Patriot Coal Sales	8,WV,45	MTC	UR	1	11,809.6			\$92.463	0.60	12,007	12.44	7.50
12	Transfer Facility	N/A	N/A	OB	7	110,911.5			\$83.535	1.44	11,400	10.84	11.37
13	Transfer Facility	N/A	N/A	OB	7	110,052.5			\$84.959	1.12	9,887	9.21	9.61

MONTHLY REPORT OF COST AND QUALITY OF COAL FOR ELECTRIC PLANTS  
ORIGIN, TONNAGE, DELIVERED PRICE AND AS RECEIVED QUALITY

**SPECIFIED  
CONFIDENTIAL**

Report For: 2/2010  
Reporting Company: Florida Power Corporation  
Plant Name: IMT (Intl Marine Terminal)

NAME, TITLE, TELEPHONE NUMBER OF CONTACT PERSON CONCERNING DATA  
SUBMITTED ON THIS FORM: Kelly Jo Irons, Associate Business Financial Analyst, (919) 546-5028  
Signature of Official Submitting Report: \_\_\_\_\_

Jon Putnam - Senior Business Financial Analyst

DATE COMPLETED 3/12/2010

As Received Coal Quality

Line No.	Supplier Name	Mine Location	Purchase Type	Transportation Mode	Number Primary Shipping Units	Tons	Effective Purchase Price (\$/Ton)	Total Transportation Cost (\$/Ton)	F.O.B. Plant Price (\$/Ton)	Percent Sulfur (%)	BTU Content (BTU/LB)	Percent Ash (%)	Percent Moisture (%)
(a)	(b)	(c)	(d)	(e)	(f)	(g)	(h)	(i)	(j)	(k)	(l)	(m)	(n)
1	Coalsales LLC	10,IL,157	LTC	RB	26	27,397.3			\$50.196	2.80	11,023	8.39	14.08
2	Coalsales LLC	10,IL,165	LTC	RB	12	10,872.3			\$50.318	2.94	12,277	8.42	8.80
3	Coalsales LLC	10,IL,157	LTC	RB	10	1,895.0			\$110.467	0.44	10,748	10.37	13.16
4	Coalsales LLC	17,CO,107	LTC	RB	2	3,695.4			\$108.960	0.48	10,580	10.72	13.80
5	Constellation Energy Commodities Group Inc.	N/A	LTC	RB	5	8,574.5			\$72.914	0.75	12,027	10.24	8.43
6	Massey Utility Sales Company	8,WV,39	LTC	RB	31	21,436.8			\$66.531	0.83	12,073	12.58	7.34
7	Oak Hill Corporation	N/A	LTC	RB	18	11,577.1			\$104.477	0.99	11,952	10.58	8.29
8	Riverview Mining LLC	9,KY,225	LTC	RB	24	16,917.5			\$51.796	2.66	11,659	7.24	12.18
9	Sempra Energy Trading	N/A	LTC	RB	6	7,116.4			\$74.690	0.82	11,937	12.54	8.18



MONTHLY REPORT OF COST AND QUALITY OF COAL FOR ELECTRIC PLANTS  
ORIGIN, TONNAGE, DELIVERED PRICE AND AS RECEIVED QUALITY

**SPECIFIED  
CONFIDENTIAL**

Report For: 2/2010  
Reporting Company: Florida Power Corporation  
Plant Name: US United Bulk Terminal

NAME, TITLE, TELEPHONE NUMBER OF CONTACT PERSON CONCERNING DATA  
SUBMITTED ON THIS FORM: Kelly Jo Irons, Associate Business Financial Analyst, (919) 546-5028  
Signature of Official Submitting Report: 

Jon Putnam - Senior Business Financial Analyst

DATE COMPLETED 3/12/2010

Line No.	Supplier Name	Mine Location	Purchase Type	Transportation Mode	Number Primary Shipping Units	Tons	Effective Purchase Price (\$/Ton)	Total Transportation Cost (\$/Ton)	F.O.B. Plant Price (\$/Ton)	As Received Coal Quality			
										Percent Sulfur (%)	BTU Content (BTU/LB)	Percent Ash (%)	Percent Moisture (%)
(a)	(b)	(c)	(d)	(e)	(f)	(g)	(h)	(i)	(j)	(k)	(l)	(m)	(n)
1	Coalsales LLC	17,CO,107	LTC	RB	11	18,874.1			\$86.447	0.49	10,852	10.37	12.43
2	Coalsales LLC	10,IL,157	LTC	RB	6	11,275.6			\$108.018	0.45	10,954	10.18	11.92
3	Coalsales LLC	17,CO,107	LTC	RB	10	18,607.0			\$105.058	0.47	10,851	10.37	12.55
4	Constellation Energy Commodities Group Inc.	N/A	LTC	RB	32	8,894.1			\$71.925	0.77	11,981	11.73	8.34
5	Magnum Coal Sales LLC	8,WV,45	LTC	RB	5	7,010.1			\$70.337	0.70	12,205	12.48	5.88
6	Massey Utility Sales Company	8,WV,39	LTC	RB	22	10,932.3			\$64.124	0.80	12,220	11.27	7.53
7	Patriot Coal Sales	8,WV,39	LTC	RB	6	8,105.8			\$70.334	0.69	12,069	12.59	6.60
8	Riverview Mining LLC	9,KY,225	LTC	RB	45	33,586.4			\$49.365	2.69	11,128	7.52	12.38

MONTHLY REPORT OF COST AND QUALITY OF COAL FOR ELECTRIC PLANTS ORIGIN, TONNAGE, DELIVERED PRICE AND AS RECEIVED QUALITY

**SPECIFIED  
CONFIDENTIAL**

Report For: 2/2010  
 Reporting Company: Florida Power Corporation  
 Plant Name: Crystal River

NAME, TITLE, TELEPHONE NUMBER OF CONTACT PERSON CONCERNING DATA  
 SUBMITTED ON THIS FORM: Kelly Jo Irons, Associate Business Financial Analyst, (919) 546-5028  
 Signature of Official Submitting Report \_\_\_\_\_

Jon Putnam - Senior Business Financial Analyst

DATE COMPLETED 3/12/2010

Line No.	Supplier Name	Mine Location	Purchase Type	Tons	F.O.B Mine Price (\$/Ton)	Short Haul & Loading Charges (\$/Ton)	Original Invoice Price (\$/Ton)	Retro-active Price Inc(Dec) (\$/Ton)	Base Price (\$/Ton)	Quality Adjust-ments (\$/Ton)	Effective Purchase Price (\$/Ton)
(a)	(b)	(c)	(d)	(e)	(f)	(g)	(h)	(i)	(j)	(k)	(l)
1	Alpha Coal Sales Co. LLC	8,KY,119	LTC	22,264.8		\$0.000		\$0.000			
2	B&W Resources Inc	8,KY,51	LTC	11,607.5		\$0.000		\$0.000			
3	B&W Resources Inc	8,KY,51	MTC	23,253.8		\$0.000		\$0.000			
4	Constellation Energy Commodities Group Inc.	8,KY,195	MTC	11,622.9		\$0.000		\$0.000			
5	ICG LLC	8,KY,193	LTC	22,803.6		\$0.000		\$0.000			
6	ICG LLC	8,VA,105	LTC	11,432.6		\$0.000		\$0.000			
7	James River Coal Sales Inc	8,KY,193	S	22,943.4		\$0.000		\$0.000			
8	Massey Utility Sales Company	8,WV,5	LTC	12,607.2		\$0.000		\$0.000			
9	MC Mining LLC	8,KY,195	LTC	23,175.6		\$0.000		\$0.000			

MONTHLY REPORT OF COST AND QUALITY OF COAL FOR ELECTRIC PLANTS ORIGIN, TONNAGE, DELIVERED PRICE AND AS RECEIVED QUALITY

**SPECIFIED  
CONFIDENTIAL**

Report For: 2/2010  
 Reporting Company: Florida Power Corporation  
 Plant Name: IMT (Intl Marine Terminal)

NAME, TITLE, TELEPHONE NUMBER OF CONTACT PERSON CONCERNING DATA  
 SUBMITTED ON THIS FORM: Kelly Jo Irons, Associate Business Financial Analyst, (919) 546-5028  
 Signature of Official Submitting Report \_\_\_\_\_

Jon Putnam - Senior Business Financial Analyst


DATE COMPLETED 3/12/2010

Line No.	Supplier Name	Mine Location	Purchase Type	Tons	F.O.B Mine Price (\$/Ton)	Short Haul & Loading Charges (\$/Ton)	Original Invoice Price (\$/Ton)	Retro-active Price Inc(Dec) (\$/Ton)	Base Price (\$/Ton)	Quality Adjust-ments (\$/Ton)	Effective Purchase Price (\$/Ton)
(a)	(b)	(c)	(d)	(e)	(f)	(g)	(h)	(i)	(j)	(k)	(l)
1	Coalsales LLC	10,IL,157	LTC	26,146.5		\$0.000		\$0.000			
2	Coalsales LLC	10,IL,165	LTC	10,650.0		\$0.000		\$0.000			
3	Coalsales LLC	10,IL,157	LTC	17,151.9		\$0.000		\$0.000			
4	Massey Utility Sales Company	8,WV,39	LTC	28,636.1		\$0.000		\$0.000			
5	Oak Hill Corporation	N/A	LTC	21,846.2		\$0.000		\$0.000			
6	Riverview Mining LLC	9,KY,225	LTC	26,726.5		\$0.000		\$0.000			
7	Sempra Energy Trading	N/A	LTC	3,712.5		\$0.000		\$0.000			

MONTHLY REPORT OF COST AND QUALITY OF COAL FOR ELECTRIC PLANTS ORIGIN, TONNAGE, DELIVERED PRICE AND AS RECEIVED QUALITY

**SPECIFIED  
CONFIDENTIAL**

Report For: 2/2010  
 Reporting Company: Florida Power Corporation  
 Plant Name: US United Bulk Terminal

NAME, TITLE, TELEPHONE NUMBER OF CONTACT PERSON CONCERNING DATA  
 SUBMITTED ON THIS FORM: Kelly Jo Irons, Associate Business Financial Analyst, (919) 546-5028  
 Signature of Official Submitting Report 

Jon Putnam - Senior Business Financial Analyst

DATE COMPLETED 3/12/2010

Line No.	Supplier Name	Mine Location	Purchase Type	Tons	F.O.B Mine Price (\$/Ton)	Short Haul & Loading Charges (\$/Ton)	Original Invoice Price (\$/Ton)	Retro-active Price Inc(Dec) (\$/Ton)	Base Price (\$/Ton)	Quality Adjust-ments (\$/Ton)	Effective Purchase Price (\$/Ton)
(a)	(b)	(c)	(d)	(e)	(f)	(g)	(h)	(i)	(j)	(k)	(l)
1	Constellation Energy Commodities Group Inc.	N/A	LTC	46,641.2		\$0.000		\$0.000			
2	Keystone Industries LLC	8,WV,39	MTC	8,398.5		\$0.000		\$0.000			
3	Massey Utility Sales Company	8,WV,39	LTC	16,608.5		\$0.000		\$0.000			
4	Riverview Mining LLC	9,KY,225	LTC	56,232.9		\$0.000		\$0.000			





