



John T. Butler
 Managing Attorney
 Florida Power & Light Company
 700 Universe Boulevard
 Juno Beach, FL 33408-0420
 (561) 304-5639
 (561) 691-7135 (Facsimile)

April 23, 2010

VIA HAND DELIVERY

Ms. Ann Cole, Director
 Division of the Commission Clerk and
 Administrative Services
 Florida Public Service Commission
 Betty Easley Conference Center, Room 110
 2540 Shumard Oak Boulevard
 Tallahassee, Florida 32399-0850

RECEIVED-FPSC
 10 APR 23 PM 12:30
 COMMISSION
 CLERK

Re: Docket No. 100001-EI – Monthly Fuel Filings

Dear Ms. Cole:

Enclosed herewith for filing are an original and seven (7) copies of the following monthly fuel reports for FPL:


- (a) FPSC Forms 423-1, 423-1(a), and 423-1(b) for Florida Power & Light Company for the month of February 2010;
- (b) FPSC Forms 423-2, 423-2(a), and 423-2(b) for St. Johns River Power Park (SJRPP) for the month of February 2010; and
- (c) FPSC Forms 423-2, 423-2(a), and 423-2(b) for Plant Scherer for the month of January 2010.

FPL's Request for Confidential Classification of the information removed FPL's FPSC Form 423-1(a) and SJRPP FPSC Forms 423-2, 423-2(a), and 423-2(b) is being filed under separate cover. Should you have any questions regarding this filing, please contact me.

COM _____
 APA 2 _____
 ECR (1) _____
 GCL _____
 RAD _____
 SSC _____
 ADM _____
 OPC _____
 CLK _____

Thank you for your attention to this matter, I remain,

Sincerely,



John T. Butler

JTB/jsb

Enclosures

cc: Service List

Doc/423 Fuel Filing/February 2010

DOCUMENT NUMBER-DATE

3223 APR 23 0

FPSC-COMMISSION CLERK

MONTHLY REPORT OF COST AND QUALITY OF FUEL OIL FOR ELECTRIC PLANTS
ORIGIN, VOLUME, DELIVERED PRICE AND AS RECEIVED QUANTITY

1. REPORTING MONTH: FEB YEAR: 2010

2. REPORTING COMPANY: FLORIDA POWER & LIGHT COMPANY

3. NAME, TITLE .TELEPHONE NUMBER OF CONTACT PERSON CONCERNING DATA
SUBMITTED ON THIS FORM: KORY DUBIN, REGULATORY AFFAIRS, (305) 552-4910.

4. SIGNATURE OF OFFICIAL SUBMITTING REPORT:  _____

5. DATE COMPLETED: 04/08/2010

LINE NO	PLANT	SUPPLIER	SHIPPING POINT	PURCHASE TYPE	DELIVERY LOCATION	DELIVERY DATE	TYPE OIL	SULFUR (%)	BTU CONTENT (BTU / GAL)	VOLUME (BBLs)	PRICE (\$/BBL)
1	PT. EVERGLADES	CONOCO	MARRERO	S	PORT EVERGLADES	02/04/2010	F06	1.00	151690	108186	72.9100
2	FT. MYERS	APEC	NA-TRUCK DELIVERY			02/18/2010	F03	N/A	N/A	18697	89.6500
3	PT. EVERGLADES	TPSI	PORT EVERGLADES LO	S	FORT LAUDERDALE	02/23/2010	F03	N/A	N/A	575	92.5800
4	TURKEY POINT	AMERIGAS	NA-TRUCK DELIVERY	STC		02/19/2010	PRO	N/A	N/A	5	73.0800
5	MANATEE	SUBURBAN	NA-TRUCK DELIVERY	STC		02/17/2010	PRO	N/A	N/A	3	84.5900

MONTHLY REPORT OF COST AND QUALITY OF FUEL OIL FOR ELECTRIC PLANTS

DETAIL OF INVOICE AND TRANSPORTATION CHARGES

FPSC FORM NO. 423-1 (a)

1. REPORTING MONTH: FEB YEAR: 2010

2. REPORTING COMPANY: FLORIDA POWER LIGHT COMPANY

3. NAME, TITLE TELEPHONE NUMBER OF CONTACT PERSON CONCERNING DATA
SUBMITTED ON THIS FORM: KORY DUBIN, REGULATORY AFFAIRS, (305) 552-4910.

4. SIGNATURE OF OFFICIAL SUBMITTING REPORT: *Kory Dubin*

5. DATE COMPLETED: 04/08/2010

EDITED COPY

(A)	(B)	(C)	(D)	(E)	(F)	(G)	(H)	(I)	(J)	(K)	(L)	(M)	(N)	(O)	(P)	(Q)	(R)
LINE NO.	PLANT	SUPPLIER	DELIVERY LOCATION	DELIVERY DATE	TYPE OIL	VOLUME (BBL)	INVOICE PRICE (\$/BBL)	INVOICE AMOUNT (\$)	DISCOUNT (\$)	NET AMOUNT (\$)	NET PRICE (\$/BBL)	QUALITY ADJUST. (\$/BBL)	EFFECTIVE PUR PRICE (\$/BBL)	TRANSP TO TERM (\$/BBL)	ADDITIONAL TRANS CHGS (\$/BBL)	OTHER CHGS (\$/BBL)	DELIVERED PRICE (\$/BBL)
1	PPE	CONOCO	PORT EVERGLADES	02/04/2010	F06	108186								0.0000			73.1542
2	PFM	APEC		02/18/2010	F03	18697								0.0000			89.6500
3	PFL	TPSI	FORT LAUDERDALE	02/23/2010	F03	575								0.0000			92.5800
4	PTF	AMERIGAS		02/19/2010	PRO	5	73.0800	365	0	365	73.0800	0.0000	73.0800	0.0000	0.0000	0.0000	73.0800
5	PMT	SUBURBAN		02/17/2010	PRO	3	84.5900	254	0	254	84.5900	0.0000	84.5900	0.0000	0.0000	0.0000	84.5900

FPSC FORM NO. 423-1(b)

MONTHLY REPORT OF COST AND QUALITY OF FUEL OIL FOR ELECTRIC PLANTS
REPORT OF ADJUSTMENTS TO PREVIOUS OIL DELIVERIES

1. REPORTING MONTH: FEBRUARY 2010

3. NAME, TITLE, & TELEPHONE NUMBER OF CONTACT PERSON CONCERNING DATA
SUBMITTED ON THIS FORM: KORY DUBIN, REGULATORY AFFAIRS,

2. REPORTING COMPANY: FLORIDA POWER & LIGHT COMPANY

4. SIGNATURE OF OFFICIAL SUBMITTING REPORT: 

5. DATE COMPLETED: 4/7/2010

LINE NO. (A)	MONTH REPORTED (B)	FORM PLANT NAME (C)	SUPPLIER (D)	ORIGINAL LINE NUMBER (E)	OLD VOLUME (BBLs) (F)	FORM NO. (G)	COLUMN DESIGNATOR & TITLE (H)	OLD VALUE (I)	NEW VALUE (J)	NEW DELIVERED PRICE (\$/BBL) (K)	REASON FOR REVISION (L)
1	NONE										


**MONTHLY REPORT OF COST AND QUALITY OF COAL FOR ELECTRIC PLANTS
ORIGIN, TONNAGE, DELIVERED PRICE AND AS RECEIVED QUALITY**

1. Report For Month/Yr: **February 2010**

4. Name, Title & Telephone Number of Contact
Person Concerning Data Submitted on this Form: **Terry Keith (305-552-4334)**

2. Reporting Company: **Florida Power & Light**

5. Signature of Official Submitting Report:



3. Plant Name: **St. Johns River Power Park (SJRPP)**

6. Date Completed:

March 15, 2010

Line No.	Supplier Name	Mine Location	Purchase Type	Transportation Mode	Tons	Effective Purchase Price (\$/Ton)	Total Trans Cost (\$/Ton)	FOB Plant Price (\$/Ton)	As Received Coal Quality			
									Sulfur Content (%)	Btu Content (%)	Ash Content (%)	Moisture Content (%)
(a)	(b)	(c)	(d)	(e)	(f)	(g)	(h)	(i)	(j)	(k)	(l)	(m)
1	CONSOL Energy Sales Compan	08,KY,025	LTC	UR	2,168			142.51	1.73	11,985	11.39	7.79
2	Coal Marketing Company	45,IM,999	LTC	OC	45,116			57.86	0.57	11,084	8.25	13.86
3	Foundation Coal Corp. / Emeral	02,PA,059	S	UR	4,472			144.42	1.85	13,021	8.07	6.55
4	Patriot Coal Sales	08,WV,005	LTC	UR	4,101			135.67	0.79	11,610	13.46	7.02

EDITED COPY

**MONTHLY REPORT OF COST AND QUALITY OF COAL FOR ELECTRIC PLANTS
DETAIL OF INVOICE PURCHASE PRICE**

1. Report For Month/Yr: **February 2010**

4. Name, Title & Telephone Number of Contact
Person Concerning Data Submitted on this Form: **Terry Keith (305-552-4334)**

2. Reporting Company: **Florida Power & Light**

5. Signature of Official Submitting Report:

3. Plant Name: **St. Johns River Power Park (SJRPP)**

6. Date Completed: **March 15, 2010**

Line No.	Supplier Name	Mine Location	Purchase Type	Tons	FOB Mine Price (\$/Ton)	Short Haul & Loading Charge	Original Invoice Price (\$/Ton)	Retro-active Price Increases (\$/Ton)	Base Price (\$/Ton)	Quality Adjustments (\$/Ton)	Effective Purchase Price (\$/Ton)
(a)	(b)	(c)	(d)	(e)	(f)	(g)	(h)	(i)	(j)	(k)	(l)
1	CONSOL Energy Sales Company	08,KY,025	LTC	2,168		0.00		0.00		0.00	
2	Coal Marketing Company	45,IM,999	LTC	45,116		0.00		0.00		0.00	
3	Foundation Coal Corp. / Emerald	02,PA,059	S	4,472		0.00		0.00		0.00	
4	Patriot Coal Sales	08,WV,005	LTC	4,101		0.00		0.00		0.00	
5	Smurfit-Stone Container Corporatio	„	S	-191		0.00		0.00		0.00	

EDITED COPY

**MONTHLY REPORT OF COST AND QUALITY OF COAL FOR ELECTRIC PLANTS
DETAIL OF TRANSPORTATION CHARGES**


1. Report For Month/Yr: **February 2010**

4. Name, Title & Telephone Number of Contact

Person Concerning Data Submitted on this Form: **Terry Keith (305-552-4334)**

2. Reporting Company: **Florida Power & Light**

5. Signature of Official Submitting Report:



3. Plant Name: **St. Johns River Power Park (SJRPP)**

6. Date Completed:

March 15, 2010

Line No.	Supplier Name	Mine Location	Shipping Point	Transportation Mode	Tons	Effective Purchase Price (\$/Ton)	Short Haul & Loading Charge (\$/Ton)	Rail Charges		Waterborne Charges				Total Transport Charges (\$/Ton)	FOB Plant Price (\$/Ton)	
								Rail Rate (\$/Ton)	Other Rail Charges (\$/Ton)	River Barge Rate (\$/Ton)	Trans-loading Rate (\$/Ton)	Ocean Barge Rate (\$/Ton)	Other Water Charges (\$/Ton)			Related Charges (\$/Ton)
(a)	(b)	(c)	(d)	(e)	(f)	(g)	(h)	(i)	(j)	(k)	(l)	(m)	(n)	(o)	(p)	(q)
1	CONSOL Energy Sales Comp	08,KY,025	JONES FORK	UR	2,168		0.00	0.00	0.00	0.00	0.00	0.00	0.00	0.00		142.51
2	Coal Marketing Company	45,IM,999	EL CERREJON	OC	45,116		0.00	0.00	0.00	0.00	0.00	0.00	0.00	0.00		57.86
3	Foundation Coal Corp. / Emer	02,PA,059	EMERALD MINE	UR	4,472		0.00	0.00	0.00	0.00	0.00	0.00	0.00	0.00		144.42
4	Patriot Coal Sales	08,WV,005	HOBET 21	UR	4,101		0.00	0.00	0.00	0.00	0.00	0.00	0.00	0.00		135.67
5	Smurfit-Stone Container Corp	„	FERNANDINA PL		-191		0.00	0.00	0.00	0.00	0.00	0.00	0.00	0.00		135.20

EDITED COPY

**MONTHLY REPORT OF COST AND QUALITY OF COAL FOR ELECTRIC PLANTS
ORIGIN, TONNAGE, DELIVERED PRICE, AND AS RECEIVED QUALITY**

1. Reporting Month: **January** Year: **2010**
 2. Reporting Company: **FLORIDA POWER & LIGHT COMPANY**
 3. Plant Name: **R.W.SCHERER**

4. Name, Title & Telephone Number of Contact Person Concerning Data
 Submitted on this Form: Terry Keith
 (305) 552-4334
 5. Signature of Official Submitting Report:
 6. Date Completed: **31-Mar-10**



<u>Line No.</u> (a)	<u>Supplier Name</u> (b)	<u>Mine Location</u> (c)	<u>Purchase Type</u> (d)	<u>Transport Mode</u> (e)	<u>Tons</u> (f)	<u>Purchase Price (\$/Ton)</u> (g)	<u>Effective Transport Charges (\$/Ton)</u> (h)	<u>Total FOB Plant Price (\$/Ton)</u> (i)	<u>Sulfur Content (%)</u> (j)	<u>Btu Content (Btu/lb)</u> (k)	<u>Ash Content (%)</u> (l)	<u>Moisture Content (%)</u> (m)
(1)	BUCKSKIN MINING CO	19/WY/5	S	UR	8,377.71	11.618	25.25	36.868	0.27	8,444	4.57	29.48
(2)	KENNECOTT COAL SALES	19/WY/5	S	UR	54,347.70	11.017	25.21	36.227	0.29	8,832	5.44	25.76
(3)	COAL SALES, LLC	19/WY/5	S	UR	6,748.28	14.424	25.01	39.434	0.20	8,671	4.54	27.83
(4)	BUCKSKIN MINING CO	19/WY/5	S	UR	22,520.10	10.769	25.10	35.869	0.27	8,494	4.57	29.26
(5)	COAL SALES, LLC	19/WY/5	S	UR	15,380.35	9.927	25.08	35.007	0.20	8,581	4.95	27.77
(6)	COAL SALES, LLC	19/WY/5	S	UR	10,312.37	8.758	25.03	33.788	0.19	8,673	4.34	27.91
(7)	COAL SALES, LLC	19/WY/5	S	UR	36,193.59	11.711	25.27	36.981	0.21	8,666	4.41	27.85
(8)	KENNECOTT COAL SALES	19/WY/5	S	UR	16,629.14	12.145	25.37	37.515	0.33	8,465	5.06	29.41
(9)	BUCKSKIN MINING CO	19/WY/5	S	UR	19,641.19	11.291	25.21	36.501	0.27	8,440	4.70	29.55

**MONTHLY REPORT OF COST AND QUALITY OF COAL FOR ELECTRIC PLANTS
DETAILED PURCHASED COAL INVOICE INFORMATION**

1. Reporting Month: **January** Year: **2010**
 2. Reporting Company: **FLORIDA POWER & LIGHT COMPANY**
 3. Plant Name: **R.W.SCHERER**

4. Name, Title & Telephone Number of Contact Person Concerning Data
 Submitted on this Form: Terry Keith
 (305) 552-4334
 5. Signature of Official Submitting Report: *Denneth Bankway*
 6. Date Completed: **31-Mar-10**

<u>Line No.</u> (a)	<u>Supplier Name</u> (b)	<u>Mine Location</u> (c)	<u>Purch. Type</u> (d)	<u>Tons</u> (e)	<u>FOB Mine Price (\$/Ton)</u> (f)	<u>Shorthaul & Loading Charges (\$/Ton)</u> (g)	<u>Original Invoice Price (\$/Ton)</u> (h)	<u>Retroactive Price Increase (\$/Ton)</u> (i)	<u>Base Price (\$/Ton)</u> (j)	<u>Quality Adjustments (\$/Ton)</u> (k)	<u>Effective Purchase Price (\$/Ton)</u> (l)
(1)	BUCKSKIN MINING CO	19/WY/5	S	8,377.71	11.503	-	11.503	-	11.503	0.115	11.618
(2)	KENNECOTT COAL SALES	19/WY/5	S	54,347.70	10.968	-	10.968	-	10.968	0.049	11.017
(3)	COAL SALES, LLC	19/WY/5	S	6,748.28	14.893	-	14.893	-	14.893	(0.469)	14.424
(4)	BUCKSKIN MINING CO	19/WY/5	S	22,520.10	10.700	-	10.700	-	10.700	0.069	10.769
(5)	COAL SALES, LLC	19/WY/5	S	15,360.35	9.903	-	9.903	-	9.903	0.024	9.927
(6)	COAL SALES, LLC	19/WY/5	S	10,312.37	8.677	-	8.677	-	8.677	0.081	8.758
(7)	COAL SALES, LLC	19/WY/5	S	36,193.59	11.727	-	11.727	-	11.727	(0.016)	11.711
(8)	KENNECOTT COAL SALES	19/WY/5	S	16,629.14	12.145	-	12.145	-	12.145	0.000	12.145
(9)	BUCKSKIN MINING CO	19/WY/5	S	19,641.19	11.235	-	11.235	-	11.235	0.056	11.291

**MONTHLY REPORT OF COST AND QUALITY OF COAL FOR ELECTRIC PLANTS
DETAILED TRANSPORTATION INVOICE INFORMATION**

1. Reporting Month: **January** Year: **2010**
 2. Reporting Company: **FLORIDA POWER & LIGHT COMPANY**
 3. Plant Name: **R.W.SCHERER**

4. Name, Title & Telephone Number of Contact Person Concerning Data
 Submitted on this Form: Terry Keith
 (305) 552-4334

5. Signature of Official Submitting Report: *Kenneth Brinkley*
 6. Date Completed: **31-Mar-10**

Line No. (a)	Supplier Name (b)	Mine Location (c)	Shipping Point (d)	Transport Mode (e)	Tons (f)	Effective Purchase Price (\$/Ton) (g)	Additional Shorthaul & Loading Charges (\$/Ton) (h)	Rail Charges		Waterborne Charges				Total Transportation Charges (\$/Ton) (p)	FOB Plant Price (\$/Ton) (q)	
								Rail Rate (\$/Ton) (i)	Other Rail Charges (\$/Ton) (j)	River Barge Rate (\$/Ton) (k)	Trans-loading Rate (\$/Ton) (l)	Ocean Barge Rate (\$/Ton) (m)	Other Water Charges (\$/Ton) (n)			Other Related Charges (\$/Ton) (o)
(1)	BUCKSKIN MINING CO	19/WY/5	BUCKSKIN JCT, WY	UR	8,377.71	11.618	-	25.25	-	-	-	-	-	-	25.25	36.868
(2)	KENNECOTT COAL SALES	19/WY/5	CONVERSE JCT, WY	UR	54,347.70	11.017	-	25.21	-	-	-	-	-	-	25.21	36.227
(3)	COAL SALES, LLC	19/WY/5	NACCO JCT, WY	UR	6,748.28	14.424	-	25.01	-	-	-	-	-	-	25.01	39.434
(4)	BUCKSKIN MINING CO	19/WY/5	BUCKSKIN JCT, WY	UR	22,520.10	10.769	-	25.10	-	-	-	-	-	-	25.10	35.869
(5)	COAL SALES, LLC	19/WY/5	NACCO JCT, WY	UR	15,360.35	9.927	-	25.08	-	-	-	-	-	-	25.08	35.007
(6)	COAL SALES, LLC	19/WY/5	NACCO JCT, WY	UR	10,312.37	8.758	-	25.03	-	-	-	-	-	-	25.03	33.788
(7)	COAL SALES, LLC	19/WY/5	NACCO JCT, WY	UR	36,193.59	11.711	-	25.27	-	-	-	-	-	-	25.27	36.981
(8)	KENNECOTT COAL SALES	19/WY/5	CORDERO JCT, WY	UR	16,629.14	12.145	-	25.37	-	-	-	-	-	-	25.37	37.515
(9)	BUCKSKIN MINING CO	19/WY/5	BUCKSKIN JCT, WY	UR	19,641.19	11.291	-	25.21	-	-	-	-	-	-	25.21	36.501

CERTIFICATE OF SERVICE


Docket No. 100001-EI

I, THE UNDERSIGNED COUNSEL, HEREBY CERTIFY that copies of Florida Power & Light Company's forms 423-1, 423-1(a), and 423-1(b) for the month of February 2010, copies of St. Johns River Power Park edited forms 423-2, 423-2(a), and 423-2(b) for the month of February 2010; and copies of Plant Scherer forms 423-2, 423-2(a), and 423-2(b) for the month of January 2010 have been served via first class mail, postage prepaid to the parties listed below this 23rd day of April, 2010.

<p>Lisa Bennett, Esq. Division of Legal Services Florida Public Service Commission 2540 Shumard Oak Blvd Tallahassee, Florida 32399-0850 Lbennett@psc.state.fl.us</p>	<p>J. R. Kelly, Esq. Patricia Christensen, Esq. Charles Beck, Esq. Office of Public Counsel c/o The Florida Legislature 111 West Madison Street, Room 812 Tallahassee, Florida 32399 Kelly.jr@leg.state.fl.us Christensen.patty@leg.state.fl.us beck.charles@leg.state.fl.us</p>
<p>Lee L. Willis, Esq. James D. Beasley, Esq Ausley & McMullen Attorneys for Tampa Electric P.O. Box 391 Tallahassee, Florida 32302 jbeasley@ausley.com lwillis@ausley.com</p>	<p>John T. Burnett, Esq. Progress Energy Service Company, LLC P.O. Box 14042 St. Petersburg, Florida 33733-4042 john.burnett@pgnmail.com</p>
<p>John W. McWhirter, Jr., Esq McWhirter & Davidson, P.A. Attorneys for FIPUG P.O. Box 3350 Tampa, Florida 33602 jmcwhirter@mac-law.com</p>	<p>Beth Keating, Esq. Akerman, Senterfitt Attorneys for FPUC 106 East College Avenue Suite 1200 Tallahassee, Florida 32301 Beth.keating@akerman.com</p>
<p>Jeffrey A. Stone, Esq. Russell A. Badders, Esq. Beggs & Lane Attorneys for Gulf Power P.O. Box 12950 Pensacola, Florida 32576-2950 jas@beggslane.com rab@beggslane.com</p>	<p>James W. Brew, Esq Attorney for White Springs Brickfield, Burchette, Ritts & Stone, The P.C 1025 Thomas Jefferson Street, NW Eighth Floor, West Tower Washington, DC 2007-5201 jbrew@bbrslaw.com</p>

<p>Robert Scheffel Wright, Esq Jay T. LaVia, III, Esq Young van Assenderp, P.A Attorneys for Florida Retail Federation 225 South Adams Street, Suite 200 Tallahassee, FL 32301 swright@yvlaw.net jlavia@yvlaw.net</p>	<p>Jon C. Moyle and Vicki Kaufman Keefe, Anchors Gordon & Moyle, P.A. 118 N. Gadsden St. Tallahassee, FL 32301 Co-Counsel for FIPUG vkaufman@kagmlaw.com jmoyle@kagmlaw.com</p>
<p>Cecilia Bradley Senior Assistant Attorney General Office of the Attorney General The Capitol - PL01 Tallahassee, FL 32399-1050 cecilia.bradley@myfloridalegal.com</p>	<p>Michael Barrett Division of Legal Services Florida Public Service Commission 2540 Shumard Oak Blvd Tallahassee, Florida 32399-0850 Mbarrett@psc.state.fl.us</p>
<p>Captain Shayla L. McNeill Attorney for the FEA AFLOA/JACL-ULFSC 139 Barnes Drive, Suite 1 Tyndall AFB, FL 32403-5319 Shayla.mcneill@tyndall.af.mil</p>	

By:



John T. Butler
Fla. Bar No. 283479