

REDACTED

**PROGRESS ENERGY FLORIDA
In re: Nuclear Cost Recovery Clause
Docket 100009-EI
Third Request for Confidential Classification**

Exhibit B

**BATES NOS.
10NC-OPCROG2-32-000001
through
10NC-OPCROG2-32-000002**

ARE REDACTED IN THEIR ENTIRETY

COM ___
APA ___
ECR 1
GCL ___
RAD ___
SSC ___
ADM ___
OPC ___
CLK ___

DOCUMENT NUMBER-DATE
03255 APR 23 09
FPSC-COMMISSION DETERMINATION

PROGRESS ENERGY FLORIDA
In re: Nuclear Cost Recovery Clause
Docket 100009-EI
Third Request for Confidential Classification

Exhibit B

BATES NOS.
10NC-OPCROG2-28-000024
through
10NC-OPCROG2-28-000028

ARE REDACTED IN THEIR ENTIRETY

**PROGRESS ENERGY FLORIDA
In re: Nuclear Cost Recovery Clause
Docket 100009-EI
Third Request for Confidential Classification**

Exhibit B

DOCUMENT NUMBER-DATE

03255 APR 23 9

FPSC-COMMISSION CLERK

**SCHEDULE APPENDIX
REDACTED**

EXHIBIT (WG-2)

**PROGRESS ENERGY FLORIDA, INC.
CRYSTAL RIVER UNIT 3 UPRATE
COMMISSION SCHEDULES (T-1 Through T-7B)**

**JANUARY 2009 - DECEMBER 2009
True-up
DOCKET NO. 100009-EI**

DOCUMENT NUMBER-DATE

13255 APR 23 0

FPSC-COMMISSION CLERK

Table of Contents
Crystal River Unit 3 Uprate
True-Up Filing: Nuclear Filing Requirements
January 2009 - December 2009

<u>Page(s)</u>	<u>Schedule</u>	<u>Description</u>	<u>Sponsor</u>
3-4	T-1	Summary of Jurisdictional Recovery Amounts	W. Garrett
5-6	T-2.1	Site Selection Costs	W. Garrett
7-8	T-2.2	Preconstruction Costs	W. Garrett
9-10	T-2.3	Construction Carrying Costs	W. Garrett
11-16	T-3A	Deferred Tax Carrying Costs	W. Garrett
17-22	T-3B	Construction Period Interest	W. Garrett
23	T-4	CCRC Recoverable O&M Monthly Expenditures	W. Garrett/J. Franke
24	T-4A	CCRC Recoverable O&M Variance Explanations	J. Franke
25	T-5	Other O&M Monthly Expenditures	W. Garrett
26-31	T-6	Capital Monthly Expenditures	W. Garrett/J. Franke
32-34	T-6A	Capital Monthly Expenditure Descriptions	J. Franke
35-37	T-6B	Capital Expenditure Variance Explanations	J. Franke
38	T-7	Contracts Executed (in excess of \$1 million)	J. Franke
39-56	T-7A	Contracts Executed Detail (in excess of \$1 million)	J. Franke
57-58	T-7B	Contracts Executed (in excess of \$250,000)	J. Franke
59	Appendix A	2006 - 2009 Retail Revenue Requirements	W. Garrett
60	Appendix B	2006 - 2009 Capital Expenditures	W. Garrett/J. Franke
61	Appendix C	Inservice Project Revenue Requirements	W. Garrett

REDACTED

**CRYSTAL RIVER UNIT 3 UPRATE
Site Selection, Preconstruction Costs, and Carrying Costs on Construction Cost Balance
Final True-up Filing: Summary of Jurisdictional Recovery Amounts**

Schedule T-1

EXPLANATION: Provide summary calculation of the monthly Final True-up Amount for each cost category: 1. Site Selection, 2. Preconstruction, and 3. Construction. [25-6.0423(5)(c)1.a., F.A.C.]
In the event that no costs were approved for recovery and no costs are being requested, state so. For each category with costs, list and describe [25-6.0423 (8)(d), F.A.C.]
the components and levels, identify supporting schedule and line. Include in the final true-up calculation applicable Commission approved
projection and estimated true-up amounts for the reported year and identify such orders.

COMPANY:

Progress Energy - FL

DOCKET NO.:

100009-EI

For Year Ended 12/31/2009

Line No.	(A) Actual January	(B) Actual February	(C) Actual March	(D) Actual April	(E) Actual May	(F) Actual June	(G) 6 Month Total
Jurisdictional Dollars							
1. Final Site Selection Costs for the Period [25-6.0423(2)(f), F.A.C.]							
a. Additions (Schedule T-2.1, line 1)	\$0	\$0	\$0	\$0	\$0	\$0	\$0
b. Carrying Costs on Additions (Schedule T-2.1, line 7)	0	0	0	0	0	0	0
c. Carrying Costs on Deferred Tax Asset (Schedule T-3A.1, line 12)	0	0	0	0	0	0	0
d. Allocated or Assigned O&M Amounts	0	0	0	0	0	0	0
e. Total Site Selection Amount (Lines 1.a through 1.d)	\$0	\$0	\$0	\$0	\$0	\$0	\$0
2. Final Preconstruction Costs for the Period [25-6.0423(2)(g), F.A.C.]							
a. Additions (Schedule T-2.2, line 1)	\$0	\$0	\$0	\$0	\$0	\$0	\$0
b. Carrying Costs on Additions (Schedule T-2.2, line 7)	0	0	0	0	0	0	0
c. Carrying Costs on Deferred Tax Asset (Schedule T-3A.2, line 12)	0	0	0	0	0	0	0
d. Allocated or Assigned O&M Amounts	0	0	0	0	0	0	0
e. Total Preconstruction Amount (Lines 2.a through 2.d)	\$0	\$0	\$0	\$0	\$0	\$0	\$0
3. Final Construction Costs for the Period [25-6.0423(2)(i), F.A.C.]							
Avg. Net Additions Balance (Schedule T-2.3, line 8)	\$83,344,348	\$92,370,920	\$95,253,924	\$98,751,799	\$101,909,120	\$105,775,495	
a. Carrying Costs on Additions (Schedule T-2.3, line 10)	876,899	971,871	1,002,205	1,039,007	1,072,227	1,112,906	6,075,116
b. Carrying Costs on Deferred Tax Asset (Schedule T-3A.3, line 12)	9,249	11,227	13,259	15,381	17,610	19,944	86,669
c. Allocated or Assigned O&M Amounts	0	0	0	0	0	0	0
d. Total Construction Amount (Lines 3.a through 3.c)	\$886,148	\$983,098	\$1,015,463	\$1,054,388	\$1,089,837	\$1,132,850	\$6,161,785
4. Allocated or Assigned O&M Amounts (Schedule T-4, line 43)	\$5,808	\$23,416	\$26,875	\$20,661	\$55,892	\$35,120	\$167,773
5. Other Adjustments (Note 1)	(\$9,974)	\$0	\$0	\$0	\$2,649	\$6,272	(\$1,053)
6. Total Final Period Amount (Lines 1.e + 2.e + 3.d + 4 + 5)	\$881,983	\$1,006,515	\$1,042,338	\$1,075,050	\$1,148,378	\$1,174,242	\$6,328,506
7. Projected Amount for the Period (Order No. PSC 08-0749-FOF-EI)	\$897,838	\$977,632	\$1,032,301	\$1,077,532	\$1,139,997	\$1,198,698	\$6,323,998
8. Estimated / Actual True-up Amount for the Period (Order No. PSC 09-0783-FOF-EI)	\$867,449	\$983,830	\$1,021,336	\$1,055,992	\$1,130,365	\$1,157,465	\$6,216,437
9. Final True-up Amount for the Period (Line 6 - line 8)	\$14,534	\$22,685	\$21,002	\$19,058	\$18,013	\$16,777	\$112,069

Note 1: The amounts represent the revenue requirements associated with various inservice projects for the Uprate as presented in Appendix C.

REDACTED

**CRYSTAL RIVER UNIT 3 UPRATE
Site Selection, Preconstruction Costs, and Carrying Costs on Construction Cost Balance
Final True-up Filing: Summary of Jurisdictional Recovery Amounts**

Schedule T-1

EXPLANATION: Provide summary calculation of the monthly Final True-up Amount for each cost category: 1. Site Selection, 2. Preconstruction, and 3. Construction. In the event that no costs were approved for recovery and no costs are being requested, state so. For each category with costs, list and describe the components and levels, identify supporting schedule and line. Include in the final true-up calculation applicable Commission approved projection and estimated true-up amounts for the reported year and identify such orders.

[25-6.0423(5)(c)1.a.,F.A..C.]
[25-6.0423 (8)(d),F.A..C.]

COMPANY:
Progress Energy - FL
DOCKET NO.:
100009-EI

For Year Ended 12/31/2009

Line No.	(H) Actual July	(I) Actual August	(J) Actual September	(K) Actual October	(L) Actual November	(M) Actual December	(N) 12 Month Total
Jurisdictional Dollars							
1. Final Site Selection Costs for the Period [25-6.0423(2)(f),F.A..C.]							
a. Additions (Schedule T-2.1, line 1)	\$0	\$0	\$0	\$0	\$0	\$0	\$0
b. Carrying Costs on Additions (Schedule T-2.1, line 7)	0	0	0	0	0	0	0
c. Carrying Costs on Deferred Tax Asset (Schedule T-3A.1, line 12)	0	0	0	0	0	0	0
d. Allocated or Assigned O&M Amounts	0	0	0	0	0	0	0
e. Total Site Selection Amount (Lines 1.a through 1.d)	\$0	\$0	\$0	\$0	\$0	\$0	\$0
2. Final Preconstruction Costs for the Period [25-6.0423(2)(g),F.A..C.]							
a. Additions (Schedule T-2.2, line 1)	\$0	\$0	\$0	\$0	\$0	\$0	\$0
b. Carrying Costs on Additions (Schedule T-2.2, line 7)	0	0	0	0	0	0	0
c. Carrying Costs on Deferred Tax Asset (Schedule T-3A.2, line 12)	0	0	0	0	0	0	0
d. Allocated or Assigned O&M Amounts	0	0	0	0	0	0	0
e. Total Preconstruction Amount (Lines 2.a through 2.d)	\$0	\$0	\$0	\$0	\$0	\$0	\$0
3. Final Construction Costs for the Period [25-6.0423(2)(i),F.A..C.]							
Avg. Net Additions Balance (Schedule T-2.3, line 8)	\$112,218,384	\$117,719,348	\$124,116,013	\$130,531,753	\$138,400,088	\$138,772,297	
a. Carrying Costs on Additions (Schedule T-2.3, line 10)	1,180,695	1,238,572	1,305,874	1,373,377	1,456,183	1,460,079	14,089,876
b. Carrying Costs on Deferred Tax Asset (Schedule T-3A.3, line 12)	22,384	24,920	27,555	30,353	33,366	36,470	261,719
c. Allocated or Assigned O&M Amounts	0	0	0	0	0	0	0
d. Total Construction Amount (Lines 3.a through 3.c)	\$1,203,078	\$1,263,493	\$1,333,430	\$1,403,730	\$1,489,529	\$1,496,549	\$14,351,595
4. Allocated or Assigned O&M Amounts (Schedule T-4, line 43)	\$42,411	\$23,534	\$35,067	\$82,037	\$19,002	\$392,703	\$762,529
5. Other Adjustments (Note 1)	\$7,470	\$28,519	\$51,776	\$52,416	\$53,094	\$203,795	396,018
6. Total Final Period Amount (Lines 1.e + 2.e + 3.d + 4 + 5)	\$1,252,960	\$1,315,546	\$1,420,272	\$1,538,184	\$1,561,626	\$2,093,047	\$15,510,142
7. Projected Amount for the Period (Order No. PSC 08-0749-FOF-EI)	\$1,264,150	\$1,341,289	\$1,419,516	\$1,519,375	\$1,624,601	\$1,731,765	\$15,224,694
8. Estimated / Actual True-up Amount for the Period (Order No. PSC 09-0783-FOF-EI)	\$1,224,315	\$1,299,307	\$1,370,613	\$1,487,142	\$1,626,680	\$2,530,412	\$15,754,906
9. Final True-up Amount for the Period (Line 6 - line 8)	\$28,645	\$16,239	\$49,659	\$51,042	(\$65,054)	(\$437,365)	(\$244,764)

Note 1: The amounts represent the revenue requirements associated with various inservice projects for the Uprate as presented in Appendix C.

REDACTED

CRYSTAL RIVER UNIT 3 UPRATE

Site Selection, Preconstruction Costs, and Carrying Costs on Construction Cost Balance

Schedule T-2.1

Final True-up Filing: Site Selection Category - Plant Additions, Expenditures and Associated Carrying Costs

EXPLANATION: Provide the calculation of the monthly under/over recovery of plant additions and applicable carrying charges for the Site Selection Category. This schedule is not required if no costs were approved for recovery and no costs are being requested. List and describe the components and levels, identify supporting schedule and line. Include in the under/over recovery calculation applicable Commission approved projection amounts for the reported year and identify such orders.

[25-6.0423(5)(c)1.a.,F.A..C.]
 [25-6.0423 (2)(f),F.A..C.]
 [25-6.0423 (5)(a),F.A..C.]
 [25-6.0423 (8)(d),F.A..C.]

COMPANY:
 Progress Energy - FL
DOCKET NO.:
 100009-EI

For Year Ended 12/31/2009

Line No.	Beginning Balance	(A) Actual January	(B) Actual February	(C) Actual March	(D) Actual April	(E) Actual May	(F) Actual June	(G) 6 Month Total
Jurisdictional Dollars								
1. Site Selection Plant Additions for the Period (Schedule T 6.1 Line 29)		\$0	\$0	\$0	\$0	\$0	\$0	\$0
2. Cumulative Under/(Over) Recovery (Cumulative Prior Months Line 10)		0	0	0	0	0	0	
3. Unamortized Plant Eligible for Return	\$0	0	0	0	0	0	0	0
4. Amortization of Plant Eligible for Return	0	0	0	0	0	0	0	0
5. Average Net Unamortized Plant Eligible for Return		0	0	0	0	0	0	
6. Return on Average Net Unamortized Plant Eligible for Return (a)								
a. Equity Component (b)		0	0	0	0	0	0	0
b. Equity Comp. grossed up for taxes (c)		0	0	0	0	0	0	0
c. Debt Component		0	0	0	0	0	0	0
7. Site Selection Carrying Cost on Plant Additions for the Period (Line 6b + 6c)		<u>\$0</u>	<u>\$0</u>	<u>\$0</u>	<u>\$0</u>	<u>\$0</u>	<u>\$0</u>	<u>\$0</u>
8. Site Selection Plant & Carrying Cost for the Period (Line 1 + 7)		<u>\$0</u>	<u>\$0</u>	<u>\$0</u>	<u>\$0</u>	<u>\$0</u>	<u>\$0</u>	<u>\$0</u>
9. Projected Site Selection Plant & Carrying Cost for the Period		\$0	\$0	\$0	\$0	\$0	\$0	\$0
10. Under/(Over) Recovery (Line 8 - Line 9)		<u>\$0</u>	<u>\$0</u>	<u>\$0</u>	<u>\$0</u>	<u>\$0</u>	<u>\$0</u>	<u>\$0</u>

Notes:

- (a) AFUDC actual monthly rate is calculated using the formula $M = [(1 + A/100)^{1/12} - 1] \times 100$; resulting in a monthly accrual rate of 0.005464 (Equity) and 0.001626 (Debt), which results in the annual rate of 6.848%.
- (b) The monthly Equity Component of 6.85% reflects an 11.75% return on equity.
- (c) Requirement for the payment of income taxes is calculated using a Federal Income Tax rate of 38.575%.

REDACTED

CRYSTAL RIVER UNIT 3 UPRATE

Site Selection, Preconstruction Costs, and Carrying Costs on Construction Cost Balance

Schedule T-2.1

Final True-up Filing: Site Selection Category - Plant Additions, Expenditures and Associated Carrying Costs

EXPLANATION: Provide the calculation of the monthly under/over recovery of plant additions and applicable carrying charges for the Site Selection Category. This schedule is not required if no costs were approved for recovery and no costs are being requested. List and describe the components and levels, identify supporting schedule and line. Include in the under/over recovery calculation applicable Commission approved projection amounts for the reported year and identify such orders.

[25-6.0423(5)(c)1.a.,F.A..C.]
 [25-6.0423 (2)(f),F.A..C.]
 [25-6.0423 (5)(a),F.A..C.]
 [25-6.0423 (8)(d),F.A..C.]

COMPANY:
 Progress Energy - FL
 DOCKET NO.:
 100009-EI

For Year Ended 12/31/2009

Line No.	(H)	(I)	(J)	(K)	(L)	(M)	(N)
	Actual July	Actual August	Actual September	Actual October	Actual November	Actual December	12 Month Total
Jurisdictional Dollars							
1. Site Selection Plant Additions for the Period (Schedule T 6.1 Line 29)	\$0	\$0	\$0	\$0	\$0	\$0	\$0
2. Cumulative Under/(Over) Recovery (Cumulative Prior Months Line 10)	0	0	0	0	0	0	
3. Unamortized Plant Eligible for Return	0	0	0	0	0	0	
4. Amortization of Plant Eligible for Return	0	0	0	0	0	0	0
5. Average Net Unamortized Plant Eligible for Return	0	0	0	0	0	0	
6. Return on Average Net Unamortized Plant Eligible for Return (a)							
a. Equity Component (b)	0	0	0	0	0	0	0
b. Equity Comp. grossed up for taxes (c)	0	0	0	0	0	0	0
c. Debt Component	0	0	0	0	0	0	0
7. Site Selection Carrying Cost on Plant Additions for the Period (Line 6b + 6c)	\$0	\$0	\$0	\$0	\$0	\$0	\$0
8. Site Selection Plant & Carrying Cost for the Period (Line 1 + 7)	\$0	\$0	\$0	\$0	\$0	\$0	\$0
9. Projected Site Selection Plant & Carrying Cost for the Period	\$0	\$0	\$0	\$0	\$0	\$0	\$0
10. Under/(Over) Recovery (Line 8 - Line 9)	\$0	\$0	\$0	\$0	\$0	\$0	\$0

Notes:

- (a) AFUDC actual monthly rate is calculated using the formula $M \approx [(1 + A/100)^{1/12} - 1] \times 100$; resulting in a monthly accrual rate of 0.005464 (Equity) and 0.001626 (Debt), which results in the annual rate of 8.848%.
- (b) The monthly Equity Component of 6.85% reflects an 11.75% return on equity.
- (c) Requirement for the payment of income taxes is calculated using a Federal Income Tax rate of 38.575%.

REDACTED

**CRYSTAL RIVER UNIT 3 UPRATE
Site Selection, Preconstruction Costs, and Carrying Costs on Construction Cost Balance
Final True-up Filing: Preconstruction Category: Plant Additions, Expenditures and Associated Carrying Costs**

Schedule T-2.2

EXPLANATION: Provide the calculation of the monthly under/over recovery of plant additions and applicable carrying charges for the Preconstruction Category. This schedule is not required if no costs were approved for recovery and no costs are being requested. List and describe the components and levels, identify supporting schedule and line. Include in the under/over recovery calculation applicable Commission approved projection amounts for the reported year and identify such orders.

[25-6.0423 (5)(c)1.a.,F.A.C.]
[25-6.0423 (2)(g),F.A.C.]
[25-6.0423 (5)(a),F.A.C.]
[25-6.0423 (8)(d),F.A.C.]

COMPANY: Progress Energy - FL
DOCKET NO.: 100009-EI

For Year Ended 12/31/2009

Line No.	Beginning Balance	(A) Actual January	(B) Actual February	(C) Actual March	(D) Actual April	(E) Actual May	(F) Actual June	(G) 6 Month Total
Jurisdictional Dollars								
1. Preconstruction Plant Additions for the Period (Schedule T 6.2 Line 29)		\$0	\$0	\$0	\$0	\$0	\$0	\$0
2. Cumulative Under/(Over) Recovery (Cumulative Prior Months Line 10)		0	0	0	0	0	0	0
3. Unamortized Plant Eligible for Return	\$0	0	0	0	0	0	0	0
4. Amortization of Plant Eligible for Return	0	0	0	0	0	0	0	0
5. Average Net Unamortized Plant Eligible for Return		0	0	0	0	0	0	0
6. Return on Average Net Unamortized Plant Eligible for Return (a)								
a. Equity Component (b)		0	0	0	0	0	0	0
b. Equity Comp. grossed up for taxes (c)		0	0	0	0	0	0	0
c. Debt Component		0	0	0	0	0	0	0
7. Preconstruction Carrying Cost on Plant Additions for the Period (Line 6b + 6c)		\$0	\$0	\$0	\$0	\$0	\$0	\$0
8. Preconstruction Plant & Carrying Cost for the Period (Line 1 + 7)		\$0	\$0	\$0	\$0	\$0	\$0	\$0
9. Projected Preconstruction Plant & Carrying Cost for the Period (Order No. PSC 08-0749-FOF-EI)		\$0	\$0	\$0	\$0	\$0	\$0	\$0
10. Under/(Over) Recovery (Line 8 - Line 9)		\$0	\$0	\$0	\$0	\$0	\$0	\$0

Notes:

- (a) AFUDC actual monthly rate is calculated using the formula $M = [(1 + A/100)^{1/12} - 1] \times 100$; resulting in a monthly accrual rate of 0.005464 (E)
- (b) The monthly Equity Component of 6.85% reflects an 11.75% return on equity.
- (c) Requirement for the payment of income taxes is calculated using a Federal Income Tax rate of 38.575%.

REDACTED

CRYSTAL RIVER UNIT 3 UPRATE
Site Selection, Preconstruction Costs, and Carrying Costs on Construction Cost Balance
Final True-up Filing: Preconstruction Category: Plant Additions, Expenditures and Associated Carrying Costs

Schedule T-2.2

[25-6.0423 (5)(c)1 a., F.A.C.]
 [25-6.0423 (2)(g), F.A.C.]
 [25-6.0423 (5)(a), F.A.C.]
 [25-6.0423 (8)(d), F.A.C.]

EXPLANATION: Provide the calculation of the monthly under/over recovery of plant additions and applicable carrying charges for the Preconstruction Category. This schedule is not required if no costs were approved for recovery and no costs are being requested. List and describe the components and levels, identify supporting schedule and line. Include in the under/over recovery calculation applicable Commission approved projection amounts for the reported year and identify such orders.

For Year Ended 12/31/2009

COMPANY: Progress Energy - FL
 DOCKET NO.: 100009-EI

Line No.	(H)	(I)	(J)	(K)	(L)	(M)	(N)
	Actual July	Actual August	Actual September	Actual October	Actual November	Actual December	12 Month Total
Jurisdictional Dollars							
	\$0	\$0	\$0	\$0	\$0	\$0	\$0
1. Preconstruction Plant Additions for the Period (Schedule T 6.2 Line 29)	0	0	0	0	0	0	0
2. Cumulative Under/(Over) Recovery (Cumulative Prior Months Line 10)	0	0	0	0	0	0	0
3. Unamortized Plant Eligible for Return	0	0	0	0	0	0	0
4. Amortization of Plant Eligible for Return	0	0	0	0	0	0	0
5. Average Net Unamortized Plant Eligible for Return							
6. Return on Average Net Unamortized Plant Eligible for Return (a)	0	0	0	0	0	0	0
a. Equity Component (b)	0	0	0	0	0	0	0
b. Equity Comp. grossed up for taxes (c)	0	0	0	0	0	0	0
c. Debt Component							
7. Preconstruction Carrying Cost on Plant Additions for the Period (Line 6b + 6c)	\$0	\$0	\$0	\$0	\$0	\$0	\$0
8. Preconstruction Plant & Carrying Cost for the Period (Line 1 + 7)	\$0	\$0	\$0	\$0	\$0	\$0	\$0
9. Projected Preconstruction Plant & Carrying Cost for the Period (Order No. PSC 08-0749-FOF-EI)	\$0	\$0	\$0	\$0	\$0	\$0	\$0
10. Under/(Over) Recovery (Line 8 - Line 9)	\$0	\$0	\$0	\$0	\$0	\$0	\$0

Notes:
 (a) AFUDC actual monthly rate is calculated using the formula $M = [(1 + A/100)^{1/12} - 1] \times 100$; resulting in a monthly accrual rate of 0.005464 (Equity) and 0.001626 (Debt), which results in the annual rate of 8.848%.
 (b) The monthly Equity Component of 6.85% reflects an 11.75% return on equity.
 (c) Requirement for the payment of income taxes is calculated using a Federal Income Tax rate of 38.575%.

REDACTED

CRYSTAL RIVER UNIT 3 UPRATE

**Site Selection, Preconstruction Costs, and Carrying Costs on Construction Cost Balance
Final True-up Filing: Construction Category - Plant Additions, Expenditures and Associated Carrying Costs**

Schedule T-2.3

EXPLANATION: Provide the calculation of the monthly over/under recovery of applicable carrying charges for the Construction Category. This schedule is not required if no costs were approved for recovery and no costs are being requested. List and describe the components and levels, identify supporting schedule and line. Include in the under/over recovery calculation applicable Commission approved projection amounts for the reported year and identify such orders.

[25-6.0423 (5)(c)1.a., F.A.C.]
[25-6.0423 (2)(f), F.A.C.]
[25-6.0423 (5)(b), F.A.C.]
[25-6.0423 (8)(d), F.A.C.]

COMPANY:
Progress Energy - FL
DOCKET NO.:
100009-EI

For Year Ended 12/31/2009

Line No.	Beginning Balance	(A) Actual January	(B) Actual February	(C) Actual March	(D) Actual April	(E) Actual May	(F) Actual June	(G) 6 Month Total
Jurisdictional Dollars								
1. Construction Cost: Plant Additions for the Period (Schedule T 6.3 Line 35)	\$75,995,591	\$17,052,809	\$2,161,222	\$4,709,806	\$3,428,325	\$4,479,857	\$5,069,923	\$112,897,533
2. Transfers to Plant in Service	7,872,244	29,358	0	16,167	(3,284)	452,860	180,945	8,548,290
3. Other Adjustments		0	0	0	0	0	0	
4. Prior Period Under/(Over) Recovery (Prior Month Line 12)		0	11,903	33,240	12,917	5,685	(13,945)	
5. Prior Period Under/(Over) Carrying Charge Unrecovered Balance (d)	6,998,109	6,420,442	5,842,775	5,265,109	4,687,442	4,109,775	3,532,108	
6. Prior Period Carrying Charge Recovered (d)	6,932,002	577,667	577,667	577,667	577,667	577,667	577,667	3,466,001
7. Plant Eligible for Return (Prior Mo. Balance + Line 1 - 2 + 3 + 4 - 6)	<u>\$75,121,456</u>	<u>\$91,567,240</u>	<u>\$93,162,698</u>	<u>\$97,311,910</u>	<u>\$100,178,770</u>	<u>\$103,633,785</u>	<u>\$107,931,150</u>	
8. Average Net Plant Additions		\$83,344,348	\$92,370,920	\$95,253,924	\$98,751,799	\$101,909,120	\$105,775,495	
9. Return on Average Net Plant Additions (a)								
a. Equity Component (b)		455,394	504,715	520,467	539,580	556,831	577,957	3,154,944
b. Equity Comp. grossed up for taxes (c)		741,381	821,676	847,322	878,437	906,522	940,915	5,136,254
c. Debt Component		135,518	150,195	154,883	160,570	165,704	171,991	938,862
10. Construction Carrying Cost for the Period (Line 9b + 9c)		<u>\$876,899</u>	<u>\$971,871</u>	<u>\$1,002,205</u>	<u>\$1,039,007</u>	<u>\$1,072,227</u>	<u>\$1,112,906</u>	<u>\$6,075,116</u>
11. Projected Construction Carrying Cost Plant Additions for the Period (Order No. PSC 08-0749-FOF-EI)		\$864,996	\$938,632	\$989,287	\$1,033,323	\$1,086,172	\$1,148,577	\$6,060,987
12. Under/(Over) Recovery (Line 10 - Line 11)		<u>\$11,903</u>	<u>\$33,240</u>	<u>\$12,917</u>	<u>\$5,685</u>	<u>(\$13,945)</u>	<u>(\$35,670)</u>	<u>\$14,129</u>

Notes:

(a) AFUDC actual monthly rate is calculated using the formula $M = [(1 + A/100)^{1/12} - 1] \times 100$; resulting in a monthly accrual rate of 0.005464 (Equity) and 0.001626 (Debt), which results in the annual rate of 8.848%.

(b) The monthly Equity Component of 6.85% reflects an 11.75% return on equity.

(c) Requirement for the payment of income taxes is calculated using a Federal Income Tax rate of 38.575%.

(d) Line 5 and Line 6 Beginning Balances include:	2007 - 2008 Actual/Estimate	2007 - 2008 True Ups
2007 Construction (T-1, Line 2)	\$925,842	\$925,842
2008 Construction (AE-1/T-1, Line 2)	\$6,006,160	\$6,072,267
	<u>\$6,932,002</u>	<u>\$6,998,109</u>

REDACTED

CRYSTAL RIVER UNIT 3 UPRATE
Site Selection, Preconstruction Costs, and Carrying Costs on Construction Cost Balance
Final True-up Filing: Construction Category - Plant Additions, Expenditures and Associated Carrying Costs

Schedule T-2.3

EXPLANATION: Provide the calculation of the monthly over/under recovery of applicable carrying charges for the Construction Category. This schedule is not required if no costs were approved for recovery and no costs are being requested. List and describe the components and levels, identify supporting schedule and line. Include in the under/over recovery calculation applicable Commission approved projection amounts for the reported year and identify such orders.

[25-6.0423 (5)(c)1.a.,F.A..C.]
 [25-6.0423 (2)(l),F.A..C.]
 [25-6.0423 (5)(b),F.A..C.]
 [25-6.0423 (8)(d),F.A..C.]

COMPANY:
 Progress Energy - FL
 DOCKET NO.:
 100009-EI

For Year Ended 12/31/2009

Line No.	(H) Actual July	(I) Actual August	(J) Actual September	(K) Actual October	(L) Actual November	(M) Actual December	(N) 12 Month Total
Jurisdictional Dollars							
1. Construction Cost: Plant Additions for the Period (Schedule T 6.3 Line 35)	\$9,235,725	\$5,836,424	\$11,468,392	\$3,058,991	\$14,052,878	\$6,904,193	\$163,454,136
2. Transfers to Plant in Service	12,251	2,838,324	421,791	10,158	57,730	18,796,203	30,684,747
3. Other Adjustments	0	0	0	0	0	0	0
4. Prior Period Under/(Over) Recovery (Prior Month Line 12)	(35,670)	(32,156)	(48,020)	(54,309)	(75,989)	(101,693)	
5. Prior Period Under/(Over) Carrying Charge Unrecovered Balance	2,954,441	2,376,774	1,799,108	1,221,441	643,774	66,107	
6. Prior Period Carrying Charge Recovered	577,667	577,667	577,667	577,667	577,667	577,667	6,932,002
7. Plant Eligible for Return (Prior Mo. Balance + Line 1 - 2 + 3 + 4 - 6)	<u>\$116,541,288</u>	<u>\$118,929,565</u>	<u>\$129,350,480</u>	<u>\$131,767,336</u>	<u>\$145,108,829</u>	<u>\$132,537,459</u>	
8. Average Net Plant Additions	\$112,218,384	\$117,719,348	\$124,116,013	\$130,531,753	\$138,400,088	\$138,772,297	
9. Return on Average Net Plant Additions (a)							
a. Equity Component (b)	613,161	643,219	678,170	713,226	756,218	758,252	7,317,189
b. Equity Comp. grossed up for taxes (c)	998,228	1,047,161	1,104,062	1,161,132	1,231,124	1,234,435	11,912,396
c. Debt Component	182,467	191,412	201,813	212,245	225,039	225,644	2,177,480
10. Construction Carrying Cost for the Period (Line 9b + 9c)	<u>\$1,180,695</u>	<u>\$1,238,572</u>	<u>\$1,305,874</u>	<u>\$1,373,377</u>	<u>\$1,456,163</u>	<u>\$1,460,079</u>	<u>\$14,089,876</u>
11. Projected Construction Carrying Cost Plant Additions for the Period (Order No. PSC 08-0749-FOF-EI)	\$1,212,851	\$1,286,592	\$1,360,183	\$1,449,366	\$1,557,856	\$1,659,977	\$14,587,810
12. Under/(Over) Recovery (Line 10 - Line 11)	<u>(\$32,156)</u>	<u>(\$48,020)</u>	<u>(\$54,309)</u>	<u>(\$75,989)</u>	<u>(\$101,693)</u>	<u>(\$199,898)</u>	<u>(\$497,934)</u>

Notes:

- (a) AFUDC actual monthly rate is calculated using the formula $M = [(1 + A/100)^{1/12} - 1] \times 100$; resulting in a monthly accrual rate of 0.005464 (Equity) and 0.001626 (Debt), which results in the annual rate of 8.848%.
- (b) The monthly Equity Component of 6.85% reflects an 11.75% return on equity.
- (c) Requirement for the payment of income taxes is calculated using a Federal income Tax rate of 38.575%.

REDACTED

**CRYSTAL RIVER UNIT 3 UPRATE
Site Selection, Preconstruction Costs, and Carrying Costs on Construction Cost Balance
Final True-up Filing: Site Selection Category - Carrying Cost on Deferred Tax Asset**

Schedule T-3A.1

EXPLANATION: Provide the calculation of the monthly under/over recovery of applicable carrying charges on Deferred Tax Asset (DTA) for the Site Selection Category. This schedule is not required if no costs were approved for recovery and no costs are being requested. List and describe the components and levels, identify supporting schedule and line. Include in the under/over recovery calculation applicable Commission approved projection amounts for the reported year and identify such orders.

[25-6.0423 (5)(c)1.a., F.A.C.]
[25-6.0423 (2)(f), F.A.C.]
[25-6.0423 (5)(a), F.A.C.]
[25-6.0423 (8)(d), F.A.C.]

COMPANY: Progress Energy - FL
DOCKET NO.: 100009-EI

For Year Ended 12/31/2009

Line No.	(A)	(B)	(C)	(D)	(E)	(F)	(G)	(H)
	Beginning of Period	Actual January	Actual February	Actual March	Actual April	Actual May	Actual June	6 Month Total
Jurisdictional Dollars								
1. Site Selection Cost - Construction Period Interest (Schedule T-3B.1, Line 6)		\$0	\$0	\$0	\$0	\$0	\$0	\$0
2. Site Selection Costs Recovered Excluding AFUDC		0	0	0	0	0	0	0
3. Other Adjustments (d)		0	0	0	0	0	0	0
4. Tax Basis Less Book Basis (Line 1 + 2 + 3)		\$0	\$0	\$0	\$0	\$0	\$0	\$0
5. Deferred Tax Asset (DTA) on Tax Basis in Excess of Book (Line 4 * Tax Rate)	38.575%	\$0	\$0	\$0	\$0	\$0	\$0	\$0
6. Prior Period Site Selection Unrecovered Balance		\$0	\$0	\$0	\$0	\$0	\$0	\$0
7. Prior Period Site Selection Expenses Recovered		0	0	0	0	0	0	0
8. Prior Month Under/(Over) Recovery (Prior Month Line 14)		0	0	0	0	0	0	0
9. Balance Eligible for Return (Prior Month Line 9 + Line 5 - 7 + 8)		0	0	0	0	0	0	0
10. Average Balance Eligible for Return		0	0	0	0	0	0	0
11. Site Selection Carrying Cost on DTA (a)								
a. Equity Component (b)		0	0	0	0	0	0	0
b. Equity Comp. grossed up for taxes (c)		0	0	0	0	0	0	0
c. Debt Component		0	0	0	0	0	0	0
12. Site Selection Carrying Cost on DTA for the Period (Line 11b + 11c)		\$0	\$0	\$0	\$0	\$0	\$0	\$0
13. Projected Site Selection Carrying Cost on DTA for the Period (Order No. PSC 08-0749-POF-EI)		\$0	\$0	\$0	\$0	\$0	\$0	\$0
14. Under/(Over) Recovery (Line 12 - Line 13)		\$0	\$0	\$0	\$0	\$0	\$0	\$0

(a) AFUDC actual monthly rate is calculated using the formula $M = [(1 + A/100)^{1/12} - 1] \times 100$, resulting in a monthly accrual rate of 0.005464 (Equity) and 0.001626 (Debt), which results in the annual rate of 8.848%.
 (b) The monthly Equity Component of 6.85% reflects an 11.75% return on equity.
 (c) Requirement for the payment of income taxes is calculated using a Federal Income Tax rate of 38.575%.
 (d) Balance represents the prior period debt component that was recorded as a deferred tax liability until its recovery in rates and is being amortized over twelve months.

REDACTED

**CRYSTAL RIVER UNIT 3 UPRATE
Site Selection, Preconstruction Costs, and Carrying Costs on Construction Cost Balance
Final True-up Filing: Site Selection Category - Carrying Cost on Deferred Tax Asset**

Schedule T-3A.1

EXPLANATION: Provide the calculation of the monthly under/over recovery of applicable carrying charges on Deferred Tax Asset (DTA) for the Site Selection Category. This schedule is not required if no costs were approved for recovery and no costs are being requested. List and describe the components and levels, identify supporting schedule and line. Include in the under/over recovery calculation applicable Commission approved projection amounts for the reported year and identify such orders.

[25-6.0423 (5)(c)1.a.,F.A.C.]
[25-6.0423 (2)(f),F.A.C.]
[25-6.0423 (5)(a),F.A.C.]
[25-6.0423 (8)(d),F.A.C.]

COMPANY:
Progress Energy - FL
DOCKET NO.:
100009-EI

For Year Ended 12/31/2009

Line No.	(I) Beginning of Period	(J) Actual July	(K) Actual August	(L) Actual September	(M) Actual October	(N) Actual November	(O) Actual December	(P) 12 Month Total
Jurisdictional Dollars								
1. Site Selection Cost - Construction Period Interest (Schedule T-3B.1, Line 6)		\$0	\$0	\$0	\$0	\$0	\$0	\$0
2. Site Selection Costs Recovered Excluding AFUDC		0	0	0	0	0	0	0
3. Other Adjustments (d)		0	0	0	0	0	0	0
4. Tax Basis Less Book Basis (Line 1 + 2 + 3)		\$0	\$0	\$0	\$0	\$0	\$0	\$0
5. Deferred Tax Asset (DTA) on Tax Basis in Excess of Book (Line 4 * Tax Rate)	38.575%	\$0	\$0	\$0	\$0	\$0	\$0	\$0
6. Prior Period Site Selection Unrecovered Balance		\$0	\$0	\$0	\$0	\$0	\$0	\$0
7. Prior Period Site Selection Expenses Recovered		0	0	0	0	0	0	0
8. Prior Month Under/(Over) Recovery (Prior Month Line 14)		0	0	0	0	0	0	0
9. Balance Eligible for Return (Prior Month Line 9 + Line 5 - 7 + 8)		0	0	0	0	0	0	0
10. Average Balance Eligible for Return		0	0	0	0	0	0	0
11. Site Selection Carrying Cost on DTA (a)								
a. Equity Component (b)		0	0	0	0	0	0	0
b. Equity Comp. grossed up for taxes (c)		0	0	0	0	0	0	0
c. Debt Component		0	0	0	0	0	0	0
12. Site Selection Carrying Cost on DTA for the Period (Line 11b + 11c)		\$0	\$0	\$0	\$0	\$0	\$0	\$0
13. Projected Site Selection Carrying Cost on DTA for the Period (Order No. PSC 08-0749-FOF-EI)		\$0	\$0	\$0	\$0	\$0	\$0	\$0
14. Under/(Over) Recovery (Line 12 - Line 13)		\$0	\$0	\$0	\$0	\$0	\$0	\$0

(a) AFUDC actual monthly rate is calculated using the formula $M = [(1 + A/100)^{1/12} - 1] \times 100$; resulting in a monthly accrual rate of 0.005464 (Equity) and 0.001626 (Debt), which results in the annual rate of 8.848%.
 (b) The monthly Equity Component of 6.85% reflects an 11.75% return on equity.
 (c) Requirement for the payment of income taxes is calculated using a Federal Income Tax rate of 38.575%.
 (d) Balance represents the prior period debt component that was recorded as a deferred tax liability until its recovery in rates and is being amortized over twelve months.

REDACTED

CRYSTAL RIVER UNIT 3 UPRATE

**Site Selection, Preconstruction Costs, and Carrying Costs on Construction Cost Balance
Final True-up Filing: Preconstruction Category - Carrying Cost on Deferred Tax Asset**

Schedule T-3A.2

EXPLANATION: Provide the calculation of the monthly under/over recovery of applicable carrying charges on Deferred Tax Asset (DTA) for the Preconstruction Category. This schedule is not required if no costs were approved for recovery and no costs are being requested. List and describe the components and levels, identify supporting schedule and line. Include in the under/over recovery calculation applicable Commission approved projection amounts for the reported year and identify such orders.

[25-6.0423 (5)(c)1.a., F.A.C.]
[25-6.0423 (2)(g), F.A.C.]
[25-6.0423 (5)(a), F.A.C.]
[25-6.0423 (8)(d), F.A.C.]

COMPANY: Progress Energy - FL
DOCKET NO.: 100009-EI

For Year Ended 12/31/2009

Line No.	(A)	(B)	(C)	(D)	(E)	(F)	(G)	(H)
	Beginning of Period	Actual January	Actual February	Actual March	Actual April	Actual May	Actual June	6 Month Total
Jurisdictional Dollars								
1. Preconstruction Cost - Construction Period Interest (Schedule T-3B.2, Line 6)		\$0	\$0	\$0	\$0	\$0	\$0	\$0
2. Preconstruction Costs Recovered Excluding AFUDC		0	0	0	0	0	0	0
3. Other Adjustments (d)		0	0	0	0	0	0	0
4. Tax Basis Less Book Basis (Line 1 + 2 + 3)		\$0	\$0	\$0	\$0	\$0	\$0	\$0
5. Deferred Tax Asset (DTA) on Tax Basis in Excess of Book (Line 4 * Tax Rate)	38.575%	\$0	\$0	\$0	\$0	\$0	\$0	\$0
6. Prior Period Preconstruction Unrecovered Balance	\$0	\$0	\$0	\$0	\$0	\$0	\$0	\$0
7. Prior Period Preconstruction Expenses Recovered	0	0	0	0	0	0	0	0
8. Prior Month Under/(Over) Recovery (Prior Month Line 14)	0	0	0	0	0	0	0	0
9. Balance Eligible for Return (Prior Month Line 9 + Line 5 - 7 + 8)	0	0	0	0	0	0	0	0
10. Average Balance Eligible for Return		0	0	0	0	0	0	0
11. Preconstruction Carrying Cost on DTA (a)								
a. Equity Component (b)		0	0	0	0	0	0	0
b. Equity Comp. grossed up for taxes (c)		0	0	0	0	0	0	0
c. Debt Component		0	0	0	0	0	0	0
12. Preconstruction Carrying Cost on DTA for the Period (Line 11b + 11c)		\$0	\$0	\$0	\$0	\$0	\$0	\$0
13. Projected Preconstruction Carrying Cost on DTA for the Period (Order No. PSC 08-0749-POF-EI)		\$0	\$0	\$0	\$0	\$0	\$0	\$0
14. Under/(Over) Recovery (Line 12 - Line 13)		\$0	\$0	\$0	\$0	\$0	\$0	\$0

(a) AFUDC actual monthly rate is calculated using the formula $M = [(1 + A/100)^{1/12} - 1] \times 100$; resulting in a monthly accrual rate of 0.005464 (Equity) and 0.001626 (Debt), which results in the annual rate of 8.848%.
 (b) The monthly Equity Component of 6.85% reflects an 11.75% return on equity.
 (c) Requirement for the payment of income taxes is calculated using a Federal Income Tax rate of 38.575%.
 (d) Balance represents the prior period debt component that was recorded as a deferred tax liability until its recovery in rates and is being amortized over twelve months.

REDACTED

**CRYSTAL RIVER UNIT 3 UPRATE
Site Selection, Preconstruction Costs, and Carrying Costs on Construction Cost Balance
Final True-up Filing: Preconstruction Category - Carrying Cost on Deferred Tax Asset**

Schedule T-3A.2

EXPLANATION: Provide the calculation of the monthly under/over recovery of applicable carrying charges on Deferred Tax Asset (DTA) for the Preconstruction Category. This schedule is not required if no costs were approved for recovery and no costs are being requested. List and describe the components and levels, identify supporting schedule and line. Include in the under/over recovery calculation applicable Commission approved projection amounts for the reported year and identify such orders.

[25-6.0423 (5)(c)1.a., F.A.C.]
[25-6.0423 (2)(g), F.A.C.]
[25-6.0423 (5)(a), F.A.C.]
[25-6.0423 (8)(d), F.A.C.]

COMPANY:
Progress Energy - FL
DOCKET NO.:
100009-EI

For Year Ended 12/31/2009

Line No.	(I) Beginning of Period	(J) Actual July	(K) Actual August	(L) Actual September	(M) Actual October	(N) Actual November	(O) Actual December	(P) 12 Month Total
Jurisdictional Dollars								
1. Preconstruction Cost - Construction Period Interest (Schedule T-3B.2, Line 6)		\$0	\$0	\$0	\$0	\$0	\$0	\$0
2. Preconstruction Costs Recovered Excluding AFUDC		0	0	0	0	0	0	0
3. Other Adjustments (d)		0	0	0	0	0	0	0
4. Tax Basis Less Book Basis (Line 1 + 2 + 3)		\$0	\$0	\$0	\$0	\$0	\$0	\$0
5. Deferred Tax Asset (DTA) on Tax Basis in Excess of Book (Line 4 * Tax Rate)	38.575%	\$0	\$0	\$0	\$0	\$0	\$0	\$0
6. Prior Period Preconstruction Unrecovered Balance		\$0	\$0	\$0	\$0	\$0	\$0	\$0
7. Prior Period Preconstruction Expenses Recovered		0	0	0	0	0	0	0
8. Prior Month Under/(Over) Recovery (Prior Month Line 14)		0	0	0	0	0	0	0
9. Balance Eligible for Return (Prior Month Line 9 + Line 5 - 7 + 8)		0	0	0	0	0	0	0
10. Average Balance Eligible for Return		0	0	0	0	0	0	0
11. Preconstruction Carrying Cost on DTA (a)								
a. Equity Component (b)		0	0	0	0	0	0	0
b. Equity Comp. grossed up for taxes (c)		0	0	0	0	0	0	0
c. Debt Component		0	0	0	0	0	0	0
12. Preconstruction Carrying Cost on DTA for the Period (Line 11b + 11c)		\$0	\$0	\$0	\$0	\$0	\$0	\$0
13. Projected Preconstruction Carrying Cost on DTA for the Period (Order No. PSC 08-0749-FOF-EI)		\$0	\$0	\$0	\$0	\$0	\$0	\$0
14. Under/(Over) Recovery (Line 12 - Line 13)		\$0	\$0	\$0	\$0	\$0	\$0	\$0

(a) AFUDC actual monthly rate is calculated using the formula $M = [(1 + A/100)^{1/12} - 1] \times 100$; resulting in a monthly accrual rate of 0.005464 (Equity) and 0.001626 (Debt), which results in the annual rate of 8.848%.

(b) The monthly Equity Component of 6.85% reflects an 11.75% return on equity.

(c) Requirement for the payment of income taxes is calculated using a Federal Income Tax rate of 38.575%.

(d) Balance represents the prior period debt component that was recorded as a deferred tax liability until its recovery in rates and is being amortized over twelve months.

REDACTED

CRYSTAL RIVER UNIT 3 UPRATE
Site Selection, Preconstruction Costs, and Carrying Costs on Construction Cost Balance
Final True-up Filing: Construction Category - Carrying Cost on Deferred Tax Asset

Schedule T-3A.3

EXPLANATION: Provide the calculation of the monthly under/over recovery of applicable carrying charges on Deferred Tax Asset (DTA) for the Construction Category. This schedule is not required if no costs were approved for recovery and no costs are being requested. List and describe the components and levels, identify supporting schedule and line. Include in the under/over recovery calculation applicable Commission approved projection amounts for the reported year and identify such orders.

[25-6.0423 (5)(c)1.a., F.A.C.]
 [25-6.0423 (2)(i), F.A.C.]
 [25-6.0423 (5)(b), F.A.C.]
 [25-6.0423 (8)(d), F.A.C.]

COMPANY: Progress Energy - FL
 DOCKET NO.: 100009-EI

For Year Ended 12/31/2009

Line No.	(A) Beginning of Period	(B) Actual January	(C) Actual February	(D) Actual March	(E) Actual April	(F) Actual May	(G) Actual June	(H) 6 Month Total	
Jurisdictional Dollars									
1. Construction Cost - Construction Period Interest (Schedule T-3B.2, Line 7)		\$408,651	\$424,280	\$444,217	\$471,047	\$499,194	\$524,993	\$2,772,382	
2. Construction Costs Recovered Excluding AFUDC		0	0	0	0	0	0	0	
3. Other Adjustments (d)		89,274	89,274	89,274	89,274	89,274	89,274		
4. Tax Basis Less Book Basis (Line 1 + 2 + 3)		<u>\$1,869,285</u>	<u>\$497,925</u>	<u>\$513,554</u>	<u>\$533,491</u>	<u>\$560,321</u>	<u>\$588,468</u>	<u>\$614,267</u>	
5. Deferred Tax Asset (DTA) on Tax Basis in Excess of Book (Line 4 * Tax Rate)	38.575%	<u>\$721,077</u>	<u>\$192,075</u>	<u>\$198,104</u>	<u>\$205,794</u>	<u>\$218,144</u>	<u>\$227,002</u>	<u>\$236,953</u>	
6. Prior Period Construction Unrecovered Balance (e)		\$64,708	\$59,177	\$53,646	\$48,115	\$42,584	\$37,053	\$31,523	
7. Prior Period Construction Expenses Recovered (e)		66,371	5,531	5,531	5,531	5,531	5,531	5,531	
8. Prior Month Under/(Over) Recovery (Prior Month Line 14)			0	(3,124)	(3,509)	(3,939)	(4,394)	(4,867)	
9. Balance Eligible for Return (Prior Month Line 9 + Line 5 - 7 + 8)		785,785	972,328	1,161,777	1,358,531	1,565,205	1,782,282	2,008,837	
10. Average Balance Eligible for Return			878,057	1,067,053	1,260,154	1,461,868	1,673,743	1,895,559	
11. Construction Carrying Cost on DTA (a)									
a. Equity Component (b)			4,803	5,830	6,885	7,988	9,145	10,357	45,009
b. Equity Comp. grossed up for taxes (c)			7,820	9,492	11,210	13,004	14,889	16,862	73,275
c. Debt Component			1,429	1,735	2,049	2,377	2,722	3,082	13,394
12. Construction Carrying Cost on DTA for the Period (Line 11b + 11c)			<u>\$9,249</u>	<u>\$11,227</u>	<u>\$13,259</u>	<u>\$15,381</u>	<u>\$17,610</u>	<u>\$19,944</u>	<u>\$86,669</u>
13. Projected Construction Carrying Cost on DTA for the Period (Order No. PSC 08-0749-FOF-EI)			\$12,373	\$14,736	\$17,198	\$19,774	\$22,477	\$25,317	\$111,875
14. Under/(Over) Recovery (Line 12 - Line 13)			<u>(\$3,124)</u>	<u>(\$3,509)</u>	<u>(\$3,939)</u>	<u>(\$4,394)</u>	<u>(\$4,867)</u>	<u>(\$5,373)</u>	<u>(\$25,206)</u>

(a) AFUDC actual monthly rate is calculated using the formula $M = [(1 + A/100)^{1/12} - 1] \times 100$; resulting in a monthly accrual rate of 0.005464 (Equity) and 0.001626 (Debt), which results in the annual rate of 8.848%.

(b) The monthly Equity Component of 6.85% reflects an 11.75% return on equity.

(c) Requirement for the payment of income taxes is calculated using a Federal Income Tax rate of 38.575%.

(d) Balance represents the prior period debt component that was recorded as a deferred tax liability until its recovery in rates and is being amortized over twelve months.

(e) Line 6 and Line 7 Beginning Balances include:	<u>2007 - 2008 Actual/Estimate</u>	<u>2007 - 2008 True Ups</u>
2007 DTA Carrying Cost (T-1, Line 4)	\$3,053	\$3,053
2008 DTA Carrying Cost (AE/T-1, Line 4)	<u>\$63,318</u>	<u>\$61,655</u>
	\$66,371	\$64,708

REDACTED

**CRYSTAL RIVER UNIT 3 UPRATE
Site Selection, Preconstruction Costs, and Carrying Costs on Construction Cost Balance
Final True-up Filing: Construction Category - Carrying Cost on Deferred Tax Asset**

Schedule T-3A.3

EXPLANATION: Provide the calculation of the monthly under/over recovery of applicable carrying charges on Deferred Tax Asset (DTA) for the Construction Category. This schedule is not required if no costs were approved for recovery and no costs are being requested. List and describe the components and levels, identify supporting schedule and line. Include in the under/over recovery calculation applicable Commission approved projection amounts for the reported year and identify such orders.

[25-6.0423 (5)(c)1.a.,F.A.C.]
[25-6.0423 (2)(i),F.A.C.]
[25-6.0423 (5)(b),F.A.C.]
[25-6.0423 (8)(d),F.A.C.]

COMPANY: Progress Energy - FL
DOCKET NO.: 100009-EI

For Year Ended 12/31/2009

Line No.	(I) Beginning of Period	(J) Actual July	(K) Actual August	(L) Actual September	(M) Actual October	(N) Actual November	(O) Actual December	(P) 12 Month Total
Jurisdictional Dollars								
1. Construction Cost - Construction Period Interest (Schedule T-3B.2, Line 7)		\$553,963	\$575,478	\$605,336	\$659,226	\$715,027	\$707,761	\$6,589,173
2. Construction Costs Recovered Excluding AFUDC		0	0	0	0	0	0	0
3. Other Adjustments (d)		89,274	89,274	89,274	89,274	89,274	89,274	
4. Tax Basis Less Book Basis (Line 1 + 2 + 3)		\$614,267	\$664,237	\$664,752	\$694,610	\$748,500	\$804,301	\$797,035
5. Deferred Tax Asset (DTA) on Tax Basis in Excess of Book (Line 4 * Tax Rate)	38.575%	\$236,853	\$248,129	\$256,428	\$267,946	\$288,734	\$310,259	\$307,456
6. Prior Period Construction Unrecovered Balance		\$25,992	\$20,461	\$14,930	\$9,399	\$3,868	(\$1,663)	
7. Prior Period Construction Expenses Recovered		5,531	5,531	5,531	5,531	5,531	5,531	
8. Prior Month Under/(Over) Recovery (Prior Month Line 14)		(\$3,733)	(\$5,917)	(\$6,524)	(\$7,226)	(\$7,970)	(\$8,691)	
9. Balance Eligible for Return (Prior Month Line 9 + Line 5 - 7 + 8)		2,246,062	2,491,042	2,746,933	3,022,910	3,319,669	3,612,903	
10. Average Balance Eligible for Return		2,127,450	2,368,552	2,618,988	2,884,922	3,171,289	3,466,286	
11. Construction Carrying Cost on DTA (a)								
a. Equity Component (b)		11,624	12,942	14,310	15,763	17,328	18,940	135,917
b. Equity Comp. grossed up for taxes (c)		18,925	21,069	23,297	25,663	28,210	30,834	221,272
c. Debt Component		3,459	3,851	4,258	4,691	5,157	5,636	40,447
12. Construction Carrying Cost on DTA for the Period (Line 11b + 11c)		\$22,384	\$24,820	\$27,555	\$30,353	\$33,366	\$36,470	\$261,719
13. Projected Construction Carrying Cost on DTA for the Period (Order No. PSC 08-0749-FOF-EI)		\$26,301	\$31,445	\$34,781	\$38,323	\$42,058	\$45,972	\$332,755
14. Under/(Over) Recovery (Line 12 - Line 13)		(\$5,917)	(\$6,524)	(\$7,226)	(\$7,970)	(\$8,691)	(\$9,502)	(\$71,036)

(a) AFUDC actual monthly rate is calculated using the formula $M = [(1 + A/100)^{1/12} - 1] \times 100$; resulting in a monthly accrual rate of 0.005464 (Equity) and 0.001626 (Debt), which results in the annual rate of 8.848%.

(b) The monthly Equity Component of 6.85% reflects an 11.75% return on equity.

(c) Requirement for the payment of income taxes is calculated using a Federal Income Tax rate of 38.575%.

(d) Balance represents the prior period debt component that was recorded as a deferred tax liability until its recovery in rates and is being amortized over twelve months.

REDACTED

CRYSTAL RIVER UNIT 3 UPRATE

Site Selection, Preconstruction Costs, and Carrying Costs on Construction Cost Balance

Final True-up Filing: Site Selection Category - Construction Period Interest for Deferred Tax Asset Calculations

Schedule T-3B.1

EXPLANATION: Provide the calculation of the monthly construction period interest on costs included in the Site Selection Category. This schedule is not required if no costs were approved for recovery and no costs are being requested. List and describe the components and levels, identify supporting schedule and line.

[25-6.0423 (5)(c)1.a.,F.A..C.]
 [25-6.0423 (2)(f),F.A..C.]
 [25-6.0423 (5)(a),F.A..C.]
 [25-6.0423 (8)(d),F.A..C.]

COMPANY:
 Progress Energy - FL
 DOCKET NO.:
 100009-E1

For Year Ended 12/31/2009

Line No.	(A) Beginning of Period	(B) Actual January	(C) Actual February	(D) Actual March	(E) Actual April	(F) Actual May	(G) Actual June	(H) 6 Month Total
----------	----------------------------	-----------------------	------------------------	---------------------	---------------------	-------------------	--------------------	----------------------

Jurisdictional Dollars

- | | | | | | | | | |
|----|--|-----|--|--|--|--|--|--|
| 1. | Beginning Balance (Schedule T-X.1 Line xx) | N/A | | | | | | |
| 2. | Additions (Schedule T-X.1 Line xx) | | | | | | | |
| 3. | Other Adjustments | | | | | | | |
| 4. | Average Balance Eligible for CPI | | | | | | | |
| 5. | CPI Rate | | | | | | | |
| 6. | Construction Period Interest for Tax (CPI) | | | | | | | |
| 7. | Ending Balance | | | | | | | |

REDACTED

CRYSTAL RIVER UNIT 3 UPRATE

Site Selection, Preconstruction Costs, and Carrying Costs on Construction Cost Balance

Schedule T-3B.1

Final True-up Filing: Site Selection Category - Construction Period Interest for Deferred Tax Asset Calculations

EXPLANATION: Provide the calculation of the monthly construction period interest on costs included in the Site Selection Category. This schedule is not required if no costs were approved for recovery and no costs are being requested. List and describe the components and levels, identify supporting schedule and line.

[25-6.0423 (5)(c)1.a.,F.A.C.]
 [25-6.0423 (2)(f),F.A.C.]
 [25-6.0423 (5)(a),F.A.C.]
 [25-6.0423 (8)(d),F.A.C.]

COMPANY:

Progress Energy - FL

DOCKET NO.:

100009-EI

For Year Ended 12/31/2009

Line No.	(I) Beginning of Period	(J) Actual July	(K) Actual August	(L) Actual September	(M) Actual October	(N) Actual November	(O) Actual December	(P) 12 Month Total
	Jurisdictional Dollars							
1.	Beginning Balance (Schedule T-X.1 Line xx) N/A							
2.	Additions (Schedule T-X.1 Line xx)							
3.	Other Adjustments							
4.	Average Balance Eligible for CPI							
5.	CPI Rate							
6.	Construction Period Interest for Tax (CPI)							
7.	Ending Balance							

REDACTED

CRYSTAL RIVER UNIT 3 UPRATE

Site Selection, Preconstruction Costs, and Carrying Costs on Construction Cost Balance

Schedule T-3B.2

Final True-up Filing: Preconstruction Category - Construction Period Interest for Deferred Tax Asset Calculations

EXPLANATION: Provide the calculation of the monthly construction period interest on costs included in the Preconstruction Category. This schedule is not required if no costs were approved for recovery and no costs are being requested. List and describe the components and levels, identify supporting schedule and line.

[25-6.0423 (5)(c)1.a.,F.A..C.]
 [25-6.0423 (2)(g),F.A..C.]
 [25-6.0423 (5)(a),F.A..C.]
 [25-6.0423 (8)(d),F.A..C.]

COMPANY:
 Progress Energy - FL

DOCKET NO.:
 100009-E1

For Year Ended 12/31/2009

Line No.	(A) Beginning of Period	(B) Actual January	(C) Actual February	(D) Actual March	(E) Actual April	(F) Actual May	(G) Actual June	(H) 6 Month Total
Jurisdictional Dollars								

- 1. Beginning Balance (Schedule T-X.1 Line xx) N/A
- 2. Additions (Schedule T-X.1 Line xx)
- 3. Other Adjustments
- 4. Average Balance Eligible for CPI
- 5. CPI Rate
- 6. Construction Period Interest for Tax (CPI)
- 7. Ending Balance

REDACTED

CRYSTAL RIVER UNIT 3 UPRATE

Site Selection, Preconstruction Costs, and Carrying Costs on Construction Cost Balance

Schedule T-3B.2

Final True-up Filing: Preconstruction Category - Construction Period Interest for Deferred Tax Asset Calculations

EXPLANATION: Provide the calculation of the monthly construction period interest on costs included in the Preconstruction Category. This schedule is not required if no costs were approved for recovery and no costs are being requested. List and describe the components and levels, identify supporting schedule and line.

[25-6.0423 (5)(c)1.a.,F.A..C.]
[25-6.0423 (2)(g),F.A..C.]
[25-6.0423 (5)(a),F.A..C.]
[25-6.0423 (8)(d),F.A..C.]

COMPANY:

Progress Energy - FL

DOCKET NO.:

100009-EI

For Year Ended 12/31/2009

Line No.	(I) Beginning of Period	(J) Actual July	(K) Actual August	(L) Actual September	(M) Actual October	(N) Actual November	(O) Actual December	(P) 12 Month Total
----------	-------------------------------	-----------------------	-------------------------	----------------------------	--------------------------	---------------------------	---------------------------	--------------------------

Jurisdictional Dollars

1. Beginning Balance (Schedule T-X.1 Line xx) N/A
2. Additions (Schedule T-X.1 Line xx)
3. Other Adjustments
4. Average Balance Eligible for CPI
5. CPI Rate
6. Construction Period Interest for Tax (CPI)
7. Ending Balance

REDACTED

**CRYSTAL RIVER UNIT 3 UPRATE
Site Selection, Preconstruction Costs, and Carrying Costs on Construction Cost Balance
Final True-up Filing: Construction Category - Construction Period Interest for Deferred Tax Asset Calculations**

Schedule T-3B.3

EXPLANATION: Provide the calculation of the monthly construction period interest on costs included in the Construction Category. This schedule is not required if no costs were approved for recovery and no costs are being requested. List and describe the components and levels, identify supporting schedule and line.

[25-6.0423 (5)(c)1.a.,F.A..C.]
[25-6.0423 (2)(i),F.A..C.]
[25-6.0423 (5)(b),F.A..C.]
[25-6.0423 (8)(d),F.A..C.]

COMPANY:
Progress Energy - FL
DOCKET NO.:
100009-EI

For Year Ended 12/31/2009

Line No.	(A) Beginning of Period	(B) Actual January	(C) Actual February	(D) Actual March	(E) Actual April	(F) Actual May	(G) Actual June	(H) 6 Month Total
Jurisdictional Dollars								
1.	Beginning Balance (Prior Month Line 4)	\$86,653,097	\$87,704,748	\$93,321,491	\$96,211,264	\$104,768,616	\$108,220,859	
2.	Additions (Schedule T-6.3 (Line 12 + 15 + 16) x Line 18)	1,081,009	5,616,743	2,905,940	8,554,068	3,905,102	7,736,028	29,798,890
3.	Other Adjustments	(29,358)	0	(16,167)	3,284	(452,860)	(180,945)	
4.	Ending Balance Excluding Current Year CPI (Line 1 + 2 + 3)	<u>\$86,653,097</u>	<u>\$87,704,748</u>	<u>\$93,321,491</u>	<u>\$96,211,264</u>	<u>\$104,768,616</u>	<u>\$108,220,859</u>	<u>\$115,775,942</u>
5.	Average Balance Eligible for CPI	<u>\$87,178,922</u>	<u>\$90,513,119</u>	<u>\$94,766,377</u>	<u>\$100,489,940</u>	<u>\$106,494,738</u>	<u>\$111,998,400</u>	
6.	Monthly CPI Rate (a)	0.0046875	0.0046875	0.0046875	0.0046875	0.0046875	0.0046875	
7.	Construction Period Interest for Tax (CPI)	<u>\$408,651</u>	<u>\$424,280</u>	<u>\$444,217</u>	<u>\$471,047</u>	<u>\$499,194</u>	<u>\$524,993</u>	<u>\$2,772,382</u>

Notes:

(a) CPI rate is the projected weighted average debt rate for the period.

REDACTED

**CRYSTAL RIVER UNIT 3 UPRATE
Site Selection, Preconstruction Costs, and Carrying Costs on Construction Cost Balance**

Schedule T-3B.3

Final True-up Filing: Construction Category - Construction Period Interest for Deferred Tax Asset Calculations

EXPLANATION: Provide the calculation of the monthly construction period interest on costs included in the Construction Category. This schedule is not required if no costs were approved for recovery and no costs are being requested. List and describe the components and levels, identify supporting schedule and line.

[25-6.0423 (5)(c)1.a.,F.A..C.]
[25-6.0423 (2)(i),F.A..C.]
[25-6.0423 (5)(b),F.A..C.]
[25-6.0423 (8)(d),F.A..C.]

COMPANY:
Progress Energy - FL
DOCKET NO.:
100009-EI

For Year Ended 12/31/2009

Line No.	(I) Beginning of Period	(J) Actual July	(K) Actual August	(L) Actual September	(M) Actual October	(N) Actual November	(O) Actual December	(P) 12 Month Total	
Jurisdictional Dollars									
1.	Beginning Balance (Prior Month Line 4)		\$115,775,942	\$120,581,736	\$124,955,600	\$133,321,132	\$147,948,432	\$157,129,591	
2.	Additions (Schedule T-6.3 (Line 12 + 15 + 16) x Line 18)		4,818,044	7,170,187	8,750,451	14,636,674	9,254,656	6,970,717	81,399,620
3.	Other Adjustments		(12,251)	(2,796,323)	(384,918)	(9,374)	(73,498)	(19,251,733)	
4.	Ending Balance Excluding Current Year CPI (Line 1 + 2 + 3)		<u>\$115,775,942</u>	<u>\$120,581,736</u>	<u>\$124,955,600</u>	<u>\$133,321,132</u>	<u>\$147,948,432</u>	<u>\$157,129,591</u>	<u>\$144,848,575</u>
5.	Average Balance Eligible for CPI		<u>\$118,178,839</u>	<u>\$122,768,668</u>	<u>\$129,138,366</u>	<u>\$140,634,782</u>	<u>\$152,539,012</u>	<u>\$150,989,083</u>	
6.	Monthly CPI Rate (a)		0.0046875	0.0046875	0.0046875	0.0046875	0.0046875	0.0046875	
7.	Construction Period Interest for Tax (CPI)		<u>\$553,963</u>	<u>\$575,478</u>	<u>\$605,336</u>	<u>\$659,226</u>	<u>\$715,027</u>	<u>\$707,761</u>	<u>\$6,589,173</u>

Notes:

(a) CPI rate is the projected weighted average debt rate for the period.

REDACTED

CRYSTAL RIVER UNIT 3 UPRATE
Site Selection, Preconstruction Costs, and Carrying Costs on Construction Cost Balance
Final True-up Filing: CCRC Recoverable O&M Expenditures

Schedule T-4

EXPLANATION: Provide the calculation of the monthly under/over recovery of CCRC recoverable operation and maintenance (O&M) costs. This schedule is not required if no costs were approved for recovery and no costs are being requested. By primary function, list and describe the components and levels. Identify supporting schedule and line. Include in the under/over recovery calculation applicable Commission approved projection amounts for the reported year and identify such orders.

[25-6.0423 (5)(c)1.a., F.A. C.]
[25-6.0423 (2)(1), F.A. C.]
[25-6.0423 (5)(b), F.A. C.]
[25-6.0423 (8)(d), F.A. C.]

COMPANY:
Progress Energy - FL
DOCKET NO.:
100009-EI

For Year Ended: 12/31/2009

Line No.	Description	(A) Actual January	(B) Actual February	(C) Actual March	(D) Actual April	(E) Actual May	(F) Actual June	(G) Actual July	(H) Actual August	(I) Actual September	(J) Actual October	(K) Actual November	(L) Actual December	(M) 12 Month Total
1	Accounting	\$2,607	\$3,616	\$3,935	\$3,800	\$6,109	\$3,844	\$3,436	\$3,793	\$4,073	\$4,607	\$3,844	\$3,665	\$47,328
2	Corporate Communications	0	0	0	0	0	0	0	0	0	0	0	0	0
3	Corporate Planning	2,666	7,236	3,803	8,887	15,912	7,063	2,566	11,165	5,627	7,364	7,518	4,657	64,463
4	Corporate Services	0	0	0	0	0	0	0	0	0	0	0	0	0
5	External Relations	0	0	0	0	0	0	0	0	0	0	0	0	0
6	Human Resources	0	0	0	0	0	0	0	0	0	0	0	0	0
7	IT & Telecom	0	0	0	0	0	0	0	0	0	0	0	0	0
8	Legal	968	5,943	24,931	6,851	28,040	27,570	41,128	10,583	30,443	80,392	9,566	4,762	270,987
9	Project Assurance	0	11,486	(816)	5,143	16,316	3,204	3,206	2,363	1,474	5,076	1,582	0	52,592
10	Tax	0	0	0	0	0	0	0	0	0	0	0	0	0
11	Joint Owner Credit	0	(2,838)	(2,618)	(2,013)	(5,456)	(3,426)	(4,137)	(2,294)	(3,421)	(8,009)	(1,850)	(1,368)	(37,429)
12	Other	0	0	0	0	0	0	0	0	0	0	0	0	0
13	Subtotal A&G	\$6,240	\$25,443	\$29,235	\$22,478	\$60,922	\$38,255	\$46,199	\$25,610	\$38,196	\$89,430	\$20,659	\$15,275	\$417,941
14	Energy Delivery Florida	\$0	\$0	\$0	\$0	\$0	\$0	\$0	\$0	\$0	\$0	\$0	\$0	\$0
15	Joint Owner Credit	0	0	0	0	0	0	0	0	0	0	0	0	0
16	Other	0	0	0	0	0	0	0	0	0	0	0	0	0
17	Subtotal Energy Delivery Florida	\$0	\$0	\$0	\$0	\$0	\$0	\$0	\$0	\$0	\$0	\$0	\$0	\$0
18	Nuclear Generation	\$0	\$0	\$0	\$0	\$0	\$0	\$0	\$0	\$0	\$0	\$0	\$439,997	\$439,997
19	Joint Owner Credit	0	0	0	0	0	0	0	0	0	0	0	(36,165)	(36,165)
20	Other	0	0	0	0	0	0	0	0	0	0	0	0	0
21	Subtotal Nuclear Generation	\$0	\$0	\$0	\$0	\$0	\$0	\$0	\$0	\$0	\$0	\$0	\$403,832	\$403,832
22	Transmission	\$0	\$0	\$0	\$0	\$0	\$0	\$0	\$0	\$0	\$0	\$0	\$0	\$0
23	Joint Owner Credit	0	0	0	0	0	0	0	0	0	0	0	0	0
24	Other	0	0	0	0	0	0	0	0	0	0	0	0	0
25	Subtotal Transmission	\$0	\$0	\$0	\$0	\$0	\$0	\$0	\$0	\$0	\$0	\$0	\$0	\$0
26	Total O&M Costs	\$6,240	\$25,443	\$29,235	\$22,478	\$60,922	\$38,255	\$46,199	\$25,610	\$38,196	\$89,430	\$20,659	\$419,107	\$821,773
27	Jurisdictional Factor (A&G)	0.91670	0.91670	0.91670	0.91670	0.91670	0.91670	0.91670	0.91670	0.91670	0.91670	0.91670	0.91670	0.91670
28	Jurisdictional Factor (Distribution)	0.99597	0.99597	0.99597	0.99597	0.99597	0.99597	0.99597	0.99597	0.99597	0.99597	0.99597	0.99597	0.99597
29	Jurisdictional Factor (Nuclear - Production - Base)	0.93753	0.93753	0.93753	0.93753	0.93753	0.93753	0.93753	0.93753	0.93753	0.93753	0.93753	0.93753	0.93753
30	Jurisdictional Factor (Transmission)	0.70597	0.70597	0.70597	0.70597	0.70597	0.70597	0.70597	0.70597	0.70597	0.70597	0.70597	0.70597	0.70597
31	Jurisdictional Recoverable Costs (A&G) (Line 13 X Line 27)	\$5,721	\$23,324	\$26,799	\$20,606	\$55,847	\$35,068	\$42,350	\$23,477	\$35,014	\$81,981	\$18,938	\$14,002	\$383,127
32	Jurisdictional Recoverable Costs (Distribution) (Line 17 X Line 28)	0	0	0	0	0	0	0	0	0	0	0	0	0
33	Jurisdictional Recoverable Costs (Nucl - Production - Base) (Line 21 X Line 29)	0	0	0	0	0	0	0	0	0	0	0	378,605	378,605
34	Jurisdictional Recoverable Costs (Transmission) (Line 25 X Line 30)	0	0	0	0	0	0	0	0	0	0	0	0	0
35	Total Jurisdictional CCRC Recoverable O&M Costs	\$5,721	\$23,324	\$26,799	\$20,606	\$55,847	\$35,068	\$42,350	\$23,477	\$35,014	\$81,981	\$18,938	\$392,607	\$761,731
36	Prior Period Unrecovered O&M Balance Eligible for Interest	\$166,588	\$144,785	\$122,983	\$101,180	\$79,377	\$57,576	\$35,772	\$13,969	(\$7,833)	(\$29,636)	(\$51,439)	(\$73,241)	(\$95,044)
37	Prior Period O&M Costs Recovered	\$261,632	\$21,803	\$21,803	\$21,803	\$21,803	\$21,803	\$21,803	\$21,803	\$21,803	\$21,803	\$21,803	\$21,803	\$21,803
38	Prior Month Under/(Over) Recovery (Prior Month Line 45)	\$0	(\$14,660)	(\$847)	\$1,059	(\$3,774)	\$24,545	\$10,316	\$19,413	\$282	\$10,516	\$50,351	(\$5,685)	
39	Balance Eligible for Interest	\$166,588	\$150,506	\$137,367	\$141,517	\$141,378	\$171,649	\$209,459	\$240,322	\$261,409	\$274,902	\$345,596	\$393,082	\$758,201
40	Average Unamortized Balance	\$158,547	\$143,936	\$139,442	\$141,447	\$158,513	\$180,554	\$224,890	\$250,865	\$268,156	\$310,249	\$369,339	\$575,641	
41	Monthly Commercial Paper Rate	0.06%	0.06%	0.05%	0.04%	0.03%	0.03%	0.03%	0.02%	0.02%	0.02%	0.02%	0.02%	
42	Interest Provision	\$88	\$92	\$76	\$56	\$46	\$52	\$61	\$57	\$53	\$67	\$65	\$96	
43	Total O&M Costs and Interest (Line 35 + Line 42)	\$5,808	\$23,416	\$26,875	\$20,661	\$55,892	\$35,120	\$42,411	\$23,534	\$35,067	\$82,037	\$19,002	\$392,703	\$762,529
44	Total Jurisdictional O&M Costs From Most Recent Projection (Order No. PSC 08-0749-FOF-EI)	\$20,469	\$24,264	\$25,816	\$24,435	\$31,348	\$24,804	\$22,999	\$23,252	\$24,551	\$31,687	\$24,688	\$25,816	\$304,128
45	Difference (Line 43 - 44)	(\$14,660)	(\$847)	\$1,059	(\$3,774)	\$24,545	\$10,316	\$19,413	\$282	\$10,516	\$50,351	(\$5,685)	\$366,887	\$458,401

Note - Line 36 and Line 37 Beginning Balances include:
2007 O&M (T-1, Line 3)
2008 O&M (AE-1T-1, Line 3)

2007 - 2008 Actual/Estimate	2007 - 2008 True Ups
\$0	\$0
\$261,632	\$166,588
\$261,632	\$166,588

REDACTED

CRYSTAL RIVER UNIT 3 UPRATE
Site Selection, Preconstruction Costs, and Carrying Costs on Construction Cost Balance
Final True-up Filing: Variance in CCRC Recoverable O&M Expenditures

Schedule T-4A

EXPLANATION: Provide variance explanations comparing the annual system total expenditures shown on Schedule T-4 with the expenditures approved by the Commission on Schedule AE-4. This schedule is not required if Schedules T-4 and AE-4 for the year are not filed.

[25-6.0423 (5)(c)1.a.,F.A.C.]
[25-6.0423 (2)(i),F.A.C.]
[25-6.0423 (5)(b),F.A.C.]
[25-6.0423 (8)(d),F.A.C.]

COMPANY:
Progress Energy - FL
DOCKET NO.:
100009-EI

For Year Ended 12/31/2009

Line No.	Description	(A) System Actual/Estimated	(B) System Final	(C) Variance Amount	(D) Explanation
1	Accounting	\$44,275	\$47,328	\$3,053	
2	Corporate Communications	0	0	0	
3	Corporate Planning	70,974	84,463	13,489	
4	Corporate Services	0	0	0	
5	External Relations	0	0	0	
6	Human Resources	0	0	0	
7	IT & Telecom	0	0	0	
8	Legal	188,311	270,987	82,676	
9	Project Assurance	57,906	52,592	(5,314)	
10	Tax	0	0	0	
11	Energy Delivery Florida	(29,711)	0	29,711	
12	Nuclear Generation	634,948	439,997	(194,951)	Variance due to lower than anticipated obsolete inventory expense associated with Low Pressure Turbine work that was deferred until Phase 3.
13	Transmission	0	0	0	
14	Other	(85,031)	0	85,031	
15	System Site Selection O&M	\$881,673	\$895,367	\$13,695	

Note: O&M amounts above do not include credits for joint owner billings.

REDACTED

CRYSTAL RIVER UNIT 3 UPRATE

Site Selection, Preconstruction Costs, and Carrying Costs on Construction Cost Balance Final True-up Filing: O&M Expenditures Allocated or Assigned to Other Recovery Mechanisms

Schedule T-5

EXPLANATION: Provide the calculation of the monthly operation and maintenance (O&M) not included for recovery on Schedule T-4. This schedule is not required if no costs were approved for recovery and no costs are being requested on Schedule T-4. By primary function, list and describe the components and levels, identify supporting schedule and line.

[25-6-0423 (5)(c)1.a., F.A.C.]
[25-6-0423 (2)(i), F.A.C.]
[25-6-0423 (5)(b), F.A.C.]
[25-6-0423 (6)(d), F.A.C.]

COMPANY:
Progress Energy - FL
DOCKET NO.:
100009-EI

For Year Ended 12/31/2009

Line No.	Description	(A) Actual January	(B) Actual February	(C) Actual March	(D) Actual April	(E) Actual May	(F) Actual June	(G) Actual July	(H) Actual August	(I) Actual September	(J) Actual October	(K) Actual November	(L) Actual December	(M) 12 Month Total
Construction O&M Expenditures														
1	Accounting	\$0	\$0	\$0	\$0	\$0	\$0	\$0	\$0	\$0	\$0	\$0	\$0	\$0
2	Corporate Communications	0	0	0	0	0	0	0	0	0	0	0	0	0
3	Corporate Planning	0	0	0	0	0	0	0	0	0	0	0	0	0
4	Corporate Services	0	0	0	0	0	0	0	0	0	0	0	0	0
5	External Relations	0	0	0	0	0	0	0	0	0	0	0	0	0
6	Human Resources	0	0	0	0	0	0	0	0	0	0	0	0	0
7	IT & Telecom	0	0	0	0	0	0	0	0	0	0	0	0	0
8	Legal	0	0	355	0	0	0	0	0	0	0	0	0	355
9	Project Assurance	0	0	0	0	0	0	0	0	0	0	0	0	0
10	Tax	0	0	0	0	0	0	0	0	0	0	0	0	0
11	Joint Owner Credit	0	0	0	0	0	0	0	0	0	0	0	0	0
12	Other	0	0	0	0	0	0	0	0	0	0	0	0	0
13	Subtotal A&G	\$0	\$0	\$355	\$0	\$0	\$0	\$0	\$0	\$0	\$0	\$0	\$0	\$355
14	Energy Delivery Florida	\$0	\$0	\$0	\$0	\$0	\$0	\$0	\$0	\$0	\$0	\$0	\$0	\$0
15	Joint Owner Credit	0	0	0	0	0	0	0	0	0	0	0	0	0
16	Other	0	0	0	0	0	0	0	0	0	0	0	0	0
17	Subtotal Energy Delivery Florida	\$0	\$0	\$0	\$0	\$0	\$0	\$0	\$0	\$0	\$0	\$0	\$0	\$0
18	Nuclear Generation	\$0	\$0	\$0	\$0	\$0	\$0	\$0	\$0	\$0	\$0	\$0	\$0	\$0
19	Joint Owner Credit	0	0	0	0	0	0	0	0	0	0	0	0	0
20	Other	0	0	0	0	0	0	0	0	0	0	0	0	0
21	Subtotal Nuclear Generation	\$0	\$0	\$0	\$0	\$0	\$0	\$0	\$0	\$0	\$0	\$0	\$0	\$0
22	Transmission	\$0	\$0	\$0	\$0	\$0	\$0	\$0	\$0	\$0	\$0	\$0	\$0	\$0
23	Joint Owner Credit	0	0	0	0	0	0	0	0	0	0	0	0	0
24	Other	0	0	0	0	0	0	0	0	0	0	0	0	0
25	Subtotal Transmission	\$0	\$0	\$0	\$0	\$0	\$0	\$0	\$0	\$0	\$0	\$0	\$0	\$0
26	Total O&M Costs	\$0	\$0	\$355	\$0	\$0	\$0	\$0	\$0	\$0	\$0	\$0	\$0	\$355
27	Jurisdictional Factor (A&G)	0.91670	0.91670	0.91670	0.91670	0.91670	0.91670	0.91670	0.91670	0.91670	0.91670	0.91670	0.91670	0.91670
28	Jurisdictional Factor (Distribution)	0.99597	0.99597	0.99597	0.99597	0.99597	0.99597	0.99597	0.99597	0.99597	0.99597	0.99597	0.99597	0.99597
29	Jurisdictional Factor (Nuclear - Production - Base)	0.93753	0.93753	0.93753	0.93753	0.93753	0.93753	0.93753	0.93753	0.93753	0.93753	0.93753	0.93753	0.93753
30	Jurisdictional Factor (Transmission)	0.70597	0.70597	0.70597	0.70597	0.70597	0.70597	0.70597	0.70597	0.70597	0.70597	0.70597	0.70597	0.70597
31	Jurisdictional Recoverable Costs (A&G) (Line 13 X Line 27)	\$0	\$0	\$325	\$0	\$0	\$0	\$0	\$0	\$0	\$0	\$0	\$0	\$325
32	Jurisdictional Recoverable Costs (Distribution) (Line 17 X Line 28)	0	0	0	0	0	0	0	0	0	0	0	0	0
33	Jurisdictional Recoverable Costs (Nucl - Production - Base) (Line 21 X Line 29)	0	0	0	0	0	0	0	0	0	0	0	0	0
34	Jurisdictional Recoverable Costs (Transmission) (Line 25 X Line 30)	0	0	0	0	0	0	0	0	0	0	0	0	0
35	Total Jurisdictional Recoverable O&M Costs	\$0	\$0	\$325	\$0	\$0	\$0	\$0	\$0	\$0	\$0	\$0	\$0	\$325
36	Total Jurisdictional O&M Costs From Most Recent Projection	\$0	\$0	\$0	\$0	\$0	\$0	\$0	\$0	\$0	\$0	\$0	\$0	\$0
37	Difference (Line 35 - 36)	\$0	\$0	\$325	\$0	\$0	\$0	\$0	\$0	\$0	\$0	\$0	\$0	\$325

Note: This schedule is for informational purposes only and the data is excluded from the revenue requirements calculation.

REDACTED

**CRYSTAL RIVER UNIT 3 UPRATE
Site Selection, Preconstruction Costs, and Carrying Costs on Construction Cost Balance
Final True-up Filing: Site Selection Category - Monthly Capital Additions/Expenditures**

Schedule T-6.1

EXPLANATION: Provide the monthly plant additions by major tasks performed within Site Selection category for the year.
All Site Selection costs also included in Preconstruction costs or Construction costs must be identified.
List generation related expenses separate from transmission related expenses.

[25-6.0423 (5)(c)1.a.,F.A.C.]
[25-6.0423 (2)(f),F.A.C.]
[25-6.0423 (5)(a),F.A.C.]
[25-6.0423 (8)(d),F.A.C.]

COMPANY:
Progress Energy - FL
DOCKET NO.:
100009-EI

For Year Ended: 12/31/2009

Line No.	Description	(A) Beginning Balance	(B) Actual January	(C) Actual February	(D) Actual March	(E) Actual April	(F) Actual May	(G) Actual June	(H) 6 Month Total Additions
1 Site Selection Additions:									
2 Generation:									
3	License Application	\$0	\$0	\$0	\$0	\$0	\$0	\$0	\$0
4	Engineering, Design & Procurement	0	0	0	0	0	0	0	0
5	Permitting	0	0	0	0	0	0	0	0
6	Clearing, Grading, and Excavation	0	0	0	0	0	0	0	0
7	On-Site Construction Facilities	0	0	0	0	0	0	0	0
8	Total System Generation Site Selection Cost Additions [Note 1]	\$0	\$0	\$0	\$0	\$0	\$0	\$0	\$0
9 Adjustments:									
10	Non-Cash Accruals	\$0	\$0	\$0	\$0	\$0	\$0	\$0	\$0
11	Joint Owner Credit	0	0	0	0	0	0	0	0
12	Other	0	0	0	0	0	0	0	0
13	Adjusted System Generation Site Selection Cost Additions [Note 2]	\$0	\$0	\$0	\$0	\$0	\$0	\$0	\$0
14	Jurisdictional Factor	0.93753	0.93753	0.93753	0.93753	0.93753	0.93753	0.93753	0.93753
15	Jurisdictional Generation Site Selection Capital Additions	\$0	\$0	\$0	\$0	\$0	\$0	\$0	\$0
16 Transmission:									
17	Line Engineering	\$0	\$0	\$0	\$0	\$0	\$0	\$0	\$0
18	Substation Engineering	0	0	0	0	0	0	0	0
19	Clearing	0	0	0	0	0	0	0	0
20	Other	0	0	0	0	0	0	0	0
21	Total System Transmission Site Selection Cost Additions [Note 1]	\$0	\$0	\$0	\$0	\$0	\$0	\$0	\$0
22 Adjustments:									
23	Non-Cash Accruals	\$0	\$0	\$0	\$0	\$0	\$0	\$0	\$0
24	Joint Owner Credit	0	0	0	0	0	0	0	0
25	Other	0	0	0	0	0	0	0	0
26	Adjusted System Transmission Site Selection Cost Additions [Note 2]	\$0	\$0	\$0	\$0	\$0	\$0	\$0	\$0
27	Jurisdictional Factor	0.70597	0.70597	0.70597	0.70597	0.70597	0.70597	0.70597	0.70597
28	Jurisdictional Transmission Site Selection Capital Additions	\$0	\$0	\$0	\$0	\$0	\$0	\$0	\$0
29	Total Jurisdictional Site Selection Cost Additions (Lines 15 + 28)	\$0	\$0	\$0	\$0	\$0	\$0	\$0	\$0

Note 1: Lines 8 and 21 represent capital expenditures on an accrual basis, gross of joint owner billings and exclude AFUDC.
Note 2: Lines 13 and 26 represent capital expenditures on a cash basis, net of joint owner billings.

REDACTED

**CRYSTAL RIVER UNIT 3 UPRATE
Site Selection, Preconstruction Costs, and Carrying Costs on Construction Cost Balance
Final True-up Filing: Site Selection Category - Monthly Capital Additions/Expenditures**

Schedule T-6.1

EXPLANATION: Provide the monthly plant additions by major tasks performed within Site Selection category for the year.
All Site Selection costs also included in Preconstruction costs or Construction costs must be identified.
List generation related expenses separate from transmission related expenses.

[25-6.0423 (5)(c)1 a., F.A.C.]
[25-6.0423 (2)(f), F.A.C.]
[25-6.0423 (5)(a), F.A.C.]
[25-6.0423 (8)(d), F.A.C.]

COMPANY: Progress Energy - FL
DOCKET NO.: 100009-EI

For Year Ended: 12/31/2009

Line No.	Description	(H) Actual July	(I) Actual August	(J) Actual September	(K) Actual October	(L) Actual November	(M) Actual December	(N) 12 Month Total	(O) Ending Balance
1 Site Selection Additions:									
2 Generation:									
3	License Application	\$0	\$0	\$0	\$0	\$0	\$0	\$0	\$0
4	Engineering, Design & Procurement	0	0	0	0	0	0	0	0
5	Permitting	0	0	0	0	0	0	0	0
6	Clearing, Grading, and Excavation	0	0	0	0	0	0	0	0
7	On-Site Construction Facilities	0	0	0	0	0	0	0	0
8	Total System Generation Site Selection Cost Additions [Note 1]	\$0	\$0	\$0	\$0	\$0	\$0	\$0	\$0
9 Adjustments:									
10	Non-Cash Accruals	\$0	\$0	\$0	\$0	\$0	\$0	\$0	\$0
11	Joint Owner Credit	0	0	0	0	0	0	0	0
12	Other	0	0	0	0	0	0	0	0
13	Adjusted System Generation Site Selection Cost Additions [Note 2]	\$0	\$0	\$0	\$0	\$0	\$0	\$0	\$0
14	Jurisdictional Factor	0.93753	0.93753	0.93753	0.93753	0.93753	0.93753	0.93753	0.93753
15	Jurisdictional Generation Site Selection Capital Additions	\$0	\$0	\$0	\$0	\$0	\$0	\$0	\$0
16 Transmission:									
17	Line Engineering	\$0	\$0	\$0	\$0	\$0	\$0	\$0	\$0
18	Substation Engineering	0	0	0	0	0	0	0	0
19	Clearing	0	0	0	0	0	0	0	0
20	Other	0	0	0	0	0	0	0	0
21	Total System Transmission Site Selection Cost Additions [Note 1]	\$0	\$0	\$0	\$0	\$0	\$0	\$0	\$0
22 Adjustments:									
23	Non-Cash Accruals	\$0	\$0	\$0	\$0	\$0	\$0	\$0	\$0
24	Joint Owner Credit	0	0	0	0	0	0	0	0
25	Other	0	0	0	0	0	0	0	0
26	Adjusted System Transmission Site Selection Cost Additions [Note 2]	\$0	\$0	\$0	\$0	\$0	\$0	\$0	\$0
27	Jurisdictional Factor	0.70597	0.70597	0.70597	0.70597	0.70597	0.70597	0.70597	0.70597
28	Jurisdictional Transmission Site Selection Capital Additions	\$0	\$0	\$0	\$0	\$0	\$0	\$0	\$0
29	Total Jurisdictional Site Selection Cost Additions (Lines 15 + 28)	\$0	\$0	\$0	\$0	\$0	\$0	\$0	\$0

Note 1: Lines 8 and 21 represent capital expenditures on an accrual basis, gross of joint owner billings and exclude AFUDC.
Note 2: Lines 13 and 26 represent capital expenditures on a cash basis, net of joint owner billings.

REDACTED

**CRYSTAL RIVER UNIT 3 UPRATE
Site Selection, Preconstruction Costs, and Carrying Costs on Construction Cost Balance
Final True-up Filing: Preconstruction Category - Monthly Capital Additions/Expenditures**

Schedule T-6.2

EXPLANATION: Provide the monthly plant additions by major tasks performed within Preconstruction category for the year.
All Preconstruction costs also included in Site Selection costs or Construction costs must be identified.
List generation related expenses separate from transmission related expenses.

[25-6.0423 (5)(c)1.a., F.A.C.]
[25-6.0423 (2)(g), F.A.C.]
[25-6.0423 (5)(a), F.A.C.]
[25-6.0423 (8)(d), F.A.C.]

COMPANY:
Progress Energy - FL
DOCKET NO.:
100009-EI

For Year Ended: 12/31/2009

Line No.	Description	(A) Beginning Balance	(B) Actual January	(C) Actual February	(D) Actual March	(E) Actual April	(F) Actual May	(G) Actual June	(H) 6 Month Total Additions
1 Preconstruction Additions:									
2 Generation:									
3	License Application	\$0	\$0	\$0	\$0	\$0	\$0	\$0	\$0
4	Engineering, Design & Procurement	0	0	0	0	0	0	0	0
5	Permitting	0	0	0	0	0	0	0	0
6	Clearing, Grading, and Excavation	0	0	0	0	0	0	0	0
7	On-Site Construction Facilities	0	0	0	0	0	0	0	0
8	Total System Generation Preconstruction Cost Additions [Note 1]	\$0	\$0	\$0	\$0	\$0	\$0	\$0	\$0
9 Adjustments:									
10	Non-Cash Accruals	\$0	\$0	\$0	\$0	\$0	\$0	\$0	\$0
11	Joint Owner Credit	0	0	0	0	0	0	0	0
12	Other	0	0	0	0	0	0	0	0
13	Adjusted System Generation Preconstruction Cost Additions [Note 2]	\$0	\$0	\$0	\$0	\$0	\$0	\$0	\$0
14	Jurisdictional Factor	0.93753	0.93753	0.93753	0.93753	0.93753	0.93753	0.93753	0.93753
15	Jurisdictional Generation Preconstruction Capital Additions	\$0	\$0	\$0	\$0	\$0	\$0	\$0	\$0
16 Transmission:									
17	Line Engineering	\$0	\$0	\$0	\$0	\$0	\$0	\$0	\$0
18	Substation Engineering	0	0	0	0	0	0	0	0
19	Clearing	0	0	0	0	0	0	0	0
20	Other	0	0	0	0	0	0	0	0
21	Total System Transmission Preconstruction Cost Additions [Note 1]	\$0	\$0	\$0	\$0	\$0	\$0	\$0	\$0
22 Adjustments:									
23	Non-Cash Accruals	\$0	\$0	\$0	\$0	\$0	\$0	\$0	\$0
24	Joint Owner Credit	0	0	0	0	0	0	0	0
25	Other	0	0	0	0	0	0	0	0
26	Adjusted System Transmission Preconstruction Cost Additions [Note 2]	\$0	\$0	\$0	\$0	\$0	\$0	\$0	\$0
27	Jurisdictional Factor	0.70597	0.70597	0.70597	0.70597	0.70597	0.70597	0.70597	0.70597
28	Jurisdictional Transmission Preconstruction Capital Additions	\$0	\$0	\$0	\$0	\$0	\$0	\$0	\$0
29	Total Jurisdictional Preconstruction Cost Additions (Lines 15 + 28)	\$0	\$0	\$0	\$0	\$0	\$0	\$0	\$0

Note 1: Lines 8 and 21 represent capital expenditures on an accrual basis, gross of joint owner billings and exclude AFUDC.

Note 2: Lines 13 and 26 represent capital expenditures on a cash basis, net of joint owner billings.

REDACTED

**CRYSTAL RIVER UNIT 3 UPRATE
Site Selection, Preconstruction Costs, and Carrying Costs on Construction Cost Balance
Final True-up Filing: Preconstruction Category - Monthly Capital Additions/Expenditures**

Schedule T-6.2

EXPLANATION: Provide the monthly plant additions by major tasks performed within Preconstruction category for the year.
All Preconstruction costs also included in Site Selection costs or Construction costs must be identified.
List generation related expenses separate from transmission related expenses.

[25-6.0423 (5)(c)1.a.,F.A.C.]
[25-6.0423 (2)(g),F.A.C.]
[25-6.0423 (5)(a),F.A.C.]
[25-6.0423 (8)(o),F.A.C.]

COMPANY: Progress Energy - FL
DOCKET NO.: 100009-EI

For Year Ended: 12/31/2009

Line No.	Description	(H) Actual July	(I) Actual August	(J) Actual September	(K) Actual October	(L) Actual November	(M) Actual December	(N) 12 Month Total	(O) Ending Balance
1 Preconstruction Additions:									
2 Generation:									
3	License Application	\$0	\$0	\$0	\$0	\$0	\$0	\$0	\$0
4	Engineering, Design & Procurement	0	0	0	0	0	0	0	0
5	Permitting	0	0	0	0	0	0	0	0
6	Clearing, Grading, and Excavation	0	0	0	0	0	0	0	0
7	On-Site Construction Facilities	0	0	0	0	0	0	0	0
8	Total System Generation Preconstruction Cost Additions [Note 1]	\$0	\$0	\$0	\$0	\$0	\$0	\$0	\$0
9 Adjustments:									
10	Non-Cash Accruals	\$0	\$0	\$0	\$0	\$0	\$0	\$0	\$0
11	Joint Owner Credit	0	0	0	0	0	0	0	0
12	Other	0	0	0	0	0	0	0	0
13	Adjusted System Generation Preconstruction Cost Additions [Note 2]	\$0	\$0	\$0	\$0	\$0	\$0	\$0	\$0
14	Jurisdictional Factor	0.93753	0.93753	0.93753	0.93753	0.93753	0.93753	0.93753	0.93753
15	Jurisdictional Generation Preconstruction Capital Additions	\$0	\$0	\$0	\$0	\$0	\$0	\$0	\$0
16 Transmission:									
17	Line Engineering	\$0	\$0	\$0	\$0	\$0	\$0	\$0	\$0
18	Substation Engineering	0	0	0	0	0	0	0	0
19	Clearing	0	0	0	0	0	0	0	0
20	Other	0	0	0	0	0	0	0	0
21	Total System Transmission Preconstruction Cost Additions [Note 1]	\$0	\$0	\$0	\$0	\$0	\$0	\$0	\$0
22 Adjustments:									
23	Non-Cash Accruals	\$0	\$0	\$0	\$0	\$0	\$0	\$0	\$0
24	Joint Owner Credit	0	0	0	0	0	0	0	0
25	Other	0	0	0	0	0	0	0	0
26	Adjusted System Transmission Preconstruction Cost Additions [Note 2]	\$0	\$0	\$0	\$0	\$0	\$0	\$0	\$0
27	Jurisdictional Factor	0.70597	0.70597	0.70597	0.70597	0.70597	0.70597	0.70597	0.70597
28	Jurisdictional Transmission Preconstruction Capital Additions	\$0	\$0	\$0	\$0	\$0	\$0	\$0	\$0
29	Total Jurisdictional Preconstruction Cost Additions (Lines 15 + 28)	\$0	\$0	\$0	\$0	\$0	\$0	\$0	\$0

Note 1: Lines 8 and 21 represent capital expenditures on an accrual basis, gross of joint owner billings and exclude AFUDC.
Note 2: Lines 13 and 25 represent capital expenditures on a cash basis, net of joint owner billings.

REDACTED

**CRYSTAL RIVER UNIT 3 UPRATE
Site Selection, Preconstruction Costs, and Carrying Costs on Construction Cost Balance
Final True-up Filing: Construction Category - Monthly Capital Additions/Expenditures**

Schedule T-6.3

EXPLANATION: Provide the monthly plant additions by major tasks performed within Construction category for the year.
All Construction costs also included in Site Selection costs or Preconstruction costs must be identified.
List generation related expenses separate from transmission related expenses.

[25-6.0423 (5)(c)1.a., F.A.C.]
[25-6.0423 (2)(i), F.A.C.]
[25-6.0423 (5)(b), F.A.C.]
[25-6.0423 (8)(d), F.A.C.]

COMPANY:
Progress Energy - FL
DOCKET NO.:
100009-EI

For Year Ended: 12/31/2009

Line No.	Description	(A) Beginning Balance	(B) Actual January	(C) Actual February	(D) Actual March	(E) Actual April	(F) Actual May	(G) Actual June	(H) 6 Month Total Additions
1 Construction Additions:									
2 Generation:									
3	License Application	\$0	\$30,619	\$1,722,961	\$14,283,461	\$111,338	(\$20,496)	\$1,082,823	\$17,210,707
4	Real Estate Acquisitions	0	0	0	0	0	0	0	0
5	Project Management	10,184,914	457,871	622,108	1,319,732	1,143,648	1,327,454	1,467,817	6,338,629
6	Permanent Staff/Training	0	0	0	0	0	0	0	0
7	Site Preparation	0	0	0	0	0	0	0	0
8	Permitting	0	15,343	24,047	307,374	93,515	61,442	(6,903)	494,818
9	On-Site Construction Facilities	0	3,468	80,504	186,850	39,083	182,692	369,330	861,927
10	Power Block Engineering, Procurement, etc.	95,322,451	800,749	4,757,721	(11,184,416)	8,799,482	3,766,463	7,425,380	14,365,380
11	Non-Power Block Engineering, Procurement, etc.	450,527	41,056	(325)	62,584	431,614	29,961	169,433	734,323
12	Total System Generation Preconstruction Cost Additions [Note 1]	\$105,957,892	\$1,349,107	\$7,207,016	\$4,975,585	\$10,618,680	\$5,347,516	\$10,507,879	\$40,005,763
13 Adjustments:									
14	Non-Cash Accruals	(\$15,881,334)	\$17,036,042	(\$3,685,772)	\$1,924,062	(\$5,467,284)	\$613,052	(\$2,843,754)	\$7,576,346
15	Joint Owner Credit	(8,517,087)	(107,927)	(582,841)	(341,062)	(836,675)	(578,827)	(675,327)	(3,132,660)
16	Other	(500,100)	(88,141)	(623,174)	(1,534,952)	(657,958)	(603,380)	(1,581,053)	(5,088,658)
17	Adjusted System Generation Construction Cost Additions [Note 2]	\$81,059,371	\$18,189,081	\$2,305,229	\$5,023,633	\$3,656,763	\$4,778,361	\$5,407,744	\$39,360,812
18	Jurisdictional Factor	0.93753	0.93753	0.93753	0.93753	0.93753	0.93753	0.93753	0.93753
19	Jurisdictional Generation Construction Capital Additions	\$75,995,592	\$17,052,809	\$2,161,222	\$4,709,806	\$3,428,325	\$4,479,857	\$5,069,923	\$36,901,942
20 Transmission:									
21	Line Engineering	\$0	\$0	\$0	\$0	\$0	\$0	\$0	\$0
22	Substation Engineering	0	0	0	0	0	0	0	0
23	Real Estate Acquisition	0	0	0	0	0	0	0	0
24	Line Construction	0	0	0	0	0	0	0	0
25	Substation Construction	0	0	0	0	0	0	0	0
26	Other	0	0	0	0	0	0	0	0
27	Total System Transmission Preconstruction Cost Additions [Note 1]	\$0	\$0	\$0	\$0	\$0	\$0	\$0	\$0
28 Adjustments:									
29	Non-Cash Accruals	\$0	\$0	\$0	\$0	\$0	\$0	\$0	\$0
30	Joint Owner Credit	0	0	0	0	0	0	0	0
31	Other	0	0	0	0	0	0	0	0
32	Adjusted System Transmission Preconstruction Cost Additions [Note 2]	\$0	\$0	\$0	\$0	\$0	\$0	\$0	\$0
33	Jurisdictional Factor	0.70597	0.70597	0.70597	0.70597	0.70597	0.70597	0.70597	0.70597
34	Jurisdictional Transmission Construction Capital Additions	\$0	\$0	\$0	\$0	\$0	\$0	\$0	\$0
35	Total Jurisdictional Construction Cost Additions (Lines 17 + 32)	\$75,995,592	\$17,052,809	\$2,161,222	\$4,709,806	\$3,428,325	\$4,479,857	\$5,069,923	\$36,901,942

Note 1: Lines 12 and 27 represent capital expenditures on an accrual basis, gross of joint owner billings and exclude AFUDC.
Note 2: Lines 17 and 32 represent capital expenditures on a cash basis, net of joint owner billings.

REDACTED

**CRYSTAL RIVER UNIT 3 UPRATE
Site Selection, Preconstruction Costs, and Carrying Costs on Construction Cost Balance
Final True-up Filing: Construction Category - Monthly Capital Additions/Expenditures**

Schedule T-6.3

EXPLANATION: Provide the monthly plant additions by major tasks performed within Construction category for the year.
All Construction costs also included in Site Selection costs or Preconstruction costs must be identified.
List generation related expenses separate from transmission related expenses.

[25-6.0423 (5)(c)1.a.,F.A.C.]
[25-6.0423 (2)(i),F.A.C.]
[25-6.0423 (5)(b),F.A.C.]
[25-6.0423 (8)(d),F.A.C.]

COMPANY:
Progress Energy - FL
DOCKET NO.:
100009-EI

For Year Ended: 12/31/2009

Line No.	Description *	(H) Actual July	(I) Actual August	(J) Actual September	(K) Actual October	(L) Actual November	(M) Actual December	(N) 12 Month Total	(O) Ending Balance
1 Construction Additions:									
2 Generation:									
3	License Application	\$215,198	\$549,167	\$257,636	\$289,549	\$838,375	\$656,207	\$20,016,839	\$20,016,839
4	Real Estate Acquisitions	0	0	0	0	0	0	0	0
5	Project Management	1,857,130	1,564,763	2,659,261	3,438,732	3,606,277	1,689,365	21,154,156	31,338,070
6	Permanent Staff/Training	0	0	0	0	0	0	0	0
7	Site Preparation	0	0	0	0	0	0	0	0
8	Permitting	35,988	(2,534)	163,529	43,031	9,671	137,501	882,003	882,003
9	On-Site Construction Facilities	(227,415)	62,749	99,263	221,394	119,886	66,151	1,203,955	1,203,955
10	Power Block Engineering, Procurement, etc.	1,854,233	7,195,316	10,578,294	19,804,516	9,394,120	8,051,140	71,243,000	166,565,451
11	Non-Power Block Engineering, Procurement, etc.	463,056	309,444	162,324	1,251,708	222,859	496,826	3,640,540	4,091,067
12	Total System Generation Preconstruction Cost Additions [Note 1]	\$4,198,189	\$9,678,905	\$13,920,307	\$25,048,929	\$14,191,189	\$11,097,190	\$118,140,493	\$224,098,385
13 Adjustments:									
14	Non-Cash Accruals	\$4,712,042	(\$1,422,635)	\$2,899,044	(\$12,349,134)	\$5,117,939	(\$70,958)	\$6,462,646	(\$9,418,688)
15	Joint Owner Credit	(302,477)	(763,611)	(1,097,565)	(1,854,621)	(1,242,910)	(846,861)	(9,240,705)	(17,757,792)
16	Other	1,243,371	(1,267,339)	(3,489,227)	(7,582,355)	(3,076,961)	(2,815,135)	(22,076,305)	(22,576,405)
17	Adjusted System Generation Construction Cost Additions [Note 2]	\$9,851,125	\$6,225,320	\$12,232,560	\$3,262,819	\$14,989,257	\$7,364,236	\$93,286,129	\$174,345,500
18	Jurisdictional Factor	0.93753	0.93753	0.93753	0.93753	0.93753	0.93753	0.93753	0.93753
19	Jurisdictional Generation Construction Capital Additions	\$9,235,725	\$5,836,424	\$11,468,392	\$3,058,991	\$14,052,878	\$6,904,193	\$87,458,545	\$163,454,137
20 Transmission:									
21	Line Engineering	\$0	\$0	\$0	\$0	\$0	\$0	\$0	\$0
22	Substation Engineering	0	0	0	0	0	0	0	0
23	Real Estate Acquisition	0	0	0	0	0	0	0	0
24	Line Construction	0	0	0	0	0	0	0	0
25	Substation Construction	0	0	0	0	0	0	0	0
26	Other	0	0	0	0	0	0	0	0
27	Total System Transmission Preconstruction Cost Additions [Note 1]	\$0	\$0	\$0	\$0	\$0	\$0	\$0	\$0
28 Adjustments:									
29	Non-Cash Accruals	\$0	\$0	\$0	\$0	\$0	\$0	\$0	\$0
30	Joint Owner Credit	0	0	0	0	0	0	0	0
31	Other	0	0	0	0	0	0	0	0
32	Adjusted System Transmission Preconstruction Cost Additions [Note 2]	\$0	\$0	\$0	\$0	\$0	\$0	\$0	\$0
33	Jurisdictional Factor	0.70597	0.70597	0.70597	0.70597	0.70597	0.70597	0.70597	0.70597
34	Jurisdictional Transmission Construction Capital Additions	\$0	\$0	\$0	\$0	\$0	\$0	\$0	\$0
35	Total Jurisdictional Construction Cost Additions (Lines 17 + 32)	\$9,235,725	\$5,836,424	\$11,468,392	\$3,058,991	\$14,052,878	\$6,904,193	\$87,458,545	\$163,454,137

Note 1: Lines 12 and 27 represent capital expenditures on an accrual basis, gross of joint owner billings and exclude AFUDC.
Note 2: Lines 17 and 32 represent capital expenditures on a cash basis, net of joint owner billings.

REDACTED

CRYSTAL RIVER UNIT 3 UPRATE

Site Selection, Preconstruction Costs, and Carrying Costs on Construction Cost Balance

Final True-up Filing: Site Selection Category - Description of Monthly Cost Additions

Schedule T-6A.1

EXPLANATION: Provide a description of the major tasks performed within the Site Selection Cost category for the year. [25-6.0423 (5)(c)1 a.,F.A.C.]
List generation expenses separate from transmission in the same order appearing on Schedules T- 6.1. [25-6.0423 (2)(f),F.A.C.]
This schedule is not required if Schedule T-6.1 is not filed. [25-6.0423 (5)(a),F.A.C.]
[25-6.0423 (8)(d),F.A.C.]

COMPANY:
Progress Energy - FL

DOCKET NO.:
100009-EI

For Year Ended: 12/31/2009

T-6.1	
Line No.	Major Task & Description for amounts on Schedule T-6.1
	Description

Generation:

- 1 License Application Detailed on-site characterization for geological and environmental analysis, NRC Review fees, transmission deliverability analysis, etc.
- 2 Engineering & Design Engineering & Design associated with the Site Layout, Power Block and Non-Power Block facilities.
- 3 Permitting Obtain required permits for new plant (i.e. site certification permits, environmental permits, etc.)
- 4 Clearing, Grading and Excavation Clearing, grading, excavation, backfill, onsite disposal, drainage and erosion control. Construction park lots, laydown areas and access roads.
- 5 On-Site Construction Facilities Includes the installation of warehouses necessary during construction (electrical shop, carpenter shops, etc.), construction power and lighting.

Transmission:

- 6 Line Engineering Internal engineering labor, contracted engineering labor, corridor/route siting, survey and all other costs associated with engineering transmission lines.
- 7 Substation Engineering Internal engineering labor, contracted engineering labor and all other costs associated with substation and protection and control (relay) engineering.
- 8 Clearing Contracted costs associated with clearing acquired ROW for the construction of transmission lines, costs associated with building access roads to the ROW to ensure access for construction, operating and maintenance of transmission lines.
- 9 Other Project Management, project scheduling and controls, development of contracting strategies, legal and related overhead costs and other miscellaneous costs associated with transmission site selection.

REDACTED

CRYSTAL RIVER UNIT 3 UPRATE

Site Selection, Preconstruction Costs, and Carrying Costs on Construction Cost Balance

Schedule T-6A.2

Final True-up Filing; Preconstruction Category - Description of Monthly Cost Additions

EXPLANATION: Provide a description of the major tasks performed within the Preconstruction category for the year. [25-6.0423 (5)(c)1.a., F.A.C.]
List generation expenses separate from transmission in the same order appearing on Schedules T- 6.2. [25-6.0423 (2)(g), F.A.C.]
This schedule is not required if Schedule T-6.2 is not filed. [25-6.0423 (5)(a), F.A.C.]
[25-6.0423 (8)(d), F.A.C.]

COMPANY: Progress Energy - FL

DOCKET NO.: 100009-EI

For Year Ended: 12/31/2009

T-6.2	
Line No.	Major Task & Description for amounts on Schedule T-6.2
	Description

Generation:

- 1 License Application Detailed on-site characterization for geological and environmental analysis, NRC Review fees, transmission deliverability analysis, etc.
- 2 Engineering & Design Engineering & Design associated with the Site Layout, Power Block and Non-Power Block facilities.
- 3 Permitting Obtain required permits for new plant (i.e. site certification permits, environmental permits, etc.)
- 4 Clearing, Grading and Excavation Clearing, grading, excavation, backfill, onsite disposal, drainage and erosion control. Construction park lots, laydown areas and access roads.
- 5 On-Site Construction Facilities Includes the installation of warehouses necessary during construction (electrical shop, carpenter shops, etc.), construction power and lighting.

Transmission:

- 6 Line Engineering Internal engineering labor, contracted engineering labor, corridor/route siting, survey and all other costs associated with engineering transmission lines.
- 7 Substation Engineering Internal engineering labor, contracted engineering labor and all other costs associated with substation and protection and control (relay) engineering.
- 8 Clearing Contracted costs associated with clearing acquired ROW for the construction of transmission lines, costs associated with building access roads to the ROW to ensure access for construction, operating and maintenance of transmission lines.
- 9 Other Project Management, project scheduling and controls, development of contracting strategies, legal and related overhead costs and other miscellaneous costs associated with transmission pre-construction.

REDACTED

CRYSTAL RIVER UNIT 3 UPRATE
Site Selection, Preconstruction Costs, and Carrying Costs on Construction Cost Balance
Final True-up Filing: Construction Category - Description of Monthly Cost Additions

Schedule T-6A.3

EXPLANATION: Provide a description of the major tasks performed within the Construction category for the year. [25-6.0423 (5)(c)1.a.,F.A..C.]
List generation expenses separate from transmission in the same order appearing on Schedules T- 6.3. [25-6.0423 (2)(f),F.A..C.]
This schedule is not required if Schedule T-6.3 is not filed. [25-6.0423 (5)(b),F.A..C.]
[25-6.0423 (8)(d),F.A..C.]

COMPANY:

Progress Energy - FL

DOCKET NO.:

100009-EI

For Year Ended: 12/31/2009

T-6.3	
Line	Major Task & Description
No.	Description

Generation:

- | | | |
|---|--|--|
| 1 | License Application | Detailed on-site characterization for geological and environmental analysis, NRC Review fees, transmission deliverability analysis, etc. |
| 2 | Real Estate Acquisition | Land, Survey, Legal fees and commissions. |
| 3 | Project Management | Management oversight of construction, including, but not limited to engineering, quality assurance, field support and contract services. |
| 4 | Permanent Staff/Training | Obtain and train qualified staff by Fuel Load date. |
| 5 | Site Preparation | Design and construction of plant site preparations to support fabrication and construction. Remedial work for plant foundation and foundation substrata. |
| 6 | Permitting | Obtain required permits for new plant (i.e. site certification permits, environmental permits, etc.) |
| 7 | On-Site Construction Facilities | Includes the installation of warehouses necessary during construction (electrical shop, carpenter shops, etc.), construction power and lighting. |
| 8 | Power Block Engineering, Procurement, etc. | The cost of constructing and procuring the nuclear power block (reactor vessel, containment vessel, cooling towers, etc.) |
| 9 | Non-Power Block Engineering, Procurement, | Site permanent structures and facilities outside the Power Block, including structural, electrical, mechanical, civil and security items.
(Admin building, Training center, Security towers, Switchyard, Roads, Railroad, Barge facility, etc.) |

Transmission:

- | | | |
|----|-------------------------|---|
| 10 | Line Engineering | Internal engineering labor, contracted engineering labor, corridor/route siting, survey and all other costs associated with engineering transmission lines. |
| 11 | Substation Engineering | Internal engineering labor, contracted engineering labor and all other costs associated with substation and protection and control (relay) engineering. |
| 12 | Real Estate Acquisition | Land acquisition, survey, appraisal, title commitments, permitting, eminent domain support and ordinance review costs. |
| 13 | Line Construction | Contracted construction labor, structures and materials, equipment and all other costs associated with construction of transmission lines. |
| 14 | Substation Construction | Contracted construction labor, structures and materials, equipment and all other costs associated with substation and protection and control (relay) construction. |
| 15 | Other | Project Management, project scheduling and controls, development of contracting strategies, legal and related overhead costs and other miscellaneous costs associated with transmission construction. |

CRYSTAL RIVER UNIT 3 UPRATE

Site Selection, Preconstruction Costs, and Carrying Costs on Construction Cost Balance

Schedule T-6B.1

Final True-up Filing: Site Selection Costs: Variance in Plant Additions and Expenditures

EXPLANATION: Provide variance explanations comparing the annual system total expenditures shown on Schedule T-6.1 with the expenditures approved by the Commission on Schedule AE-6. List the Generation expenses separate from Transmission in the same order appearing on Schedule T-6.1. This schedule is not required if Schedule T-6.1 is not filed.

[25-6.0423 (5)(c)1.a., F.A.C.]
 [25-6.0423 (2)(f), F.A.C.]
 [25-6.0423 (5)(a), F.A.C.]
 [25-6.0423 (8)(d), F.A.C.]

COMPANY:

Progress Energy - FL

DOCKET NO.:

100009-E1

For Year Ended 12/31/2009

Line No.	Site Selection Major Task & Description for amounts on Schedule T-6.1	(A) System Estimated/Actual	(B) System Final	(C) Variance Amount	(D) Explanation
<u>Generation:</u>					
1	License Application	\$0	\$0	\$0	
2	Engineering, Design, & Procurement	0	0	0	
3	Permitting	0	0	0	
4	Clearing, Grading and Excavation	0	0	0	
5	On-Site Construction Facilities	0	0	0	
6	Total Generation Costs	\$0	\$0	\$0	
<u>Transmission:</u>					
7	Line Engineering	\$0	\$0	\$0	
8	Substation Engineering	0	0	0	
9	Clearing	0	0	0	
10	Other	0	0	0	
11	Total Transmission Costs	\$0	\$0	\$0	

CRYSTAL RIVER UNIT 3 UPRATE

Site Selection, Preconstruction Costs, and Carrying Costs on Construction Cost Balance

Schedule T-6B.2

Final True-up Filing: Preconstruction Category - Variance in Additions and Expenditures

EXPLANATION: Provide variance explanations comparing the annual system total expenditures shown on Schedule T-6.2 with the expenditures approved by the Commission on Schedule AE-6. List the Generation expenses separate from Transmission in the same order appearing on Schedule T-6.2. This schedule is not required if Schedule T-6.2 is not filed.

[25-6.0423 (5)(c)1.a.,F.A..C.]
 [25-6.0423 (2)(g),F.A..C.]
 [25-6.0423 (5)(a),F.A..C.]
 [25-6.0423 (8)(d),F.A..C.]

COMPANY:

Progress Energy - FL

DOCKET NO.:

100009-EI

For Year Ended 12/31/2009

Line No.	Preconstruction Major Task & Description for amounts on Schedule T-6.2	(A) System Estimated/Actual	(B) System Final	(C) Variance Amount	(D) Explanation
<u>Generation:</u>					
1	License Application	\$0	\$0	\$0	
2	Engineering, Design, & Procurement	0	0	0	
3	Permitting	0	0	0	
4	Clearing, Grading and Excavation	0	0	0	
5	On-Site Construction Facilities	0	0	0	
6	Total Generation Costs	\$0	\$0	\$0	
<u>Transmission:</u>					
7	Line Engineering	\$0	\$0	\$0	
8	Substation Engineering	0	0	0	
9	Clearing	0	0	0	
10	Other	0	0	0	
11	Total Transmission Costs	\$0	\$0	\$0	

CRYSTAL RIVER UNIT 3 UPRATE

**Site Selection, Preconstruction Costs, and Carrying Costs on Construction Cost Balance
Final True-up Filing: Construction Category - Variance in Additions and Expenditures**

Schedule T-6B.3

EXPLANATION: Provide variance explanations comparing the annual system total expenditures shown on Schedule T-6.3 with the expenditures approved by the Commission on Schedule AE-6. List the Generation expenses separate from Transmission in the same order appearing on Schedule T-6.3. This schedule is not required if Schedule T-6.3 is not filed.

[25-6.0423 (5)(c)1.a.,F.A..C.]
[25-6.0423 (2)(i),F.A..C.]
[25-6.0423 (5)(b),F.A..C.]
[25-6.0423 (8)(d),F.A..C.]

COMPANY:
Progress Energy - FL

DOCKET NO.:
100009-EI

For Year Ended 12/31/2009

Line No.	Construction Major Task & Description for amounts on Schedule T-6.3	(A) System Estimated/Actual	(B) System Final	(C) Variance Amount	(D) Explanation
<u>Generation:</u>					
1	License Application	\$16,277,263	\$20,016,839	\$3,739,576	Variance due to higher than originally anticipated costs for the License Amendment Request (LAR). Pursuant to industry standard best practices, a previously planned third party review recommended changes to the LAR to reduce NRC requests for additional information and enhance timely approval of the LAR.
2	Real Estate Acquisitions	0	0	0	
3	Project Management	39,666,137	21,154,156	(18,511,981)	This variance is primarily driven by implementation of a new, more accurate method for assigning costs into the categories for actuals. A more general method was used for the Estimated/Actual Filing.
4	Permanent Staff/Training	0	0	0	
5	Site Preparation	0	0	0	
6	Permitting	151,463	882,003	730,540	The variance is primarily due to unanticipated environmental permits to support the project and temporary facilities.
7	On-Site Construction Facilities	4,223,713	1,203,955	(3,019,758)	This variance is primarily driven by implementation of a new, more accurate method for assigning costs into the categories for actuals. A more general method was used for the Estimated/Actual Filing.
8	Power Block Engineering, Procurement, etc.	52,560,048	71,243,000	18,682,952	This variance is primarily driven by implementation of a new, more accurate method for assigning costs into the categories for actuals. A more general method was used for the Estimated/Actual Filing.
9	Non-Power Block Engineering, Procurement, etc.	4,658,928	3,640,540	(1,018,388)	This variance is primarily driven by scope and schedule changes associated with Point of Discharge/Cooling Tower work.
10	Total Generation Costs	\$117,537,552	\$118,140,493	\$602,941	
<u>Transmission:</u>					
11	Line Engineering	\$0	\$0	\$0	
12	Substation Engineering	0	0	0	
13	Real Estate Acquisition	0	0	0	
14	Line Construction	0	0	0	
15	Substation Construction	0	0	0	
16	Other	0	0	0	
17	Total Transmission Costs	\$0	\$0	\$0	

Note: Capital expenditure amounts above do not include credits for joint owner billings.

CRYSTAL RIVER UNIT 3 UPRATE
Site Selection/Pre-Construction Costs and Carrying Costs on Construction Cost Balance
True-up Filing: Contracts Executed

[Section (8)(c)]

Schedule T-7

FLORIDA PUBLIC SERVICE COMMISSION

EXPLANATION:

Provide a list of contracts executed in excess of \$1 million including, a description of the work, the dollar value and term of the contract, the method of vendor selection, the identity and affiliation of the vendor, and current status of the contract.

For the Year Ended:

12/31/2009

COMPANY:

Progress Energy - FL

DOCKET NO.:

100009-EI

REDACTED

(A)	(B)	(C)	(D)	(E)	(F)	(G)	(H)	(I)	(J)	(K)	
Line No.	Contract No.	Status of Contract	Original Term of Contract	Current Term of Contract	Original Amount	Actual Expended as of Prior Year End (2008)	Amount Expended in Current Year (2009)	Estimate of Final Contract Amount	Name of Contractor (and Affiliation if any)	Method of Selection & Document ID	Work Description
1	101659 WA 84	Executed							AREVA - NP	Sole Source - Original Equipment Manufacture	EPU NSSS Engineering, Fuel Eng. and LAR Support for CR3
2	342253	Executed							Thermal Engineering International (TEI)	RFP	Purchase of 4 moisture separator reheaters (MSRs)
3	101659 WA 93	Executed							Areva NP	RFP KS12007	EPU BOP
4	145569 WA 50	Executed							Siemens	RFP	CR3 turbine retrofit for EPU including supply of all equipment and installation.
5	355217	Executed							Yuba Heat Transfer Div.	RFP	CR3 Feedwater Heater and SC cooler replacement
6	384426	Executed							Bamhart Crane and Rigging Co.	RFP (RFP# KK01-2008)	Heavy hauling contract
7	47083-08	Executed							MHF Logistical Solutions	RFP (RFP# MT-08-001)	Radiation waste disposal
8	221186-24	Executed							Mesa Associates, Inc	RFP (RFP# SF6-2008)	Civil Engineering POD Cooling Tower
9	101659-93, Amd 7	Closed							Areva NP, Inc	RFP (RFP# SF7-2008)	Turbine Bypass Valves EC
10	3714, Amd 69-74 (72 & 74 apply to PEF)	Executed							Atlantic Group	Negotiated Fleet Contract	CR3 R16 EPU Implementation Labor and support.
11	418171	Executed							Modspace	RFP DH08-009	Lease of 2-story trailer #24 for EPU
12	101659 WA 84, Amd 7	Executed							AREVA - NP	Sole Source - Original Equipment Manufacture; continuation of work.	R17 EC packages
13	101659 WA 84, Amd 8	Executed							AREVA - NP	Sole Source - Original Equipment Manufacture; continuation of work.	R17 EC packages and LAR
14	101659 WA 93, Amd 9	Executed							Areva NP	RFP KS12007; continuation of work	R17 EC packages
15	3707, Amd 43	Executed							Barlett Nuclear	Award under a negotiated fleet contract.	EPU portion of HP/Decon for R16
16	450789	Executed							Bettle Plastics	Bid by Mesa Associates	Fiberglass reinforced piping for Helper Cooling Tower South
17	450795	Executed							ITT	Bid by Mesa Associates	4 intake pumps for HCTS
18	433059	Executed							EvapTech	RFP SF6-2008	CR3 Cooling Tower Construction

CRYSTAL RIVER UNIT 3 UPRATE
Site Selection/Pre-Construction Costs and Carrying Costs on Construction Cost Balance
True-up Filing: Contracts Executed

[Section (b)(c)]

Schedule T-7A

FLORIDA PUBLIC SERVICE COMMISSION

EXPLANATION:

Provide additional details of contracts executed in excess of \$1 million including, the nature and scope of the work, the nature of any affiliation with selected vendor, the method of vendor selection, brief description of vendor selection process, and current status of the contract.

COMPANY:

Progress Energy - FL

DOCKET NO.:

100009-EI

For the Year Ended:

12/31/2009

Contract No.:

101659 WA 84

Major Task or Tasks Associated With:

EPU NSSS Engineering, Fuel Eng, and LAR Support for CR3

Vendor Identity:

Areva NP, Inc.

Vendor Affiliation (specify 'direct' or 'indirect'):

Direct

Number of Vendors Solicited:

Sole Source

Number of Bids Received:

N/A

Brief Description of Selection Process:

N/A - OEM

Dollar Value:

[REDACTED]

Contract Status:

Executed

Term Begin:

[REDACTED]

Term End:

[REDACTED]

Nature and Scope of Work:

Contractor agrees to perform the following work more fully described in AREVA Proposal No. NSSSE06-1023.0 Revision 000 dated July 18, 2007 to furnish all engineering personnel and tools, engineering supervision and management, deliverable documents and required transportation necessary to perform the following functions in support of the Extended Power Uprate (EPU) Project Nuclear Steam Supply (NSSS) Portion for Crystal River Three (CR-3) Nuclear Power Station: Nuclear Steam Supply System (NSSS) Engineering, Fuel Engineering, Support of the Licensing Amendment Request (LAR). This work is Nuclear Safety Related.

REDACTED

REDACTED

CRYSTAL RIVER UNIT 3 UPRATE
Site Selection/Pre-Construction Costs and Carrying Costs on Construction Cost Balance
True-up Filing: Contracts Executed

[Section (8)(c)]

Schedule T-7A

FLORIDA PUBLIC SERVICE COMMISSION

EXPLANATION:

Provide additional details of contracts executed in excess of \$1 million including, the nature and scope of the work, the nature of any affiliation with selected vendor, the method of vendor selection, brief description of vendor selection process, and current status of the contract.

CONFIDENTIAL

COMPANY:

Progress Energy - FL

DOCKET NO.:

100009-EI

For the Year Ended:

12/31/2009

Contract No.:

342253

Major Task or Tasks Associated With:

Purchase of 4 MSR's

Vendor Identity:

Thermal Engineering International (TEI)

Vendor Affiliation (specify 'direct' or 'indirect'):

Direct

Number of Vendors Solicited:

2

Number of Bids Received:

2

Brief Description of Selection Process:

Bid was lower than the competing bidder

Dollar Value:

[REDACTED]

Contract Status:

Executed

Term Begin:

[REDACTED]

Term End:

[REDACTED]

Nature and Scope of Work:

Thermal Engineering International (TEI) is to provide four (4) moisture separator reheaters (MSR's) for Crystal River Unit #3 (CR3) that when combined with other power uprate modifications serve to maximize the uprated turbine steam cycle conditions. The replacement MSR's shall be designed and fabricated with full consideration for maintaining the existing plant piping configuration including the turbine cross under and cross over piping. MSR's are to contribute to the rated generator MVA capability that will have a minimum performance capability of 1080 MWe real power output while concurrently providing 430 MVAR reactive power.

REDACTED

CRYSTAL RIVER UNIT 3 UPRATE
Site Selection/Pre-Construction Costs and Carrying Costs on Construction Cost Balance
True-up Filing: Contracts Executed

[Section (b)(c)]

Schedule T-7A

FLORIDA PUBLIC SERVICE COMMISSION

EXPLANATION: Provide additional details of contracts executed in excess of \$1 million including, the nature and scope of the work, the nature of any affiliation with selected vendor, the method of vendor selection, brief description of vendor selection process, and current status of the contract.

CONFIDENTIAL

COMPANY:

Progress Energy - FL

DOCKET NO.:

100009-EI

For the Year Ended:

12/31/2009

Contract No.:
101659-93

Major Task or Tasks Associated With:

EPU, BOP

Vendor Identity:

Areva NP

Vendor Affiliation (specify 'direct' or 'indirect'):

Direct

Number of Vendors Solicited:

5

Number of Bids Received:

3

Brief Description of Selection Process:

Areva has proven performance on MUR and NSSS with a stronger interface with vendors; teamed with original A/E for BOP at CR3; Areva is the best vendor from a technical perspective and on average equal cost with opportunity to earn higher royalties.

Dollar Value:

Contract Status:

Executed

Term Begin:

Term End:

Nature and Scope of Work:

Contractor shall provide Engineering Services for CR3 Secondary Systems Uprate to support the Extended Power Uprate Project. Engineering Services shall be in accordance with Request for Proposal No. KS12007 and "Extended Power Uprate Bid Specification", dated June 25, 2007.

REDACTED

CRYSTAL RIVER UNIT 3 UPRATE
Site Selection/Pre-Construction Costs and Carrying Costs on Construction Cost Balance
True-up Filing: Contracts Executed

[Section (b)(c)]

Schedule T-7A

FLORIDA PUBLIC SERVICE COMMISSION

EXPLANATION:

Provide additional details of contracts executed in excess of \$1 million including, the nature and scope of the work, the nature of any affiliation with selected vendor, the method of vendor selection, brief description of vendor selection process, and current status of the contract.

CONFIDENTIAL

COMPANY:

Progress Energy - FL

DOCKET NO.:

100009-EI

For the Year Ended:

12/31/2009

Contract No.:

145569 WA 50

Major Task or Tasks Associated With:

CR3 turbine retrofit for EPU including supply of all equipment and installation

Vendor Identity:

Siemens

Vendor Affiliation (specify 'direct' or 'indirect'):

Direct

Number of Vendors Solicited:

4

Number of Bids Received:

2

Brief Description of Selection Process:

Total cost lower than competing bidder. Siemens adds value by bundling all components and services.

Dollar Value:

[REDACTED]

Contract Status:

Executed

Term Begin:

[REDACTED]

Term End:

[REDACTED]

Nature and Scope of Work:

Contractor to provide all materials, equipment, and tools to supply and install High pressure Turbine Rotors, Low Pressure Turbine Rotors, Generator, and Exciter at Crystal River Unit #3 as set forth in the Contractor's offer (Proposal Number TA02-280) dated April 16, 2007, the Proposal Revision e-mail TA02-280-1 dated May 16, 2007, Mr Puneet Bahl's Installation Clarification e-mail and its Attachment dated June 4, 2007 and the terms and conditions of the Master Contract # 145569.
This work is non-safety related.

REDACTED

CRYSTAL RIVER UNIT 3 UPRATE
Site Selection/Pre-Construction Costs and Carrying Costs on Construction Cost Balance
True-up Filing: Contracts Executed

[Section (b)(5)]

Schedule T-7A

CONFIDENTIAL

FLORIDA PUBLIC SERVICE COMMISSION

EXPLANATION:

Provide additional details of contracts executed in excess of \$1 million including, the nature and scope of the work, the nature of any affiliation with selected vendor, the method of vendor selection, brief description of vendor selection process, and current status of the contract.

For the Year Ended:

12/31/2009

COMPANY:

Progress Energy - FL

DOCKET NO.:

100009-EI

Contract No.:

355217

Major Task or Tasks Associated With:

Purchase of Feedwater Heater and SC Cooler Replacement at CR3.

Vendor Identity:

Yuba Heat Transfer Div.

Vendor Affiliation (specify 'direct' or 'indirect'):

Direct

Number of Vendors Solicited:

2

Number of Bids Received:

2

Brief Description of Selection Process:

Bid was lower than the competing bidder and Yuba is technically and commercially the best supplier of the equipment.

Dollar Value:

██████████

Contract Status:

Executed

Term Begin:

██████████

Term End:

██████████

Nature and Scope of Work:

Supplier of Feedwater Heater and SC Cooler Replacement at CR3.

REDACTED

CRYSTAL RIVER UNIT 3 UPRATE
Site Selection/Pre-Construction Costs and Carrying Costs on Construction Cost Balance
True-up Filing: Contracts Executed

[Section (B)(c)]

Schedule T-7A

CONFIDENTIAL

FLORIDA PUBLIC SERVICE COMMISSION

EXPLANATION:

Provide additional details of contracts executed in excess of \$1 million including, the nature and scope of the work, the nature of any affiliation with selected vendor, the method of vendor selection, brief description of vendor selection process, and current status of the contract.

COMPANY:

Progress Energy - FL

DOCKET NO.:

100009-EI

For the Year Ended:

12/31/2009

Contract No.:

384426

Major Task or Tasks Associated With:

EPU Heavy Hauling Contract

Vendor Identity:

Barnhart Crane and Rigging Company, Inc.

Vendor Affiliation (specify 'direct' or 'indirect'):

Direct

Number of Vendors Solicited:

3

Number of Bids Received:

2

Brief Description of Selection Process:

This vendor was selected as the best evaluated bidder of two major heavy hauling companies (Mammoet and Barnhart). Bid List consisted of 3 bidders: Mammoet, Barnhart, and Bigge Crane & Rigging Co.

Dollar Value:

██████████

Contract Status:

Executed

Term Begin:

██████████

Term End:

██████████

Nature and Scope of Work:

Refuel 16 will require the movement of equipment identified in the contract to the temporary lay-down area, the transportation of these items from the lay-down area to the Turbine Building, and final placement/installation in the secondary system. Components include but are not limited to the MSR's, large turbine components and the generator rotor, FW heaters, and other secondary system components.

REDACTED

CRYSTAL RIVER UNIT 3 UPRATE
Site Selection/Pre-Construction Costs and Carrying Costs on Construction Cost Balance
True-up Filing: Contracts Executed

[Section (B)(c)]

Schedule T-7A

FLORIDA PUBLIC SERVICE COMMISSION

EXPLANATION:

Provide additional details of contracts executed in excess of \$1 million including, the nature and scope of the work, the nature of any affiliation with selected vendor, the method of vendor selection, brief description of vendor selection process, and current status of the contract.

CONFIDENTIAL

COMPANY:

Progress Energy - FL

DOCKET NO.:

100009-EI

For the Year Ended:

12/31/2009

Contract No.:

47083-08

Major Task or Tasks Associated With:

Large Component Rad Waste Disposal Contract

Vendor Identity:

MHF Logistical Solutions, Inc.

Vendor Affiliation (specify 'direct' or 'indirect'):

Direct

Number of Vendors Solicited:

5

Number of Bids Received:

3

Brief Description of Selection Process:

Vendor was selected as the best evaluated bidder of 3 proposals. Bidders list consisted of 5 bidders (MHF, Energy Solutions, GreenField Logistics, Studsvik, and WMG.)

Dollar Value:

[REDACTED]

Contract Status:

Executed

Term Begin:

[REDACTED]

Term End:

[REDACTED]

Nature and Scope of Work:

MHF agrees to perform the following work and to furnish all labor, tools, materials, equipment, transportation, and supervision necessary to package, secure and prepare for shipping large potentially radioactive components including the CDHE 3A FW heater, CDHE 3B FW heater, SCHE 1A, SCHE 1B, MSR 3A, MSR 3B, MSR 3C, MSR 3D, 2 LP Turbines, 2 inner casing lower halves, 2 inner casing upper halves, 6 Sealands for transportation.

REDACTED

CRYSTAL RIVER UNIT 3 UPRATE
Site Selection/Pre-Construction Costs and Carrying Costs on Construction Cost Balance
True-up Filing: Contracts Executed

[Section (9)(c)]

Schedule T-7A

CONFIDENTIAL

FLORIDA PUBLIC SERVICE COMMISSION

EXPLANATION: Provide additional details of contracts executed in excess of \$1 million including, the nature and scope of the work, the nature of any affiliation with selected vendor, the method of vendor selection, brief description of vendor selection process, and current status of the contract.

COMPANY:

Progress Energy - FL

DOCKET NO.:

100009-EI

For the Year Ended:

12/31/2009

Contract No.:

221186-24

Major Task or Tasks Associated With:

CR3 Discharge Canal Cooling Tower Civil Engineering

Vendor Identity:

Mesa Associates, Inc.

Vendor Affiliation (specify "direct" or "indirect"):

Direct

Number of Vendors Solicited:

8

Number of Bids Received:

3

Brief Description of Selection Process:

Mesa was the highest rated bidder both technically and commercially.

Dollar Value:

██████████

Contract Status:

Executed

Term Begin:

██████████

Term End:

██████████

Nature and Scope of Work:

CR 3 Discharge Canal Cooling Tower Civil Engineering.

REDACTED

CRYSTAL RIVER UNIT 3 UPRATE
Site Selection/Pre-Construction Costs and Carrying Costs on Construction Cost Balance
True-up Filing: Contracts Executed

[Section (b)(c)]

Schedule T-7A

CONFIDENTIAL

FLORIDA PUBLIC SERVICE COMMISSION

EXPLANATION:

Provide additional details of contracts executed in excess of \$1 million including, the nature and scope of the work, the nature of any affiliation with selected vendor, the method of vendor selection, brief description of vendor selection process, and current status of the contract.

COMPANY:

Progress Energy - FL

DOCKET NO.:

100009-EI

For the Year Ended:

12/31/2009

Contract No.:

101859-93, Amendment 7

Major Task or Tasks Associated With:

Turbine Bypass Valves EC

Vendor Identity:

Areva NP, Inc.

Vendor Affiliation (specify 'direct' or 'indirect'):

Direct

Number of Vendors Solicited:

4

Number of Bids Received:

3

Brief Description of Selection Process:

Bids were evaluated from 3 bidders: Enercon, Sargent & Lundy, and Areva. Areva was selected as the best evaluated vendor to perform the work.

Dollar Value:

[REDACTED]

Contract Status:

Executed

Term Begin:

[REDACTED]

Term End:

[REDACTED]

Nature and Scope of Work:

Turbine Bypass Valves EC

REDACTED

CRYSTAL RIVER UNIT 3 UPRATE
Site Selection/Pre-Construction Costs and Carrying Costs on Construction Cost Balance
True-up Filing: Contracts Executed

[Section (B)(c)]

Schedule T-7A

CONFIDENTIAL

FLORIDA PUBLIC SERVICE COMMISSION

EXPLANATION: Provide additional details of contracts executed in excess of \$1 million including, the nature and scope of the work, the nature of any affiliation with selected vendor, the method of vendor selection, brief description of vendor selection process, and current status of the contract.

COMPANY:

Progress Energy - FL

DOCKET NO.:

100009-EI

For the Year Ended:

12/31/2009

Contract No.:

3714, Amendment 72&74

Major Task or Tasks Associated With:

Implementation labor for the following main EPU components: MSR 3A/B/C/D, CDHE 3 A/B, CDHE 7 A/B, TBHE 7 A/B, SCHE 1 A/B, SCP 1A/B Bypass line and SCV replacement,

Vendor Identity:

Atlantic Group

Vendor Affiliation (specify 'direct' or 'indirect'):

Direct

Number of Vendors Solicited:

Fleet Contract - Sole Source

Number of Bids Received:

N/A

Brief Description of Selection Process:

Awarded under a negotiated Fleet contract. This is a target price contract with shared risk. Cost savings and cost over-runs are shared equally between Atlantic and Progress per terms of Amd 49.

Dollar Value:

[REDACTED]

Contract Status:

Executed

Term Begin:

[REDACTED]

Term End:

[REDACTED]

Nature and Scope of Work:

CR3 EPU Implementation labor and outage support. Implementation labor for the following main EPU components: MSR 3A/B/C/D, CDHE 3 A/B, CDHE 7 A/B, TBHE 7 A/B, SCHE 1 A/B, SCP 1A/B Bypass line and SCV replacement. Temp Power, MSV 9/10/11/14, and turbine centerline support.

REDACTED

CRYSTAL RIVER UNIT 3 UPRATE
Site Selection/Pre-Construction Costs and Carrying Costs on Construction Cost Balance
True-up Filing: Contracts Executed

[Section (8)(c)]

Schedule T-7A

FLORIDA PUBLIC SERVICE COMMISSION

EXPLANATION:

Provide additional details of contracts executed in excess of \$1 million including, the nature and scope of the work, the nature of any affiliation with selected vendor, the method of vendor selection, brief description of vendor selection process, and current status of the contract.

CONFIDENTIAL

COMPANY:

Progress Energy - FL

DOCKET NO.:

100009-EI

For the Year Ended:

12/31/2009

Contract No.:

418171

Major Task or Tasks Associated With:

EPU 2-story Trailer #24

Vendor Identity:

Modspace

Vendor Affiliation (specify 'direct' or 'indirect'):

Direct

Number of Vendors Solicited:

3

Number of Bids Received:

3

Brief Description of Selection Process:

Modspace provided a quality product at a competitive overall price.

Dollar Value:

[REDACTED]

Contract Status:

Executed

Term Begin:

[REDACTED]

Term End:

[REDACTED]

Nature and Scope of Work:

Provide 2-story trailer #24 for EPU inside the protected area to support R16.

REDACTED

CRYSTAL RIVER UNIT 3 UPRATE
Site Selection/Pre-Construction Costs and Carrying Costs on Construction Cost Balance
True-up Filing: Contracts Executed

[Section (b)(3)(C)]

Schedule T-7A

FLORIDA PUBLIC SERVICE COMMISSION

EXPLANATION:

Provide additional details of contracts executed in excess of \$1 million including, the nature and scope of the work, the nature of any affiliation with selected vendor, the method of vendor selection, brief description of vendor selection process, and current status of the contract.

CONFIDENTIAL

COMPANY:

Progress Energy - FL

DOCKET NO.:

100009-EI

For the Year Ended:

12/31/2009

Contract No.:

101659-84, Amendment 7

Major Task or Tasks Associated With:

R17 EC packages

Vendor Identity:

Areva NP

Vendor Affiliation (specify 'direct' or 'indirect'):

Direct

Number of Vendors Solicited:

N/A

Number of Bids Received:

N/A

Brief Description of Selection Process:

Sole source (continuation of work under original contract WA-84)

Dollar Value:

[REDACTED]

Contract Status:

Executed

Term Begin:

[REDACTED]

Term End:

[REDACTED]

Nature and Scope of Work:

R17 EC packages including LPI cross-tie, Atmo Dump Valves, and Emergency Feed Pump-2.

REDACTED

CRYSTAL RIVER UNIT 3 UPRATE
Site Selection/Pre-Construction Costs and Carrying Costs on Construction Cost Balance
True-up Filing: Contracts Executed

[Section (B)(c)]

Schedule T-7A

CONFIDENTIAL

FLORIDA PUBLIC SERVICE COMMISSION

EXPLANATION: Provide additional details of contracts executed in excess of \$1 million including, the nature and scope of the work, the nature of any affiliation with selected vendor, the method of vendor selection, brief description of vendor selection process, and current status of the contract.

COMPANY: Progress Energy - FL

DOCKET NO.: 100009-EI

For the Year Ended: 12/31/2009

Contract No.:

101659-84, Amendment 8

Major Task or Tasks Associated With:

R17 EC packages including LAR

Vendor Identity:

Areva NP

Vendor Affiliation (specify 'direct' or 'indirect'):

Direct

Number of Vendors Solicited:

N/A

Number of Bids Received:

N/A

Brief Description of Selection Process:

Sole source (continuation of work under original contract WA-84)

Dollar Value:

[REDACTED]

Contract Status:

Executed

Term Begin:

[REDACTED]

Term End:

[REDACTED]

Nature and Scope of Work:

R17 EC packages including spent fuel, LPI X-tie modification, large transient testing, and LAR activities.

REDACTED

Schedule T-7A	CRYSTAL RIVER UNIT 3 UPRATE Site Selection/Pre-Construction Costs and Carrying Costs on Construction Cost Balance True-up Filing: Contracts Executed	[Section (b)(c)]
FLORIDA PUBLIC SERVICE COMMISSION COMPANY: Progress Energy - FL DOCKET NO.: 100009-EI	EXPLANATION: Provide additional details of contracts executed in excess of \$1 million including, the nature and scope of the work, the nature of any affiliation with selected vendor, the method of vendor selection, brief description of vendor selection process, and current status of the contract.	CONFIDENTIAL For the Year Ended: 12/31/2009

Contract No.:
101659-93, Amendment 9
Major Task or Tasks Associated With:
R17 EC packages for BOP.
Vendor Identity:
Areva NP
Vendor Affiliation (specify 'direct' or 'indirect'):
Direct
Number of Vendors Solicited:
N/A
Number of Bids Received:
N/A
Brief Description of Selection Process:
Continuation of work under WA-93

Dollar Value:
[REDACTED]
Contract Status:
Executed
Term Begin:
[REDACTED]
Term End:
[REDACTED]
Nature and Scope of Work:

R17 EC packages for BOP including Feedwater Heater 2A/2B, Deaerator, and Main Steam System.

CRYSTAL RIVER UNIT 3 UPRATE
Site Selection/Pre-Construction Costs and Carrying Costs on Construction Cost Balance
True-up Filing: Contracts Executed

[Section (b)(c)]

Schedule T-7A

FLORIDA PUBLIC SERVICE COMMISSION

EXPLANATION:

Provide additional details of contracts executed in excess of \$1 million including, the nature and scope of the work, the nature of any affiliation with selected vendor, the method of vendor selection, brief description of vendor selection process, and current status of the contract.

CONFIDENTIAL

COMPANY:

Progress Energy - FL

DOCKET NO.:

100009-EI

For the Year Ended:

12/31/2009

Contract No.:

3707, Amd 43

Major Task or Tasks Associated With:

EPU portion of HP/Decon for R16.

Vendor Identity:

Bartlett Nuclear

Vendor Affiliation (specify "direct" or "indirect"):

Direct

Number of Vendors Solicited:

N/A

Number of Bids Received:

N/A

Brief Description of Selection Process:

Fleet award

Dollar Value:

[REDACTED]

Contract Status:

Executed

Term Begin:

[REDACTED]

Term End:

[REDACTED]

Nature and Scope of Work:

EPU portion of HP/Decon for R16.

REDACTED

CRYSTAL RIVER UNIT 3 UPRATE
Site Selection/Pre-Construction Costs and Carrying Costs on Construction Cost Balance
True-up Filing: Contracts Executed

[Section (b)(c)]

Schedule T-7A

FLORIDA PUBLIC SERVICE COMMISSION

EXPLANATION: Provide additional details of contracts executed in excess of \$1 million including, the nature and scope of the work, the nature of any affiliation with selected vendor, the method of vendor selection, brief description of vendor selection process, and current status of the contract.

CONFIDENTIAL

COMPANY:

Progress Energy - FL

DOCKET NO.:

100009-E1

For the Year Ended:

12/31/2009

Contract No.:

450789

Major Task or Tasks Associated With:

Helper Cooling Tower SouthPOD

Vendor Identity:

Bettle Plastics

Vendor Affiliation (specify 'direct' or 'indirect'):

Direct (Bid process- Indirect)

Number of Vendors Solicited:

3

Number of Bids Received:

3

Brief Description of Selection Process:

Highest rated proposal at lowest cost. Bidder recommended by engineering firm Mesa.

Dollar Value:

[REDACTED]

Contract Status:

Executed

Term Begin:

[REDACTED]

Term End:

[REDACTED]

Nature and Scope of Work:

Fiberglass reinforced piping for Helper Cooling Tower SouthPOD.

REDACTED

CRYSTAL RIVER UNIT 3 UPRATE
Site Selection/Pre-Construction Costs and Carrying Costs on Construction Cost Balance
True-up Filing: Contracts Executed

[Section (B)(c)]

Schedule T-7A

FLORIDA PUBLIC SERVICE COMMISSION

EXPLANATION:

Provide additional details of contracts executed in excess of \$1 million including, the nature and scope of the work, the nature of any affiliation with selected vendor, the method of vendor selection, brief description of vendor selection process, and current status of the contract.

CONFIDENTIAL

COMPANY:

Progress Energy - FL

DOCKET NO.:

100009-EI

For the Year Ended:

12/31/2009

Contract No.:

450795

Major Task or Tasks Associated With:

Helper Cooling Tower South/POD

Vendor Identity:

ITT

Vendor Affiliation (specify 'direct' or 'indirect'):

Direct (Bid process- indirect)

Number of Vendors Solicited:

3

Number of Bids Received:

2

Brief Description of Selection Process:

Both bidders were technically capable so ITT was selected with the lower priced proposal.

Dollar Value:

[REDACTED]

Contract Status:

Executed

Term Begin:

[REDACTED]

Term End:

[REDACTED]

Nature and Scope of Work:

4 intake pumps for the HCTS/POD project.

CRYSTAL RIVER UNIT 3 UPRATE

Site Selection/Pre-Construction Costs and Carrying Costs on Construction Cost Balance
True-up Filing: Contracts Executed

[Section (8)(c)]

Schedule T-7A

FLORIDA PUBLIC SERVICE COMMISSION

EXPLANATION:

Provide additional details of contracts executed in excess of \$1 million including, the nature and scope of the work, the nature of any affiliation with selected vendor, the method of vendor selection, brief description of vendor selection process, and current status of the contract.

CONFIDENTIAL

COMPANY:

Progress Energy - FL

DOCKET NO.:

100009-EI

For the Year Ended:

12/31/2009

Contract No.:

433059

Major Task or Tasks Associated With:

Point of Discharge Cooling Tower Construction

Vendor Identity:

EvapTech

Vendor Affiliation (specify 'direct' or 'indirect'):

Direct

Number of Vendors Solicited:

7

Number of Bids Received:

4

Brief Description of Selection Process:

RFP issued to 7 bidders and 4 proposals were received. Two of the four bidders were disqualified for technical and commercial reasons. EvapTech was chosen from the remaining two proposals.

Dollar Value:

[REDACTED]

Contract Status:

Executed

Term Begin:

[REDACTED]

Term End:

[REDACTED]

Nature and Scope of Work:

Construction of the Cooling Towers due to increased discharge temperature from EPU power conditions.

REDACTED

CRYSTAL RIVER UNIT 3 UPRATE

Pre-Construction Costs and Carrying Costs on Construction Cost Balance

Schedule T-7B

Final True-up Filing: All Contracts Executed in Excess of \$250,000 up to and including \$1,000,000

REDACTED

EXPLANATION: For all executed contracts exceeding \$250,000 up to and including \$1,000,000, (including change orders), provide the contract number or identifier, status, original and current contract terms, original amount, amount expended as of the end of the prior year, amount expended in the year, estimated final contract amount, name of contractor and affiliates if any, method of selection including identification of justification documents, and a description of work.

COMPANY:

Progress Energy - FL

DOCKET NO.:

100009-EI

For the Year Ended 12/31/2009

(A)	(B)	(C)	(D)	(E)	(F)	(G)	(H)	(I)	(J)	(K)	
Line No.	Contract No.	Status of Contract	Original Term of Contract	Current Term of Contract	Original Amount	Actual Amount Expended as of Prior Year End (2008)	Amount Expended in Current Year (2009)	Estimate of Final Contract Amount	Name of Contractor (and Affiliation if any)	Method of Selection and Document ID	Work Description
1	Areva NP (101859-67)	Executed							Areva NP	Sole Source	BOP for EPU
2	Numerical Applications (297792-04)	Executed							Numerical Applications	Sole Source	EPU plant parameters document and analytical input review
3	Areva (101659-93, Amd 4)	Executed							Areva	RFP KS12007	Additional BOP Scope
4	Areva (101659-84, Amd 2)	Executed							Areva	Sole Source- OEM NSSS.	Additional NSSS Scope
5	Holtec International (Contract 2590, Amendment B)	Closed							Holtec International	RFP AS-2-2008	Two MSR Shell Drain Heat Exchangers
6	Powell Delta/Unibus (Contract 381244)	Closed							Powell Delta/Unibus	RFP SF1-2008	ISO Phase Bus Duct Cooling Unit
7	Areva (101659-93, Amd 5)	Executed							Areva	RFP KS12007	Additional BOP Scope
8	Areva (101859-84, Amd 3)	Executed							Areva	Sole Source- OEM for NSSS.	Additional NSSS Scope
9	Holtec International (401987)	Closed							Holtec International	RFP SF4-2008	Turbine Generator Lube Oil Cooler Tube Bundles
10	ESI (403904)	Executed							ESI	RFP SF3-2008	Installation of secondary side insulation
11	BWC (407680-03)	Executed							BWC	ROTSG Requal 3030 RFP	Qual of SG @ EPU conditions 3030 Mwh
12	DZ Atlantic (3714, Amd 61 CWO's 1,2,3)	Executed							DZ Atlantic	Negotiated Fleet Contract	EPU Planning, preparation, and staff aug.
13	Carlton Fields	Note 1	Note 1	Note 1				Note 1	Carlton Fields	Note 1	Legal Work - PEF Crystal River #3 Unit Uprate
14	Barnhart Crane (384426 Amd 2)	Executed							Barnhart Crane	RFP KK01-2008	ALD #1 & 2
15	Carolina Energy Solutions (3382-167)	Closed							Carolina Energy Solutions	RFP SF01-2009	EPU Large Bore Welding
16	Townsend (147496-63)	Executed							Townsend	RFP DH08-004	Work to support EPU facilities preparation

Note 1: The scope, nature, and extent of legal services ultimately required is subject either to events and/or the actions and/or inactions of parties beyond the control of PEF and its legal services providers, and therefore are not amenable to determination at the time of contract execution or estimation in advance of the conclusion of legal services.

CRYSTAL RIVER UNIT 3 UPRATE
 Pre-Construction Costs and Carrying Costs on Construction Cost Balance
 Final True-up Filing: All Contracts Executed in Excess of \$250,000 up to and including \$1,000,000

Schedule T-7B

EXPLANATION: For all executed contracts exceeding \$250,000 up to and including \$1,000,000, (including change orders), provide the contract number or identifier, status, original and current contract terms, original amount, amount expended as of the end of the prior year, amount expended in the year, estimated final contract amount, name of contractor and affiliations if any, method of selection including identification of justification documents, and a description of work.

COMPANY:

Progress Energy - FL

DOCKET NO.:

100009-EI

For the Year Ended 12/31/2009

(A)	(B)	(C)	(D)	(E)	(F)	(G)	(H)	(I)	(J)	(K)	
Line No.	Contract No.	Status of Contract	Original Term of Contract	Current Term of Contract	Original Amount	Actual Expended as of Prior Year End (2008)	Amount Expended in Current Year (2009)	Estimate of Final Contract Amount	Name of Contractor (and Affiliation if any)	Method of Selection and Document ID	Work Description
17	Anette Bus Lines (434744)	Closed							Anette Bus Lines	RFP SF4-2009	Busing for R16 outage
18	Townsend (147496-104)	Closed							Townsend (147496-104)	RFPJO09-008	Helper Cooling Tower Laydown area
19	Townsend (147496-94)	Closed							Townsend	RFP JO09-007	Cooling Tower Surcharge Work
20	Townsend (147496-82)	Closed							Townsend	RFP DH08-004	EPU Remaining Facilities on a T&M basis
21	Townsend (147496-107)	Closed							Townsend	RFP DH08-004	Removal of scrap steel and piping from turbine bld
22	Townsend (147496-108)	Closed							Townsend	RFP DH08-004	Transport of waste material from outside turbine bld
23	National Inspections & Consultants (58097-31)	Closed							National Inspections & Consultants	RFP DH09-005	Quality Control and NDE services for EPU
24	ABB Inc (31824-14, Amd 2)	Executed							ABB Inc	Mesa RFP	HCTS MCC's
25	Virginia Transformer (453589)	Executed							Virginia Transformer	Meas RFP	HCTS Large Transformers
26	ABB Inc (31824-14, Amd 1)	Executed							ABB Inc.	Mesa RFP	HCTS Switch gears
27	Central Maintenance (145433-163)	Closed							Central Maintenance	Supplemental Craft Labor RFP dated 2-25-08	Millwright support for R16
28	Murray and Trettel (443257)	Closed							Murray and Trettel	RFP SF5-2009	EPC the Mel Tower
29	Holtec (471405-01)	Executed							Holtec	RFP SF08-2009	Spent fuel criticality analysis
30	MoreTrench (153771-91)	Executed							MoreTrench	New Percolation Pond North Berm RFP	North Perc Pond Berm
31	Siemens Water Tech (225693-09)	Executed							Siemens Water Tech	Mesa RFP	Dual flow traveling water screens for HCTS
32	NCC (437346)	Closed							NCC	RFP SF3-2009	IPBD Ground Strap Replacement
33	F&M Malco (429861)	Executed							F&M Malco	3-13-09 RFP/Commercial Review and Comparison	EPU Tool Trailer
34	ESI (403904 Amd 2)	Closed							ESI	RFP SF3-2008	OSHA required lead abatement for EPU

PROGRESS ENERGY FLORIDA

Docket No. 100009

APPENDIX A

Year End 2006 through Year End 2009
Crystal River Unit 3 Uprate
Revenue Requirements
(in Dollars)

<u>Line</u>	<u>Description</u>	<u>Actual 2006</u>	<u>Actual 2007</u>	<u>Actual 2008</u>	<u>Actual 2009</u>	<u>End of Period Total</u>
1	Site Selection Revenue Req. (1)	\$0	\$0	\$0	\$0	\$0
2	Preconstruction Revenue Req. (2)	0	0	0	0	0
3	Construction Carrying Cost Rev Req. (3)	0	925,842	6,072,267	14,089,876	21,087,985
4	Recoverable O&M Revenue Req.	0	0	166,588	762,529	929,117
5	DTA (4)	0	3,053	61,655	261,719	326,427
6	Other Adjustments	0	0	1,255,428	396,018	1,651,446
7	Total Period Revenue Req.	\$0	\$928,895	\$7,555,938	\$15,510,142	\$23,994,975
8	Nuclear Cost Recovery Revenue	\$0	\$0	\$0	(\$23,666,522)	(\$23,666,522)
9	Total Unrecovered Revenue Req.	\$0	\$928,895	\$7,555,938	(\$8,156,380)	\$328,453

(1) Site Selection costs include all preconstruction costs that were incurred up to the date of the Need filing.

(2) Includes COL costs and payments for long lead time equipment

(3) This amount represents the carrying costs on construction expenditures.

(4) This amount represents the return on the deferred tax asset.

PROGRESS ENERGY FLORIDA

Docket No. 100009
APPENDIX B

Year End 2006 through Year End 2009
Crystal River Unit 3 Uprate
Capital Spend (Accrual Basis)
(in Dollars)

Line	Description	Actual 2006	Actual 2007	Actual 2008	Actual 2009	End of Period Total
1	Site Selection:					
2	Generation:					
3	License Application	\$0	\$0	\$0	\$0	\$0
4	Engineering, Design, & Procurement	0	0	0	0	0
5	Permitting	0	0	0	0	0
6	Clearing, Grading and Excavation	0	0	0	0	0
7	On-Site Construction Facilities	0	0	0	0	0
8	Total Generation Site Selection	\$0	\$0	\$0	\$0	\$0
9	Transmission:					
10	Line Engineering	0	0	0	0	0
11	Substation Engineering	0	0	0	0	0
12	Clearing	0	0	0	0	0
13	Other	0	0	0	0	0
14	Total Transmission Site Selection	\$0	\$0	\$0	\$0	\$0
15	Pre-Construction:					
16	Generation:					
17	License Application	0	0	0	0	0
18	Engineering, Design, & Procurement	0	0	0	0	0
19	Permitting	0	0	0	0	0
20	Clearing, Grading and Excavation	0	0	0	0	0
21	On-Site Construction Facilities	0	0	0	0	0
22	Total Generation Pre-Construction	\$0	\$0	\$0	\$0	\$0
23	Transmission:					
24	Line Engineering	0	0	0	0	0
25	Substation Engineering	0	0	0	0	0
26	Clearing	0	0	0	0	0
27	Other	0	0	0	0	0
28	Total Transmission Pre-Construction	\$0	\$0	\$0	\$0	\$0
29	Construction:					
30	Generation:					
31	License Application	0	0	0	20,016,839	20,016,839
32	Real Estate Acquisitions	0	0	0	0	0
33	Project Management	132,657	2,320,617	7,731,640	21,154,156	31,339,070
34	Permanent Staff/Training	0	0	0	0	0
35	Site Preparation	0	0	0	0	0
36	Permitting	0	0	0	882,003	882,003
37	On-Site Construction Facilities	0	0	0	1,203,955	1,203,955
38	Power Block Engineering, Procurement, etc.	2,167,016	36,200,299	56,955,136	71,243,000	166,565,451
39	Non-Power Block Engineering, Procurement, etc.	0	0	450,527	3,640,540	4,091,067
40	Total Generation Construction	\$2,299,673	\$38,520,916	\$65,137,303	\$118,140,493	\$224,098,385
41	Transmission:					
42	Line Engineering	0	0	0	0	0
43	Substation Engineering	0	0	0	0	0
44	Real Estate Acquisition	0	0	0	0	0
45	Line Construction	0	0	0	0	0
46	Substation Construction	0	0	0	0	0
47	Other	0	0	0	0	0
48	Total Transmission Construction	\$0	\$0	\$0	\$0	\$0
49	Total Capital Spend Generation and Transmission	\$2,299,673	\$38,520,916	\$65,137,303	\$118,140,493	\$224,098,385

	Jan	Feb	Mar	Apr	May	Jun	Jul	Aug	Sep	Oct	Nov	Dec	Total
2009 Inservice Project Revenue Requirements	\$0	\$0	\$0	\$0	\$2,621	\$6,179	\$7,300	\$28,051	\$50,769	\$50,864	\$50,989	\$199,568	\$396,342
2009 Projected Inservice Project Revenue Requirements	0	0	0	0	0	0	0	0	0	0	0	0	0
Under/(Over) Recovery	\$0	\$0	\$0	\$0	\$2,621	\$6,179	\$7,300	\$28,051	\$50,769	\$50,864	\$50,989	\$199,568	\$396,342
Cumulative Under/(Over) Recovery	\$0	\$0	\$0	\$0	\$2,621	\$8,828	\$16,221	\$44,443	\$95,679	\$147,550	\$200,092	\$401,765	
Return on Average Under/(Over) Recovery (a)													
Equity Component (b)	\$0	\$0	\$0	\$0	\$14	\$48	\$89	\$243	\$523	\$806	\$1,093	\$2,195	\$5,012
Equity Component grossed up for taxes (c)	0	0	0	0	23	79	144	395	851	1,313	1,780	3,574	8,159
Debt Component	0	0	0	0	4	14	26	72	156	240	325	653	1,491
Total Return on Under/(Over) Recovery	\$0	\$0	\$0	\$0	\$28	\$93	\$171	\$468	\$1,007	\$1,552	\$2,105	\$4,227	\$9,650
Total Period Costs To Be Recovered	\$0	\$0	\$0	\$0	\$2,649	\$6,272	\$7,470	\$28,519	\$51,776	\$52,416	\$53,094	\$203,795	\$405,992

(a) AFUDC actual monthly rate is calculated using the formula $M = [(1 + A/100)^{1/12} - 1] \times 100$; resulting in a monthly accrual rate of 0.005464 (Equity) and 0.001626 (Debt), which results in the annual rate of 8.848%.

(b) The monthly Equity Component of 6.85% reflects an 11.75% return on equity.

(c) Requirement for the payment of income taxes is calculated using a Federal Income Tax rate of 38.575%.

SCHEDULE APPENDIX

REDACTED

EXHIBIT (WG-1)

**PROGRESS ENERGY FLORIDA, INC.
LEVY COUNTY NUCLEAR 1 and 2
COMMISSION SCHEDULES (T-1 Through T-7B)**

JANUARY 2009 - DECEMBER 2009

True-up

DOCKET NO. 100009-EI

DOCUMENT NUMBER-DATE

03255 APR 23 09

FPSC-COMMISSION CLERK

Table of Contents
Levy County Nuclear 1 and 2
True-Up Filing: Nuclear Filing Requirements
January 2009 - December 2009

<u>Page(s)</u>	<u>Schedule</u>	<u>Description</u>	<u>Sponsor</u>
3-4	T-1	Summary of Jurisdictional Recovery Amounts	W. Garrett
5-6	T-2.1	Site Selection Costs	W. Garrett
7-8	T-2.2	Preconstruction Costs	W. Garrett
9-10	T-2.3	Construction Carrying Costs	W. Garrett
11-16	T-3A	Deferred Tax Carrying Costs	W. Garrett
17-22	T-3B	Construction Period Interest	W. Garrett
23	T-4	CCRC Recoverable O&M Monthly Expenditures	W. Garrett/S. Hardison/K. Karp
24	T-4A	CCRC Recoverable O&M Variance Explanations	W. Garrett/S. Hardison/K. Karp
25	T-5	Other O&M Monthly Expenditures	W. Garrett
26-31	T-6	Capital Monthly Expenditures	W. Garrett/S. Hardison/K. Karp
32-34	T-6A	Capital Monthly Expenditure Descriptions	S. Hardison/K. Karp
35-37	T-6B	Capital Expenditure Variance Explanations	S. Hardison/K. Karp
38-39	T-7	Contracts Executed (in excess of \$1 million)	S. Hardison/K. Karp
40-53	T-7A	Contracts Executed Detail (in excess of \$1 million)	S. Hardison/K. Karp
54	T-7B	Contracts Executed (in excess of \$250,000)	S. Hardison/K. Karp
55	Appendix A	2006 - 2009 Retail Revenue Requirements	W. Garrett
56	Appendix B	2006 - 2009 Capital Expenditures	W. Garrett/S. Hardison/K. Karp

REDACTED

LEVY COUNTY UNITS 1 & 2 Site Selection, Preconstruction Costs, and Carrying Costs on Construction Cost Balance Final True-up Filing: Summary of Jurisdictional Recovery Amounts

Schedule T-1

EXPLANATION: Provide summary calculation of the monthly Final True-up Amount for each cost category: 1. Site Selection, 2. Preconstruction, and 3. Construction. In the event that no costs were approved for recovery and no costs are being requested, state so. For each category with costs, list and describe the components and levels, identify supporting schedule and line. Include in the final true-up calculation applicable Commission approved projection and estimated true-up amounts for the reported year and identify such orders.

[25-6.0423(5)(c)1.a.,F.A..C.]
[25-6.0423 (8)(d),F.A..C.]

COMPANY:

Progress Energy - FL

DOCKET NO.:

100009-EI

For Year Ended 12/31/2009

Line No.	(A) Actual January	(B) Actual February	(C) Actual March	(D) Actual April	(E) Actual May	(F) Actual June	(G) 6 Month Total
Jurisdictional Dollars							
1. Final Site Selection Costs for the Period [25-6.0423(2)(f),F.A..C.]							
a. Additions (Schedule T-2.1, line 1)	\$0	\$0	\$0	\$0	\$0	\$0	\$0
b. Carrying Costs on Additions (Schedule T-2.1, line 7)	375,136	346,424	317,409	288,090	258,462	228,522	1,814,042
c. Carrying Costs on Deferred Tax Asset (Schedule T-3A.1, line 12)	1,691	12,894	24,165	35,554	47,062	58,691	180,058
d. Allocated or Assigned O&M Amounts	0	0	0	0	0	0	0
e. Total Site Selection Amount (Lines 1.a through 1.d)	\$376,827	\$359,318	\$341,574	\$323,644	\$305,524	\$287,213	\$1,994,100
2. Final Preconstruction Costs for the Period [25-6.0423(2)(g),F.A..C.]							
a. Additions (Schedule T-2.2, line 1)	\$7,326,182	\$39,004,811	\$72,753,313	\$8,607,804	\$45,345,059	\$2,874,474	\$175,911,642
b. Carrying Costs on Additions (Schedule T-2.2, line 7)	1,322,812	1,334,020	1,664,762	1,834,737	1,863,197	1,863,576	9,883,104
c. Carrying Costs on Deferred Tax Asset (Schedule T-3A.2, line 12)	35,549	124,418	219,637	316,208	412,952	511,257	1,620,020
d. Allocated or Assigned O&M Amounts	0	0	0	0	0	0	0
e. Total Preconstruction Amount (Lines 2.a through 2.d)	\$8,684,542	\$40,463,249	\$74,637,711	\$10,758,749	\$47,621,208	\$5,249,308	\$187,414,767
3. Final Construction Costs for the Period [25-6.0423(2)(i),F.A..C.]							
Avg. Net Additions Balance (Schedule T-2.3, line 8)	\$66,329,290	\$65,582,306	\$67,180,876	\$68,556,881	\$67,129,657	\$65,270,643	
a. Carrying Costs on Additions (Schedule T-2.3, line 10)	697,877	690,018	706,837	721,314	706,298	686,739	4,209,083
b. Carrying Costs on Deferred Tax Asset (Schedule T-3A.3, line 12)	(5,925)	(5,345)	(4,788)	(4,292)	(3,867)	(3,523)	(27,740)
c. Allocated or Assigned O&M Amounts	0	0	0	0	0	0	0
d. Total Construction Amount (Lines 3.a through 3.c)	\$691,952	\$684,673	\$702,049	\$717,022	\$702,431	\$683,216	\$4,181,342
4. Allocated or Assigned O&M Amounts (Schedule T-4, line 43)	\$159,592	\$405,549	\$328,226	\$153,003	\$462,783	\$201,925	\$1,711,079
5. Other Adjustments (Note 1)	\$0	\$0	\$0	\$0	\$0	\$0	\$0
6. Total Final Period Amount (Lines 1.e + 2.e + 3.d + 4 + 5)	\$9,912,913	\$41,912,789	\$76,009,561	\$11,952,418	\$49,091,946	\$6,421,661	\$195,301,288
7. Projected Amount for the Period (Order No. PSC 08-0749-FOF-EI)	\$7,744,286	\$10,268,043	\$11,001,877	\$11,407,175	\$11,760,187	\$12,857,430	\$65,038,998
8. Estimated / Actual True-up Amount for the Period (Order No. PSC 09-0783-FOF-EI)	\$8,680,839	\$41,672,080	\$75,382,935	\$7,581,434	\$21,389,664	\$49,159,230	\$203,866,183
9. Final True-up Amount for the Period (Line 6 - line 8)	\$1,232,074	\$240,708	\$626,626	\$4,370,985	\$27,702,282	(\$42,737,569)	(\$8,564,895)

Note 1: The amount represents the revenue requirements associated with the Crystal River Substation Expansion which was placed in service in December 2009.

REDACTED

**LEVY COUNTY UNITS 1 & 2
Site Selection, Preconstruction Costs, and Carrying Costs on Construction Cost Balance
Final True-up Filing: Summary of Jurisdictional Recovery Amounts**

Schedule T-1

EXPLANATION: Provide summary calculation of the monthly Final True-up Amount for each cost category: 1. Site Selection, 2. Preconstruction, and 3. Construction. In the event that no costs were approved for recovery and no costs are being requested, state so. For each category with costs, list and describe the components and levels, identify supporting schedule and line. Include in the final true-up calculation applicable Commission approved projection and estimated true-up amounts for the reported year and identify such orders. [25-6.0423(5)(c)1.a., F.A..C.]
[25-6.0423 (8)(d), F.A..C.]

COMPANY: Progress Energy - FL
DOCKET NO.: 100009-EI

For Year Ended 12/31/2009

Line No.	(H) Actual July	(I) Actual August	(J) Actual September	(K) Actual October	(L) Actual November	(M) Actual December	(N) 12 Month Total
Jurisdictional Dollars							
1. Final Site Selection Costs for the Period [25-6.0423(2)(f), F.A..C.]							
a. Additions (Schedule T-2.1, line 1)	\$0	\$0	\$0	\$0	\$0	\$0	\$0
b. Carrying Costs on Additions (Schedule T-2.1, line 7)	198,267	167,694	136,799	105,579	74,030	42,150	2,538,561
c. Carrying Costs on Deferred Tax Asset (Schedule T-3A.1, line 12)	70,442	82,315	94,313	106,436	118,686	131,065	783,314
d. Allocated or Assigned O&M Amounts	0	0	0	0	0	0	0
e. Total Site Selection Amount (Lines 1.a through 1.d)	\$268,708	\$250,009	\$231,111	\$212,015	\$192,717	\$173,215	\$3,321,875
2. Final Preconstruction Costs for the Period [25-6.0423(2)(g), F.A..C.]							
a. Additions (Schedule T-2.2, line 1)	\$26,904,121	\$4,954,213	\$17,725,879	\$17,833,757	\$6,961,957	\$3,321,975	\$253,613,544
b. Carrying Costs on Additions (Schedule T-2.2, line 7)	1,760,634	1,670,366	1,532,647	1,472,329	1,354,654	1,141,938	18,815,672
c. Carrying Costs on Deferred Tax Asset (Schedule T-3A.2, line 12)	610,924	710,391	808,061	904,297	1,000,894	1,100,753	6,755,340
d. Allocated or Assigned O&M Amounts	0	0	0	0	0	0	0
e. Total Preconstruction Amount (Lines 2.a through 2.d)	\$29,275,679	\$7,334,970	\$20,066,587	\$20,210,382	\$9,317,505	\$5,564,666	\$279,184,556
3. Final Construction Costs for the Period [25-6.0423(2)(i), F.A..C.]							
Avg. Net Additions - Balance (Schedule T-2.3, line 8)	\$62,967,247	\$60,235,156	\$57,102,092	\$53,663,424	\$49,814,786	\$43,031,615	
a. Carrying Costs on Additions (Schedule T-2.3, line 10)	662,504	633,758	600,794	564,614	524,121	84,541	7,279,415
b. Carrying Costs on Deferred Tax Asset (Schedule T-3A.3, line 12)	(3,272)	(3,124)	(3,090)	(3,181)	(3,407)	(3,779)	(47,593)
c. Allocated or Assigned O&M Amounts	0	0	0	0	0	0	0
d. Total Construction Amount (Lines 3.a through 3.c)	\$659,232	\$630,634	\$597,704	\$561,433	\$520,714	\$80,761	\$7,231,822
4. Allocated or Assigned O&M Amounts (Schedule T-4, line 43)	\$598,155	\$400,179	\$245,068	\$253,675	\$396,808	\$415,093	\$4,020,056
5. Other Adjustments (Note 1)	\$0	\$0	\$0	\$0	\$0	\$7,619	\$7,619
6. Total Final Period Amount (Lines 1.e + 2.e + 3.d + 4 + 5)	\$30,801,774	\$8,615,792	\$21,140,470	\$21,237,505	\$10,427,744	\$6,241,354	\$293,765,928
7. Projected Amount for the Period (Order No. PSC 08-0749-FOF-EI)	\$13,146,931	\$13,534,550	\$12,998,213	\$13,527,891	\$13,827,788	\$15,833,086	\$147,907,457
8. Estimated / Actual True-up Amount for the Period (Order No. PSC 09-0783-FOF-EI)	\$24,859,586	\$11,916,757	\$12,128,512	\$12,314,306	\$12,165,025	\$12,322,740	\$289,573,109
9. Final True-up Amount for the Period (Line 6 - line 8)	\$5,942,188	(\$3,300,965)	\$9,011,958	\$8,923,199	(\$1,737,281)	(\$6,081,386)	\$4,192,819

Note 1: The amount represents the revenue requirements associated with the Crystal River Substation Expansion which was placed in service in December 2009.

LEVY COUNTY UNITS 1 & 2

Site Selection, Preconstruction Costs, and Carrying Costs on Construction Cost Balance

Final True-up Filing: Site Selection Category - Plant Additions, Expenditures and Associated Carrying Costs

Schedule T-2.1

EXPLANATION: Provide the calculation of the monthly under/over recovery of plant additions and applicable carrying charges for the Site Selection Category. This schedule is not required if no costs were approved for recovery and no costs are being requested. List and describe the components and levels, identify supporting schedule and line. Include in the under/over recovery calculation applicable Commission approved projection amounts for the reported year and identify such orders.

[25-6.0423(5)(c)1.a.,F.A..C.]
 [25-6.0423 (2)(f),F.A..C.]
 [25-6.0423 (5)(a),F.A..C.]
 [25-6.0423 (8)(d),F.A..C.]

COMPANY:
 Progress Energy - FL
 DOCKET NO.:
 100009-EI

For Year Ended 12/31/2009

Line No.	Beginning Balance	(A) Actual January	(B) Actual February	(C) Actual March	(D) Actual April	(E) Actual May	(F) Actual June	(G) 6 Month Total
Jurisdictional Dollars								
1. Site Selection Plant Additions for the Period (Schedule T 6.1 Line 29)		\$0	\$0	\$0	\$0	\$0	\$0	\$0
2. Cumulative Under/(Over) Recovery (Cumulative Prior Months Line 10)		0	375,136	721,560	1,038,969	1,327,059	1,585,521	
3. Unamortized Plant Eligible for Return (d)	\$37,206,617	34,102,538	30,998,459	27,894,380	24,790,300	21,686,221	18,582,142	
4. Amortization of Plant Eligible for Return (d)	37,248,950	3,104,079	3,104,079	3,104,079	3,104,079	3,104,079	3,104,079	18,624,475
5. Average Net Unamortized Plant Eligible for Return		35,654,577	32,925,634	30,167,979	27,381,309	24,565,320	21,719,702	
6. Return on Average Net Unamortized Plant Eligible for Return (a)								
a. Equity Component (b)		194,817	179,906	164,838	149,611	134,225	118,676	942,073
b. Equity Comp. grossed up for taxes (c)		317,162	292,887	268,356	243,568	218,518	193,205	1,533,696
c. Debt Component		57,974	53,537	49,053	44,522	39,943	35,316	280,346
7. Site Selection Carrying Cost on Plant Additions for the Period (Line 6b + 6c)		\$375,136	\$346,424	\$317,409	\$288,090	\$258,462	\$228,522	\$1,814,042
8. Site Selection Plant & Carrying Cost for the Period (Line 1 + 7)		\$375,136	\$346,424	\$317,409	\$288,090	\$258,462	\$228,522	\$1,814,042
9. Projected Site Selection Plant & Carrying Cost for the Period		\$0	\$0	\$0	\$0	\$0	\$0	\$0
10. Under/(Over) Recovery (Line 8 - Line 9)		\$375,136	\$346,424	\$317,409	\$288,090	\$258,462	\$228,522	\$1,814,042

Notes:

(a) AFUDC actual monthly rate is calculated using the formula $M = [(1 + A/100)^{1/12} - 1] \times 100$; resulting in a monthly accrual rate of 0.005464 (Equity) and 0.001626 (Debt), which results in the annual rate of 8.848%.

(b) The monthly Equity Component of 6.85% reflects an 11.75% return on equity.

(c) Requirement for the payment of income taxes is calculated using a Federal Income Tax rate of 38.575%.

(d) Line 3 and Line 4 Beginning Balances include:	2006 - 2008 Actual/Estimate	2006 - 2008 True Ups
2006 Site Selection (SS-1, Line 1)	\$3,491,739	\$3,491,739
2007 Site Selection (SS-1, Line 1)	14,036,210	14,036,210
2008 Site Selection/Preconstruction (SS-1/T-1 (SS Only), Line 1)	19,721,001	19,678,668
	<u>\$37,248,950</u>	<u>\$37,206,617</u>

LEVY COUNTY UNITS 1 & 2

Site Selection, Preconstruction Costs, and Carrying Costs on Construction Cost Balance

Schedule T-2.1

Final True-up Filing: Site Selection Category - Plant Additions, Expenditures and Associated Carrying Costs

EXPLANATION: Provide the calculation of the monthly under/over recovery of plant additions and applicable carrying charges for the Site Selection Category. This schedule is not required if no costs were approved for recovery and no costs are being requested. List and describe the components and levels, identify supporting schedule and line. Include in the under/over recovery calculation applicable Commission approved projection amounts for the reported year and identify such orders.

[25-6.0423(5)(c)1.a.,F.A..C.]
 [25-6.0423 (2)(f),F.A..C.]
 [25-6.0423 (5)(a),F.A..C.]
 [25-6.0423 (8)(d),F.A..C.]

COMPANY:
 Progress Energy - FL
 DOCKET NO.:
 100009-EI

For Year Ended 12/31/2009

Line No.	(H) Actual July	(I) Actual August	(J) Actual September	(K) Actual October	(L) Actual November	(M) Actual December	(N) 12 Month Total
Jurisdictional Dollars							
1. Site Selection Plant Additions for the Period (Schedule T 6.1 Line 29)	\$0	\$0	\$0	\$0	\$0	\$0	\$0
2. Cumulative Under/(Over) Recovery (Cumulative Prior Months Line 10)	1,814,042	2,012,309	2,180,003	2,316,801	2,422,380	2,496,410	
3. Unamortized Plant Eligible for Return	15,478,063	12,373,984	9,269,905	6,165,825	3,061,746	(42,333)	
4. Amortization of Plant Eligible for Return	3,104,079	3,104,079	3,104,079	3,104,079	3,104,079	3,104,079	37,248,950
5. Average Net Unamortized Plant Eligible for Return	18,844,145	15,938,332	13,001,947	10,034,666	7,036,166	4,006,117	
6. Return on Average Net Unamortized Plant Eligible for Return (a)							
a. Equity Component (b)	102,964	87,087	71,043	54,829	38,446	21,889	1,318,331
b. Equity Comp. grossed up for taxes (c)	167,626	141,778	115,658	89,262	62,590	35,636	2,146,246
c. Debt Component	30,641	25,916	21,141	16,316	11,441	6,514	392,315
7. Site Selection Carrying Cost on Plant Additions for the Period (Line 6b + 6c)	\$198,267	\$167,694	\$136,799	\$105,579	\$74,030	\$42,150	\$2,538,560
8. Site Selection Plant & Carrying Cost for the Period (Line 1 + 7)	\$198,267	\$167,694	\$136,799	\$105,579	\$74,030	\$42,150	\$2,538,560
9. Projected Site Selection Plant & Carrying Cost for the Period	\$0	\$0	\$0	\$0	\$0	\$0	\$0
10. Under/(Over) Recovery (Line 8 - Line 9)	\$198,267	\$167,694	\$136,799	\$105,579	\$74,030	\$42,150	\$2,538,560

Notes:

(a) AFUDC actual monthly rate is calculated using the formula $M = ((1 + A/100)^{1/12} - 1) \times 100$; resulting in a monthly accrual rate of 0.005464 (Equity) and 0.001626 (Debt), which results in the annual rate of 8.848%.

(b) The monthly Equity Component of 6.85% reflects an 11.75% return on equity.

(c) Requirement for the payment of income taxes is calculated using a Federal Income Tax rate of 38.575%.

LEVY COUNTY UNITS 1 & 2
Site Selection, Preconstruction Costs, and Carrying Costs on Construction Cost Balance
Final True-up Filing: Preconstruction Category: Plant Additions, Expenditures and Associated Carrying Costs

EXPLANATION: Provide the calculation of the monthly under/over recovery of plant additions and applicable carrying charges for the Preconstruction Category. This schedule is not required if no costs were approved for recovery and no costs are being requested. List and describe the components and levels, identify supporting schedule and line. Include in the under/over recovery calculation applicable Commission approved projection amounts for the reported year and identify such orders.

[25-6.0423 (5)(c)1.a.,F.A..C.]
 [25-6.0423 (2)(g),F.A..C.]
 [25-6.0423 (5)(a),F.A..C.]
 [25-6.0423 (8)(d),F.A..C.]

COMPANY: Progress Energy - FL
 DOCKET NO.: 100009-EI

For Year Ended 12/31/2009

Line No.	Beginning Balance	(A) Actual January	(B) Actual February	(C) Actual March	(D) Actual April	(E) Actual May	(F) Actual June	(G) 6 Month Total
Jurisdictional Dollars								
1. Preconstruction Plant Additions for the Period (Schedule T 6.2 Line 29)		\$7,326,182	\$39,004,811	\$72,753,313	\$8,607,804	\$45,345,059	\$2,874,474	\$175,911,642
2. Cumulative Under/(Over) Recovery (Cumulative Prior Months Line 10)		0	1,756,636	32,848,187	97,606,747	98,473,669	136,275,704	
3. Unamortized Plant Eligible for Return (d)	\$130,328,045	113,797,404	97,266,763	80,736,122	64,205,481	47,674,840	31,144,199	
4. Amortization of Plant Eligible for Return (d)	198,367,692	16,530,641	16,530,641	16,530,641	16,530,641	16,530,641	16,530,641	99,183,846
5. Average Net Unamortized Plant Eligible for Return		125,725,815	126,791,124	158,226,285	174,381,451	177,086,359	177,122,460	
6. Return on Average Net Unamortized Plant Eligible for Return (a)								
a. Equity Component (b)		686,966	692,787	864,548	952,820	967,600	967,797	5,132,518
b. Equity Comp. grossed up for taxes (c)		1,118,382	1,127,858	1,407,486	1,551,193	1,575,254	1,575,575	8,355,748
c. Debt Component		204,430	206,162	257,276	283,544	287,942	288,001	1,527,356
7. Preconstruction Carrying Cost on Plant Additions for the Period (Line 6b + 6c)		\$1,322,812	\$1,334,020	\$1,664,762	\$1,834,737	\$1,863,197	\$1,863,576	\$9,883,104
8. Preconstruction Plant & Carrying Cost for the Period (Line 1 + 7)		\$8,648,994	\$40,338,831	\$74,418,075	\$10,442,541	\$47,208,256	\$4,738,050	\$185,794,746
9. Projected Preconstruction Plant & Carrying Cost for the Period (Order No. PSC 08-0749-FOF-EI)		\$6,892,358	\$9,247,280	\$9,659,514	\$9,575,619	\$9,406,221	\$10,006,348	\$54,787,340
10. Under/(Over) Recovery (Line 8 - Line 9)		\$1,756,636	\$31,091,551	\$64,758,561	\$866,922	\$37,802,035	(\$5,268,298)	\$131,007,406

Notes:

- (a) AFUDC actual monthly rate is calculated using the formula $M = [(1 + A/100)^{1/12} - 1] \times 100$; resulting in a monthly accrual rate of 0.005464 (Equity) and 0.001626 (Debt), which results in the annual rate of 8.848%.
- (b) The monthly Equity Component of 6.85% reflects an 11.75% return on equity.
- (c) Requirement for the payment of income taxes is calculated using a Federal Income Tax rate of 38.575%.
- (d) Line 3 and Line 4 Beginning Balances include:

<u>2008 Actual/Estimate</u>	<u>2008 True Ups</u>
2008 Site Selection/Preconstruction (AE-1/T-1 (PC Only), Line 1)	\$198,367,692
	\$130,328,045

LEVY COUNTY UNITS 1 & 2

Site Selection, Preconstruction Costs, and Carrying Costs on Construction Cost Balance
 Final True-up Filing: Preconstruction Category: Plant Additions, Expenditures and Associated Carrying Costs

Schedule T-2.2

EXPLANATION: Provide the calculation of the monthly under/over recovery of plant additions and applicable carrying charges for the Preconstruction Category. This schedule is not required if no costs were approved for recovery and no costs are being requested. List and describe the components and levels, identify supporting schedule and line. Include in the under/over recovery calculation applicable Commission approved projection amounts for the reported year and identify such orders.

[25-6.0423 (5)(c)1.a.,F.A..C.]
 [25-6.0423 (2)(g),F.A..C.]
 [25-6.0423 (5)(a),F.A..C.]
 [25-6.0423 (8)(d),F.A..C.]

COMPANY: Progress Energy - FL
 DOCKET NO.: 100009-EI

For Year Ended 12/31/2009

Line No.	(H) Actual July	(I) Actual August	(J) Actual September	(K) Actual October	(L) Actual November	(M) Actual December	(N) 12 Month Total
Jurisdictional Dollars							
1. Preconstruction Plant Additions for the Period (Schedule T 6.2 Line 29)	\$26,904,121	\$4,954,213	\$17,725,879	\$17,833,757	\$6,961,957	\$3,321,975	\$253,613,544
2. Cumulative Under/(Over) Recovery (Cumulative Prior Months Line 10)	131,007,406	149,933,558	146,988,932	157,732,773	168,514,972	168,477,094	
3. Unamortized Plant Eligible for Return	14,613,558	(1,917,083)	(18,447,724)	(34,978,365)	(51,509,006)	(68,039,647)	
4. Amortization of Plant Eligible for Return	16,530,641	16,530,641	16,530,641	16,530,641	16,530,641	16,530,641	198,367,692
5. Average Net Unamortized Plant Eligible for Return	167,338,345	158,758,902	145,669,468	139,936,607	128,752,265	110,363,755	
6. Return on Average Net Unamortized Plant Eligible for Return (a)							
a. Equity Component (b)	914,337	867,459	795,938	764,614	703,502	603,028	9,781,395
b. Equity Comp. grossed up for taxes (c)	1,488,542	1,412,224	1,295,788	1,244,792	1,145,303	981,730	15,924,127
c. Debt Component	272,092	258,142	236,859	227,537	209,351	179,451	2,910,789
d. Other Adjustments (d)	0	0	0	0	0	(19,244)	(19,244)
7. Preconstruction Carrying Cost on Plant Additions for the Period (Line 6b + 6c+ 6d)	<u>\$1,760,634</u>	<u>\$1,670,366</u>	<u>\$1,532,647</u>	<u>\$1,472,329</u>	<u>\$1,354,654</u>	<u>\$1,141,938</u>	<u>\$18,815,672</u>
8. Preconstruction Plant & Carrying Cost for the Period (Line 1 + 7)	<u>\$28,664,755</u>	<u>\$6,624,579</u>	<u>\$19,258,526</u>	<u>\$19,306,086</u>	<u>\$8,316,611</u>	<u>\$4,463,913</u>	<u>\$272,429,216</u>
9. Projected Preconstruction Plant & Carrying Cost for the Period (Order No. PSC 08-0749-FOF-EI)	\$9,738,603	\$9,569,205	\$8,514,685	\$8,523,887	\$8,354,489	\$9,792,486	\$109,280,695
10. Under/(Over) Recovery (Line 8 - Line 9)	<u>\$18,926,152</u>	<u>(\$2,944,626)</u>	<u>\$10,743,841</u>	<u>\$10,782,199</u>	<u>(\$37,878)</u>	<u>(\$5,328,573)</u>	<u>\$163,148,521</u>

Notes:

- (a) AFUDC actual monthly rate is calculated using the formula $M = \{(1 + A/100)^{1/12} - 1\} \times 100$; resulting in a monthly accrual rate of 0.005464 (Equity) and 0.001626 (Debt), which results in the annual rate of 8.848%.
- (b) The monthly Equity Component of 6.85% reflects an 11.75% return on equity.
- (c) Requirement for the payment of income taxes is calculated using a Federal Income Tax rate of 38.575%.
- (d) This adjustment represents return on a project that has been moved out of the Levy project.

LEVY COUNTY UNITS 1 & 2
Site Selection, Preconstruction Costs, and Carrying Costs on Construction Cost Balance
Final True-up Filing: Construction Category - Plant Additions, Expenditures and Associated Carrying Costs

Schedule T-2.3

EXPLANATION: Provide the calculation of the monthly over/under recovery of applicable carrying charges for the Construction Category. This schedule is not required if no costs were approved for recovery and no costs are being requested. List and describe the components and levels, identify supporting schedule and line. Include in the under/over recovery calculation applicable Commission approved projection amounts for the reported year and identify such orders.

[25-6.0423 (5)(c)1.a., F.A.C.]
 [25-6.0423 (2)(i), F.A.C.]
 [25-6.0423 (5)(b), F.A.C.]
 [25-6.0423 (8)(d), F.A.C.]

COMPANY: Progress Energy - FL
 DOCKET NO.: 100009-EI

For Year Ended 12/31/2009

Line No.	Beginning Balance	(A) Actual January	(B) Actual February	(C) Actual March	(D) Actual April	(E) Actual May	(F) Actual June	(G) 6 Month Total
Jurisdictional Dollars								
1. Construction Cost: Plant Additions for the Period (Schedule T 6.3 Line 33)	\$57,492,188	\$58,934	\$97,607	\$4,872,809	\$55,848	\$8,575	\$503	\$62,586,463
2. Transfers to Plant in Service	0	0	0	0	0	0	0	0
3. Other Adjustments		0	0	0	0	0	0	
4. Prior Period Under/(Over) Recovery (Prior Month Line 12)		0	(53,168)	(114,550)	(316,237)	(687,349)	(1,091,466)	
5. Prior Period Under/(Over) Carrying Charge Unrecovered Balance (d)	9,193,679	8,421,592	7,649,505	6,877,418	6,105,331	5,333,244	4,561,158	
6. Prior Period Carrying Charge Recovered (d)	9,265,043	772,087	772,087	772,087	772,087	772,087	772,087	4,632,522
7. Plant Eligible for Return (Prior Mo. Balance + Line 1 - 2 + 3 + 4 - 6)	<u>\$66,685,867</u>	<u>\$65,972,714</u>	<u>\$65,245,066</u>	<u>\$69,231,237</u>	<u>\$68,198,762</u>	<u>\$66,747,901</u>	<u>\$64,884,851</u>	
8. Average Net Plant Additions		\$66,329,290	\$65,582,306	\$67,180,876	\$68,556,881	\$67,129,657	\$65,270,843	
9. Return on Average Net Plant Additions (a)								
a. Equity Component (b)		362,423	358,342	367,076	374,595	366,796	356,639	2,185,871
b. Equity Comp. grossed up for taxes (c)		590,026	583,381	597,601	609,841	597,145	580,609	3,558,802
c. Debt Component		107,851	106,637	109,236	111,473	109,153	106,130	650,481
10. Construction Carrying Cost for the Period (Line 9b + 9c)		<u>\$697,877</u>	<u>\$690,018</u>	<u>\$706,837</u>	<u>\$721,314</u>	<u>\$706,298</u>	<u>\$686,739</u>	<u>\$4,209,083</u>
11. Projected Construction Carrying Cost Plant Additions for the Period (Order No. PSC 08-0749-FOF-EI)		\$751,045	\$804,568	\$1,023,074	\$1,408,663	\$1,797,764	\$2,218,475	\$8,003,589
12. Under/(Over) Recovery (Line 10 - Line 11)		<u>(\$53,168)</u>	<u>(\$114,550)</u>	<u>(\$316,237)</u>	<u>(\$687,349)</u>	<u>(\$1,091,466)</u>	<u>(\$1,531,736)</u>	<u>(\$3,794,506)</u>

Notes:

(a) AFUDC actual monthly rate is calculated using the formula $M = [(1 + A/100)^{1/12} - 1] \times 100$; resulting in a monthly accrual rate of 0.005464 (Equity) and 0.001626 (Debt), which results in the annual rate of 8.848%.

(b) The monthly Equity Component of 6.85% reflects an 11.75% return on equity.

(c) Requirement for the payment of income taxes is calculated using a Federal Income Tax rate of 38.575%.

(d) Line 5 and Line 6 Beginning Balances include:	<u>2007 - 2008 Actual/Estimate</u>	<u>2007 - 2008 True Ups</u>
2007 Preconstruction/Construction (T-1, Line 2)	\$1,713,284	\$1,713,284
2008 Preconstruction/Construction (AE-1/T-1, Line 2)	7,551,759	7,480,395
	<u>\$9,265,043</u>	<u>\$9,193,679</u>

LEVY COUNTY UNITS 1 & 2
Site Selection, Preconstruction Costs, and Carrying Costs on Construction Cost Balance
Final True-up Filing: Construction Category - Plant Additions, Expenditures and Associated Carrying Costs

Schedule T-2.3

EXPLANATION: Provide the calculation of the monthly over/under recovery of applicable carrying charges for the Construction Category. This schedule is not required if no costs were approved for recovery and no costs are being requested. List and describe the components and levels, identify supporting schedule and line. Include in the under/over recovery calculation applicable Commission approved projection amounts for the reported year and identify such orders.

[25-6.0423 (5)(c)1.a.,F.A..C.]
 [25-6.0423 (2)(i),F.A..C.]
 [25-6.0423 (5)(b),F.A..C.]
 [25-6.0423 (8)(d),F.A..C.]

COMPANY: Progress Energy - FL
 DOCKET NO.: 100009-EI

For Year Ended 12/31/2009

Line No.	(H) Actual July	(I) Actual August	(J) Actual September	(K) Actual October	(L) Actual November	(M) Actual December	(N) 12 Month Total
Jurisdictional Dollars							
1. Construction Cost: Plant Additions for the Period (Schedule T 6.3 Line 33)	\$351	\$88,142	\$144,372	\$358,614	\$154,485	(\$3,490,254)	\$59,842,174
2. Transfers to Plant in Service	0	0	0	0	0	1,166,851	1,166,851
3. Other Adjustments	0	0	0	0	0	0	
4. Prior Period Under/(Over) Recovery (Prior Month Line 12)	(1,531,736)	(2,004,250)	(2,477,234)	(2,918,074)	(3,333,101)	(3,759,775)	
5. Prior Period Under/(Over) Carrying Charge Unrecovered Balance	3,789,071	3,016,984	2,244,897	1,472,810	700,723	(71,364)	
6. Prior Period Carrying Charge Recovered	772,087	772,087	772,087	772,087	772,087	772,087	9,265,043
7. Plant Eligible for Return (Prior Mo. Balance + Line 1 - 2 + 3 + 4 - 6)	<u>\$62,581,379</u>	<u>\$59,893,183</u>	<u>\$56,788,234</u>	<u>\$53,456,688</u>	<u>\$49,505,985</u>	<u>\$40,317,019</u>	
8. Average Net Plant Additions	\$62,967,247	\$60,235,156	\$57,102,092	\$53,663,424	\$49,814,786	\$43,031,615	
9. Return on Average Net Plant Additions (a)							
a. Equity Component (b)	344,053	329,125	312,006	293,217	272,188	235,125	3,971,585
b. Equity Comp. grossed up for taxes (c)	560,119	535,816	507,946	477,358	443,122	382,783	6,465,746
c. Debt Component	102,385	97,942	92,848	87,257	80,999	69,869	1,181,881
d. Other Adjustments (d)	0	0	0	0	0	(368,212)	(368,212)
10. Construction Carrying Cost for the Period (Line 9b + 9c + 9d)	<u>\$662,504</u>	<u>\$633,758</u>	<u>\$600,794</u>	<u>\$564,614</u>	<u>\$524,121</u>	<u>\$84,541</u>	<u>\$7,279,415</u>
11. Projected Construction Carrying Cost Plant Additions for the Period (Order No. PSC 08-0749-FOF-EI)	\$2,666,754	\$3,110,992	\$3,518,868	\$3,897,715	\$4,283,896	\$4,736,088	\$30,217,902
12. Under/(Over) Recovery (Line 10 - Line 11)	<u>(\$2,004,250)</u>	<u>(\$2,477,234)</u>	<u>(\$2,918,074)</u>	<u>(\$3,333,101)</u>	<u>(\$3,759,775)</u>	<u>(\$4,651,547)</u>	<u>(\$22,938,487)</u>

Notes:

- (a) AFUDC actual monthly rate is calculated using the formula $M = [(1 + A/100)^{1/12} - 1] \times 100$; resulting in a monthly accrual rate of 0.005464 (Equity) and 0.001626 (Debt), which results in the annual rate of 8.848%.
- (b) The monthly Equity Component of 6.85% reflects an 11.75% return on equity.
- (c) Requirement for the payment of income taxes is calculated using a Federal Income Tax rate of 38.575%.
- (d) This adjustment represents return on a project that has been moved out of the Levy project.

LEVY COUNTY UNITS 1 & 2

Site Selection, Preconstruction Costs, and Carrying Costs on Construction Cost Balance
Final True-up Filing: Site Selection Category - Carrying Cost on Deferred Tax Asset

Schedule T-3A.1

EXPLANATION: Provide the calculation of the monthly under/over recovery of applicable carrying charges on Deferred Tax Asset (DTA) for the Site Selection Category. This schedule is not required if no costs were approved for recovery and no costs are being requested. List and describe the components and levels, identify supporting schedule and line. Include in the under/over recovery calculation applicable Commission approved projection amounts for the reported year and identify such orders.

[25-6.0423 (5)(c)1.a., F.A..C.]
[25-6.0423 (2)(f), F.A..C.]
[25-6.0423 (5)(a), F.A..C.]
[25-6.0423 (8)(d), F.A..C.]

COMPANY: Progress Energy - FL
DOCKET NO.: 100009-EI

For Year Ended 12/31/2009

Line No.	(A)	(B)	(C)	(D)	(E)	(F)	(G)	(H)
	Beginning of Period	Actual January	Actual February	Actual March	Actual April	Actual May	Actual June	6 Month Total
Jurisdictional Dollars								
1. Site Selection Cost - Construction Period Interest (Schedule T-3B.1, Line 6)		\$0	\$0	\$0	\$0	\$0	\$0	\$0
2. Site Selection Costs Recovered Excluding AFUDC		2,678,145	2,678,145	2,678,145	2,678,145	2,678,145	2,678,145	16,068,868
3. Other Adjustments (d)		72,933	72,933	72,933	72,933	72,933	72,933	
4. Tax Basis Less Book Basis (Line 1 + 2 + 3)		<u>(\$875,191)</u>	<u>\$2,751,077</u>	<u>\$2,751,077</u>	<u>\$2,751,077</u>	<u>\$2,751,077</u>	<u>\$2,751,077</u>	
5. Deferred Tax Asset (DTA) on Tax Basis in Excess of Book (Line 4 * Tax Rate)	38.575%	<u>(\$337,605)</u>	<u>\$1,061,228</u>	<u>\$1,061,228</u>	<u>\$1,061,228</u>	<u>\$1,061,228</u>	<u>\$1,061,228</u>	
6. Prior Period Site Selection Unrecovered Balance		(\$33,628)	(\$30,918)	(\$28,208)	(\$25,498)	(\$22,788)	(\$20,078)	(\$17,369)
7. Prior Period Site Selection Expenses Recovered		(32,519)	(2,710)	(2,710)	(2,710)	(2,710)	(2,710)	(2,710)
8. Prior Month Under/(Over) Recovery (Prior Month Line 14)		0	1,691	12,894	24,165	35,554	47,062	
9. Balance Eligible for Return (Prior Month Line 9 + Line 5 - 7 + 8)		(371,233)	692,705	1,758,334	2,835,166	3,923,269	5,022,761	6,133,762
10. Average Balance Eligible for Return			160,736	1,225,520	2,296,750	3,379,218	4,473,015	5,578,261
11. Site Selection Carrying Cost on DTA (a)								
a. Equity Component (b)		878	6,696	12,549	18,464	24,441	30,480	93,508
b. Equity Comp. grossed up for taxes (c)		1,430	10,901	20,431	30,059	39,789	49,621	152,231
c. Debt Component		261	1,993	3,735	5,495	7,273	9,070	27,827
12. Site Selection Carrying Cost on DTA for the Period (Line 11b + 11c)		<u>\$1,691</u>	<u>\$12,894</u>	<u>\$24,165</u>	<u>\$35,554</u>	<u>\$47,062</u>	<u>\$58,691</u>	<u>\$180,058</u>
13. Projected Site Selection Carrying Cost on DTA for the Period (Order No. PSC 08-0749-FOF-EI)		\$0	\$0	\$0	\$0	\$0	\$0	\$0
14. Under/(Over) Recovery (Line 12 - Line 13)		<u>\$1,691</u>	<u>\$12,894</u>	<u>\$24,165</u>	<u>\$35,554</u>	<u>\$47,062</u>	<u>\$58,691</u>	<u>\$180,058</u>

(a) AFUDC actual monthly rate is calculated using the formula $M = \{(1 + A/100)^{1/12} - 1\} \times 100$; resulting in a monthly accrual rate of 0.005464 (Equity) and 0.001626 (Debt), which results in the annual rate of 8.848%.
 (b) The monthly Equity Component of 6.85% reflects an 11.75% return on equity.
 (c) Requirement for the payment of income taxes is calculated using a Federal Income Tax rate of 38.575%.
 (d) Balance represents the prior period debt component that was recorded as a deferred tax liability until its recovery in rates and is being amortized over twelve months.

LEVY COUNTY UNITS 1 & 2
Site Selection, Preconstruction Costs, and Carrying Costs on Construction Cost Balance
Final True-up Filing: Site Selection Category - Carrying Cost on Deferred Tax Asset

EXPLANATION: Provide the calculation of the monthly under/over recovery of applicable carrying charges on Deferred Tax Asset (DTA) for the Site Selection Category. This schedule is not required if no costs were approved for recovery and no costs are being requested. List and describe the components and levels, identify supporting schedule and line. Include in the under/over recovery calculation applicable Commission approved projection amounts for the reported year and identify such orders.

[25-6.0423 (5)(c)1.a., F.A..C.]
 [25-6.0423 (2)(f), F.A..C.]
 [25-6.0423 (5)(a), F.A..C.]
 [25-6.0423 (8)(d), F.A..C.]

COMPANY: Progress Energy - FL
 DOCKET NO.: 100009-EI

For Year Ended 12/31/2009

Line No.	(I) Beginning of Period	(J) Actual July	(K) Actual August	(L) Actual September	(M) Actual October	(N) Actual November	(O) Actual December	(P) 12 Month Total
Jurisdictional Dollars								
1. Site Selection Cost - Construction Period Interest (Schedule T-3B.1, Line 6)		\$0	\$0	\$0	\$0	\$0	\$0	\$0
2. Site Selection Costs Recovered Excluding AFUDC		2,678,145	2,678,145	2,678,145	2,678,145	2,678,145	2,678,145	32,137,735
3. Other Adjustments (d)		72,933	72,933	72,933	72,933	72,933	72,933	
4. Tax Basis Less Book Basis (Line 1 + 2 + 3)		<u>\$0</u>	<u>\$2,751,077</u>	<u>\$2,751,077</u>	<u>\$2,751,077</u>	<u>\$2,751,077</u>	<u>\$2,751,077</u>	
5. Deferred Tax Asset (DTA) on Tax Basis in Excess of Book (Line 4 * Tax Rate)	38.575%	<u>\$0</u>	<u>\$1,061,228</u>	<u>\$1,061,228</u>	<u>\$1,061,228</u>	<u>\$1,061,228</u>	<u>\$1,061,228</u>	
6. Prior Period Site Selection Unrecovered Balance		(\$14,659)	(\$11,949)	(\$9,239)	(\$6,529)	(\$3,819)	(\$1,109)	
7. Prior Period Site Selection Expenses Recovered		(2,710)	(2,710)	(2,710)	(2,710)	(2,710)	(2,710)	
8. Prior Month Under/(Over) Recovery (Prior Month Line 14)		58,691	70,442	82,315	94,313	106,436	118,686	
9. Balance Eligible for Return (Prior Month Line 9 + Line 5 - 7 + 8)		7,256,391	8,390,770	9,537,023	10,695,274	11,865,648	13,048,272	
10. Average Balance Eligible for Return		6,695,076	7,823,580	8,963,897	10,116,148	11,280,461	12,456,960	
11. Site Selection Carrying Cost on DTA (a)								
a. Equity Component (b)		36,582	42,748	48,979	55,275	61,636	68,065	406,793
b. Equity Comp. grossed up for taxes (c)		59,555	69,594	79,737	89,987	100,344	110,810	662,259
c. Debt Component		10,886	12,721	14,575	16,449	18,342	20,255	121,055
12. Site Selection Carrying Cost on DTA for the Period (Line 11b + 11c)		<u>\$70,442</u>	<u>\$82,315</u>	<u>\$94,313</u>	<u>\$106,436</u>	<u>\$118,686</u>	<u>\$131,065</u>	<u>\$783,314</u>
13. Projected Site Selection Carrying Cost on DTA for the Period (Order No. PSC 08-0749-FOF-EI)		\$0	\$0	\$0	\$0	\$0	\$0	\$0
14. Under/(Over) Recovery (Line 12 - Line 13)		<u>\$70,442</u>	<u>\$82,315</u>	<u>\$94,313</u>	<u>\$106,436</u>	<u>\$118,686</u>	<u>\$131,065</u>	<u>\$783,314</u>

(a) AFUDC actual monthly rate is calculated using the formula $M = [(1 + A/100)^{1/12} - 1] \times 100$; resulting in a monthly accrual rate of 0.005464 (Equity) and 0.001626 (Debt), which results in the annual rate of 8.848%.
 (b) The monthly Equity Component of 6.85% reflects an 11.75% return on equity.
 (c) Requirement for the payment of income taxes is calculated using a Federal Income Tax rate of 38.575%.
 (d) Balance represents the prior period debt component that was recorded as a deferred tax liability until its recovery in rates and is being amortized over twelve months.

LEVY COUNTY UNITS 1 & 2
Site Selection, Preconstruction Costs, and Carrying Costs on Construction Cost Balance
Final True-up Filing: Preconstruction Category - Carrying Cost on Deferred Tax Asset

Schedule T-3A.2

EXPLANATION: Provide the calculation of the monthly under/over recovery of applicable carrying charges on Deferred Tax Asset (DTA) for the Preconstruction Category. This schedule is not required if no costs were approved for recovery and no costs are being requested. List and describe the components and levels, identify supporting schedule and line. Include in the under/over recovery calculation applicable Commission approved projection amounts for the reported year and identify such orders.

[25-6.0423 (5)(c)1.a.,F.A..C.]
 [25-6.0423 (2)(g),F.A..C.]
 [25-6.0423 (5)(a),F.A..C.]
 [25-6.0423 (8)(d),F.A..C.]

COMPANY:
 Progress Energy - FL
 DOCKET NO.:
 100009-EI

For Year Ended 12/31/2009

Line No.	(A) Beginning of Period	(B) Actual January	(C) Actual February	(D) Actual March	(E) Actual April	(F) Actual May	(G) Actual June	(H) 6 Month Total
Jurisdictional Dollars								
1. Preconstruction Cost - Construction Period Interest (Schedule T-3B.2, Line 6)		\$0	\$0	\$0	\$0	\$0	\$0	\$0
2. Preconstruction Costs Recovered Excluding AFUDC		20,491,912	23,016,232	23,597,864	23,683,367	23,683,367	24,452,892	138,925,636
3. Other Adjustments (d)		124,324	124,324	124,324	124,324	124,324	124,324	
4. Tax Basis Less Book Basis (Line 1 + 2 + 3)		<u>(\$1,491,887)</u>	<u>\$20,616,236</u>	<u>\$23,140,556</u>	<u>\$23,722,188</u>	<u>\$23,807,691</u>	<u>\$23,607,691</u>	<u>\$24,577,216</u>
5. Deferred Tax Asset (DTA) on Tax Basis in Excess of Book (Line 4 * Tax Rate)	38.575%	<u>(\$575,495)</u>	<u>\$7,952,713</u>	<u>\$8,926,470</u>	<u>\$9,150,834</u>	<u>\$9,183,817</u>	<u>\$9,183,817</u>	<u>\$9,480,661</u>
6. Prior Period Preconstruction Unrecovered Balance		(\$23,464)	(\$20,855)	(\$18,246)	(\$15,638)	(\$13,029)	(\$10,420)	(\$7,811)
7. Prior Period Preconstruction Expenses Recovered		(31,306)	(2,609)	(2,609)	(2,609)	(2,609)	(2,609)	(2,609)
8. Prior Month Under/(Over) Recovery (Prior Month Line 14)		0	8,733	8,640	8,592	8,544	8,495	
9. Balance Eligible for Return (Prior Month Line 9 + Line 5 - 7 + 8)		(598,959)	7,356,363	16,294,174	25,456,257	34,651,275	43,846,245	53,338,009
10. Average Balance Eligible for Return			3,378,702	11,825,268	20,875,216	30,053,766	39,248,760	48,592,127
11. Preconstruction Carrying Cost on DTA (a)								
a. Equity Component (b)			18,461	64,613	114,062	164,214	214,455	841,313
b. Equity Comp. grossed up for taxes (c)			30,055	105,191	185,693	267,340	349,133	1,369,659
c. Debt Component			5,494	19,228	33,943	48,867	63,818	250,361
12. Preconstruction Carrying Cost on DTA for the Period (Line 11b + 11c)			<u>\$35,549</u>	<u>\$124,418</u>	<u>\$219,637</u>	<u>\$316,208</u>	<u>\$412,952</u>	<u>\$1,620,020</u>
13. Projected Preconstruction Carrying Cost on DTA for the Period (Order No. PSC 08-0749-FOF-EI)			\$26,815	\$115,778	\$211,044	\$307,664	\$404,457	\$502,812
14. Under/(Over) Recovery (Line 12 - Line 13)			<u>\$8,733</u>	<u>\$8,640</u>	<u>\$8,592</u>	<u>\$8,544</u>	<u>\$8,495</u>	<u>\$8,445</u>

(a) AFUDC actual monthly rate is calculated using the formula $M = [(1 + A/100)^{1/12} - 1] \times 100$; resulting in a monthly accrual rate of 0.005464 (Equity) and 0.001626 (Debt), which results in the annual rate of 8.848%.
 (b) The monthly Equity Component of 6.85% reflects an 11.75% return on equity.
 (c) Requirement for the payment of income taxes is calculated using a Federal Income Tax rate of 38.575%.
 (d) Balance represents the prior period debt component that was recorded as a deferred tax liability until its recovery in rates and is being amortized over twelve months.

LEVY COUNTY UNITS 1 & 2
Site Selection, Preconstruction Costs, and Carrying Costs on Construction Cost Balance
Final True-up Filing: Preconstruction Category - Carrying Cost on Deferred Tax Asset

EXPLANATION: Provide the calculation of the monthly under/over recovery of applicable carrying charges on Deferred Tax Asset (DTA) for the Preconstruction Category. This schedule is not required if no costs were approved for recovery and no costs are being requested. List and describe the components and levels, identify supporting schedule and line. Include in the under/over recovery calculation applicable Commission approved projection amounts for the reported year and identify such orders.

[25-6.0423 (5)(c)1.a.,F.A..C.]
 [25-6.0423 (2)(g),F.A..C.]
 [25-6.0423 (5)(a),F.A..C.]
 [25-6.0423 (8)(d),F.A..C.]

COMPANY: Progress Energy - FL
 DOCKET NO.: 100009-EI

For Year Ended 12/31/2009

Line No.	(I) Beginning of Period	(J) Actual July	(K) Actual August	(L) Actual September	(M) Actual October	(N) Actual November	(O) Actual December	(P) 12 Month Total	Jurisdictional Dollars										
1.		\$0	\$0	\$0	\$0	\$0	\$0	\$0	\$0										
2.		24,354,545	24,354,545	23,469,423	23,648,022	23,648,022	25,255,417	283,655,611											
3.		124,324	124,324	124,324	124,324	124,324	124,324												
4.		<u>\$0</u>	<u>\$24,478,869</u>	<u>\$24,478,869</u>	<u>\$23,593,747</u>	<u>\$23,772,346</u>	<u>\$23,772,346</u>	<u>\$25,379,741</u>											
5.	38.575%	<u>\$0</u>	<u>\$9,442,724</u>	<u>\$9,442,724</u>	<u>\$9,101,288</u>	<u>\$9,170,183</u>	<u>\$9,170,183</u>	<u>\$9,790,235</u>											
6.		(\$5,202)	(\$2,593)	\$16	\$2,624	\$5,233	\$7,842												
7.		(2,609)	(2,609)	(2,609)	(2,609)	(2,609)	(2,609)												
8.		8,445	8,395	8,345	8,294	8,242	8,190												
9.		62,791,787	72,245,515	81,357,757	90,538,841	99,719,875	109,520,909												
10.		58,064,898	67,518,651	76,801,636	85,948,299	95,129,358	104,620,392												
11.																			
a.		317,267	368,922	419,644	469,622	519,787	571,646	3,508,200											
b.		516,511	600,605	683,181	764,545	846,214	930,640	5,711,355											
c.		94,414	109,785	124,879	139,752	154,680	170,113	1,043,985											
12.		<u>\$610,924</u>	<u>\$710,391</u>	<u>\$808,061</u>	<u>\$904,297</u>	<u>\$1,000,894</u>	<u>\$1,100,753</u>	<u>\$6,755,340</u>											
13.		\$602,529	\$702,046	\$799,767	\$896,055	\$992,704	\$1,092,616	\$6,654,288											
14.		<u>\$8,395</u>	<u>\$8,345</u>	<u>\$8,294</u>	<u>\$8,242</u>	<u>\$8,190</u>	<u>\$8,137</u>	<u>\$101,052</u>											

- (a) AFUDC actual monthly rate is calculated using the formula $M = [(1 + A/100)^{1/12} - 1] \times 100$; resulting in a monthly accrual rate of 0.005464 (Equity) and 0.001626 (Debt), which results in the annual rate of 8.848%.
 (b) The monthly Equity Component of 6.85% reflects an 11.75% return on equity.
 (c) Requirement for the payment of income taxes is calculated using a Federal Income Tax rate of 38.575%.
 (d) Balance represents the prior period debt component that was recorded as a deferred tax liability until its recovery in rates and is being amortized over twelve months.

LEVY COUNTY UNITS 1 & 2

Site Selection, Preconstruction Costs, and Carrying Costs on Construction Cost Balance
Final True-up Filing: Construction Category - Carrying Cost on Deferred Tax Asset

Schedule T-3A.3

EXPLANATION: Provide the calculation of the monthly under/over recovery of applicable carrying charges on Deferred Tax Asset (DTA) for the Construction Category. This schedule is not required if no costs were approved for recovery and no costs are being requested. List and describe the components and levels, identify supporting schedule and line. Include in the under/over recovery calculation applicable Commission approved projection amounts for the reported year and identify such orders.

[25-6.0423 (5)(c)1.a., F.A..C.]
[25-6.0423 (2)(i), F.A..C.]
[25-6.0423 (5)(b), F.A..C.]
[25-6.0423 (8)(d), F.A..C.]

COMPANY: Progress Energy - FL
DOCKET NO.: 100009-EI

For Year Ended 12/31/2009

Line No.	(A) Beginning of Period	(B) Actual January	(C) Actual February	(D) Actual March	(E) Actual April	(F) Actual May	(G) Actual June	(H) 6 Month Total	
Jurisdictional Dollars									
1. Construction Cost - Construction Period Interest (Schedule T-3B.2, Line 6)		\$0	\$0	\$0	\$0	\$0	\$0	\$0	
2. Construction Costs Recovered Excluding AFUDC		0	0	0	0	0	0	0	
3. Other Adjustments (d)		118,401	118,401	118,401	118,401	118,401	118,401		
4. Tax Basis Less Book Basis (Line 1 + 2 + 3)		<u>(\$1,420,811)</u>	<u>\$118,401</u>	<u>\$118,401</u>	<u>\$118,401</u>	<u>\$118,401</u>	<u>\$118,401</u>		
5. Deferred Tax Asset (DTA) on Tax Basis in Excess of Book (Line 4 * Tax Rate)	38.575%	<u>(\$548,078)</u>	<u>\$45,673</u>	<u>\$45,673</u>	<u>\$45,673</u>	<u>\$45,673</u>	<u>\$45,673</u>		
6. Prior Period Construction Unrecovered Balance		(\$42,418)	(\$33,434)	(\$24,450)	(\$15,467)	(\$6,483)	\$2,501	\$11,485	
7. Prior Period Construction Expenses Recovered		(107,806)	(8,984)	(8,984)	(8,984)	(8,984)	(8,984)	(8,984)	
8. Prior Month Under/(Over) Recovery (Prior Month Line 14)		0	980	(4,396)	(10,648)	(17,853)	(26,094)		
9. Balance Eligible for Return (Prior Month Line 9 + Line 5 - 7 + 8)		(\$590,496)	(\$535,839)	(\$480,202)	(\$429,940)	(\$385,932)	(\$349,128)	(\$320,564)	
10. Average Balance Eligible for Return			(\$563,167)	(\$508,020)	(\$455,071)	(\$407,936)	(\$367,530)	(\$334,846)	
11. Construction Carrying Cost on DTA (a)									
a. Equity Component (b)			(3,077)	(2,776)	(2,487)	(2,229)	(2,008)	(1,830)	(14,406)
b. Equity Comp. grossed up for taxes (c)			(5,010)	(4,519)	(4,048)	(3,629)	(3,269)	(2,979)	(23,453)
c. Debt Component			(916)	(826)	(740)	(663)	(598)	(544)	(4,287)
12. Construction Carrying Cost on DTA for the Period (Line 11b + 11c)			<u>(\$5,925)</u>	<u>(\$5,345)</u>	<u>(\$4,788)</u>	<u>(\$4,292)</u>	<u>(\$3,867)</u>	<u>(\$3,523)</u>	<u>(\$27,740)</u>
13. Projected Construction Carrying Cost on DTA for the Period (Order No. PSC 08-0749-FOF-EI)			(\$6,905)	(\$949)	\$5,860	\$13,561	\$22,227	\$31,895	\$65,688
14. Under/(Over) Recovery (Line 12 - Line 13)			<u>\$980</u>	<u>(\$4,396)</u>	<u>(\$10,648)</u>	<u>(\$17,853)</u>	<u>(\$26,094)</u>	<u>(\$35,418)</u>	<u>(\$93,428)</u>

(a) AFUDC actual monthly rate is calculated using the formula $M = [(1 + A/100)^{1/12} - 1] \times 100$; resulting in a monthly accrual rate of 0.005464 (Equity) and 0.001626 (Debt), which results in the annual rate of 8.848%.
 (b) The monthly Equity Component of 6.85% reflects an 11.75% return on equity.
 (c) Requirement for the payment of income taxes is calculated using a Federal Income Tax rate of 38.575%.
 (d) Balance represents the prior period debt component that was recorded as a deferred tax liability until its recovery in rates and is being amortized over twelve months.

LEVY COUNTY UNITS 1 & 2

Site Selection, Preconstruction Costs, and Carrying Costs on Construction Cost Balance
Final True-up Filing: Construction Category - Carrying Cost on Deferred Tax Asset

Schedule T-3A.3

EXPLANATION: Provide the calculation of the monthly under/over recovery of applicable carrying charges on Deferred Tax Asset (DTA) for the Construction Category. This schedule is not required if no costs were approved for recovery and no costs are being requested. List and describe the components and levels, identify supporting schedule and line. Include in the under/over recovery calculation applicable Commission approved projection amounts for the reported year and identify such orders.

[25-6.0423 (5)(c)1.a., F.A..C.]
[25-6.0423 (2)(i), F.A..C.]
[25-6.0423 (5)(b), F.A..C.]
[25-6.0423 (8)(d), F.A..C.]

COMPANY: Progress Energy - FL
DOCKET NO.: 100009-EI

For Year Ended 12/31/2009

Line No.	(I) Beginning of Period	(J) Actual July	(K) Actual August	(L) Actual September	(M) Actual October	(N) Actual November	(O) Actual December	(P) 12 Month Total
Jurisdictional Dollars								
1. Construction Cost - Construction Period Interest (Schedule T-3B.2, Line 6)		\$0	\$0	\$0	\$0	\$0	\$0	\$0
2. Construction Costs Recovered Excluding AFUDC		0	0	0	0	0	0	0
3. Other Adjustments (d)		118,401	118,401	118,401	118,401	118,401	118,401	
4. Tax Basis Less Book Basis (Line 1 + 2 + 3)		<u>\$0</u>	<u>\$118,401</u>	<u>\$118,401</u>	<u>\$118,401</u>	<u>\$118,401</u>	<u>\$118,401</u>	
5. Deferred Tax Asset (DTA) on Tax Basis in Excess of Book (Line 4 * Tax Rate)	38.575%	<u>\$0</u>	<u>\$45,673</u>	<u>\$45,673</u>	<u>\$45,673</u>	<u>\$45,673</u>	<u>\$45,673</u>	
6. Prior Period Construction Unrecovered Balance		\$20,469	\$29,453	\$38,437	\$47,420	\$56,404	\$65,388	
7. Prior Period Construction Expenses Recovered		(8,984)	(8,984)	(8,984)	(8,984)	(8,984)	(8,984)	
8. Prior Month Under/(Over) Recovery (Prior Month Line 14)		(35,418)	(45,794)	(57,148)	(69,448)	(82,781)	(97,313)	
9. Balance Eligible for Return (Prior Month Line 9 + Line 5 - 7 + 8)		(301,325)	(292,462)	(294,953)	(309,744)	(337,868)	(380,524)	
10. Average Balance Eligible for Return		(310,945)	(296,894)	(293,708)	(302,349)	(323,806)	(359,196)	
11. Construction Carrying Cost on DTA (a)								
a. Equity Component (b)		(1,699)	(1,622)	(1,605)	(1,652)	(1,769)	(1,963)	(24,716)
b. Equity Comp. grossed up for taxes (c)		(2,766)	(2,641)	(2,613)	(2,690)	(2,880)	(3,195)	(40,238)
c. Debt Component		(506)	(483)	(478)	(492)	(527)	(584)	(7,355)
12. Construction Carrying Cost on DTA for the Period (Line 11b + 11c)		<u>(\$3,272)</u>	<u>(\$3,124)</u>	<u>(\$3,090)</u>	<u>(\$3,181)</u>	<u>(\$3,407)</u>	<u>(\$3,779)</u>	<u>(\$47,593)</u>
13. Projected Construction Carrying Cost on DTA for the Period (Order No. PSC 08-0749-FOF-EI)		\$42,522	\$54,024	\$66,358	\$79,600	\$93,906	\$109,354	\$511,452
14. Under/(Over) Recovery (Line 12 + Line 13)		<u>(\$45,794)</u>	<u>(\$57,148)</u>	<u>(\$69,448)</u>	<u>(\$82,781)</u>	<u>(\$97,313)</u>	<u>(\$113,133)</u>	<u>(\$559,046)</u>

(a) AFUDC actual monthly rate is calculated using the formula $M = [(1 + A/100)^{1/12} - 1] \times 100$; resulting in a monthly accrual rate of 0.005464 (Equity) and 0.001626 (Debt), which results in the annual rate of 8.848%.
 (b) The monthly Equity Component of 6.85% reflects an 11.75% return on equity.
 (c) Requirement for the payment of income taxes is calculated using a Federal Income Tax rate of 38.575%.
 (d) Balance represents the prior period debt component that was recorded as a deferred tax liability until its recovery in rates and is being amortized over twelve months.

LEVY COUNTY UNITS 1 & 2

Site Selection, Preconstruction Costs, and Carrying Costs on Construction Cost Balance

Schedule T-3B.1

Final True-up Filing: Site Selection Category - Construction Period Interest for Deferred Tax Asset Calculations

EXPLANATION: Provide the calculation of the monthly construction period interest on costs included in the Site Selection Category. This schedule is not required if no costs were approved for recovery and no costs are being requested. List and describe the components and levels, identify supporting schedule and line.

[25-6.0423 (5)(c)1.a.,F.A..C.]
 [25-6.0423 (2)(f),F.A..C.]
 [25-6.0423 (5)(a),F.A..C.]
 [25-6.0423 (8)(d),F.A..C.]

COMPANY:
 Progress Energy - FL
 DOCKET NO.:
 100009-EI

For Year Ended 12/31/2009

Line No.	(A) Beginning of Period	(B) Actual January	(C) Actual February	(D) Actual March	(E) Actual April	(F) Actual May	(G) Actual June	(H) 6 Month Total
----------	-------------------------------	--------------------------	---------------------------	------------------------	------------------------	----------------------	-----------------------	-------------------------

Jurisdictional Dollars

1. Beginning Balance (Schedule T-X.1 Line xx) N/A
2. Additions (Schedule T-X.1 Line xx)
3. Other Adjustments
4. Average Balance Eligible for CPI
5. CPI Rate
6. Construction Period Interest for Tax (CPI)
7. Ending Balance

LEVY COUNTY UNITS 1 & 2

Site Selection, Preconstruction Costs, and Carrying Costs on Construction Cost Balance

Schedule T-3B.1

Final True-up Filing: Site Selection Category - Construction Period Interest for Deferred Tax Asset Calculations

EXPLANATION: Provide the calculation of the monthly construction period interest on costs included in the Site Selection Category. This schedule is not required if no costs were approved for recovery and no costs are being requested. List and describe the components and levels, identify supporting schedule and line.

[25-6.0423 (5)(c)1.a.,F.A..C.]
 [25-6.0423 (2)(f),F.A..C.]
 [25-6.0423 (5)(a),F.A..C.]
 [25-6.0423 (8)(d),F.A..C.]

COMPANY:

Progress Energy - FL

DOCKET NO.:

100009-EI

For Year Ended 12/31/2009

Line No.	(I) Beginning of Period	(J) Actual July	(K) Actual August	(L) Actual September	(M) Actual October	(N) Actual November	(O) Actual December	(P) 12 Month Total
Jurisdictional Dollars								
1.	Beginning Balance (Schedule T-X.1 Line xx) N/A							
2.	Additions (Schedule T-X.1 Line xx)							
3.	Other Adjustments							
4.	Average Balance Eligible for CPI							
5.	CPI Rate							
6.	Construction Period Interest for Tax (CPI)							
7.	Ending Balance							

LEVY COUNTY UNITS 1 & 2

Site Selection, Preconstruction Costs, and Carrying Costs on Construction Cost Balance

Schedule T-3B.2

Final True-up Filing: Preconstruction Category - Construction Period Interest for Deferred Tax Asset Calculations

EXPLANATION: Provide the calculation of the monthly construction period interest on costs included in the Preconstruction Category. This schedule is not required if no costs were approved for recovery and no costs are being requested. List and describe the components and levels, identify supporting schedule and line.

[25-6.0423 (5)(c)1.a.,F.A..C.]
 [25-6.0423 (2)(g),F.A..C.]
 [25-6.0423 (5)(a),F.A..C.]
 [25-6.0423 (8)(d),F.A..C.]

COMPANY:
 Progress Energy - FL
 DOCKET NO.:
 100009-EI

For Year Ended 12/31/2009

Line No.	(A) Beginning of Period	(B) Actual January	(C) Actual February	(D) Actual March	(E) Actual April	(F) Actual May	(G) Actual June	(H) 6 Month Total
----------	----------------------------	-----------------------	------------------------	---------------------	---------------------	-------------------	--------------------	----------------------

Jurisdictional Dollars

1.	Beginning Balance (Schedule T-X.1 Line xx)	N/A						
2.	Additions (Schedule T-X.1 Line xx)							
3.	Other Adjustments							
4.	Average Balance Eligible for CPI							
5.	CPI Rate							
6.	Construction Period Interest for Tax (CPI)							
7.	Ending Balance							

LEVY COUNTY UNITS 1 & 2

Site Selection, Preconstruction Costs, and Carrying Costs on Construction Cost Balance

Schedule T-3B.2

Final True-up Filing: Preconstruction Category - Construction Period Interest for Deferred Tax Asset Calculations

EXPLANATION: Provide the calculation of the monthly construction period interest on costs included in the Preconstruction Category. This schedule is not required if no costs were approved for recovery and no costs are being requested. List and describe the components and levels, identify supporting schedule and line.

[25-6.0423 (5)(c)1.a.,F.A..C.]
 [25-6.0423 (2)(g),F.A..C.]
 [25-6.0423 (5)(a),F.A..C.]
 [25-6.0423 (8)(d),F.A..C.]

COMPANY:
 Progress Energy - FL
 DOCKET NO.:
 100009-EI

For Year Ended 12/31/2009

Line No.	(I) Beginning of Period	(J) Actual July	(K) Actual August	(L) Actual September	(M) Actual October	(N) Actual November	(O) Actual December	(P) 12 Month Total
----------	-------------------------------	-----------------------	-------------------------	----------------------------	--------------------------	---------------------------	---------------------------	--------------------------

Jurisdictional Dollars

1. Beginning Balance (Schedule T-X.1 Line xx) N/A
2. Additions (Schedule T-X.1 Line xx)
3. Other Adjustments
4. Average Balance Eligible for CPI
5. CPI Rate
6. Construction Period Interest for Tax (CPI)
7. Ending Balance

LEVY COUNTY UNITS 1 & 2

Site Selection, Preconstruction Costs, and Carrying Costs on Construction Cost Balance

Final True-up Filing: Construction Category - Construction Period Interest for Deferred Tax Asset Calculations

Schedule T-3B.3

EXPLANATION: Provide the calculation of the monthly construction period interest on costs included in the Construction Category. This schedule is not required if no costs were approved for recovery and no costs are being requested. List and describe the components and levels, identify supporting schedule and line.

[25-6.0423 (5)(c)1.a.,F.A..C.]
 [25-6.0423 (2)(l),F.A..C.]
 [25-6.0423 (5)(b),F.A..C.]
 [25-6.0423 (8)(d),F.A..C.]

COMPANY:

Progress Energy - FL

DOCKET NO.:

100009-EI

For Year Ended 12/31/2009

Line No.	(A) Beginning of Period	(B) Actual January	(C) Actual February	(D) Actual March	(E) Actual April	(F) Actual May	(G) Actual June	(H) 6 Month Total
----------	-------------------------------	--------------------------	---------------------------	------------------------	------------------------	----------------------	-----------------------	-------------------------

Jurisdictional Dollars

- 1. Beginning Balance (Schedule T-X.1 Line xx) N/A
- 2. Additions (Schedule T-X.1 Line xx)
- 3. Other Adjustments
- 4. Average Balance Eligible for CPI
- 5. CPI Rate
- 6. Construction Period Interest for Tax (CPI)
- 7. Ending Balance

LEVY COUNTY UNITS 1 & 2

Site Selection, Preconstruction Costs, and Carrying Costs on Construction Cost Balance

Schedule T-3B.3

Final True-up Filing: Construction Category - Construction Period Interest for Deferred Tax Asset Calculations

EXPLANATION: Provide the calculation of the monthly construction period interest on costs included in the Construction Category. This schedule is not required if no costs were approved for recovery and no costs are being requested. List and describe the components and levels, identify supporting schedule and line.

[25-6.0423 (5)(c)1.a.,F.A..C.]
 [25-6.0423 (2)(i),F.A..C.]
 [25-6.0423 (5)(b),F.A..C.]
 [25-6.0423 (8)(d),F.A..C.]

COMPANY:

Progress Energy - FL

DOCKET NO.:

100009-EI

For Year Ended 12/31/2009

Line No.	(I) Beginning of Period	(J) Actual July	(K) Actual August	(L) Actual September	(M) Actual October	(N) Actual November	(O) Actual December	(P) 12 Month Total
----------	-------------------------------	-----------------------	-------------------------	----------------------------	--------------------------	---------------------------	---------------------------	--------------------------

Jurisdictional Dollars

1.	Beginning Balance (Schedule T-X.1 Line xx)	N/A						
2.	Additions (Schedule T-X.1 Line xx)							
3.	Other Adjustments							
4.	Average Balance Eligible for CPI							
5.	CPI Rate							
6.	Construction Period Interest for Tax (CPI)							
7.	Ending Balance							

LEVY COUNTY UNITS 1 & 2
Site Selection, Preconstruction Costs, and Carrying Costs on Construction Cost Balance
Final True-up Filing: CCRC Recoverable O&M Expenditures

Schedule T-4

EXPLANATION: Provide the calculation of the monthly under/over recovery of CCRC recoverable operation and maintenance (O&M) costs. This schedule is not required if no costs were approved for recovery and no costs are being requested. By primary function, list and describe the components and levels, identify supporting schedule and line. Include in the under/over recovery calculation applicable Commission approved projection amounts for the reported year and identify such orders. [25-6.0423 (5)(c)1.a., F.A.C.] [25-6.0423 (2)(g), F.A.C.] [25-6.0423 (5)(a), F.A.C.] [25-6.0423 (8)(c), F.A.C.]

COMPANY:
Progress Energy - FL
DOCKET NO.:
100009-EI

For Year Ended: 12/31/2009

Line No.	Description	(A) Actual January	(B) Actual February	(C) Actual March	(D) Actual April	(E) Actual May	(F) Actual June	(G) Actual July	(H) Actual August	(I) Actual September	(J) Actual October	(K) Actual November	(L) Actual December	(M) 12 Month Total
1	Accounting	\$4,978	\$7,574	\$7,653	\$6,961	\$15,879	\$6,653	\$7,212	\$5,469	\$8,477	\$17,236	\$7,503	\$5,250	\$100,845
2	Corporate Communications	833	1,686	4,681	2,375	6,585	4,701	5,573	9,001	5,460	10,212	4,762	3,245	59,114
3	Corporate Planning	8,094	11,243	16,602	12,956	24,527	15,884	20,858	16,217	25,533	27,381	17,168	16,496	211,960
4	Corporate Services	0	0	0	0	0	0	0	611	0	0	0	0	611
5	External Relations	9,405	8,275	5,408	6,526	(28,527)	36,777	(20,401)	2,090	2,814	2,872	78	(2,032)	25,285
6	Human Resources	10,235	15,935	6,213	8,589	14,275	11,718	11,037	11,262	16,966	23,451	9,492	10,316	149,488
7	IT & Telecom	0	2,238	0	0	1,470	0	0	0	(1,984)	245	0	0	1,969
8	Legal	14,534	83,455	110,416	66,156	58,382	45,359	114,891	150,297	92,267	62,628	21,824	13,026	833,232
9	Project Assurance	22,625	-	48,162	21,204	23,227	23,179	13,749	16,226	14,233	14,631	9,414	10,655	217,305
10	Tax	0	0	0	0	0	0	0	0	0	0	0	0	0
11	Joint Owner Credit	0	0	0	0	0	0	0	0	0	0	0	0	0
12	Other	544	2,295	10,977	(5,792)	(11,735)	19,519	212,417	131,277	(13,222)	107,618	28,652	27,508	\$10,057
13	Subtotal A&G	\$71,248	\$132,701	\$209,111	\$118,875	\$104,084	\$165,790	\$365,337	\$342,450	\$150,544	\$266,272	\$98,893	\$84,464	\$2,109,867
14	Energy Delivery Florida	\$0	\$0	\$0	\$0	\$0	(\$36,924)	\$0	\$0	\$0	\$0	\$0	\$226	(\$36,698)
15	Joint Owner Credit	0	0	0	0	0	0	0	0	0	0	0	0	0
16	Other	0	0	0	0	0	0	0	0	0	0	0	0	0
17	Subtotal Energy Delivery Florida	\$0	\$0	\$0	\$0	\$0	(\$36,924)	\$0	\$0	\$0	\$0	\$0	\$226	(\$36,698)
18	Nuclear Generation	\$71,032	\$265,002	\$85,177	\$621	\$331,259	\$58,807	\$228,592	\$34,216	\$73,957	(\$39,723)	\$256,378	\$303,379	\$1,668,697
19	Joint Owner Credit	0	0	0	0	0	0	0	0	0	0	0	0	0
20	Other	0	0	0	0	0	0	0	0	0	0	0	0	0
21	Subtotal Nuclear Generation	\$71,032	\$265,002	\$85,177	\$621	\$331,259	\$58,807	\$228,592	\$34,216	\$73,957	(\$39,723)	\$256,378	\$303,379	\$1,668,697
22	Transmission	\$35,818	\$46,152	\$76,553	\$58,500	\$78,202	\$42,508	\$66,914	\$74,499	\$51,371	\$64,311	\$91,196	\$73,085	\$759,109
23	Joint Owner Credit	0	0	0	0	0	0	0	0	0	0	0	0	0
24	Other	0	0	0	0	0	0	0	0	0	0	0	0	0
25	Subtotal Transmission	\$35,818	\$46,152	\$76,553	\$58,500	\$78,202	\$42,508	\$66,914	\$74,499	\$51,371	\$64,311	\$91,196	\$73,085	\$759,109
26	Total O&M Costs	\$178,098	\$443,855	\$370,841	\$178,096	\$513,545	\$230,181	\$680,843	\$451,165	\$275,872	\$290,860	\$446,466	\$461,154	\$4,500,975
27	Jurisdictional Factor (A&G)	0.91670	0.91670	0.91670	0.91670	0.91670	0.91670	0.91670	0.91670	0.91670	0.91670	0.91670	0.91670	0.91670
28	Jurisdictional Factor (Distribution)	0.99597	0.99597	0.99597	0.99597	0.99597	0.99597	0.99597	0.99597	0.99597	0.99597	0.99597	0.99597	0.99597
29	Jurisdictional Factor (Nuclear - Production - Base)	0.93753	0.93753	0.93753	0.93753	0.93753	0.93753	0.93753	0.93753	0.93753	0.93753	0.93753	0.93753	0.93753
30	Jurisdictional Factor (Transmission)	0.70597	0.70597	0.70597	0.70597	0.70597	0.70597	0.70597	0.70597	0.70597	0.70597	0.70597	0.70597	0.70597
31	Jurisdictional Recoverable Costs (A&G) (Line 13 X Line 27)	\$65,313	\$121,647	\$191,692	\$109,065	\$95,413	\$151,979	\$334,904	\$313,924	\$138,004	\$244,091	\$90,655	\$77,428	\$1,934,115
32	Jurisdictional Recoverable Costs (Distribution) (Line 17 X Line 28)	0	0	0	0	0	(36,775)	0	0	0	0	0	225	(36,550)
33	Jurisdictional Recoverable Costs (Nucl - Production - Base) (Line 21 X Line 29)	66,595	248,447	79,856	582	310,565	55,133	214,312	32,079	69,337	(37,242)	240,362	284,427	1,564,453
34	Jurisdictional Recoverable Costs (Transmission) (Line 25 X Line 30)	25,286	32,562	54,044	41,299	55,208	30,009	47,239	62,594	36,266	45,402	64,382	51,596	535,908
35	Total Jurisdictional CCRC Recoverable O&M Costs	\$157,194	\$402,676	\$325,592	\$150,946	\$461,187	\$200,347	\$596,455	\$398,596	\$243,607	\$252,252	\$385,398	\$413,676	\$3,997,927
36	Prior Period Unrecovered O&M Balance Eligible for interest	\$4,332,283	\$4,163,358	\$3,994,432	\$3,825,507	\$3,656,581	\$3,487,656	\$3,318,731	\$3,149,805	\$2,980,880	\$2,811,954	\$2,643,029	\$2,474,103	\$2,305,178
37	Prior Period O&M Costs Recovered	\$2,027,105	\$168,925	\$168,925	\$168,925	\$168,925	\$168,925	\$168,925	\$168,925	\$168,925	\$168,925	\$168,925	\$168,925	\$168,925
38	Prior Month Under/(Over) Recovery (Prior Month Line 45)	\$0	\$78,619	\$304,183	\$225,843	\$51,336	\$333,266	\$104,025	\$501,632	\$301,898	\$146,533	\$123,041	\$294,016	
39	Balance Eligible for Interest	\$4,332,283	\$4,320,552	\$4,632,921	\$5,093,771	\$5,301,635	\$5,845,232	\$6,009,919	\$6,541,474	\$7,272,777	\$7,649,356	\$7,879,215	\$8,228,728	\$8,767,496
40	Average Unamortized Balance	\$4,326,417	\$4,476,737	\$4,863,346	\$5,197,703	\$5,473,433	\$5,827,576	\$6,275,696	\$6,907,125	\$7,461,067	\$7,764,286	\$8,053,972	\$8,498,113	
41	Monthly Commercial Paper Rate	0.06%	0.06%	0.05%	0.04%	0.03%	0.03%	0.03%	0.02%	0.02%	0.02%	0.02%	0.02%	0.02%
42	Interest Provision	\$2,398	\$2,873	\$2,634	\$2,057	\$1,596	\$1,578	\$1,700	\$1,583	\$1,461	\$1,423	\$1,409	\$1,416	
43	Total O&M Costs and Interest (Line 35 + Line 42)	\$159,592	\$405,549	\$328,226	\$153,003	\$462,783	\$201,925	\$598,155	\$400,179	\$245,068	\$253,675	\$396,808	\$415,093	\$4,020,056
44	Total Jurisdictional O&M Costs From Most Recent Projection (Order No. PSC 08-0749-FOF-EI)	\$80,973	\$101,365	\$102,384	\$101,668	\$129,517	\$97,901	\$96,522	\$98,282	\$98,536	\$130,634	\$102,792	\$102,542	\$1,243,114
45	Difference (Line 43 - 44)	\$78,619	\$304,183	\$225,843	\$51,336	\$333,266	\$104,025	\$501,632	\$301,898	\$146,533	\$123,041	\$294,016	\$312,551	\$2,776,942

Note - Line 36 and Line 37 Beginning Balances include:
2007 O&M (SS-1, Line 3)
2008 O&M (SS-1 & AE-1/T-1, Line 3)

2007 - 2008 Actual/Estimate	2007 - 2008 True Ups
\$547,473	\$547,473
\$1,479,632	\$3,784,810
\$2,027,105	\$4,332,283

LEVY COUNTY UNITS 1 & 2

Site Selection, Preconstruction Costs, and Carrying Costs on Construction Cost Balance
Final True-up Filing: Variance in CCRC Recoverable O&M Expenditures

Schedule T-4A

EXPLANATION: Provide variance explanations comparing the annual system total expenditures shown on Schedule T-4 with the expenditures approved by the Commission on Schedule AE-4. This schedule is not required if Schedules T-4 and AE-4 for the year are not filed.

[25-6.0423 (5)(c)1.a., F.A.C.]
[25-6.0423 (2)(g), F.A.C.]
[25-6.0423 (5)(a), F.A.C.]
[25-6.0423 (8)(d), F.A.C.]

COMPANY:

Progress Energy - FL

DOCKET NO.:

100009-EI

For Year Ended 12/31/2009

Line No.	Description	(A) System Actual/Estimated	(B) System Final	(C) Variance Amount	(D) Explanation
1	Accounting	\$134,102	\$100,845	(\$33,257)	
2	Corporate Communications	228,693	59,114	(169,579)	
3	Corporate Planning	350,592	211,960	(138,632)	
4	Corporate Services	169,139	611	(168,528)	
5	External Relations	425,531	25,285	(400,246)	
6	Human Resources	200,207	149,489	(50,718)	
7	IT & Telecom	6,738	1,969	(4,769)	
8	Legal	2,027,210	833,232	(1,193,978)	Variance due to lower than expected outside legal counsel services.
9	Project Assurance	280,971	217,305	(63,666)	
10	Tax	76,190	0	(76,190)	
11	Energy Delivery Florida	0	(36,698)	(36,698)	
12	Nuclear Generation	925,270	1,668,697	743,427	Variance primarily due to costs associated with formation of the Operational Readiness Group and retainer fees for firms evaluating project financing options that were not included in the Actual/Estimated filing.
13	Transmission	676,383	759,109	82,726	
14	Other	12,827	510,057	497,230	Variance primarily due to costs associated with retainer fees for firms evaluating project financing options that were not included in the Actual/Estimated filing.
15	System Site Selection O&M	\$5,513,853	\$4,500,975	(\$1,012,878)	

LEVY COUNTY UNITS 1 & 2
Site Selection, Preconstruction Costs, and Carrying Costs on Construction Cost Balance
Final True-up Filing: O&M Expenditures Allocated or Assigned to Other Recovery Mechanisms

EXPLANATION: Provide the calculation of the monthly operation and maintenance (O&M) not included for recovery on Schedule T-4. This schedule is not required if no costs were approved for recovery and no costs are being requested on Schedule T-4. By primary function, list and describe the components and levels, identify supporting schedule and line.

[25-6.0423 (5)(c)1.a., F.A.C.]
 [25-6.0423 (2)(g), F.A.C.]
 [25-6.0423 (5)(a), F.A.C.]
 [25-6.0423 (8)(d), F.A.C.]

COMPANY:
 Progress Energy - FL
 DOCKET NO.:
 100009-EI

For Year Ended 12/31/2009

Line No.	Description	(A) Actual January	(B) Actual February	(C) Actual March	(D) Actual April	(E) Actual May	(F) Actual June	(G) Actual July	(H) Actual August	(I) Actual September	(J) Actual October	(K) Actual November	(L) Actual December	(M) 12 Month Total
1	Accounting	\$0	\$0	\$773	\$1,859	\$72	\$60	\$1,820	\$470	\$415	\$2,672	\$1,174	\$515	\$9,830
2	Corporate Communications	0	0	0	0	0	0	0	0	0	0	0	0	0
3	Corporate Planning	411	9,229	2,566	2,550	5,513	8,975	4,424	5,986	1,229	0	0	173	41,056
4	Corporate Services	0	0	0	0	0	0	0	0	0	0	0	0	0
5	External Relations	0	0	0	0	0	0	0	0	0	0	0	0	0
6	Human Resources	0	0	0	0	0	1,311	24,318	3,245	3,107	3,431	1,730	674	37,816
7	IT & Telecom	0	0	0	0	0	0	0	0	349	0	0	0	349
8	Legal	977	27,926	13,027	7,845	4,953	6,533	5,826	2,495	5,040	1,119	193	0	75,934
9	Project Assurance	0	0	0	0	1,512	0	0	0	0	0	0	0	1,512
10	Tax	0	1,279	2,128	489	631	0	3,574	0	0	0	0	0	8,101
11	Joint Owner Credit	0	0	0	0	0	0	0	0	0	0	0	0	0
12	Other	0	0	0	16,446	22,102	1,096	280,178	6,127	52,670	63,143	123,377	42,390	587,529
13	Subtotal A&G	\$1,388	\$38,434	\$18,484	\$29,189	\$34,783	\$17,975	\$300,140	\$18,323	\$62,810	\$70,365	\$126,474	\$43,752	\$762,127
14	Energy Delivery Florida	\$20	\$0	\$0	\$0	\$0	\$0	\$0	\$0	\$0	\$0	\$0	\$0	\$20
15	Joint Owner Credit	0	0	0	0	0	0	0	0	0	0	0	0	0
16	Other	0	0	0	0	0	0	0	0	0	0	0	0	0
17	Subtotal Energy Delivery Florida	\$20	\$0	\$0	\$0	\$0	\$0	\$0	\$0	\$0	\$0	\$0	\$0	\$20
18	Nuclear Generation	\$2,009	\$0	\$430,596	\$524	(\$330,000)	\$106,428	(\$175,974)	\$41,230	\$67,869	\$118,298	\$83,219	\$63,026	\$407,225
19	Joint Owner Credit	0	0	0	0	0	0	0	0	0	0	0	0	0
20	Other	0	0	0	0	0	0	0	0	0	0	0	0	0
21	Subtotal Nuclear Generation	\$2,009	\$0	\$430,596	\$524	(\$330,000)	\$106,428	(\$175,974)	\$41,230	\$67,869	\$118,298	\$83,219	\$63,026	\$407,225
22	Transmission	\$4,782	\$8,929	(\$4,570)	\$1,534	\$4,594	\$1,827	\$2,438	\$19,023	\$9,800	\$10,753	\$6,513	\$498	\$69,101
23	Joint Owner Credit	0	0	0	0	0	0	0	0	0	0	0	0	0
24	Other	0	0	0	0	0	0	0	0	0	0	0	0	0
25	Subtotal Transmission	4,782	8,929	(4,570)	1,534	4,594	1,827	2,438	19,023	9,800	10,753	6,513	498	69,101
26	Total O&M Costs	\$8,179	\$47,363	\$444,520	\$31,247	(\$290,623)	\$126,230	\$126,604	\$78,576	\$140,479	\$199,416	\$219,206	\$107,276	\$1,238,473
27	Jurisdictional Factor (A&G)	0.91670	0.91670	0.91670	0.91670	0.91670	0.91670	0.91670	0.91670	0.91670	0.91670	0.91670	0.91670	0.91670
28	Jurisdictional Factor (Distribution)	0.99597	0.99597	0.99597	0.99597	0.99597	0.99597	0.99597	0.99597	0.99597	0.99597	0.99597	0.99597	0.99597
29	Jurisdictional Factor (Nuclear - Production - Base)	0.93753	0.93753	0.93753	0.93753	0.93753	0.93753	0.93753	0.93753	0.93753	0.93753	0.93753	0.93753	0.93753
30	Jurisdictional Factor (Transmission)	0.70597	0.70597	0.70597	0.70597	0.70597	0.70597	0.70597	0.70597	0.70597	0.70597	0.70597	0.70597	0.70597
31	Jurisdictional Recoverable Costs (A&G) (Line 13 X Line 27)	\$1,272	\$35,232	\$16,953	\$26,758	\$31,886	\$16,478	\$275,138	\$16,797	\$57,578	\$64,504	\$115,939	\$40,107	\$698,642
32	Jurisdictional Recoverable Costs (Distribution) (Line 17 X Line 28)	20	0	0	0	0	0	0	0	0	0	0	0	20
33	Jurisdictional Recoverable Costs (Nucl - Production - Base) (Line 21 X Line 29)	1,883	0	403,697	491	(309,385)	99,779	(164,981)	38,654	63,629	110,908	78,020	59,089	381,786
34	Jurisdictional Recoverable Costs (Transmission) (Line 25 X Line 30)	3,362	6,304	(3,226)	1,083	3,243	1,290	1,721	13,430	6,919	7,991	6,716	352	48,783
35	Total Jurisdictional Recoverable O&M Costs	\$6,536	\$41,536	\$417,424	\$28,332	(\$274,256)	\$117,547	\$111,879	\$68,881	\$128,126	\$183,003	\$209,675	\$99,548	\$1,129,231
36	Total Jurisdictional O&M Costs From Most Recent Projection	\$6,536	\$41,536	\$417,424	\$28,801	\$38,507	\$26,801	\$26,801	\$27,026	\$26,801	\$38,507	\$27,026	\$26,349	\$730,117
37	Difference (Line 35 - 36)	(\$0)	\$0	(\$0)	\$1,531	(\$12,763)	\$80,746	\$85,078	\$41,855	\$101,325	\$144,498	\$173,649	\$73,199	\$399,114

Note: This schedule is for informational purposes only and the data is excluded from the revenue requirements calculation.

LEVY COUNTY UNITS 1 & 2

Site Selection, Preconstruction Costs, and Carrying Costs on Construction Cost Balance

Schedule T-6.1

Final True-up Filing: Site Selection Category - Monthly Capital Additions/Expenditures

EXPLANATION: Provide the monthly plant additions by major tasks performed within Site Selection category for the year.
All Site Selection costs also included in Preconstruction costs or Construction costs must be identified.
List generation related expenses separate from transmission related expenses.

[25-6.0423 (5)(c)1.a., F.A.C.]
[25-6.0423 (2)(f), F.A.C.]
[25-6.0423 (5)(a), F.A.C.]
[25-6.0423 (8)(d), F.A.C.]

COMPANY: Progress Energy - FL
DOCKET NO.: 100009-EI

For Year Ended: 12/31/2009

Line No.	Description	(A) Beginning Balance	(B) Actual January	(C) Actual February	(D) Actual March	(E) Actual April	(F) Actual May	(G) Actual June	(H) 6 Month Total Additions
1 Site Selection Additions:									
2 Generation:									
3	License Application	\$31,803,446	\$0	\$0	\$0	\$0	\$0	\$0	\$0
4	Engineering, Design & Procurement	0	0	0	0	0	0	0	0
5	Permitting	0	0	0	0	0	0	0	0
6	Clearing, Grading, and Excavation	0	0	0	0	0	0	0	0
7	On-Site Construction Facilities	0	0	0	0	0	0	0	0
8	Total System Generation Site Selection Cost Additions [Note 1]	\$31,803,446	\$0	\$0	\$0	\$0	\$0	\$0	\$0
9 Adjustments:									
10	Non-Cash Accruals	\$0	\$0	\$0	\$0	\$0	\$0	\$0	\$0
11	Joint Owner Credit	0	0	0	0	0	0	0	0
12	Other	0	0	0	0	0	0	0	0
13	Adjusted System Generation Site Selection Cost Additions [Note 2]	\$31,803,446	\$0	\$0	\$0	\$0	\$0	\$0	\$0
14	Jurisdictional Factor	0.93753	0.93753	0.93753	0.93753	0.93753	0.93753	0.93753	0.93753
15	Jurisdictional Generation Site Selection Capital Additions	\$29,816,685	\$0	\$0	\$0	\$0	\$0	\$0	\$0
16 Transmission:									
17	Line Engineering	\$2,178,488	\$0	\$0	\$0	\$0	\$0	\$0	\$0
18	Substation Engineering	193,293	0	0	0	0	0	0	0
19	Clearing	0	0	0	0	0	0	0	0
20	Other	1,348,039	0	0	0	0	0	0	0
21	Total System Transmission Site Selection Cost Additions [Note 1]	\$3,719,820	\$0	\$0	\$0	\$0	\$0	\$0	\$0
22 Adjustments:									
23	Non-Cash Accruals	\$0	\$0	\$0	\$0	\$0	\$0	\$0	\$0
24	Joint Owner Credit	0	0	0	0	0	0	0	0
25	Other	0	0	0	0	0	0	0	0
26	Adjusted System Transmission Site Selection Cost Additions [Note 2]	\$3,719,820	\$0	\$0	\$0	\$0	\$0	\$0	\$0
27	Jurisdictional Factor	0.70597	0.70597	0.70597	0.70597	0.70597	0.70597	0.70597	0.70597
28	Jurisdictional Transmission Site Selection Capital Additions	\$2,626,061	\$0	\$0	\$0	\$0	\$0	\$0	\$0
29	Total Jurisdictional Site Selection Cost Additions (Lines 15 + 28)	\$32,442,766	\$0	\$0	\$0	\$0	\$0	\$0	\$0

Note 1: Lines 8 and 21 represent capital expenditures on an accrual basis, gross of joint owner billings and exclude AFUDC.
Note 2: Lines 13 and 26 represent capital expenditures on a cash basis, net of joint owner billings.

LEVY COUNTY UNITS 1 & 2

Site Selection, Preconstruction Costs, and Carrying Costs on Construction Cost Balance

Schedule T-6.1

Final True-up Filing: Site Selection Category - Monthly Capital Additions/Expenditures

EXPLANATION: Provide the monthly plant additions by major tasks performed within Site Selection category for the year.
All Site Selection costs also included in Preconstruction costs or Construction costs must be identified.
List generation related expenses separate from transmission related expenses.

[25-6.0423 (5)(c)1.a.,F.A.C.]
[25-6.0423 (2)(f),F.A.C.]
[25-6.0423 (5)(a),F.A.C.]
[25-6.0423 (8)(d),F.A.C.]

COMPANY: Progress Energy - FL
DOCKET NO.: 100009-EI

For Year Ended: 12/31/2009

Line No.	Description	(H) Actual July	(I) Actual August	(J) Actual September	(K) Actual October	(L) Actual November	(M) Actual December	(N) 12 Month Total	(O) Ending Balance
1 Site Selection Additions:									
2 Generation:									
3	License Application	\$0	\$0	\$0	\$0	\$0	\$0	\$0	\$31,803,446
4	Engineering, Design & Procurement	0	0	0	0	0	0	0	0
5	Permitting	0	0	0	0	0	0	0	0
6	Clearing, Grading, and Excavation	0	0	0	0	0	0	0	0
7	On-Site Construction Facilities	0	0	0	0	0	0	0	0
8	Total System Generation Site Selection Cost Additions [Note 1]	\$0	\$0	\$0	\$0	\$0	\$0	\$0	\$31,803,446
9 Adjustments:									
10	Non-Cash Accruals	\$0	\$0	\$0	\$0	\$0	\$0	\$0	\$0
11	Joint Owner Credit	0	0	0	0	0	0	0	0
12	Other	0	0	0	0	0	0	0	0
13	Adjusted System Generation Site Selection Cost Additions [Note 2]	\$0	\$0	\$0	\$0	\$0	\$0	\$0	\$31,803,446
14	Jurisdictional Factor	0.93753	0.93753	0.93753	0.93753	0.93753	0.93753	0.93753	0.93753
15	Jurisdictional Generation Site Selection Capital Additions	\$0	\$0	\$0	\$0	\$0	\$0	\$0	\$29,816,685
16 Transmission:									
17	Line Engineering	\$0	\$0	\$0	\$0	\$0	\$0	\$0	\$2,178,488
18	Substation Engineering	0	0	0	0	0	0	0	193,293
19	Clearing	0	0	0	0	0	0	0	0
20	Other	0	0	0	0	0	0	0	1,348,039
21	Total System Transmission Site Selection Cost Additions [Note 1]	\$0	\$0	\$0	\$0	\$0	\$0	\$0	\$3,719,820
22 Adjustments:									
23	Non-Cash Accruals	\$0	\$0	\$0	\$0	\$0	\$0	\$0	\$0
24	Joint Owner Credit	0	0	0	0	0	0	0	0
25	Other	0	0	0	0	0	0	0	0
26	Adjusted System Transmission Site Selection Cost Additions [Note 2]	\$0	\$0	\$0	\$0	\$0	\$0	\$0	\$3,719,820
27	Jurisdictional Factor	0.70597	0.70597	0.70597	0.70597	0.70597	0.70597	0.70597	0.70597
28	Jurisdictional Transmission Site Selection Capital Additions	\$0	\$0	\$0	\$0	\$0	\$0	\$0	\$2,626,081
29	Total Jurisdictional Site Selection Cost Additions (Lines 15 + 28)	\$0	\$0	\$0	\$0	\$0	\$0	\$0	\$32,442,766

Note 1: Lines 8 and 21 represent capital expenditures on an accrual basis, gross of joint owner billings and exclude AFUDC.

Note 2: Lines 13 and 26 represent capital expenditures on a cash basis, net of joint owner billings.

REDACTED

LEVY COUNTY UNITS 1 & 2

Site Selection, Preconstruction Costs, and Carrying Costs on Construction Cost Balance

Final True-up Filing: Preconstruction Category - Monthly Capital Additions/Expenditures

Schedule T-6.2

EXPLANATION: Provide the monthly plant additions by major tasks performed within Preconstruction category for the year.
All Preconstruction costs also included in Site Selection costs or Construction costs must be identified.
List generation related expenses separate from transmission related expenses.

[25-6.0423 (5)(c)1.a.,F.A..C.]
[25-6.0423 (2)(g),F.A..C.]
[25-6.0423 (5)(e),F.A..C.]
[25-6.0423 (8)(d),F.A..C.]

COMPANY: Progress Energy - FL
DOCKET NO.: 100009-EI

For Year Ended: 12/31/2009

Line No.	Description	(A) Beginning Balance	(B) Actual January	(C) Actual February	(D) Actual March	(E) Actual April	(F) Actual May	(G) Actual June	(H) 6 Month Total Additions
1 Preconstruction Additions:									
2 Generation:									
3	License Application	\$24,951,134	\$6,559,545	(\$2,424,022)	\$4,188,646	\$2,825,425	\$2,244,537	\$2,028,750	\$15,422,881
4	Engineering, Design & Procurement	110,684,010							
5	Permitting	0	0	0	0	0	0	0	0
6	Clearing, Grading, and Excavation	0	0	167,330	0	0	0	0	167,330
7	On-Site Construction Facilities	401,538	15,826	(247,829)	(20,153)	(25,426)	(88,827)	4,036	(362,371)
8	Total System Generation Preconstruction Cost Additions [Note 1]	\$136,036,682							
9 Adjustments:									
10	Non-Cash Accruals	(\$11,691,444)							
11	Joint Owner Credit	0	0	0	0	0	0	0	0
12	Other	0	0	0	0	0	0	0	0
13	Adjusted System Generation Preconstruction Cost Additions [Note 2]	\$124,345,238							
14	Jurisdictional Factor	0.93753	0.93753	0.93753	0.93753	0.93753	0.93753	0.93753	0.93753
15	Jurisdictional Generation Preconstruction Capital Additions	\$116,577,391							
16 Transmission:									
17	Line Engineering	\$2,935,350	\$341,189	\$114,806	\$507,940	\$482,177	\$203,390	\$244,686	\$1,893,968
18	Substation Engineering	1,157,997	230,402	(48,135)	299,952	323,980	155,687	208,654	1,171,540
19	Clearing	0	0	0	0	0	0	0	0
20	Other	2,703,881	273,896	797,144	461,352	432,044	644,485	316,170	2,925,091
21	Total System Transmission Preconstruction Cost Additions [Note 1]	\$6,797,238	\$845,467	\$863,615	\$1,269,244	\$1,238,201	\$1,003,562	\$770,510	\$5,990,599
22 Adjustments:									
23	Non-Cash Accruals	(\$1,236,616)	(\$5,439)	\$117,845	(\$320,037)	(\$568,910)	\$514,268	\$102,370	(\$158,105)
24	Joint Owner Credit	0	0	0	0	0	0	0	0
25	Other	0	0	0	0	0	0	0	0
26	Adjusted System Transmission Preconstruction Cost Additions [Note 2]	\$5,560,622	\$840,028	\$981,260	\$949,207	\$671,291	\$1,517,830	\$872,880	\$5,832,494
27	Jurisdictional Factor	0.70597	0.70597	0.70597	0.70597	0.70597	0.70597	0.70597	0.70597
28	Jurisdictional Transmission Preconstruction Capital Additions	\$3,925,632	\$593,034	\$692,740	\$670,111	\$473,911	\$1,071,542	\$616,227	\$4,117,566
29	Total Jurisdictional Preconstruction Cost Additions (Lines 15 + 28)	\$120,503,023	\$7,326,182	\$39,004,811	\$72,753,313	\$8,607,804	\$45,345,059	\$2,874,474	\$175,911,842

Note 1: Lines 8 and 21 represent capital expenditures on an accrual basis, gross of joint owner billings and exclude AFUDC.

Note 2: Lines 13 and 26 represent capital expenditures on a cash basis, net of joint owner billings.

REDACTED

LEVY COUNTY UNITS 1 & 2

Site Selection, Preconstruction Costs, and Carrying Costs on Construction Cost Balance

Schedule T-6.2

Final True-up Filing: Preconstruction Category - Monthly Capital Additions/Expenditures

EXPLANATION: Provide the monthly plant additions by major tasks performed within Preconstruction category for the year.
All Preconstruction costs also included in Site Selection costs or Construction costs must be identified.
List generation related expenses separate from transmission related expenses.

[25-6.0423 (5)(c)1.a.,F.A.C.]
[25-6.0423 (2)(g),F.A.C.]
[25-6.0423 (5)(a),F.A.C.]
[25-6.0423 (8)(d),F.A.C.]

COMPANY:

Progress Energy - FL

DOCKET NO.:

100009-EI

For Year Ended: 12/31/2009

Line No.	Description	(H) Actual July	(I) Actual August	(J) Actual September	(K) Actual October	(L) Actual November	(M) Actual December	(N) 12 Month Total	(O) Ending Balance
1 Preconstruction Additions:									
2 Generation:									
3	License Application	\$1,869,614	\$1,781,665	\$1,997,356	\$1,289,282	\$2,707,194	\$1,539,818	\$26,406,810	\$51,357,944
4	Engineering, Design & Procurement								
5	Permitting	0	0	0	0	0	0	0	0
6	Clearing, Grading, and Excavation	0	0	0	0	0	(187,330)	0	0
7	On-Site Construction Facilities	11,184	(4,428)	70,315	(59,500)	70,644	0	(274,156)	127,382
8	Total System Generation Preconstruction Cost Additions [Note 1]								
9 Adjustments:									
10	Non-Cash Accruals								
11	Joint Owner Credit	0	0	0	0	0	0	0	0
12	Other	0	0	0	0	0	0	0	0
13	Adjusted System Generation Preconstruction Cost Additions [Note 2]								
14	Jurisdictional Factor	0.93753	0.93753	0.93753	0.93753	0.93753	0.93753	0.93753	0.93753
15	Jurisdictional Generation Preconstruction Capital Additions								
16 Transmission:									
17	Line Engineering	\$160,421	\$227,135	\$270,411	\$261,793	\$512,672	\$175,299	\$3,501,609	\$6,437,049
18	Substation Engineering	183,863	240,325	428,800	486,935	422,919	(295,544)	2,838,838	3,796,835
19	Clearing	0	0	0	0	0	0	0	0
20	Other	362,184	250,668	414,792	482,891	323,037	111,437	4,870,120	7,574,011
21	Total System Transmission Preconstruction Cost Additions [Note 1]	\$706,468	\$718,148	\$1,114,003	\$1,231,619	\$1,258,628	(\$8,808)	\$11,010,657	\$17,807,895
22 Adjustments:									
23	Non-Cash Accruals	\$108,876	(\$95,025)	\$86,376	(\$214,135)	(\$339,538)	\$78,388	(\$535,363)	(\$1,771,979)
24	Joint Owner Credit	0	0	0	0	0	0	0	0
25	Other	0	0	0	0	0	0	0	0
26	Adjusted System Transmission Preconstruction Cost Additions [Note 2]	\$815,144	\$623,123	\$1,200,379	\$1,017,484	\$919,090	\$67,580	\$10,475,294	\$16,035,916
27	Jurisdictional Factor	0.70597	0.70597	0.70597	0.70597	0.70597	0.70597	0.70597	0.70597
28	Jurisdictional Transmission Preconstruction Capital Additions	\$575,467	\$439,906	\$847,432	\$718,313	\$648,650	\$47,709	\$7,395,243	\$11,320,876
29	Total Jurisdictional Preconstruction Cost Additions (Lines 15 + 28)	\$26,904,121	\$4,954,213	\$17,725,879	\$17,833,757	\$6,961,957	\$3,321,975	\$253,613,544	\$374,116,567

Note 1: Lines 8 and 21 represent capital expenditures on an accrual basis, gross of joint owner billings and exclude AFUDC.

Note 2: Lines 13 and 26 represent capital expenditures on a cash basis, net of joint owner billings.

LEVY COUNTY UNITS 1 & 2

Site Selection, Preconstruction Costs, and Carrying Costs on Construction Cost Balance

Schedule T-6.3

Final True-up Filing: Construction Category - Monthly Capital Additions/Expenditures

EXPLANATION: Provide the monthly plant additions by major tasks performed within Construction category for the year.
All Construction costs also included in Site Selection costs or Preconstruction costs must be identified.
List generation related expenses separate from transmission related expenses.

[25-6.0423 (5)(c)1.a., F.A.C.]
[25-6.0423 (2)(i), F.A.C.]
[25-6.0423 (5)(b), F.A.C.]
[25-6.0423 (8)(d), F.A.C.]

COMPANY: Progress Energy - FL
DOCKET NO.: 100009-EI

For Year Ended: 12/31/2009

Line No.	Description	(A) Beginning Balance	(B) Actual January	(C) Actual February	(D) Actual March	(E) Actual April	(F) Actual May	(G) Actual June	(H) 6 Month Total Additions
1 Construction Additions:									
2 Generation:									
3	Real Estate Acquisitions	\$52,414,495	\$330,363	(\$330,000)	\$0	\$0	\$0	\$0	\$363
4	Project Management	0	0	0	0	0	0	0	0
5	Permanent Staff/Training	0	0	0	0	0	0	0	0
6	Site Preparation	0	0	0	0	0	0	0	0
7	On-Site Construction Facilities	16,981	0	0	0	0	0	0	0
8	Power Block Engineering, Procurement, etc.	0	0	0	0	0	0	0	0
9	Non-Power Block Engineering, Procurement, etc.	0	0	0	0	0	0	0	0
10	Total System Generation Preconstruction Cost Additions [Note 1]	\$52,431,476	\$330,363	(\$330,000)	\$0	\$0	\$0	\$0	\$363
11 Adjustments:									
12	Non-Cash Accruals	(\$76,447)	(\$267,538)	\$334,690	(\$7,539)	\$8,377	\$8,457	\$0	\$76,447
13	Joint Owner Credit	0	0	0	0	0	0	0	0
14	Other	0	0	0	0	0	0	0	0
15	Adjusted System Generation Construction Cost Additions [Note 2]	\$52,355,029	\$62,825	\$4,690	(\$7,539)	\$8,377	\$8,457	\$0	\$76,810
16	Jurisdictional Factor	0.93753	0.93753	0.93753	0.93753	0.93753	0.93753	0.93753	0.93753
17	Jurisdictional Generation Construction Capital Additions	\$49,084,410	\$58,900	\$4,397	(\$7,068)	\$7,854	\$7,928	\$0	\$72,011
18 Transmission:									
19	Line Engineering	\$0	\$0	\$0	\$0	\$0	\$0	\$0	\$0
20	Substation Engineering	0	0	0	0	0	0	955	955
21	Real Estate Acquisition	11,935,875	15,302	6,122	7,000,445	259	610	60	7,022,798
22	Line Construction	0	0	0	0	0	0	0	0
23	Substation Construction	0	0	0	0	0	0	0	0
24	Other	(10,780)	0	107,597	(57,630)	19	0	652	50,638
25	Total System Transmission Preconstruction Cost Additions [Note 1]	\$11,925,095	\$15,302	\$113,719	\$6,942,815	\$278	\$610	\$1,667	\$7,074,391
26 Adjustments:									
27	Non-Cash Accruals	(\$15,555)	(\$15,255)	\$18,313	(\$30,514)	\$67,705	\$306	(\$955)	\$39,600
28	Joint Owner Credit	0	0	0	0	0	0	0	0
29	Other	0	0	0	0	0	0	0	0
30	Adjusted System Transmission Preconstruction Cost Additions [Note 2]	\$11,909,540	\$47	\$132,032	\$6,912,301	\$67,983	\$916	\$712	\$7,113,991
31	Jurisdictional Factor	0.70597	0.70597	0.70597	0.70597	0.70597	0.70597	0.70597	0.70597
32	Jurisdictional Transmission Construction Capital Additions	\$8,407,778	\$33	\$93,210	\$4,879,877	\$47,994	\$647	\$503	\$5,022,264
33	Total Jurisdictional Construction Cost Additions (Lines 17 + 32)	\$57,492,188	\$59,934	\$97,607	\$4,872,809	\$55,848	\$8,575	\$503	\$5,094,275

Note 1: Lines 10 and 25 represent capital expenditures on an accrual basis, gross of joint owner billings and exclude AFUDC.

Note 2: Lines 15 and 30 represent capital expenditures on a cash basis, net of joint owner billings.

LEVY COUNTY UNITS 1 & 2

Site Selection, Preconstruction Costs, and Carrying Costs on Construction Cost Balance

Schedule T-6.3

Final True-up Filing: Construction Category - Monthly Capital Additions/Expenditures

EXPLANATION: Provide the monthly plant additions by major tasks performed within Construction category for the year.
All Construction costs also included in Site Selection costs or Preconstruction costs must be identified.
List generation related expenses separate from transmission related expenses.

[25-6.0423 (5)(c)1.a., F.A..C.]
[25-6.0423 (2)(i), F.A..C.]
[25-6.0423 (5)(b), F.A..C.]
[25-6.0423 (8)(d), F.A..C.]

COMPANY: Progress Energy - FL
DOCKET NO.: 100009-EI

For Year Ended: 12/31/2009

Line No.	Description	(H) Actual July	(I) Actual August	(J) Actual September	(K) Actual October	(L) Actual November	(M) Actual December	(N) 12 Month Total	(O) Ending Balance
1	Construction Additions:								
2	Generation:								
3	Real Estate Acquisitions	\$0	\$0	\$0	\$0	\$0	\$101,428	\$101,792	\$52,516,287
4	Project Management	0	0	0	0	0	0	0	0
5	Permanent Staff/Training	0	0	0	0	0	0	0	0
6	Site Preparation	0	0	0	0	0	0	0	0
7	On-Site Construction Facilities	0	0	0	0	0	0	0	16,981
8	Power Block Engineering, Procurement, etc.	0	0	0	0	0	0	0	0
9	Non-Power Block Engineering, Procurement, etc.	0	0	0	0	0	0	0	0
10	Total System Generation Preconstruction Cost Additions [Note 1]	\$0	\$0	\$0	\$0	\$0	\$101,428	\$101,792	\$52,533,268
11	Adjustments:								
12	Non-Cash Accruals	\$0	\$0	\$0	\$0	\$0	\$0	\$76,447	(\$1)
13	Joint Owner Credit	0	0	0	0	0	0	0	0
14	Other	0	0	0	0	0	0	0	0
15	Adjusted System Generation Construction Cost Additions [Note 2]	\$0	\$0	\$0	\$0	\$0	\$101,428	\$178,239	\$52,533,268
16	Jurisdictional Factor	0.93753	0.93753	0.93753	0.93753	0.93753	0.93753	0.93753	0.93753
17	Jurisdictional Generation Construction Capital Additions	\$0	\$0	\$0	\$0	\$0	\$95,093	\$187,104	\$49,251,514
18	Transmission:								
19	Line Engineering	\$0	\$0	\$0	\$0	\$0	\$0	\$0	\$0
20	Substation Engineering	345	19,031	1,789	9,004	27,878	0	59,000	59,000
21	Real Estate Acquisition	135	60	255	2,173	7,408	(5,248,833)	1,783,986	13,719,871
22	Line Construction	0	0	0	0	0	0	0	0
23	Substation Construction	0	284,940	270,424	155,176	212,165	15,910	938,615	938,615
24	Other	362	123,788	83,842	91,158	122,307	98,883	570,758	559,978
25	Total System Transmission Preconstruction Cost Additions [Note 1]	\$842	\$427,799	\$358,310	\$257,511	\$366,756	(\$5,134,240)	\$3,352,369	\$15,277,464
26	Adjustments:								
27	Non-Cash Accruals	(\$345)	(\$302,947)	(\$151,809)	\$250,463	(\$150,929)	\$55,630	(\$260,337)	(\$275,892)
28	Joint Owner Credit	0	0	0	0	0	0	0	0
29	Other	0	0	0	0	0	0	0	0
30	Adjusted System Transmission Preconstruction Cost Additions [Note 2]	\$497	\$124,852	\$204,501	\$507,974	\$216,827	(\$5,078,610)	\$3,092,032	\$15,001,572
31	Jurisdictional Factor	0.70597	0.70597	0.70597	0.70597	0.70597	0.70597	0.70597	0.70597
32	Jurisdictional Transmission Construction Capital Additions	\$351	\$88,142	\$144,372	\$358,614	\$154,485	(\$3,585,347)	\$2,182,862	\$10,590,660
33	Total Jurisdictional Construction Cost Additions (Lines 17 + 32)	\$351	\$88,142	\$144,372	\$358,614	\$154,485	(\$3,490,254)	\$2,349,986	\$59,842,174

Note 1: Lines 10 and 25 represent capital expenditures on an accrual basis, gross of joint owner billings and exclude AFUDC.

Note 2: Lines 15 and 30 represent capital expenditures on a cash basis, net of joint owner billings.

LEVY COUNTY UNITS 1 & 2
 Site Selection, Preconstruction Costs, and Carrying Costs on Construction Cost Balance
 Final True-up Filing: Site Selection Category - Description of Monthly Cost Additions

Schedule T-6A.1

EXPLANATION: Provide a description of the major tasks performed within the Site Selection Cost category for the year.
 List generation expenses separate from transmission in the same order appearing on Schedules T- 6.1.
 This schedule is not required if Schedule T-6.1 is not filed.

[25-6.0423 (5)(c)1.a.,F.A..C.]
 [25-6.0423 (2)(f),F.A..C.]
 [25-6.0423 (5)(a),F.A..C.]
 [25-6.0423 (8)(d),F.A..C.]

COMPANY:
 Progress Energy - FL
 DOCKET NO.:
 100009-E1

For Year Ended: 12/31/2009

T-6.1 Line No.	Major Task & Description for amounts on Schedule T-6.1	Description
-------------------	---	-------------

Generation:

- | | | |
|---|----------------------------------|--|
| 1 | License Application | Detailed on-site characterization for geological and environmental analysis, NRC Review fees, transmission deliverability analysis, etc. |
| 2 | Engineering & Design | Engineering & Design associated with the Site Layout, Power Block and Non-Power Block facilities. |
| 3 | Permitting | Obtain required permits for new plant (i.e. site certification permits, environmental permits, etc.) |
| 4 | Clearing, Grading and Excavation | Clearing, grading, excavation, backfill, onsite disposal, drainage and erosion control. Construction park lots, laydown areas and access roads. |
| 5 | On-Site Construction Facilities | Includes the installation of warehouses necessary during construction (electrical shop, carpenter shops, etc.), construction power and lighting. |

Transmission:

- | | | |
|---|------------------------|---|
| 6 | Line Engineering | Internal engineering labor, contracted engineering labor, corridor/route siting, survey and all other costs associated with engineering transmission lines. |
| 7 | Substation Engineering | Internal engineering labor, contracted engineering labor and all other costs associated with substation and protection and control (relay) engineering. |
| 8 | Clearing | Contracted costs associated with clearing acquired ROW for the construction of transmission lines, costs associated with building access roads to the ROW to ensure access for construction, operating and maintenance of transmission lines. |
| 9 | Other | Project Management, project scheduling and controls, development of contracting strategies, legal and related overhead costs and other miscellaneous costs associated with transmission site selection. |

LEVY COUNTY UNITS 1 & 2
 Site Selection, Preconstruction Costs, and Carrying Costs on Construction Cost Balance
 Final True-up Filing: Preconstruction Category - Description of Monthly Cost Additions

Schedule T-6A.2

EXPLANATION: Provide a description of the major tasks performed within the Preconstruction category for the year.
 List generation expenses separate from transmission in the same order appearing on Schedules T- 6.2.
 This schedule is not required if Schedule T-6.2 is not filed.

[25-6.0423 (5)(c)1.a.,F.A..C.]
 [25-6.0423 (2)(g),F.A..C.]
 [25-6.0423 (5)(a),F.A..C.]
 [25-6.0423 (8)(d),F.A..C.]

COMPANY: Progress Energy - FL

DOCKET NO.: 100009-EI

For Year Ended: 12/31/2009

Line No.	Major Task & Description for amounts on Schedule T-6.2	Description
----------	---	-------------

Generation:

- | | | |
|---|----------------------------------|--|
| 1 | License Application | Detailed on-site characterization for geological and environmental analysis, NRC Review fees, transmission deliverability analysis, etc. |
| 2 | Engineering & Design | Engineering & Design associated with the Site Layout, Power Block and Non-Power Block facilities. |
| 3 | Permitting | Obtain required permits for new plant (i.e. site certification permits, environmental permits, etc.) |
| 4 | Clearing, Grading and Excavation | Clearing, grading, excavation, backfill, onsite disposal, drainage and erosion control. Construction park lots, laydown areas and access roads. |
| 5 | On-Site Construction Facilities | Includes the installation of warehouses necessary during construction (electrical shop, carpenter shops, etc.), construction power and lighting. |

Transmission:

- | | | |
|---|------------------------|---|
| 6 | Line Engineering | Internal engineering labor, contracted engineering labor, corridor/route siting, survey and all other costs associated with engineering transmission lines. |
| 7 | Substation Engineering | Internal engineering labor, contracted engineering labor and all other costs associated with substation and protection and control (relay) engineering. |
| 8 | Clearing | Contracted costs associated with clearing acquired ROW for the construction of transmission lines, costs associated with building access roads to the ROW to ensure access for construction, operating and maintenance of transmission lines. |
| 9 | Other | Project Management, project scheduling and controls, development of contracting strategies, legal and related overhead costs and other miscellaneous costs associated with transmission pre-construction. |

LEVY COUNTY UNITS 1 & 2
 Site Selection, Preconstruction Costs, and Carrying Costs on Construction Cost Balance
 Final True-up Filing: Construction Category - Description of Monthly Cost Additions

Schedule T-6A.3

EXPLANATION: Provide a description of the major tasks performed within the Construction category for the year.
 List generation expenses separate from transmission in the same order appearing on Schedules T- 6.3.
 This schedule is not required if Schedule T-6.3 is not filed.

[25-6.0423 (5)(c)1.a.,F.A..C.]
 [25-6.0423 (2)(f),F.A..C.]
 [25-6.0423 (5)(b),F.A..C.]
 [25-6.0423 (8)(d),F.A..C.]

COMPANY:
 Progress Energy - FL
 DOCKET NO.:
 100009-EI

For Year Ended: 12/31/2009

T-6.3 Line No.	Major Task & Description for amounts on Schedule T-6.3	Description
-------------------	---	-------------

Generation:

1	Real Estate Acquisition	Land, Survey, Legal fees and commissions.
2	Project Management	Management oversight of construction, including, but not limited to engineering, quality assurance, field support and contract services.
3	Permanent Staff/Training	Obtain and train qualified staff by Fuel Load date.
4	Site Preparation	Design and construction of plant site preparations to support fabrication and construction. Remedial work for plant foundation and foundation substrata.
5	On-Site Construction Facilities	Includes the installation of warehouses necessary during construction (electrical shop, carpenter shops, etc.), construction power and lighting.
6	Power Block Engineering, Procurement, etc.	The cost of constructing and procuring the nuclear power block (reactor vessel, containment vessel, cooling towers, etc.)
7	Non-Power Block Engineering, Procurement, etc.	Site permanent structures and facilities outside the Power Block, including structural, electrical, mechanical, civil and security items. (Admin building, Training center, Security towers, Switchyard, Roads, Railroad, Barge facility, etc.)

Transmission:

8	Line Engineering	Internal engineering labor, contracted engineering labor, corridor/route siting, survey and all other costs associated with engineering transmission lines.
9	Substation Engineering	Internal engineering labor, contracted engineering labor and all other costs associated with substation and protection and control (relay) engineering.
10	Real Estate Acquisition	Land acquisition, survey, appraisal, title commitments, permitting, eminent domain support and ordinance review costs.
11	Line Construction	Contracted construction labor, structures and materials, equipment and all other costs associated with construction of transmission lines.
12	Substation Construction	Contracted construction labor, structures and materials, equipment and all other costs associated with substation and protection and control (relay) construction.
13	Other	Project Management, project scheduling and controls, development of contracting strategies, legal and related overhead costs and other miscellaneous costs associated with transmission construction.

LEVY COUNTY UNITS 1 & 2

Site Selection, Preconstruction Costs, and Carrying Costs on Construction Cost Balance
 Final True-up Filing: Site Selection Costs: Variance in Plant Additions and Expenditures

Schedule T-6B.1

EXPLANATION: Provide variance explanations comparing the annual system total expenditures shown on Schedule T-6.1 with the expenditures approved by the Commission on Schedule AE-6. List the Generation expenses separate from Transmission in the same order appearing on Schedule T-6.1. This schedule is not required if Schedule T-6.1 is not filed.

[25-6.0423 (5)(c)1.a., F.A..C.]
 [25-6.0423 (2)(f), F.A..C.]
 [25-6.0423 (5)(a), F.A..C.]
 [25-6.0423 (8)(d), F.A..C.]

COMPANY:

Progress Energy - FL

DOCKET NO.:

100009-EI

For Year Ended 12/31/2009

Line No.	Site Selection Major Task & Description for amounts on Schedule T-6.1	(A) System Estimated/Actual	(B) System Final	(C) Variance Amount	(D) Explanation
<u>Generation:</u>					
1	License Application	\$0	\$0	\$0	
2	Engineering, Design, & Procurement	0	0	0	
3	Permitting	0	0	0	
4	Clearing, Grading and Excavation	0	0	0	
5	On-Site Construction Facilities	0	0	0	
6	Total Generation Costs	\$0	\$0	\$0	
<u>Transmission:</u>					
7	Line Engineering	\$0	\$0	\$0	
8	Substation Engineering	0	0	0	
9	Clearing	0	0	0	
10	Other	0	0	0	
11	Total Transmission Costs	\$0	\$0	\$0	

REDACTED

LEVY COUNTY UNITS 1 & 2

**Site Selection, Preconstruction Costs, and Carrying Costs on Construction Cost Balance
Final True-up Filing: Preconstruction Category - Variance in Additions and Expenditures**

Schedule T-6B.2

EXPLANATION: Provide variance explanations comparing the annual system total expenditures shown on Schedule T-6.2 with the expenditures approved by the Commission on Schedule AE-6. List the Generation expenses separate from Transmission in the same order appearing on Schedule T-6.2. This schedule is not required if Schedule T-6.2 is not filed.

[25-6.0423 (5)(c)1.a.,F.A..C.]
[25-6.0423 (2)(g),F.A..C.]
[25-6.0423 (5)(a),F.A..C.]
[25-6.0423 (8)(d),F.A..C.]

COMPANY:
Progress Energy - FL
DOCKET NO.:
100009-EI

For Year Ended 12/31/2009

Line No.	Preconstruction Major Task & Description for amounts on Schedule T-6.2	(A) System Estimated/Actual	(B) System Final	(C) Variance Amount	(D) Explanation
<u>Generation:</u>					
1	License Application	\$38,789,108	\$26,406,810	(\$12,382,298)	This variance is primarily driven by lower than anticipated project scope change requests related to required field work associated with RAI responses for geotechnical and hydrological NRC requests and lower than expected legal expenses and NRC fees.
2	Engineering, Design, & Procurement	237,197,309			This variance was primarily driven by long lead item work in progress before the schedule shift occurred that was not anticipated in the Estimated/Actual filing.
3	Permitting	0	0	0	
4	Clearing, Grading and Excavation	167,330	0	(167,330)	
5	On-Site Construction Facilities	(260,659)	(274,156)	(13,497)	
6	Total Generation Costs	\$275,893,088			
<u>Transmission:</u>					
7	Line Engineering	\$6,131,411	\$3,501,699	(\$2,629,712)	Variance driven primarily by the May 2009 shift in the Levy Project schedule by no less than 20 months. This schedule shift resulted in a change in project scope and re-sequencing of line engineering activities and project staffing requirements. Engineering work was also deferred to align with schedule activity/refinement and coordination with the planned completion of environmental licensing activities. This resulted in lower than projected costs.
8	Substation Engineering	5,220,526	2,638,838	(2,581,688)	Variance driven primarily by the May 2009 shift in the Levy Project schedule by no less than 20 months. This schedule shift resulted in expected engineering work and project staffing requirements to support work on the Levy Plant administrative substations and other existing substations to be re-sequenced. Expenditures were also deferred to align with schedule activity/refinements and coordination with the planned completion of environmental licensing activities. This resulted in lower than projected costs.
9	Clearing	8,853	0	(8,853)	
10	Other	4,651,183	4,870,120	218,937	
11	Total Transmission Costs	\$16,011,973	\$11,010,657	(\$5,001,316)	

LEVY COUNTY UNITS 1 & 2

Site Selection, Preconstruction Costs, and Carrying Costs on Construction Cost Balance
Final True-up Filing: Construction Category - Variance in Additions and Expenditures

Schedule T-6B.3

EXPLANATION: Provide variance explanations comparing the annual system total expenditures shown on Schedule T-6.3 with the expenditures approved by the Commission on Schedule AE-6. List the Generation expenses separate from Transmission in the same order appearing on Schedule T-6.3. This schedule is not required if Schedule T-6.3 is not filed.

[25-6.0423 (5)(c)1.a.,F.A..C.]
[25-6.0423 (2)(i),F.A..C.]
[25-6.0423 (5)(b),F.A..C.]
[25-6.0423 (8)(d),F.A..C.]

COMPANY:

Progress Energy - FL

DOCKET NO.:

100009-EI

For Year Ended 12/31/2009

Line No.	Construction Major Task & Description for amounts on Schedule T-6.3	(A) System Estimated/Actual	(B) System Final	(C) Variance Amount	(D) Explanation
<u>Generation:</u>					
12	Real Estate Acquisitions	\$363	\$101,792	\$101,429	
13	Project Management	0	0	0	
14	Permanent Staff/Training	0	0	0	
15	Site Preparation	0	0	0	
16	On-Site Construction Facilities	9,277	0	(9,277)	
17	Power Block Engineering, Procurement, etc.	0	0	0	
18	Non-Power Block Engineering, Procurement, etc.	0	0	0	
19	Total Generation Costs	\$9,640	\$101,792	\$92,152	
<u>Transmission:</u>					
20	Line Engineering	\$0	\$0	\$0	
21	Substation Engineering	0	59,000	59,000	
22	Real Estate Acquisition	22,945,935	1,783,996	(21,161,939)	Variance driven primarily by the May 2009 shift in the Levy Project schedule by no less than 20 months. The land acquisition plan was re-evaluated in light of the schedule shift changes and resulted in a reduction of land acquisition and siting expenditures in 2009.
23	Line Construction	0	0	0	
24	Substation Construction	1,634,924	938,615	(696,309)	
25	Other	5,743	570,758	565,015	
26	Total Transmission Costs	\$24,586,602	\$3,352,369	(\$21,234,233)	

**LEVY COUNTY NUCLEAR 1 and 2
Site Selection/Pre-Construction Costs and Carrying Costs on Construction Cost Balance
True-up Filing: Contracts Executed**

[Section (8)(c)]

Schedule T-7

FLORIDA PUBLIC SERVICE COMMISSION

EXPLANATION:

Provide a list of contracts executed in excess of \$1 million including, a description of the work, the dollar value and term of the contract, the method of vendor selection, the identity and affiliation of the vendor, and current status of the contract.

For the Year Ended:

12/31/2009

COMPANY:

Progress Energy - FL

DOCKET NO.:

100009-EI

(A)	(B)	(C)	(D)	(E)	(F)	(G)	(H)	(I)	(J)	(K)	
Line No.	Contract No.	Status of Contract	Original Term of Contract	Current Term of Contract	Original Amount	Actual Expended as of Prior Year End (2008)	Amount Expended in Current Year (2009)	Estimate of Final Contract Amount	Name of Contractor (and Affiliation if any)	Method of Selection & Document ID	Work Description
1	N/A	Executed							Purchase Agreement for Rayonier Forest Resources	Purchase based on final results from site down select analysis that determined most suitable site to locate the plant.	Purchase Land for LNP. Final contract amount includes costs to complete title search, recording fees, and documentary stamps; and Final payment in 2011 for \$4.66M.
2	293651 Amendment 1	Executed							Duncan Company	Approved Nominee Agreement	Provide an array of diverse commercial real estate services for proposed baseload power generation plant.
3	293651 Amendment 2	Executed							Duncan Company	Approved Nominee Agreement	Wetland Mitigation Planning-The acquisition of land for wetlands mitigations and easement for the discharge pipeline.
4	00255934-0002 Amendment 6	Executed							Joint Venture Team (Sargent & Lundy, CH2M Hill, & Worley Parsons)	RFP- COLA Application Preparation. Competitive Bid & Evaluation process. Low Cost bidder accepted.	Combined Operating License Application (COLA) preparer
5	00255934-0003 Amendment 3, 4 & 5	Executed							Joint Venture Team (Sargent & Lundy, CH2M Hill, & Worley Parsons)	Sole Sourced to vendor to provide consistency between the two filings (NRC and FDEP).	Site Certification Application Development Support for Levy Nuclear Plant. Includes activities necessary to support responses to the FDEP regarding SCA submittals.
6	00255934-0005 Amendment 1 & 2	Executed							Joint Venture Team (Sargent & Lundy, CH2M Hill, & Worley Parsons)	Sole Source. Award for Phase II support of the COLA submittal (Reference contract 255934-02)	Combined Operating License Application (COLA) preparer - support to respond to NRC Requests for Additional Information and other COLA support.
7	414310	Executed (Schedule Shift)							Westinghouse Electric Co. LLC.	Sole Source. Award based on vendor being the constructor of the selected RX technology.	To design, engineer, supply, equip, construct and install a fully operational two unit AP1000 Facility at the Levy Nuclear Plant Site.
8	N/A	Executed							NuStart Energy Development LLC	Membership Agreement in Industry Organization	Preparation of Combined Operating License Applications for Westinghouse and GE Desgins.
9	N/A	Note 1	Note 1	Note 1	Note 1			Note 1	Hopping, Green & Sams	Note 1	Legal Work - Levy Site Certification
10	436914-00001	Completed							Commonwealth Associates Inc.	RFP - LCBT1108	Design & Engineering Services for Crystal River Switchyard Phase 1

Note 1: The scope, nature, and extent of legal services ultimately required is subject either to events and/or the actions and/or inactions of parties beyond the control of PEF and its legal services providers, and therefore are not amenable to determination at the time of contract execution or estimation in advance of the conclusion of legal services.

**LEVY COUNTY NUCLEAR 1 and 2
Site Selection/Pre-Construction Costs and Carrying Costs on Construction Cost Balance
True-up Filing: Contracts Executed**

[Section (8)(c)]

Schedule T-7

FLORIDA PUBLIC SERVICE COMMISSION

EXPLANATION:

Provide a list of contracts executed in excess of \$1 million including, a description of the work, the dollar value and term of the contract, the method of vendor selection, the identity and affiliation of the vendor, and current status of the contract.

COMPANY:

Progress Energy - FL

For the Year Ended:

12/31/2009

DOCKET NO.:

100009-EI

(A)	(B)	(C)	(D)	(E)	(F)	(G)	(H)	(I)	(J)	(K)	
Line No.	Contract No.	Status of Contract	Original Term of Contract	Current Term of Contract	Original Amount	Actual Expended as of Prior Year End (2008)	Amount Expended in Current Year (2009)	Estimate of Final Contract Amount	Name of Contractor (and Affiliation if any)	Method of Selection & Document ID	Work Description
11	262141-00003 & Amendments 1, 2, 5	Completed							Power Engineers Inc.	RFP - Competitive Bid & Evaluation Process for Master Contract. Tier 1 Contractor Selected.	Line and Substation Design Study Support
12	80678-00129 & Amendments 1 to 6	Completed							Golder Associates Inc.	RFP - LCGT0308	Levy Transmission Route Study
13	80678-00111 & Amendments 1, 2, 3	Completed							Golder Associates Inc.	Single Sourced - Memo Dated 8/17/07	Levy Transmission Corridor Study
14	PEF2008-10-36, PEF2009-3-39	Completed							Daryl M. Carter	Selection based on Corridor Study	Acquisition of a 220-foot wide transmission line easement connecting the Levy plant site to the proposed substation in Sumter County
15	409194-00001 to 00006 & 00008 with Amendments	Completed							Patrick Energy Services Inc.	RFP - LCBT0808	Owner's Engineering Services & Engineering & Design for the North & South Admin Tap Lines, North & South Admin Substations, Kathleen Lake Tarpon Line and Central Florida South Substation

REDACTED

LEVY COUNTY NUCLEAR 1 and 2
Site Selection/Pre-Construction Costs and Carrying Costs on Construction Cost Balance
True-up Filing: Contracts Executed

[Section (8)(c)]

Schedule T-7A

FLORIDA PUBLIC SERVICE COMMISSION

EXPLANATION: Provide additional details of contracts executed in excess of \$1 million including, the nature and scope of the work, the nature of any affiliation with selected vendor, the method of vendor selection, brief description of vendor selection process, and current status of the contract.

COMPANY: Progress Energy - FL

For the Year Ended: 12/31/2009

DOCKET NO.: 100009-EI

Contract No.: N/A

Major Task or Tasks Associated With: Purchase of property to site the Levy Nuclear Plant

Vendor Identity: Rayonier Forest Resources, L.P. (seller)

Vendor Affiliation (specify 'direct' or 'indirect'): Indirect (Vertical Integration (buyer) on behalf of Progress Energy)

Number of Vendors Solicited: Purchased based on results of site downselect analysis that determined the most suitable site for the plant.

Number of Bids Received: N/A

Brief Description of Selection Process: Property was selected based on the site selection process analysis to determine most suitable site for the nuclear facility.

Dollar Value: [REDACTED]

Contract Status: Executed

Term Begin: [REDACTED]
Term End: [REDACTED]

Nature and Scope of Work: Purchase and Sale Agreement. The seller was Rayonier Forest Resources, L.P. Sold Approximately 3,000 acres to Progress Energy for siting Levy Nuclear Plant.

REDACTED

LEVY COUNTY NUCLEAR 1 and 2
Site Selection/Pre-Construction Costs and Carrying Costs on Construction Cost Balance
True-up Filing: Contracts Executed

[Section (8)(c)]

Schedule T-7A

FLORIDA PUBLIC SERVICE COMMISSION

EXPLANATION:

Provide additional details of contracts executed in excess of \$1 million including, the nature and scope of the work, the nature of any affiliation with selected vendor, the method of vendor selection, brief description of vendor selection process, and current status of the contract.

COMPANY:

Progress Energy - FL

DOCKET NO.:

100009-EI

For the Year Ended:

12/31/2009

Contract No.: 293651-01

Major Task or Tasks Associated With: Provide services, supplies, tools, equipment, and transportation necessary to provide an array of diverse commercial real estate services for the sole purpose of acquiring land parcels for proposed baseload generation plants.

Vendor Identify: The Duncan Companies, Inc.

Vendor Affiliation (specify 'direct' or 'indirect'): Direct

Number of Vendors Solicited: Approved Nominee Agreement

Number of Bids Received: N/A

Brief Description of Selection Process: Nominee Agreement to act as Progress' agent in locating, investigating, negotiating and contracting for the purchase (collectively, the "Purchase Contract(s)") of real property (the potential siting of a new power plant).

Dollar Value: [REDACTED]

Contract Status: Executed

Term Begin: [REDACTED]

Term End: [REDACTED]

Nature and Scope of Work: (1) Perform fatal flaw analysis on properties identified by the owner and also include identification of alternative sites for consideration by owner. (2) Implementation of the acquisition process. (3) Complete due diligence evaluation activities for each proposed site.

REDACTED

[Section (B)(c)]

LEVY COUNTY NUCLEAR 1 and 2
Site Selection/Pre-Construction Costs and Carrying Costs on Construction Cost Balance
True-up Filing: Contracts Executed

Schedule T-7A

FLORIDA PUBLIC SERVICE COMMISSION
COMPANY: Progress Energy - FL
DOCKET NO.: 100009-EI

EXPLANATION: Provide additional details of contracts executed in excess of \$1 million including, the nature and scope of the work, the nature of any affiliation with selected vendor, the method of vendor selection, brief description of vendor selection process, and current status of the contract.

For the Year Ended: 12/31/2009

Contract No.: 293651-02

Major Task or Tasks Associated With: Wetland Mitigation Planning-The acquisition of land for wetlands mitigations and easement for the discharge pipeline.

Vendor Identity: The Duncan Companies Inc.

Vendor Affiliation (specify 'direct' or 'indirect'): Direct

Number of Vendors Solicited: Approved Nominee Agreement

Number of Bids Received: N/A

Brief Description of Selection Process: Nominee Agreement to act as Progress' agent in locating, investigating, negotiating and contracting for the purchase (collectively, the "Purchase Contract(s)") of real property (the "Property") throughout Florida for the potential siting of a new power plant.

Dollar Value: [REDACTED]

Contract Status: Executed

Term Begin: [REDACTED]
Term End: [REDACTED]

Nature and Scope of Work: The acquisition of land for wetlands mitigation and an easement for the discharge pipeline.

REDACTED

LEVY COUNTY NUCLEAR 1 and 2
Site Selection/Pre-Construction Costs and Carrying Costs on Construction Cost Balance
True-up Filing: Contracts Executed

[Section (8)(c)]

Schedule T-7A

FLORIDA PUBLIC SERVICE COMMISSION	EXPLANATION: Provide additional details of contracts executed in excess of \$1 million including, the nature and scope of the work, the nature of any affiliation with selected vendor, the method of vendor selection, brief description of vendor selection process, and current status of the contract.	For the Year Ended:	12/31/2009
COMPANY: Progress Energy - FL			
DOCKET NO.: 100009-EI			

Contract No.: 00255934-00002

Major Task or Tasks Associated With: providing engineering, environmental, and licensing services to support the Combined Operating License Application (COLA)

Vendor Identity: Joint Venture Team - Sargent & Lundy, CH2M Hill, & Worley Parsons

Vendor Affiliation (specify 'direct' or 'indirect'): Direct

Number of Vendors Solicited: Six

Number of Bids Received: Six

Brief Description of Selection Process: An RFP was completed for COLA Application preparation and sent to vendors. The next step required New Plant Development to assemble a review team and complete a detailed evaluation of the proposals. Vendors were evaluated and scored on the following criteria: Corporate Experience, Team Experience, Technical Plan, and Financial. This evaluation has been formally documented. Once the vendor was selected, a contract was prepared and approved and a pre-award meeting was held prior to starting work on the project.

Dollar Value: [REDACTED]

Contract Status: Executed

Term Begin: [REDACTED]
Term End: [REDACTED]

Nature and Scope of Work:

Provide engineering, environmental, and licensing services in support of COLA development. Major tasks include:

- Task 1 - Prepare License Application and associated General & Admin. Information
- Task 2 - Perform site investigation, including necessary soil borings and constructing a meteorological tower to gather weather information.
- Task 3 - Prepare Chapter 2 of FASR in accordance with applicable regulatory requirements including meteorological, geological, geotechnical, and seismological sections.
- Task 4 - Prepare Environmental Report in accordance with applicable regulatory requirements, including site ecological investigations. Prepare Emergency Plan in accordance with applicable regulatory requirements.
- Task 5 - Prepare FSAR Chapters 4, 5, 6, 7, and 12 in accordance with applicable regulatory requirements.
- Task 6 - Prepare FSAR Chapters 13, 14, and 16 in accordance with applicable regulatory requirements.
- Task 7 - Prepare FSAR Chapters 1, 3, 8, 17, 18, & 19 in accordance with applicable regulatory requirements.
- Task 8 - Prepare FSAR Chapters 9, 10, 11, & 15 in accordance with applicable regulatory requirements.
- Task 9 - Prepare fire protection program, inspection programs, other programs, the security plan and quality assurance plan in accordance with applicable regulatory requirements.
- Task 10 - Prepare conceptual designs for various plant systems.
- Task 11 - Project Management support for all COLA preparation activities.
- Task 12 - Site Unique Scope not in RFP
- Task 13 - COLA Fieldwork
- Task 14 - Foundation Conceptual Design
- Task 15 - NRC Acceptance Review

REDACTED

[Section (B)(c)]

LEVY COUNTY NUCLEAR 1 and 2
Site Selection/Pre-Construction Costs and Carrying Costs on Construction Cost Balance
True-up Filing: Contracts Executed

Schedule T-7A

FLORIDA PUBLIC SERVICE COMMISSION
COMPANY: Progress Energy - FL
DOCKET NO.: 100009-EI

EXPLANATION: Provide additional details of contracts executed in excess of \$1 million including, the nature and scope of the work, the nature of any affiliation with selected vendor, the method of vendor selection, brief description of vendor selection process, and current status of the contract.

For the Year Ended: 12/31/2009

Contract No.: 00255934-00003

Major Task or Tasks Associated With: developing the Site Certification Application for the Levy Plant. The application will be submitted to the Florida Department of Environmental Protection.

Vendor Identity: Joint Venture Team - Sargent & Lundy, CH2M Hill, & Worley Parsons

Vendor Affiliation (specify 'direct' or 'indirect'): Direct

Number of Vendors Solicited: 1

Number of Bids Received: 1

Brief Description of Selection Process: This authorization is closely tied to the Levy COLA Environmental Report. Vendor selected to ensure consistency between the two filings to NRC and FDEP. An Impact Evaluation was submitted to document project scope, schedule, cost, and risk. The impact evaluation is challenged with technical, QA, and financial reviews prior to approval. The approved impact evaluation is incorporated into a new work authorization.

Dollar Value: [REDACTED]

Contract Status: Executed

Term Begin: [REDACTED]
Term End: [REDACTED]

Nature and Scope of Work: Provide engineering, environmental, and licensing services in support of Site Certification Application development. Major tasks include:

- Task 1 - Site Characterization
 - Task 2 - Plant & Associated Facilities
 - Task 3 - Construction Impacts
 - Task 4 - Operational Impacts
 - Task 5 - Economic and Social Effects
 - Task 6 - Electrical Transmission Lines
 - Task 7 - Need for Power
 - Task 8 - Site & Design Alternatives
- Since the original Impact Evaluation was signed, the work scope has expanded to include post-submittal activities including:
- 1 - SCA Wetland Comprehensive Plan
 - 2 - Ecological Survey, Wetland Mitigation, Well Field Monitoring
 - 3 - SCA Phase II Support
 - 4 - FDEP request for additional water quality analysis
 - 5 - SCA Administrative Hearing Support

REDACTED

[Section (b)(3)]

LEVY COUNTY NUCLEAR 1 and 2
Site Selection/Pre-Construction Costs and Carrying Costs on Construction Cost Balance
True-up Filing: Contracts Executed

Schedule T-7A

FLORIDA PUBLIC SERVICE COMMISSION

EXPLANATION:

Provide additional details of contracts executed in excess of \$1 million including, the nature and scope of the work, the nature of any affiliation with selected vendor, the method of vendor selection, brief description of vendor selection process, and current status of the contract.

For the Year Ended:

12/31/2009

COMPANY: Progress Energy - FL

DOCKET NO.: 100009-EI

Contract No.: 00255934-00005

Major Task or Tasks Associated With: providing support for the Levy Nuclear Plant COLA Development Phase II, for the period between when the NRC has accepted the application and NRC application approval.

Vendor Identity: Joint Venture Team - Sargent & Lundy, CH2M Hill, & Worley Parsons

Vendor Affiliation (specify 'direct' or 'indirect'): Direct

Number of Vendors Solicited: 1

Number of Bids Received: 1

Brief Description of Selection Process: This authorization is for Phase II support of the Levy COL Application (reference contract 255934-02). An Impact Evaluation was submitted to document project scope, schedule, cost and risk. The impact evaluation is challenged with technical, QA, and financial reviews prior to approval. The approved impact evaluation is incorporated into a new work authorization.

Dollar Value: [REDACTED]

Contract Status: Executed

Term Begin: [REDACTED]

Term End: [REDACTED]

Nature and Scope of Work:

- Provide support for the Levy Nuclear Plant (LNP) COL Application approval by the NRC, including support for Requests for Additional Information (RAI). Major tasks include:
- Task 1 - Westinghouse/NuStart document / RAI Response Reviews
- Task 2 - Levy Nuclear Plant Simple RAIs
- Task 3 - LNP Complex RAIs and Evaluations
- Task 4 - LNP COLA Revisions/DCD Departure Report
- Task 5 - Project Management

REDACTED

LEVY COUNTY NUCLEAR 1 and 2
Site Selection/Pre-Construction Costs and Carrying Costs on Construction Cost Balance
True-up Filing: Contracts Executed

[Section (B)(c)]

Schedule T-7A

FLORIDA PUBLIC SERVICE COMMISSION

EXPLANATION: Provide additional details of contracts executed in excess of \$1 million including, the nature and scope of the work, the nature of any affiliation with selected vendor, the method of vendor selection, brief description of vendor selection process, and current status of the contract.

COMPANY:

Progress Energy - FL

DOCKET NO.:

100009-EI

For the Year Ended:

12/31/2009

Contract No.: 414310

Major Task or Tasks Associated With:

The contractor will design, engineer, supply, equip, construct and install a complete fully operational two unit AP1000 Facility at the Levy Nuclear Plant Site.

Vendor Identity: Westinghouse Electric Company LLC.

Vendor Affiliation (specify 'direct' or 'indirect'): Direct

Number of Vendors Solicited: One, due to Westinghouse being the sole vendor for the reactor technology selected.

Number of Bids Received: N/A

Brief Description of Selection Process: Per approved Letter of Intent.

Dollar Value: [REDACTED]

Contract Status: Executed

Term Begin: [REDACTED]

Term End: [REDACTED]

Nature and Scope of Work:

Scope of Work is to design, engineer, supply, equip, construct, and install a complete and fully operational two (2) unit AP1000 Facility at Owner's Levy Nuclear Plant Site and Nearby Work Areas, including all equipment and services necessary to meet the terms and conditions of the "Engineering, Procurement and Construction Agreement Between Florida Power Corporation doing business as Progress Energy Florida, Inc., (Owner) and a consortium consisting of Westinghouse Electric Company, LLC, and Shaw Stone and Webster, Inc., (Contractor), effective on December 31, 2008 .

REDACTED

[Section (B)(c)]

LEVY COUNTY NUCLEAR 1 and 2
Site Selection/Pre-Construction Costs and Carrying Costs on Construction Cost Balance
True-up Filing: Contracts Executed

Schedule T-7A

FLORIDA PUBLIC SERVICE COMMISSION
COMPANY: Progress Energy - FL
DOCKET NO.: 100008-EI

EXPLANATION: Provide additional details of contracts executed in excess of \$1 million including, the nature and scope of the work, the nature of any affiliation with selected vendor, the method of vendor selection, brief description of vendor selection process, and current status of the contract.

For the Year Ended: 12/31/2009

Contract No.: N/A

Major Task or Tasks Associated With:
Reference COL Preparation

Vendor Identity: NuStart Energy Development LLC

Vendor Affiliation (specify 'direct' or 'indirect'): Direct

Number of Vendors Solicited: One, membership agreement with the entity.

Number of Bids Received: N/A

Brief Description of Selection Process: N/A

Dollar Value: [REDACTED]

Contract Status: Executed

Term Begin: [REDACTED]
Term End: [REDACTED]

Nature and Scope of Work:
Preparation of Reference Combined License Applications for Westinghouse and GE Designs.

REDACTED

{Section (B)(c)}

LEVY COUNTY NUCLEAR 1 and 2
Site Selection/Pre-Construction Costs and Carrying Costs on Construction Cost Balance
True-up Filing: Contracts Executed

Schedule T-7A

FLORIDA PUBLIC SERVICE COMMISSION
COMPANY: Progress Energy - FL
DOCKET NO.: 100009-EI

EXPLANATION: Provide additional details of contracts executed in excess of \$1 million including, the nature and scope of the work, the nature of any affiliation with selected vendor, the method of vendor selection, brief description of vendor selection process, and current status of the contract.

For the Year Ended:

12/31/2009

Contract No.: 436914-00001

Major Task or Tasks Associated With:

Provide design engineering and site management services for the Crystal River Energy Complex (CREC) Switchyard Phase 1.

Vendor Identity: Commonwealth Associates Inc.

Vendor Affiliation (specify 'direct' or 'indirect'): Direct

Number of Vendors Solicited: Five

Number of Bids Received: Three

Brief Description of Selection Process:

A Request For Proposal (RFP) was completed and sent to vendors. After proposals were received, the Levy Baseload Transmission team conducted an evaluation of the proposals. This evaluation was formally documented. Once the vendor was selected, a Master Contract was awarded and a Work Authorization was authorized.

Dollar Value: [REDACTED]

Contract Status: Completed

Term Begin: [REDACTED]
Term End: [REDACTED]

Nature and Scope of Work:

Provide design engineering and site management services for the Expansion of the CREC switchyard to include the following:

- To develop a complete set of as-built drawings for the CREC switchyard.
- To provide engineering related activities such as provide engineering estimates of construction costs and schedules for the ultimate expansion.
- To create detailed specifications and drawings for procurement of substation and protection and control components.
- To design the required line termination relocations including transmission structure designs.
- To coordinate with a third party to provide for the termination of the new Transmission circuits.
- To provide site storm water drainage plan.
- To provide on-site engineering support for obtaining information to develop as-built drawings during the fall 2009 outage at CREC switchyard.
- To assist in the development of a phased construction program for the work to be completed during the outages scheduled for 2010 through 2018.

REDACTED

[Section (8)(c)]

LEVY COUNTY NUCLEAR 1 and 2
Site Selection/Pre-Construction Costs and Carrying Costs on Construction Cost Balance
True-up Filing: Contracts Executed

Schedule T-7A

FLORIDA PUBLIC SERVICE COMMISSION

EXPLANATION:

Provide additional details of contracts executed in excess of \$1 million including, the nature and scope of the work, the nature of any affiliation with selected vendor, the method of vendor selection, brief description of vendor selection process, and current status of the contract.

For the Year Ended:

12/31/2009

COMPANY:

Progress Energy - FL

DOCKET NO.:

100009-E1

Contract No.: 262141-00003 Amendments 1, 2 & 5

Major Task or Tasks Associated With:

Provide conceptual substation engineering and routing study services for transmission facilities needed to support the Levy Nuclear Plant.

Vendor Identity: Power Engineers Inc.

Vendor Affiliation (specify 'direct' or 'indirect'): Direct

Number of Vendors Solicited: Twenty-two for Master Contract

Number of Bids Received: Twenty-two for Master Contract

Brief Description of Selection Process:

Under the Transmission Ops and Planning (TOPS) Engineering Sourcing Program, RFPs were sent out to 22 vendors. Vendors were then ranked in 3 tiers based on their rates & quality of service. Power Engineers was ranked as tier one and awarded a master contract. A Work Authorization was issued against this master contract.

Dollar Value:

[REDACTED]

Contract Status: Completed

Term Begin:

[REDACTED]

Term End:

Nature and Scope of Work: Provide conceptual substation engineering and corridor study services in support of transmission facilities including:

- To prepare preliminary substation design criteria and layout work.
- To prepare preliminary transmission line corridor layout work.
- For each of the substations, prepare conceptual drawings/site plans.

REDACTED

[Section (b)(c)]

LEVY COUNTY NUCLEAR 1 and 2
Site Selection/Pre-Construction Costs and Carrying Costs on Construction Cost Balance
True-up Filing: Contracts Executed

Schedule T-7A

FLORIDA PUBLIC SERVICE COMMISSION
COMPANY: Progress Energy - FL
DOCKET NO.: 100009-EI

EXPLANATION: Provide additional details of contracts executed in excess of \$1 million including, the nature and scope of the work, the nature of any affiliation with selected vendor, the method of vendor selection, brief description of vendor selection process, and current status of the contract.

For the Year Ended: 12/31/2009

Contract No.: 80678-00129

Major Task or Tasks Associated With: Complete route selection studies to identify constructible and permissible transmission line routes within Owner's preferred corridors.

Vendor Identity: Golder Associates Inc.

Vendor Affiliation (specify 'direct' or 'indirect'): Direct

Number of Vendors Solicited: Three

Number of Bids Received: Three

Brief Description of Selection Process: A Request For Proposal (RFP) was completed and sent to vendors. After proposals were received, the Levy Baseload Transmission team conducted an evaluation of the proposals. This evaluation was formally documented. Once the vendor was selected, a Work Authorization was issued under an existing Master Contract with Golder Associates Inc.

Dollar Value: [REDACTED]

Contract Status: Completed

Term Begin: [REDACTED]
Term End: [REDACTED]

Nature and Scope of Work: This scope of work includes engineering support of quantitative and qualitative route analysis, field work required to support routing from an engineering perspective, providing documentation, figures, drawings, and specifications for the chosen routes, supporting the contractor's final report, attending community open houses in affected counties, and providing expert staff to support legal testimony.

REDACTED

LEVY COUNTY NUCLEAR 1 and 2
Site Selection/Pre-Construction Costs and Carrying Costs on Construction Cost Balance
True-up Filing: Contracts Executed

[Section (B)(c)]

Schedule T-7A

FLORIDA PUBLIC SERVICE COMMISSION

EXPLANATION:

Provide additional details of contracts executed in excess of \$1 million including, the nature and scope of the work, the nature of any affiliation with selected vendor, the method of vendor selection, brief description of vendor selection process, and current status of the contract.

COMPANY:

Progress Energy - FL

For the Year Ended:

12/31/2009

DOCKET NO.:

100009-EI

Contract No.: 80678-00111

Major Task or Tasks Associated With:

Provide environmental, line corridor selection studies, and licensing services in support of Site Certification Application (SCA) development for transmission facilities to support the Levy Nuclear Plant. These are all planning activities and do not include actual design or construction activities.

Vendor Identity: Golder Associates Inc.

Vendor Affiliation (specify 'direct' or 'indirect'): Direct

Number of Vendors Solicited: One

Number of Bids Received: One

Brief Description of Selection Process:

Upon receipt of proposal, Supply Chain and company management representatives reviewed the proposal's technical scope, schedule, and cost. A single source justification memo was prepared and approved based on the vendor's involvement since inception of the project and their ability to meet the required schedule requirements, a contract requisition was developed by Transmission Ops and Planning Project Support. The requisition documents final agreed upon scope, schedule, cost, and established project controls. The requisition was approved by the appropriate level of Progress Energy Management. Once the contract requisition was approved, a formal Work Authorization was issued.

Dollar Value: [REDACTED]

Contract Status: Completed

Term Begin: [REDACTED]

Term End: [REDACTED]

Nature and Scope of Work:

Provide environmental, line corridor selection studies, and licensing services in support of SCA and COLA development including:

Task 1 - Corridor Routing Study

Task 1a - Public Involvement

Task 2 - Preparation of applicable sections of the SCA

Task 3 - Certification Support and Hearings/Expert Testimony/Hearing Support/Agency Meetings/Outreach

Task 4 - Preparation of applicable sections of the NRC COLA

REDACTED

LEVY COUNTY NUCLEAR 1 and 2
Site Selection/Pre-Construction Costs and Carrying Costs on Construction Cost Balance
True-up Filing: Contracts Executed

[Section (B)(c)]

Schedule T-7A

FLORIDA PUBLIC SERVICE COMMISSION

EXPLANATION:

Provide additional details of contracts executed in excess of \$1 million including, the nature and scope of the work, the nature of any affiliation with selected vendor, the method of vendor selection, brief description of vendor selection process, and current status of the contract.

COMPANY:

Progress Energy - FL

For the Year Ended:

12/31/2009

DOCKET NO.:

100009-EI

Contract No.: PEF2008-10-36; PEF2009-3-38

Major Task or Tasks Associated With:

Acquisition of a 220-foot wide transmission line easement connecting the Levy plant site to the proposed substation in Sumter County.

Vendor Identity:

Vendor Affiliation (specify 'direct' or 'indirect'): Direct

Number of Vendors Solicited: One

Number of Bids Received: One

Brief Description of Selection Process:

This easement is needed based on the Corridor/Route Study.

Dollar Value: \$1,828,967

Contract Status: Completed

Term Begin: (contract execution date)
Term End: (closing date)

Nature and Scope of Work:

Acquisition of a 220-foot wide transmission line easement connecting the Levy plant site to the proposed substation in Sumter County.

REDACTED

LEVY COUNTY NUCLEAR 1 and 2
Site Selection/Pre-Construction Costs and Carrying Costs on Construction Cost Balance
True-up Filing: Contracts Executed

[Section (8)(c)]

Schedule T-7A

FLORIDA PUBLIC SERVICE COMMISSION

EXPLANATION: Provide additional details of contracts executed in excess of \$1 million including, the nature and scope of the work, the nature of any affiliation with selected vendor, the method of vendor selection, brief description of vendor selection process, and current status of the contract.

COMPANY:

Progress Energy - FL

DOCKET NO.:

100009-6f

For the Year Ended:

12/31/2009

Contract No.: 409194-00001 to 00006 & 00008

Major Task or Tasks Associated With:

Provide engineering services to support the Levy Transmission Program.

Vendor Identity: Patrick Energy Services Inc.

Vendor Affiliation (specify 'direct' or 'indirect'): Direct

Number of Vendors Solicited: Six

Number of Bids Received: Three

Brief Description of Selection Process:

A Request For Proposal (RFP) was completed and sent to vendors. After proposals were received, the Levy Baseload Transmission team conducted an evaluation of the proposals. This evaluation was formally documented. Once the vendor was selected, a contract was awarded and the first Work Authorization was issued.

Dollar Value:

[REDACTED]

Contract Status: Completed

Term Begin:

[REDACTED]

Term End:

Nature and Scope of Work:

- Work Authorization #1 - Provide engineering services to support the review, analysis and revisions as needed to all associated scopes, cost estimates, and schedules for Levy Program's individual projects (e.g. line, substation, protection and control). This work will also include the review, analysis or implementation of technical studies as requested to support the development of design criteria and specifications for the Levy Program.
- Provide assistance for Levy Program engineering quantitative and qualitative efforts to support external and internal Requests for Information (RFI) or Requests for Proposals (RFP) by providing documentation, figures, drawings, reports, etc.
- Attend community open houses, general Levy Program meetings and provide expert staff, as necessary, to support legal testimony within this scope of work.
- Develop design criteria & design standards, develop & update individual project schedule, revising schedules, reporting & monitoring costs and provide core team administrative support and document control.
- Work Authorization #2 - Develop complete engineering design including Bill of Material for the North Admin 69kV tap/transmission line.
- Work Authorization # 3- Develop complete engineering design including Bill of Material for the South Admin 69kV tap/transmission line.
- Work Authorization # 4- Develop complete engineering design (physical layout, civil, structural, P&C) including Bill of Material for the North Admin substation.
- Work Authorization # 5- Develop complete engineering design (physical layout, civil, structural, P&C) including Bill of Material for the South Admin substation.
- Work Authorization # 6- Perform engineering services in support of the Kathleen-Lake Tarpon (PHP) 230kV line rebuild project.
- Work Authorization # 8- Perform preliminary design for the Central Florida South Substation.

REDACTED

LEVY COUNTY UNITS 1 & 2
 Pre-Construction Costs and Carrying Costs on Construction Cost Balance
 Final True-up Filing: All Contracts Executed in Excess of \$250,000 up to and including \$1,000,000

Schedule T-7B

EXPLANATION: For all executed contracts exceeding \$250,000 up to and including \$1,000,000, (including change orders), provide the contract number or identifier, status, original and current contract terms, original amount, amount expended as of the end of the prior year, amount expended in the year, estimated final contract amount, name of contractor and affiliations if any, method of selection including identification of justification documents, and a description of work

COMPANY:

Progress Energy - FL

For the Year Ended 12/31/2009

DOCKET NO

100009-FL

(A)	(B)	(C)	(D)	(E)	(F)	(G)	(H)	(I)	(J)	(K)	
Line No.	Contract No.	Status of Contract	Original Term of Contract	Current Term of Contract	Original Amount	Actual Amount Expended as of Prior Year End (2008)	Amount Expended in Current Year (2009)	Estimate of Final Contract Amount	Name of Contractor (and Affiliation if any)	Method of Selection and Document ID	Work Description
1	372311-01 Amendment 1	Executed							Enercon	Work Authorization release under Progress Energy's Corporate Master Services Agreement with Enercon.	Provide consultant and oversight services supporting planning and preconstruction testing activities associated with the Levy Nuclear Plant
2	399960-19	Executed							Enlix	Work Authorization release under Progress Energy's Corporate Master Services Agreement with Enlix.	Develop a mitigation plan for wetland impacts expected to result from the proposed Progress Energy Florida (PEF) Levy Nuclear Power Plant (LNP) site, associated facilities and associated transmission line facilities
3	435529	Executed							GMK Architecture	RFP Process	Safely and successfully design, permit, engineer, procure, and construct a training facility that meets the training needs for the LNP operational staff in a timely manner that satisfies the requirement to have a fully licensed and qualified staff prior to nuclear safety-related system turnover and receipt of nuclear fuel at the LNP site
4	255934-06 Amendment 1	Executed							Joint Venture Team	Sole Source to SCA vendor to provide consistency between the two filings (NRC for COLA & FDEP for SCA)	Perform LNP Site Certification projected 2009 Follow-on Activities.
5	255934-07	Executed							Joint Venture Team	Source to COLA vendor for required fieldwork and analysis to respond to specific NRC RAIs of the Levy COLA submittal.	Perform the next phase of the Levy Nuclear Plant (LNP) Offset Boring Program and two additional borings in the extended end of the planned LNP Unit 2 Turbine Building
6	420400 Amendment 1	Executed							KLD Associates	Sole Source to COLA Emergency Plan & Evacuation Time Estimate vendor for efficient responses to NRC requests for additional information	COLA RAI responses related to evacuation time estimate study/emergency plan
7	254549-20 Amendment 1	Closed							Enercon	Staff Augmentation Civil & Field Engineer Work Authorization release under Progress Energy's Corporate Master Services Agreement with Enercon.	Support and oversight of subsurface investigation for Progress Energy's new nuclear plants associated with licensing application, site characterization, and foundation interface for standardized plants. Engineering input and project management for constructability review and site development requirements in support of potential nuclear plant construction. Technical and administrative review of conceptual designs and engineering documents associated with licensing application
8	6589 Amendments 27, 28, 30, 34	Executed							Tetra Tech NUS	Staff Augmentation Environmental Licensing Engineer Work released under Progress Energy's Corporate Master Contract with Tetra Tech	Support the review of the Combined Operating License Applications (COLA) for two Westinghouse AP 1000 PWR units to be located at the Harris site near Raleigh, NC and for two additional plants to be located at the Levy County Site in Florida
9	N/A	Note 1	Note 1	Note 1	Note 1			Note 1	Holland & Knight	Note 1	Legal Work - Levy Site Certification
10	N/A	Note 1	Note 1	Note 1	Note 1			Note 1	Carlton Fields	Note 1	Legal Work - PEF Levy Units 1 & 2
11	253343-00001 Amendments 3, 4, & 5	Closed							Energy Services & Products Corp	Sole Sourced - documented in Passport System	Supervision & Labor for Line Design
12	422981-00000 a1	Closed							GeoDigital International Corp	RFP - LC3T0909	LiDAR Survey & Aerial Photography
13	221227-00030 & A1, A2	Executed							Elite Construction of Ocala, inc	RFP - CRECPH1CS042009 for original Work Authorization Single Sourced on Amendment 1 - documented on Contract Acquisition Form	Construction Services for Crystal River Switchyard Phase 1
14	453352-00001	Executed							Golder Associates Inc	RFP - LBTENV040209	Consulting Services to support Wetland Delineation, Environmental Assessments & Survey Services

Note 1 The scope, nature, and extent of legal services ultimately required is subject either to events and/or the actions and/or inactions of parties beyond the control of PEF and its legal services providers, and therefore are not amenable to determination at the time of contract execution or estimation in advance of the conclusion of legal services.

PROGRESS ENERGY FLORIDA

Docket No. 100009
APPENDIX A

Year End 2006 through Year End 2009
Levy County Nuclear 1 and 2
Revenue Requirements
(in Dollars)

<u>Line</u>	<u>Description</u>	<u>Actual 2006</u>	<u>Actual 2007</u>	<u>Actual 2008</u>	<u>Actual 2009</u>	<u>End of Period Total</u>
1	Site Selection Revenue Req. (1)	\$3,491,739	\$14,036,210	\$19,678,665	\$2,538,561	\$39,745,175
2	Preconstruction Revenue Req. (2)	0	0	130,328,045	272,429,216	402,757,261
3	Construction Carrying Cost Rev Req. (3)	0	1,713,284	7,480,395	7,279,415	16,473,094
4	Recoverable O&M Revenue Req.	0	547,473	3,784,810	4,020,056	8,352,339
5	DTA (4)	0	(8,011)	(91,499)	7,491,061	7,391,551
6	Other Adjustments	0	0	0	7,619	7,619
7	Total Period Revenue Req.	<u>\$3,491,739</u>	<u>\$16,288,956</u>	<u>\$161,180,416</u>	<u>\$293,765,929</u>	<u>\$474,727,040</u>
8	Nuclear Cost Recovery Revenue	\$0	\$0	\$0	(\$196,644,614)	(\$196,644,614)
9	Total Unrecovered Revenue Req.	<u>\$3,491,739</u>	<u>\$16,288,956</u>	<u>\$161,180,416</u>	<u>\$97,121,315</u>	<u>\$278,082,426</u>

(1) Site Selection costs include all preconstruction costs that were incurred up to the date of the Need filing.

(2) Includes COL costs and payments for long lead time equipment.

(3) This amount represents the carrying costs on construction expenditures (land costs are included as construction expenditures and this amount includes the carrying costs on the land)

(4) This amount represents the return on the deferred tax asset.

REDACTED

PROGRESS ENERGY FLORIDA

Docket No. 100009
APPENDIX B

Year End 2006 through Year End 2009
Levy Nuclear Unit 1 and 2
Capital Spend (Accrual Basis)
(in Dollars)

Line	Description	Actual 2006	Actual 2007	Actual 2008	Actual 2009	End of Period Total
1	Site Selection:					
2	Generation:					
3	License Application	\$2,849,210	\$20,536,898	\$8,417,338	\$0	\$31,803,446
4	Engineering, Design, & Procurement	0	0	0	0	0
5	Permitting	0	0	0	0	0
6	Clearing, Grading and Excavation	0	0	0	0	0
7	On-Site Construction Facilities	0	0	0	0	0
8	Total Generation Site Selection	\$2,849,210	\$20,536,898	\$8,417,338	\$0	\$31,803,446
9	Transmission:					
10	Line Engineering	0	1,511,538	666,950	0	2,178,488
11	Substation Engineering	0	171,433	21,860	0	193,293
12	Clearing	0	0	0	0	0
13	Other	0	866,016	482,023	0	1,348,039
14	Total Transmission Site Selection	\$0	\$2,548,987	\$1,170,833	\$0	\$3,719,820
15	Pre-Construction:					
16	Generation:					
17	License Application	0	0	24,951,134	26,406,810	51,357,944
18	Engineering, Design, & Procurement	0	0	110,884,010		
19	Permitting	0	0	0	0	0
20	Clearing, Grading and Excavation	0	0	0	0	0
21	On-Site Construction Facilities	0	0	401,538	(274,156)	127,382
22	Total Generation Pre-Construction	\$0	\$0	\$136,036,682		
23	Transmission:					
24	Line Engineering	0	0	2,935,350	3,501,699	6,437,049
25	Substation Engineering	0	0	1,157,997	2,638,636	3,796,635
26	Clearing	0	0	0	0	0
27	Other	0	0	2,703,891	4,870,120	7,574,011
28	Total Transmission Pre-Construction	\$0	\$0	\$6,797,238	\$11,010,657	\$17,807,895
29	Construction:					
30	Generation:					
31	Real Estate Acquisitions	0	52,530,259	(115,764)	101,792	52,516,287
32	Project Management	0	0	0	0	0
33	Permanent Staff/Training	0	0	0	0	0
34	Site Preparation	0	0	0	0	0
35	On-Site Construction Facilities	0	0	16,981	0	16,981
36	Power Block Engineering, Procurement, etc.	0	0	0	0	0
37	Non-Power Block Engineering, Procurement, etc.	0	0	0	0	0
38	Total Generation Construction	\$0	\$52,530,259	(\$98,783)	\$101,792	\$52,533,268
39	Transmission:					
40	Line Engineering	0	0	0	0	0
41	Substation Engineering	0	0	0	59,000	59,000
42	Real Estate Acquisition	0	8,941,425	2,994,450	1,783,996	13,719,871
43	Line Construction	0	0	0	0	0
44	Substation Construction	0	0	0	938,615	938,615
45	Other	0	0	(10,780)	570,758	559,978
46	Total Transmission Construction	\$0	\$8,941,425	\$2,983,670	\$3,352,369	\$15,277,464
47	Total Capital Spend Generation and Transmission	\$2,849,210	\$84,557,569	\$155,306,978		0

**PROGRESS ENERGY FLORIDA
In re: Nuclear Cost Recovery Clause
Docket 100009-EI
Third Request for Confidential Classification**

Exhibit B

**BATES NOS.
10NC-OPCPOD2-45-000001
through
10NC-OPCPOD2-45-002368**

ARE REDACTED IN THEIR ENTIRETY

**PROGRESS ENERGY FLORIDA
In re: Nuclear Cost Recovery Clause
Docket 100009-EI
Third Request for Confidential Classification**

Exhibit B

**BATES NOS.
10NC-OPCPOD2-46-000001
through
10NC-OPCPOD2-46-000421**

ARE REDACTED IN THEIR ENTIRETY

**PROGRESS ENERGY FLORIDA
In re: Nuclear Cost Recovery Clause
Docket 100009-EI
Third Request for Confidential Classification**

Exhibit B

**BATES NOS.
10NC-OPCPOD2-51-000001
through
10NC-OPCPOD2-51-000665**

ARE REDACTED IN THEIR ENTIRETY



REDACTED

memo

Date: February 5, 2009
To: Steve Huntington
From: Penny Broussard
Subject: EPU January 2009 Variance Explanations

All analysis is at the project financial view and does not include AFUDC or Joint Owner credits.

JANUARY ANALYSIS

Financial View Budget for EPU work for January MTD/YTD is [REDACTED] with actuals of [REDACTED] for a favorable variance of [REDACTED]. The budget items for January that did not cash flow are: Areva Milestones of approximately [REDACTED] that are being reviewed for re-projection; Facilities budget for Temporary Trailers of [REDACTED] rescheduled for March; POD was estimated at [REDACTED] and is being re-projected now that study is complete; TEI MSR tube payment of [REDACTED] moved to February; Company & Contract Labor positions including indirect support were favorable [REDACTED]; Payroll burdens were favorable by [REDACTED] and Miscellaneous materials per bottoms up estimate of [REDACTED] being re-projected.

The EPU project matured from a high level estimate into a Bottoms Up Estimate in 2008 at which time the 2009 budget was entered. EPU is now in the work order planning stage. The entire EPU staffing, contract engineering support, facility needs and implementation work will be reviewed and re-projected based on the final work order planning. The Point of Discharge work is also being re-projected based upon the study completion.

REDACTED

Labor Review: MTD Budget Variance

- NES Engineering budget, actuals (YTD - budget, actuals)
- CR3 Matl & Cont Svcs budget, actuals (YTD - budget, actuals)
- CR3 Site Support budget, actuals (YTD - budget, actuals)
- CR3 Training budget, actuals (YTD - budget, actuals)
- CR3 Engineering budget, actuals (YTD - budget, actuals)
- CR3 NIT budget, Actuals (YTD - budget, actuals)
- CR3 Env Services budget, actuals (YTD - budget, actuals)
- CR3 PGM budget, actuals (YTD - budget, actuals)
- CR Coal Plant budget, actuals (YTD - budget, actuals)
- Service Co Strategic Sourcing budget, actuals (YTD - budget, actuals)
- Nuclear Major Projects budget, actuals (In "Other Costs" the Project Controls indirect budget is under by in "Contract Labor" the contracted services such as Guidant/Atlantic are approximately over budget. The net effect of all of this labor is favorable for January)

Materials Review: MTD Variance

- TEI MSR tube payment of moved to February
- Barnhart milestone should have been in Jan 2010
- Miscellaneous materials per bottoms up estimate of being re-projected

Contracts/Contract Labor Review: MTD Variance

- Areva Milestones of approximately that are being reviewed for re-projection
- POD Engineering of approximately is being re-projected
- The contracted services such as Guidant/Atlantic are approximately over budget and offset by the large Major Projects company labor and Major Projects - Project Controls indirect cost underrun.

Other Review: MTD Variance

- Facilities budget favorable by most of this was for temporary trailers payments rescheduled for March
- Major Projects - Project Controls indirect cost was favorable
- Payroll burdens favorable by

PROJECT PLAN

REDACTED

(Updated in January 2009)

(AFUDC for 2009 was re-forecast; AFUDC for 2010-2010 forecast will be reviewed; Plan is subject to change between Financial View/AFUDC with no change to total of [REDACTED])

(in millions)	2006 Actuals	2007 Actuals	2008 Actuals	2009 Budget	2010 Budget	2011 Estimate	2012 Estimate	Total
Financial View Forecast	[REDACTED]	[REDACTED]	[REDACTED]	[REDACTED]	[REDACTED]	[REDACTED]	[REDACTED]	[REDACTED]
AFUDC Forecast (09-12 Est)	[REDACTED]	[REDACTED]	[REDACTED]	[REDACTED]	[REDACTED]	[REDACTED]	[REDACTED]	[REDACTED]
Current Forecast	[REDACTED]	[REDACTED]	[REDACTED]	[REDACTED]	[REDACTED]	[REDACTED]	[REDACTED]	[REDACTED]

PROJECT LIFE TO DATE ACTUALS

Actuals	2006	2007	2008	2009	Total
Direct Cost	[REDACTED]	[REDACTED]	[REDACTED]	[REDACTED]	[REDACTED]
Burdens (Includes NPC Support Allocation)	[REDACTED]	[REDACTED]	[REDACTED]	[REDACTED]	[REDACTED]
Financial/CMR View	[REDACTED]	[REDACTED]	[REDACTED]	[REDACTED]	[REDACTED]
Client Driven/Service Company		[REDACTED]	[REDACTED]	[REDACTED]	[REDACTED]
Pension		[REDACTED]	[REDACTED]	[REDACTED]	[REDACTED]
AFUDC		[REDACTED]	[REDACTED]	[REDACTED]	[REDACTED]
Total Project Cost (Gross Joint Owner)	[REDACTED]	[REDACTED]	[REDACTED]	[REDACTED]	[REDACTED]

Cc: Terry Hobbs Paul Ingersoll
 Jim Terry Ted Williams
 Dave Varner Gene Flavors
 Sam Dasgupta Mark Hickman
 NPC Financial Controls

PB:pb

**All-in-Costs Summary - Capital
Nuclear Projects & Construction - EPU**

REDACTED





memo

Date: March 5, 2009
To: Ed Avella REDACTED
From: Penny Broussard
Subject: CR3 EPU February 2009 Variance Explanations-REVISED

All analysis is at the project financial/CMR view and does not include Pensions, Service Company, AFUDC or Joint Owner credits.

FEBRUARY ANALYSIS

Financial View Budget for EPU work for **February MTD** is [REDACTED] with actuals of [REDACTED] for a favorable variance of [REDACTED]. The major budget items for February that did not cash flow are:

- *POD was budgeted at [REDACTED] and will be re-projected per the Engineering and Procurement contracts. After POD contracts are in place and re-projected some portion of the POD budget will be added to the contingency fund.*
- *The insulation contract was budgeted at [REDACTED] for February. No payment is due until pre-outage activities begin. The signed contract is under the budgeted amount.*

Financial View Budget for EPU work for **February YTD** is [REDACTED] with actuals of [REDACTED] for a favorable variance of [REDACTED].

- *POD YTD is under budget by approximately [REDACTED] and will be re-projected per the Engineering and Procurement contracts. After POD contracts are in place and re-projected some portion of the POD budget will be added to the contingency fund.*
- *The insulation contract was budgeted at [REDACTED] for February. No payment is due until pre-outage activities begin. The signed contract is under the budgeted amount.*
- *Facilities is under budget by approximately [REDACTED]. The associated activities are scheduled for completion and payment March-June.*
- *Company & Contract Labor positions including indirect support were favorable [REDACTED] and are be re-cashflowed through second half of 2009;*
- *The contracted services such as Guidant are approximately [REDACTED] under budget and are being re-cashflowed through second half of 2009.*

Progress Energy Florida, Inc.

09NC-OPCPOD1-6-000005
10NC-OPCPOD2-52-000005

REDACTED

Labor Review: MTD Budget Variance

(Many of the budgeted line items below were not budgeted by the organization charging, but were budgeted in the Nuclear Major Projects chargeby budget. The mechanism for reviewing the accuracy of these charges is weekly labor reports provided to the Project and Task Managers.)

- Power Generation Bus Improvement budget, actuals (YTD budget, actuals)
- NES Engineering budget, actuals (YTD - budget, actuals)
- South Coastal Region budget, actuals (YTD - budget, actuals)
- Environmental Services budget, actuals (YTD - budget, actuals)
- CR3 Matl & Cont Svcs budget, actuals (YTD - budget, actuals)
- CR3 Site Support budget, actuals (YTD - budget, actuals)
- CR3 Training budget, actuals (YTD - budget, actuals)
- CR3 Engineering budget, actuals (YTD - budget, actuals)
- CR3 NIT budget, actuals (YTD - budget, actuals)
- CR3 Environmental Services budget, actuals (YTD - budget, actuals)
- CR3 PGM budget, actuals (YTD - budget, actuals)
- CR Coal Plant budget, actuals (YTD - budget, actuals)
- Nuclear Major Projects budget, actuals (YTD - budget, actuals)

Materials Review: MTD Variance

- POD materials were budgeted at and were not procured.

Contracts/Contract Labor Review: MTD Variance

- The insulation contract was budgeted at or February. No payment is due until pre-outage activities begin. The signed contract is under the budgeted amount.
- POD Engineering of approximately s being re-projected
- The contracted services such as Guidant are approximately under budget.
- B&W Engineering Milestones of approximately were budgeted for February and are re-projected March-June.
- Areva NSSS milestone of scheduled/budgeted for January was paid in February

Other Review: MTD Variance

- Facilities budget of was all budgeted in "Other Costs" but is being expended through all other major categories. Facilities expended in company labor, contract labor and materials. Facilities is under budget by
- Major Projects - Project Controls indirect cost was favorable
- Payroll burdens and benefits is favorable by
- Sales Tax is favorable by

Progress Energy Florida, Inc.

09NC-OPCPOD1-6-000006
10NC-OPCPOD2-52-000006

REDACTED

PROJECT PLAN

(Updated in March 2009)

(AFUDC for 2009 was re-forecast; AFUDC for 2010-2010 forecast will be reviewed; Plan is subject to change between Financial View/AFUDC with no change to total of [REDACTED])

(in millions)	2006 Actuals	2007 Actuals	2008 Actuals	2009 Budget	2010 Budget	2011 Estimate	2012 Estimate	Total
Financial View Forecast	[REDACTED]	[REDACTED]	[REDACTED]	[REDACTED]	[REDACTED]	[REDACTED]	[REDACTED]	[REDACTED]
AFUDC Forecast (09-12 Est)	[REDACTED]	[REDACTED]	[REDACTED]	[REDACTED]	[REDACTED]	[REDACTED]	[REDACTED]	[REDACTED]
Current Forecast	[REDACTED]	[REDACTED]	[REDACTED]	[REDACTED]	[REDACTED]	[REDACTED]	[REDACTED]	[REDACTED]

PROJECT LIFE TO DATE ACTUALS


Actuals	2006	2007	2008	2009	Total
Direct Cost	[REDACTED]	[REDACTED]	[REDACTED]	[REDACTED]	[REDACTED]
Burdens (Includes NPC Support Allocation)	[REDACTED]	[REDACTED]	[REDACTED]	[REDACTED]	[REDACTED]
Financial/CMR View	[REDACTED]	[REDACTED]	[REDACTED]	[REDACTED]	[REDACTED]
Client Driven/Service Company		[REDACTED]	[REDACTED]	[REDACTED]	[REDACTED]
Pension		[REDACTED]	[REDACTED]	[REDACTED]	[REDACTED]
AFUDC		[REDACTED]	[REDACTED]	[REDACTED]	[REDACTED]
Total Project Cost (Gross Joint Owner)	[REDACTED]	[REDACTED]	[REDACTED]	[REDACTED]	[REDACTED]

Cc: Terry Hobbs Paul Ingersoll
 Steve Huntington Ted Williams
 Jim Terry Gene Flavors
 Sam Dasgupta Mark Hickman
 Jim Gaston Rob Bell
 Nuclear Projects Financial Controls

PB:pb

REDACTED

All-in-Costs Summary - Capital
Nuclear Projects & Construction - EPU
Through February 2009





Progress Energy

memo

Date: April 6, 2009

To: Ed Avella

REDACTED

From: Penny Broussard

Subject: CR3 EPU March 2009 Variance Explanations

All analysis is at the project financial/CMR view and does not include Pensions, Service Company, AFUDC or Joint Owner credits.

MARCH ANALYSIS

Financial View Budget for EPU work for **March MTD** is [REDACTED] with actuals of [REDACTED] for a favorable **variance of** [REDACTED]. The major budget items for February that did not cash flow are:

- *POD/Cooling Tower work is approximately [REDACTED] under budget and is being reforecast.*
- *Company and Indirect labor were approximately [REDACTED] under budget*
- *Facilities is approximately [REDACTED] over budget for the month.*
- *Engineering contracts were over budget for March [REDACTED]*
- *Time and Material Guidant & Atlantic contracts were approximately [REDACTED] over budget*

Financial View Budget for EPU work for **March YTD** is [REDACTED] with actuals of [REDACTED] for a favorable **variance of** [REDACTED].

- *POD YTD is under budget by approximately [REDACTED]. After POD contracts are in place and re-projected some or all of this portion of the POD budget will be added to the contingency fund.*
- *The insulation contract was budgeted at [REDACTED] or February. No payment is due until pre-outage activities begin.*
- *Facilities is under budget by approximately [REDACTED]. The two story EPU trailer was budgeted in the first quarter and will cash-flow in April.*
- *Direct and Indirect company labor is approximately [REDACTED] under budget and being reforecast.*
- *Areva performed approximately [REDACTED] of unbudgeted engineering work during the first quarter.*

Progress Energy Florida, Inc.

09NC-OPCPOD1-6-000013
10NC-OPCPOD2-52-000009

Labor Review: MTD Budget Variance [REDACTED]

REDACTED

POD company labor budget was favorable by approximately [REDACTED] (Many of the [REDACTED] budgeted line items below were not budgeted by the organization charging, but were budgeted in the Nuclear Major Projects chargeby budget. The mechanism for reviewing the accuracy of these charges is weekly labor reports provided to the Project and Task Managers.)

- Power Generation Bus Improve [REDACTED] budget, [REDACTED] actuals (YTD - [REDACTED] budget, [REDACTED] actuals)
- NES Engineering [REDACTED] budget, [REDACTED] actuals (YTD - [REDACTED] budget, [REDACTED] actuals); NES Engineering has provided a YE projection/YE forecast
- South Coastal Region [REDACTED] budget, [REDACTED] actuals (YTD - [REDACTED] budget, [REDACTED] actuals)
- Environmental Services [REDACTED] budget, [REDACTED] actuals (YTD - [REDACTED] budget, [REDACTED] actuals)
- CR Coal Plant [REDACTED] budget, [REDACTED] actuals (YTD - [REDACTED] budget, [REDACTED] actuals)
- CR3 Total [REDACTED] budget, [REDACTED] actuals (YTD - [REDACTED] budget, [REDACTED] actuals)
- CR3 NIT [REDACTED] budget, [REDACTED] actuals (YTD - [REDACTED] budget, [REDACTED] actuals)
- Nuclear Major Projects [REDACTED] budget, [REDACTED] actuals (YTD - [REDACTED] budget, [REDACTED] actuals)

Materials Review: MTD Variance [REDACTED] w/out 2007/08 reclass [REDACTED]

- A reclassification of previous years actuals resulted in a correction of contract labor to a material cost of [REDACTED]
- POD materials were budgeted at [REDACTED] and were not procured.
- Holtec milestones for LO Cooler and Isophase were not accomplished [REDACTED]
- Delta Unibus milestone for Isophase was not accomplished [REDACTED]
- Facility materials were budgeted in other cost [REDACTED]

Contracts/Contract Labor Review: MTD Variance [REDACTED] w/out 2007/08 reclass [REDACTED]

- POD Engineering of approximately [REDACTED] was budgeted and is being re-projected
- B&W Engineering Milestones of approximately [REDACTED] were budgeted for February and are re-projected April -July
- Areva NSSS LAR (Doc 51) of [REDACTED] scheduled/budgeted for March will not occur until August
- Areva unbudgeted engineering cost of [REDACTED] projected through ICFs
- Areva expenditures of [REDACTED] budgeted in other months.
- The time and material contract services of Guidant and Atlantic Installation contract were approximately [REDACTED] over budget.

Other Review: MTD Variance [REDACTED]

- Facilities budget of [REDACTED] was all budgeted in "Other Costs" but is being expended through material and contract labor.
- Major Projects - Project Controls indirect cost was unfavorable [REDACTED]
- Payroll burdens and benefits and taxes are unfavorable by [REDACTED]

Progress Energy Florida, Inc.

09NC-OPCPOD1-6-000014
10NC-OPCPOD2-52-000010

PROJECT PLAN

REDACTED

(Updated in March 2009)

(AFUDC for 2009 was re-forecast; AFUDC for 2010-2010 forecast will be reviewed; Plan is subject to change between Financial View/AFUDC with no change to total of [REDACTED])

(in millions)	2006 Actuals	2007 Actuals	2008 Actuals	2009 Budget	2010 Budget	2011 Estimate	2012 Estimate	Total
Financial View Forecast	[REDACTED]	[REDACTED]	[REDACTED]	[REDACTED]	[REDACTED]	[REDACTED]	[REDACTED]	[REDACTED]
AFUDC Forecast (09-12 Est)	[REDACTED]	[REDACTED]	[REDACTED]	[REDACTED]	[REDACTED]	[REDACTED]	[REDACTED]	[REDACTED]
Current Forecast	[REDACTED]	[REDACTED]	[REDACTED]	[REDACTED]	[REDACTED]	[REDACTED]	[REDACTED]	[REDACTED]

PROJECT LIFE TO DATE ACTUALS


Actuals	2006	2007	2008	2009 Thru March	Total
Direct Cost	[REDACTED]	[REDACTED]	[REDACTED]	[REDACTED]	[REDACTED]
Burdens (Includes NPC Support Allocation)	[REDACTED]	[REDACTED]	[REDACTED]	[REDACTED]	[REDACTED]
Financial/CMR View	[REDACTED]	[REDACTED]	[REDACTED]	[REDACTED]	[REDACTED]
Client Driven/Service Company		[REDACTED]	[REDACTED]	[REDACTED]	[REDACTED]
Pension		[REDACTED]	[REDACTED]	[REDACTED]	[REDACTED]
AFUDC		[REDACTED]	[REDACTED]	[REDACTED]	[REDACTED]
Total Project Cost (Gross Joint Owner)	[REDACTED]	[REDACTED]	[REDACTED]	[REDACTED]	[REDACTED]

- Cc: Terry Hobbs Paul Ingersoll
- Steve Huntington Ted Williams
- Jim Terry Gene Flavors
- Sam Dasgupta Mark Hickman
- Jim Gaston Rob Bell
- Nuclear Projects Financial Controls

PB:pb

REDACTED

All-in-Costs Summary - Capital
Nuclear Projects & Construction - EPU
Through March 2009



*Joint Owner Actuals were not available for publication of the report on April 6, 2009

PROGRESS ENERGY FLORIDA
In re: Nuclear Cost Recovery Clause
Docket 10009-EI
Third Request for Confidential Classification

Exhibit B

BATES NOS.
10NC-OPCPOD2-52-000013
through
10NC-OPCPOD2-52-000105

ARE REDACTED IN THEIR ENTIRETY

PROGRESS ENERGY FLORIDA
In re: Nuclear Cost Recovery Clause
Docket 100009-EI
Third Request for Confidential Classification

Exhibit B

BATES NOS.
10NC-OPCROG2-9-000001
through
10NC-OPCROG2-9-000003

ARE REDACTED IN THEIR ENTIRETY

PROGRESS ENERGY FLORIDA
In re: Nuclear Cost Recovery Clause
Docket 10009-EI
Third Request for Confidential Classification

Exhibit B

BATES NOS.
10NC-OPCROG2-12-000001

IS REDACTED IN ITS ENTIRETY

REDACTED

T-6.1 Beginning Balance Support

	Generation License Application	Transmission Line Engineering	Transmission Substation Engineering	Transmission Other	
2006 Costs	2,849,210	-	-	-	Docket 080009, Exhibit LC-3, SS-6, Total to Date
2007 Costs	20,536,898	1,511,538	171,433	866,016	Docket 080009, Exhibit LC-4, SS-6, Total to Date
2008 Costs	8,417,338	666,950	21,860	482,023	A
	<u>31,803,446</u>	<u>2,178,488</u>	<u>193,293</u>	<u>1,348,039</u>	T-6.1, Beginning Balance

T-6.2 Beginning Balance Support

	Generation License Application	Generation Eng., Des., & Proc.	Generation On Site Construction Fac.	Transmission Line Engineering	Transmission Substation Engineering	Transmission Other	
2008 Costs	24,951,134	██████████	██████████	2,935,350	1,157,997	2,703,891	B
	<u>24,951,134</u>	<u>██████████</u>	<u>██████████</u>	<u>2,935,350</u>	<u>1,157,997</u>	<u>2,703,891</u>	T-6.2, Beginning Balance
Total 2008 Costs (A + B)	33,368,472	██████████0	██████████	3,602,300	1,179,857	3,185,914	Docket 090009, Exhibit WG-1, T-6, 12 Month Total

T-6.3 Beginning Balance Support

	Generation Real Estate Acq.ists.	Generation On-Site Construction Fac.	Transmission Real Estate Acq.ists.	Transmission Other	
2007 Costs	52,530,259	-	8,941,425	-	Docket 080009, Exhibit WG-1, T-6, 12 Month Total
2008 Costs	(115,764)	16,981	2,994,450	(10,780)	Docket 090009, Exhibit WG-1, T-6, 12 Month Total
	<u>52,414,495</u>	<u>16,981</u>	<u>11,935,875</u>	<u>(10,780)</u>	T-6.3, Beginning Balance

**PROGRESS ENERGY FLORIDA
In re: Nuclear Cost Recovery Clause
Docket 100009-EI
Third Request for Confidential Classification**

Exhibit B

**BATES NOS.
10NC-OPCROG2-17-000001
through
10NC-OPCROG2-17-000007**

ARE REDACTED IN THEIR ENTIRETY

PROGRESS ENERGY FLORIDA
In re: Nuclear Cost Recovery Clause
Docket 100009-EI
Third Request for Confidential Classification

Exhibit B

BATES NOS.
10NC-OPCROG2-18-000001
through
10NC-OPCROG2-18-000003

ARE REDACTED IN THEIR ENTIRETY

PROGRESS ENERGY FLORIDA
In re: Nuclear Cost Recovery Clause
Docket 100009-EI
Third Request for Confidential Classification

Exhibit B

BATES NOS.
10NC-OPCROG2-28-000001
through
10NC-OPCROG2-28-000020

ARE REDACTED IN THEIR ENTIRETY

SVP Capital Projects Overview G&TC Major Projects


REDACTED

April 17, 2009
(used in conjunction with BOD One-Pagers)




09PMA-DR5LEVY-3-000691
10NC-OPCPOD1-9-000239
10NC-OPCPOD1-6-014425
10NC-OPCROG2-28-000021

REDACTED



09PMA-DR5LEVY-3-000692
10NC-OPCPOD1-9-000240
10NC-OPCPOD1-6-014426
10NC-OPCROG2-28-000022

REDACTED



09PMA-DR5LEVY-3-000693
10NC-OPCPOD1-9-000241
10NC-OPCPOD1-6-014427
10NC-OPCROG2-28-000023