



DISTRIBUTION CENTER RECEIVED-FPSC  
10 MAY 25 AM 10:26 10 MAY 25 PM 12:04  
COMMISSION CLERK

May 24, 2010

**REDACTED**

Via U.S. Mail  
Ms. Ann Cole  
Commission Clerk  
Florida Public Service Commission  
2540 Shumard Oak Boulevard  
Tallahassee, Florida 32399-0850


Re: Docket No. 100001-EI

Dear Ms. Cole:

Enclosed for filing on behalf of Progress Energy Florida, Inc. are an original plus seven (7) copies of FPSC 423 forms for the month of April, 2010, along with Progress Energy Florida, Inc.'s Request for Specified Confidential Treatment. Forms 423-1A, 423-2, 423-2A, 423-2B, and 423-2C contained in this filing have been edited to delete certain confidential information. An unedited copy of the 423 forms has been submitted for filing under separate cover.

Thank you for your assistance in this matter and if you have any questions, please feel free to contact me at (727)820-5184.

Sincerely,



John Burnett  
Associate General Counsel

COM \_\_\_\_\_  
APA \_\_\_\_\_  
FCR \_\_\_\_\_ JB/emc  
GCL \_\_\_\_\_ Enclosures  
RAD \_\_\_\_\_ cc: Parties of record  
SST \_\_\_\_\_  
ADM \_\_\_\_\_  
OPC \_\_\_\_\_  
CLK \_\_\_\_\_

299 1<sup>st</sup> Avenue North, St. Petersburg, FL 33701 ☎ P.O. Box 14042, St. Petersburg, FL 33733  
Phone: 727.820.5184 ☎ Fax: 727.820.5249 ☎ Email: john.burnett@pgnmail.com

DOCUMENT NUMBER CALL

04405 MAY 25 2


FPSC-COMMISSION CLERK

Progress Energy Florida, Inc.

**CERTIFICATE OF SERVICE**

Docket No. 100001-EI

I HEREBY CERTIFY that a true copy of Progress Energy Florida, Inc.'s FPSC 423 Forms for the month of April, 2010 have been furnished to the following individuals via U.S. Mail on this 21<sup>st</sup> day of May, 2010.

  
\_\_\_\_\_  
Attorney

<p>Lisa Bennett, Esq. Office of General Counsel Florida Public Service Commission 2540 Shumard Oak Blvd. Tallahassee, FL 32399-0850</p> <p>Ausley &amp; McMullen Law Firm James D. Beasley, Esq./J. Jeffrey Wahlen, Esq. P.O. Box 391 Tallahassee, FL 32302</p> <p>Beggs &amp; Lane Law Firm Jeffrey A. Stone, Esq./Russell A. Badders, Esq. Steven R. Griffin P.O. Box 12950 Pensacola, FL 32591</p> <p>Brickfield Law Firm James W. Brew, Esq. 1025 Thomas Jefferson St., NW 8<sup>th</sup> Floor, West Tower Washington, DC 20007</p> <p>Florida Industrial Power Users Group John McWhirter, Jr. McWhirter Law Firm P.O. Box 3350 Tampa, FL 33601-3350</p> <p>Florida Power &amp; Light Co. John T. Butler, Esq. 700 Universe Boulevard Juno Beach, FL 33408</p> <p>Florida Power &amp; Light Co. Natalie F. Smith/R. Wade Litchfield, Esq. 215 S. Monroe Street, Ste. 810 Tallahassee, FL 32301-1859</p>	<p>Florida Public Utilities Company Curtis Young P.O. Box 3395 West Palm Beach, FL 33402-3395</p> <p>Gulf Power Company Ms. Susan D. Ritenour One Energy Place Pensacola, FL 32520-0780</p> <p>Ackerman Senterfitt Beth Keating, Esquire 106 E. College Avenue, Suite 1200 Tallahassee FL 32301</p> <p>Keefe Law Firm Vicki Gordon Kaufman/Jon Moyle 118 N. Gadsden Street Tallahassee, FL 32301</p> <p>Young van Assenderp, P.A. Robert Scheffel Wright/John T. LaVia, III 225 S. Adams Street, Suite 200 Tallahassee, FL 32301</p> <p>Federal Executive Agencies Shayla McNeill, Capt. USAF c/o AFLSA/JACL-ULT 139 Barnes Drive, suite 1 Tyndall AFB, FL 32403-5319</p> <p>Florida Retail Federation John Rogers 100 East Jefferson Street Tallahassee, FL 32301</p>
---	--

Tampa Electric Company  
Paula K. Brown  
P.O. Box 111  
Tampa, FL 33601

Office of Public Counsel  
J.R. Kelly/Patricia Christensen  
Charles Beck/Joseph A. McGlothlin  
The Florida Legislature  
111 West Madison Street, #812  
Tallahassee, FL 32399

Office of Attorney General  
Bill McCollum/Cecilia Bradley  
The Capitol – PL01  
Tallahassee, FL 32399-1050

Progress Energy Florida, Inc.  
Docket No. 100001-EI

Request for Specified Confidential Treatment

---

---

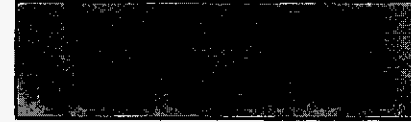
**423 Forms for April, 2010**

**CONFIDENTIAL COPY**

(Confidential information denoted with shading)


---

MONTHLY REPORT OF COST AND QUALITY OF OIL FOR ELECTRIC PLANTS  
ORIGIN, VOLUME, DELIVERED PRICE AND AS RECEIVED QUALITY



Report For: 4/2010  
Reporting Company: Florida Power Corporation

NAME, TITLE, TELEPHONE NUMBER OF CONTACT PERSON CONCERNING DATA  
SUBMITTED ON THIS FORM: Angela Battle, Associate Business Financial Analyst, (979) 546-6168

Signature of Official Submitting Report:   
Jon Putnam - Sr Business Financial Analyst

DATE COMPLETED: 5/20/2010

Line No.	Plant name	Supplier Name	Shipping Point	Purchase Type	Point of Delivery	Date of Delivery	Type Fuel Oil	Sulfur Level (%)	BTU Content (Btu/gal)	Volume (Bbls)	Delivered Price (\$/Bbl)
(a)	(b)	(c)	(d)	(e)	(f)	(g)	(h)	(i)	(j)	(k)	(l)
1	Anclole	Transfer Facility	Martin Gas Terminal	N/A	FACILITY	4/2010	FO2	0.04	137,388	521.5	\$105.2580
2	Crystal River	Transfer Facility	Martin Gas Terminal	N/A	FACILITY	4/2010	FO2	0.04	137,388	2,923.8	\$106.2749
3	Suwannee Steam Plant	Western Fuels & Asphalt Supply Inc	Toledo, OH	LTC	FACILITY	4/2010	FO6	1.00	156,000	4,021.5	(\$106.8341)*

\* Suwannee Steam Plant experienced significant No. 6 oil hedging gains, reducing the cost of inventory below the value of its receipts in April

DOCUMENT NO. DATE  
04405-10 5 25/10  
FPSC - COMMISSION CLERK

MONTHLY REPORT OF COST AND QUALITY OF OIL FOR ELECTRIC PLANTS ORIGIN, VOLUME, DELIVERED PRICE AND AS RECEIVED



Report For: 4/2010  
 Reporting Company: Florida Power Corporation

NAME, TITLE, TELEPHONE NUMBER OF CONTACT PERSON CONCERNING DATA  
 SUBMITTED ON THIS FORM: Angela Battle, Associate Business Financial Analyst, (919) 562-1400

Signature of Official Submitting Report:   
 Jon Putnam - Sr Business Financial Analyst

DATE COMPLETED: 5/20/2010

Line No.	Plant name	Supplier Name	Point of Delivery	Date of Delivery	Type Oil	Volume (Bbls)	Invoice Price (\$/Bbl)	Invoice Amount (\$)	Discount (\$)	Net Amount (\$)	Net Price (\$/Bbl)	Quality Adjustments (\$/Bbl)	Effective Purchase Price (\$/Bbl)	Additional Transportation Charges (\$/Bbl)	Other Charges Incurred (\$/Bbl)	Delivered Price (\$/Bbl)
(a)	(b)	(c)	(d)	(e)	(f)	(g)	(h)	(i)	(j)	(k)	(l)	(m)	(n)	(o)	(p)	(q)
1	Anclole	Transfer Facility	FACILITY	4/2010	FO2	521.5										\$105.2580
2	Crystal River	Transfer Facility	FACILITY	4/2010	FO2	2,923.8										\$108.2749
3	Suwannee Steam Plant	Western Fuels & Asphalt Supply Inc.	FACILITY	4/2010	FO6	4,021.5										(\$106.8341)*

\* Suwannee Steam Plant experienced significant No. 6 oil hedging gains, reducing the cost of inventory below the value of its receipts in April

MONTHLY REPORT OF COST AND QUALITY OF COAL FOR ELECTRIC PLANTS  
ORIGIN, TONNAGE, DELIVERED PRICE AND AS RECEIVED QUALITY



Report For: 4/2010  
Reporting Company: Florida Power Corporation  
Plant Name: Crystal River

NAME, TITLE, TELEPHONE NUMBER OF CONTACT PERSON CONCERNING DATA  
SUBMITTED ON THIS FORM: Kelly Jo Irons, Associate Business Financial Analyst, (919) 546-5028  
Signature of Official Submitting Report: 

Jon Pitnam - Senior Business Financial Analyst

DATE COMPLETED 5/13/2010

As Received Coal Quality

Line No.	Supplier Name	Mine Location	Purchase Type	Transportation Mode	Number Primary Shipping Units	Tons	Effective Purchase Price (\$/Ton)	Total Transportation Cost (\$/Ton)	F.O.B. Plant Price (\$/Ton)	Percent Sulfur (%)	BTU Content (BTU/LB)	Percent Ash (%)	Percent Moisture (%)
(a)	(b)	(c)	(d)	(e)	(f)	(g)	(h)	(i)	(j)	(k)	(l)	(m)	(n)
1	Alpha Coal Sales Co. LLC	8,KY,119	LTC	UR	2	21,769.0			\$146.664	0.85	12,511	10.78	5.80
2	Alpha Coal Sales Co. LLC	8,KY,133	LTC	UR	2	21,212.1			\$145.954	1.04	12,725	9.31	6.25
3	B&W Resources Inc	8,KY,51	LTC	UR	3	23,179.7			\$145.537	0.98	12,182	11.95	6.33
4	B&W Resources Inc	8,KY,51	MTC	UR	3	22,819.4			\$85.601	0.98	12,336	11.11	5.78
5	EDF Trading North America LLC	8,WV,5	S	UR	2	11,745.6			\$87.979	1.08	11,985	11.35	7.02
6	ICG LLC	8,VA,105	LTC	UR	2	22,999.4			\$148.748	0.95	12,703	7.20	7.91
7	James River Coal Sales Inc	8,KY,193	S	UR	2	21,778.4			\$90.966	0.93	12,735	8.57	6.74
8	Massey Utility Sales Company	8,WV,5	LTC	UR	1	9,270.7			\$98.525	1.13	12,338	11.04	5.88
9	Massey Utility Sales Company	8,WV,5	LTC	UR	1	10,264.6			\$82.747	1.31	11,893	12.92	6.09
10	Massey Utility Sales Company	8,WV,5	LTC	UR	1	11,484.7			\$97.587	0.74	12,645	11.27	5.46
11	Massey Utility Sales Company	8,KY,95	LTC	UR	2	11,452.1			\$87.606	1.08	12,559	9.00	6.16
12	MC Mining LLC	8,KY,195	LTC	UR	2	22,036.0			\$100.714	0.69	12,652	8.89	6.65
13	Transfer Facility	N/A	N/A	OB	14	227,318.3			\$79.393	1.39	10,764	9.79	9.65
14	Transfer Facility	N/A	N/A	OB	3	47,644.5			\$77.309	1.43	11,637	11.36	9.59

FPSC FORM 423-2

MONTHLY REPORT OF COST AND QUALITY OF COAL FOR ELECTRIC PLANTS  
ORIGIN, TONNAGE, DELIVERED PRICE AND AS RECEIVED QUALITY



Report For: 4/2010  
Reporting Company: Florida Power Corporation  
Plant Name: IMT (Intl Marine Terminal)

NAME, TITLE, TELEPHONE NUMBER OF CONTACT PERSON CONCERNING DATA  
SUBMITTED ON THIS FORM: Kelly Jo Irons, Associate Business Financial Analyst, (919) 546-5028  
Signature of Official Submitting Report: \_\_\_\_\_

*[Handwritten Signature]*  
Jon Putnam - Senior Business Financial Analyst


DATE COMPLETED 5/13/2010

As Received Coal Quality

Line No.	Supplier Name	Mine Location	Purchase Type	Transportation Mode	Number Primary Shipping Units	Tons	Effective Purchase Price (\$/Ton)	Total Transportation Cost (\$/Ton)	F.O.B. Plant Price (\$/Ton)	Percent Sulfur (%)	BTU Content (BTU/LB)	Percent Ash (%)	Percent Moisture (%)
(a)	(b)	(c)	(d)	(e)	(f)	(g)	(h)	(i)	(j)	(k)	(l)	(m)	(n)
1	Constellation Energy Commodities Group Inc.	N/A	LTC	RB	4	5,315.0			\$74.460	0.97	12,066	12.01	6.49
2	Massey Utility Sales Company	8,WV,39	LTC	RB	26	19,090.7			\$66.221	0.99	12,153	12.67	6.22
3	Oak Hill Corporation	N/A	LTC	RB	21	18,875.8			\$107.074	1.01	12,096	9.99	7.80
4	Peabody Coalsales LLC	10,IL,157	LTC	RB	19	27,565.1			\$48.954	3.02	10,924	8.59	14.50
5	Peabody Coalsales LLC	10,IL,185	LTC	RB	13	9,015.7			\$50.421	2.81	12,302	8.29	8.71
6	Peabody Coalsales LLC	10,IL,157	LTC	RB	37	32,131.8			\$106.355	0.43	11,040	8.88	12.53
7	Riverview Mining LLC	9,KY,225	LTC	RB	34	27,605.1			\$51.610	2.81	11,548	7.66	12.35
8	Sempra Energy Trading	N/A	LTC	RB	6	1,736.0			\$75.290	0.92	12,116	11.30	7.76



MONTHLY REPORT OF COST AND QUALITY OF COAL FOR ELECTRIC PLANTS  
ORIGIN, TONNAGE, DELIVERED PRICE AND AS RECEIVED QUALITY



Report For: 4/2010  
Reporting Company: Florida Power Corporation  
Plant Name: US United Bulk Terminal

NAME, TITLE, TELEPHONE NUMBER OF CONTACT PERSON CONCERNING DATA  
SUBMITTED ON THIS FORM: Kelly Jo Irons, Associate Business Financial Analyst, (919) 546-5028  
Signature of Official Submitting Report: \_\_\_\_\_

Jon Putnam - Senior Business Financial Analyst

DATE COMPLETED 5/13/2010

Line No.	Supplier Name	Mine Location	Purchase Type	Transportation Mode	Number Primary Shipping Units	Tons	Effective Purchase Price (\$/Ton)	Total Transportation Cost (\$/Ton)	F.O.B. Plant Price (\$/Ton)	As Received Coal Quality			
										Percent Sulfur (%)	BTU Content (BTU/LB)	Percent Ash (%)	Percent Moisture (%)
(a)	(b)	(c)	(d)	(e)	(f)	(g)	(h)	(i)	(j)	(k)	(l)	(m)	(n)
1	Constellation Energy Commodities Group Inc.	N/A	LTC	RB	33	24,575.3			\$71.221	0.94	11,911	11.23	8.28
2	Keystone Industries LLC	8,WV,39	MTC	RB	9	7,440.9			\$65.582	0.73	11,611	14.51	7.21
3	Massey Utility Sales Company	8,WV,39	LTC	RB	17	21,097.8			\$64.269	0.90	12,212	12.28	6.27
4	Riverview Mining LLC	9,KY,225	LTC	RB	57	55,662.6			\$49.428	2.76	11,542	7.69	12.43
5	Sempra Energy Trading	N/A	LTC	RB	1	1,727.0			\$72.820	0.95	11,886	12.65	6.98

FPSC FORM 423-2(a)

MONTHLY REPORT OF COST AND QUALITY OF COAL FOR ELECTRIC PLANTS ORIGIN, TONNAGE, DELIVERED PRICE AND AS RECEIVED QUALITY



Report For: 4/2010  
 Reporting Company: Florida Power Corporation  
 Plant Name: Associated Terminals

NAME, TITLE, TELEPHONE NUMBER OF CONTACT PERSON CONCERNING DATA  
 SUBMITTED ON THIS FORM: Kelly Jo Irons, Associate Business Financial Analyst (919) 546-5028  
 Signature of Official Submitting Report


*[Handwritten Signature]*  
 Jon Patnam - Senior Business Financial Analyst

DATE COMPLETED 5/13/2010

Line No.	Supplier Name	Mine Location	Purchase Type	Tons	F.O.B Mine Price (\$/Ton)	Short Haul & Loading Charges (\$/Ton)	Original Invoice Price (\$/Ton)	Retro-active Price Inc(Dec) (\$/Ton)	Base Price (\$/Ton)	Quality Adjust-ments (\$/Ton)	Effective Purchase Price (\$/Ton)
(a)	(b)	(c)	(d)	(e)	(f)	(g)	(h)	(i)	(j)	(k)	(l)
1	Constellation Energy Commodities Group Inc.	N/A	LTC	3,573.5		\$0.000		\$0.000			
2	Keystone Industries LLC	8,WV,39	MTC	3,581.6		\$0.000		\$0.000			
3	Massey Utility Sales Company	8,WV,39	LTC	8,808.4		\$0.000		\$0.000			
4	Oak Hill Corporation	N/A	LTC	1,649.8		\$0.000		\$0.000			
5	Riverview Mining LLC	9,KY,225	LTC	5,813.0		\$0.000		\$0.000			
6	Sempre Energy Trading	N/A	LTC	7,124.3		\$0.000		\$0.000			

FPSC FORM 423-2(a)

**MONTHLY REPORT OF COST AND QUALITY OF COAL FOR ELECTRIC PLANTS ORIGIN, TONNAGE, DELIVERED PRICE AND AS RECEIVED QUALITY**



Report For: 4/2010  
 Reporting Company: Florida Power Corporation  
 Plant Name: Crystal River

NAME, TITLE, TELEPHONE NUMBER OF CONTACT PERSON CONCERNING DATA  
 SUBMITTED ON THIS FORM: Kelly Jo Irons, Associate Business Financial Analyst (919) 546-5028  
 Signature of Official Submitting Report:

Jon Putnam - Senior Business Financial Analyst

DATE COMPLETED 5/13/2010

Line No.	Supplier Name	Mine Location	Purchase Type	Tons	F.O.B Mine Price (\$/Ton)	Short Haul & Loading Charges (\$/Ton)	Original Invoice Price (\$/Ton)	Retro-active Price Inc(Dec) (\$/Ton)	Base Price (\$/Ton)	Quality Adjust-ments (\$/Ton)	Effective Purchase Price (\$/Ton)
(a)	(b)	(c)	(d)	(e)	(f)	(g)	(h)	(i)	(j)	(k)	(l)
1	Alpha Coal Sales Co. LLC	8,KY,119	LTC	21,769.0		\$0.000		\$0.000			
2	Alpha Coal Sales Co. LLC	8,KY,133	LTC	10,062.2		\$0.000		\$0.000			
3	B&W Resources Inc	8,KY,51	LTC	23,438.4		\$0.000		\$0.000			
4	B&W Resources Inc	8,KY,51	MTC	34,404.4		\$0.000		\$0.000			
5	EDF Trading North America LLC	8,WV,5	S	23,378.3		\$0.000		\$0.000			
6	ICG LLC	8,KY,193	LTC	11,708.8		\$0.000		\$0.000			
7	ICG LLC	8,VA,105	LTC	22,999.4		\$0.000		\$0.000			
8	Massey Utility Sales Company	8,WV,5	LTC	19,535.5		\$0.000		\$0.000			
9	Massey Utility Sales Company	8,KY,95	LTC	23,564.0		\$0.000		\$0.000			
10	MC Mining LLC	8,KY,195	LTC	22,038.0		\$0.000		\$0.000			

MONTHLY REPORT OF COST AND QUALITY OF COAL FOR ELECTRIC PLANTS ORIGIN, TONNAGE, DELIVERED PRICE AND AS RECEIVED QUALITY



Report For: 4/2010  
 Reporting Company: Florida Power Corporation  
 Plant Name: IMT (Intl Marine Terminal)

NAME, TITLE, TELEPHONE NUMBER OF CONTACT PERSON CONCERNING DATA  
 SUBMITTED ON THIS FORM: Kelly Jo Irons, Associate Business Financial Analyst, (919) 546-5028  
 Signature of Official Submitting Report


Jon Putnam - Senior Business Financial Analyst

DATE COMPLETED 5/13/2010

Line No.	Supplier Name	Mine Location	Purchase Type	Tons	F.O.B Mine Price (\$/Ton)	Short Haul & Loading Charges (\$/Ton)	Original Invoice Price (\$/Ton)	Retro-active Price Inc(Dec) (\$/Ton)	Base Price (\$/Ton)	Quality Adjust-ments (\$/Ton)	Effective Purchase Price (\$/Ton)
(a)	(b)	(c)	(d)	(e)	(f)	(g)	(h)	(i)	(j)	(k)	(l)
1	Constellation Energy Commodities Group Inc.	N/A	LTC	1,686.8		\$0.000		\$0.000			
2	Massey Utility Sales Company	8,WV,39	LTC	31,277.9		\$0.000		\$0.000			
3	Oak Hill Corporation	N/A	LTC	17,997.0		\$0.000		\$0.000			
4	Peabody Coalsales LLC	10,IL,157	LTC	18,001.2		\$0.000		\$0.000			
5	Peabody Coalsales LLC	10,IL,165	LTC	11,481.1		\$0.000		\$0.000			
6	Peabody Coalsales LLC	10,IL,157	LTC	37,341.5		\$0.000		\$0.000			
7	Riverview Mining LLC	9,KY,225	LTC	36,900.1		\$0.000		\$0.000			
8	Sempra Energy Trading	N/A	LTC	1,630.1		\$0.000		\$0.000			

FPSC FORM 423-2(a)

MONTHLY REPORT OF COST AND QUALITY OF COAL FOR ELECTRIC  
PLANTS ORIGIN, TONNAGE, DELIVERED PRICE AND AS RECEIVED QUALITY



Report For: 4/2010  
Reporting Company: Florida Power Corporation  
Plant Name: US United Bulk Terminal

NAME, TITLE, TELEPHONE NUMBER OF CONTACT PERSON CONCERNING DATA

SUBMITTED ON THIS FORM: Kelly Jo Irons, Associate Business Financial Analyst, (919) 546-5028

Signature of Official Submitting Report

Jon Putnam - Senior Business Financial Analyst

DATE COMPLETED 5/13/2010

Line No.	Supplier Name	Mine Location	Purchase Type	Tons	F.O.B Mine Price (\$/Ton)	Short Haul & Loading Charges (\$/Ton)	Original Invoice Price (\$/Ton)	Retro-active Price Inc(Dec) (\$/Ton)	Base Price (\$/Ton)	Quality Adjust-ments (\$/Ton)	Effective Purchase Price (\$/Ton)
(a)	(b)	(c)	(d)	(e)	(f)	(g)	(h)	(i)	(j)	(k)	(l)
1	Constellation Energy Commodities Group Inc.	N/A	LTC	33,994.1		\$0.000		\$0.000			
2	Keystone Industries LLC	8,WV,39	MTC	9,067.4		\$0.000		\$0.000			
3	Massey Utility Sales Company	8,WV,39	LTC	5,212.3		\$0.000		\$0.000			
4	Riverview Mining LLC	9,KY,225	LTC	44,411.4		\$0.000		\$0.000			





