



John T. Butler  
 Managing Attorney  
 Florida Power & Light Company  
 700 Universe Boulevard  
 Juno Beach, FL 33408-0420  
 (561) 304-5639  
 (561) 691-7135 (Facsimile)

RECEIVED-FPSC  
 10 MAY 25 PM 2: 17  
 COMMISSION  
 CLERK

May 25, 2010

**VIA HAND DELIVERY**

Ms. Ann Cole, Director  
 Division of the Commission Clerk and  
 Administrative Services  
 Florida Public Service Commission  
 Betty Easley Conference Center, Room 110  
 2540 Shumard Oak Boulevard  
 Tallahassee, Florida 32399-0850

**Re: Docket No. 100001-EI – Monthly Fuel Filings**

Dear Ms. Cole:


Enclosed herewith for filing are an original and seven (7) copies of the following monthly fuel reports for FPL:

- (a) FPSC Forms 423-1, 423-1(a), and 423-1(b) for Florida Power & Light Company for the month of March 2010;
- (b) FPSC Forms 423-2, 423-2(a), and 423-2(b) for St. Johns River Power Park (SJRPP) for the month of March 2010; and
- (c) FPSC Forms 423-2, 423-2(a), and 423-2(b) for Plant Scherer for the month of February 2010.

FPL's Request for Confidential Classification of the information removed SJRPP FPSC Forms 423-2, 423-2(a) and 423-2(b) and Plant Scherer FPSC Forms 423-2, 423-2(a) and 423-2(b) is being filed under separate cover. Should you have any questions regarding this filing, please contact me.

COM \_\_\_\_\_  
 APA \_\_\_\_\_  
 BCR \_\_\_\_\_  
 GCL \_\_\_\_\_  
 RAD \_\_\_\_\_  
 SFC \_\_\_\_\_  
 SIM \_\_\_\_\_  
 OPC \_\_\_\_\_  
 CLK \_\_\_\_\_

Thank you for your attention to this matter, I remain,

Sincerely,  
  
 John T. Butler

JTB/jsb  
 Enclosures  
 cc: Service List

Doc/423 Fuel Filing/March 2010

DOCUMENT NUMBER-DATE  
 04406 MAY 25 09  
 FPSC-COMMISSION CLERK

MONTHLY REPORT OF COST AND QUALITY OF FUEL OIL FOR ELECTRIC PLANTS  
ORIGIN, VOLUME, DELIVERED PRICE AND AS RECEIVED QUANTITY

1. REPORTING MONTH: MAR YEAR: 2010

2. REPORTING COMPANY: FLORIDA POWER & LIGHT COMPANY

3. NAME, TITLE, TELEPHONE NUMBER OF CONTACT PERSON CONCERNING DATA  
SUBMITTED ON THIS FORM: KORY DUBIN, REGULATORY AFFAIRS, (305) 552-4910.

4. SIGNATURE OF OFFICIAL SUBMITTING REPORT: 

5. DATE COMPLETED: 05/13/2010

| LINE NO | PLANT          | SUPPLIER | SHIPPING POINT    | PURCHASE TYPE | DELIVERY LOCATION | DELIVERY DATE | TYPE OIL | SULFUR (%) | BTU CONTENT (BTU / GAL) | VOLUME (BBLS) | PRICE (\$/BBL) |
|---------|----------------|----------|-------------------|---------------|-------------------|---------------|----------|------------|-------------------------|---------------|----------------|
| 1       | PT. EVERGLADES | AMERIGAS | NA-TRUCK DELIVERY | STC           |                   | 03/30/2010    | PRO      | N/A        | N/A                     | 12            | 133.7900       |
| 2       | CAPE CANAVERAL | SUBURBAN | NA-TRUCK DELIVERY | STC           |                   | 03/24/2010    | PRO      | N/A        | N/A                     | 7             | 78.7600        |

MONTHLY REPORT OF COST AND QUALITY OF FUEL OIL FOR ELECTRIC PLANTS

DETAIL OF INVOICE AND TRANSPORTATION CHARGES

FPSC FORM NO. 423-1 (a)

1. REPORTING MONTH: MAR YEAR: 2010

3. NAME, TITLE, TELEPHONE NUMBER OF CONTACT PERSON CONCERNING DATA  
SUBMITTED ON THIS FORM: KORY DUBIN, REGULATORY AFFAIRS, (305) 552-4910.

2. REPORTING COMPANY: FLORIDA POWER LIGHT COMPANY

4. SIGNATURE OF OFFICIAL SUBMITTING REPORT: *[Signature]*

5. DATE COMPLETED: 05/06/2010

| (A)      | (B)   | (C)      | (D)               | (E)           | (F)      | (G)          | (H)                    | (I)                 | (J)           | (K)             | (L)                | (M)                      | (N)                          | (O)                     | (P)                            | (Q)                 | (R)                      |
|----------|-------|----------|-------------------|---------------|----------|--------------|------------------------|---------------------|---------------|-----------------|--------------------|--------------------------|------------------------------|-------------------------|--------------------------------|---------------------|--------------------------|
| LINE NO. | PLANT | SUPPLIER | DELIVERY LOCATION | DELIVERY DATE | TYPE OIL | VOLUME (BBL) | INVOICE PRICE (\$/BBL) | INVOICE AMOUNT (\$) | DISCOUNT (\$) | NET AMOUNT (\$) | NET PRICE (\$/BBL) | QUALITY ADJUST. (\$/BBL) | EFFECTIVE PUR PRICE (\$/BBL) | TRANSP TO TERM (\$/BBL) | ADDITIONAL TRANS CHGS (\$/BBL) | OTHER CHGS (\$/BBL) | DELIVERED PRICE (\$/BBL) |
| 1        | PPE   | AMERIGAS |                   | 03/30/2010    | PRO      | 12           | 133.7900               | 1,605               | 0             | 1,605           | 133.7900           | 0.0000                   | 133.7900                     | 0.0000                  | 0.0000                         | 0.0000              | 133.7900                 |
| 2        | PCC   | SUBURBAN |                   | 03/24/2010    | PRO      | 7            | 78.7600                | 551                 | 0             | 551             | 78.7600            | 0.0000                   | 78.7600                      | 0.0000                  | 0.0000                         | 0.0000              | 78.7600                  |


FPSC FORM NO. 423-1(b)

MONTHLY REPORT OF COST AND QUALITY OF FUEL OIL FOR ELECTRIC PLANTS  
 REPORT OF ADJUSTMENTS TO PREVIOUS OIL DELIVERIES

1. REPORTING MONTH: MARCH 2010

3. NAME, TITLE, & TELEPHONE NUMBER OF CONTACT PERSON CONCERNING DATA  
 SUBMITTED ON THIS FORM: KORY DUBIN, REGULATORY AFFAIRS,

2. REPORTING COMPANY: FLORIDA POWER & LIGHT COMPANY

4. SIGNATURE OF OFFICIAL SUBMITTING REPORT: 

5. DATE COMPLETED: 5/13/2010

| LINE NO. | MONTH REPORTED | FORM PLANT NAME | SUPPLIER | ORIGINAL LINE NUMBER | OLD VOLUME (BBLs) | FORM NO. | COLUMN DESIGNATOR & TITLE | OLD VALUE | NEW VALUE | NEW DELIVERED PRICE (\$/BBL) | REASON FOR REVISION |
|----------|----------------|-----------------|----------|----------------------|-------------------|----------|---------------------------|-----------|-----------|------------------------------|---------------------|
| (A)      | (B)            | (C)             | (D)      | (E)                  | (F)               | (G)      | (H)                       | (I)       | (J)       | (K)                          | (L)                 |
| 1        | NONE           |                 |          |                      |                   |          |                           |           |           |                              |                     |

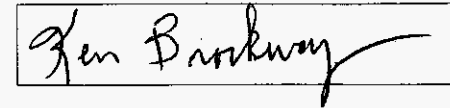
**MONTHLY REPORT OF COST AND QUALITY OF COAL FOR ELECTRIC PLANTS  
ORIGIN, TONNAGE, DELIVERED PRICE AND AS RECEIVED QUALITY**

1. Report For Month/Yr: **March 2010**

4. Name, Title & Telephone Number of Contact  
Person Concerning Data Submitted on this Form: **Terry Keith (305-552-4334)**

2. Reporting Company: **Florida Power & Light**

5. Signature of Official Submitting Report:



3. Plant Name: **St. Johns River Power Park (SJRPP)**

6. Date Completed:

**April 19, 2010**

| Line No. | Supplier Name                  | Mine Location | Purchase Type | Transportation Mode | Tons   | Effective Purchase Price (\$/Ton) | Total Trans Cost (\$/Ton) | FOB Plant Price (\$/Ton) | As Received Coal Quality |                 |                 |                      |
|----------|--------------------------------|---------------|---------------|---------------------|--------|-----------------------------------|---------------------------|--------------------------|--------------------------|-----------------|-----------------|----------------------|
|          |                                |               |               |                     |        |                                   |                           |                          | Sulfur Content (%)       | Btu Content (%) | Ash Content (%) | Moisture Content (%) |
| (a)      | (b)                            | (c)           | (d)           | (e)                 | (f)    | (g)                               | (h)                       | (i)                      | (j)                      | (k)             | (l)             | (m)                  |
| 1        | CONSOL Energy Sales Compan     | 08,KY,025     | LTC           | UR                  | 2,212  |                                   |                           | 142.51                   | 1.75                     | 12,177          | 9.76            | 8.58                 |
| 2        | Coal Marketing Company         | 45,IM,999     | LTC           | OC                  | 49,018 |                                   |                           | 58.21                    | 0.50                     | 11,127          | 7.69            | 14.08                |
| 3        | Foundation Coal Corp. / Emeral | 02,PA,059     | S             | UR                  | 4,393  |                                   |                           | 144.42                   | 2.07                     | 13,117          | 7.81            | 6.12                 |
| 4        | Patriot Coal Sales             | 08,WV,005     | LTC           | UR                  | 4,350  |                                   |                           | 135.67                   | 0.85                     | 11,873          | 12.41           | 6.74                 |

**EDITED COPY**

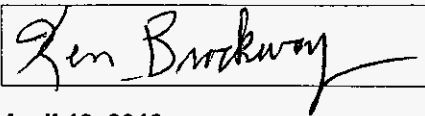
**MONTHLY REPORT OF COST AND QUALITY OF COAL FOR ELECTRIC PLANTS  
DETAIL OF INVOICE PURCHASE PRICE**

1. Report For Month/Yr: **March 2010**

4. Name, Title & Telephone Number of Contact  
Person Concerning Data Submitted on this Form: **Terry Keith (305-552-4334)**

2. Reporting Company: **Florida Power & Light**

5. Signature of Official Submitting Report:



3. Plant Name: **St. Johns River Power Park (SJRPP)**

6. Date Completed: **April 19, 2010**

| Line No. | Supplier Name                   | Mine Location | Purchase Type | Tons   | FOB Mine Price (\$/Ton) | Short Haul & Loading Charge | Original Invoice Price (\$/Ton) | Retro-active Price Increases (\$/Ton) | Base Price (\$/Ton) | Quality Adjustments (\$/Ton) | Effective Purchase Price (\$/Ton) |
|----------|---------------------------------|---------------|---------------|--------|-------------------------|-----------------------------|---------------------------------|---------------------------------------|---------------------|------------------------------|-----------------------------------|
| (a)      | (b)                             | (c)           | (d)           | (e)    | (f)                     | (g)                         | (h)                             | (i)                                   | (j)                 | (k)                          | (l)                               |
| 1        | CONSOL Energy Sales Company     | 08,KY,025     | LTC           | 2,212  |                         | 0.00                        |                                 | 0.00                                  |                     | 0.00                         |                                   |
| 2        | Coal Marketing Company          | 45,IM,999     | LTC           | 49,018 |                         | 0.00                        |                                 | 0.00                                  |                     | 0.00                         |                                   |
| 3        | Foundation Coal Corp. / Emerald | 02,PA,059     | S             | 4,393  |                         | 0.00                        |                                 | 0.00                                  |                     | 0.00                         |                                   |
| 4        | Patriot Coal Sales              | 08,WV,005     | LTC           | 4,350  |                         | 0.00                        |                                 | 0.00                                  |                     | 0.00                         |                                   |

**EDITED COPY**

**MONTHLY REPORT OF COST AND QUALITY OF COAL FOR ELECTRIC PLANTS  
DETAIL OF TRANSPORTATION CHARGES**

1. Report For Month/Yr: **March 2010**

4. Name, Title & Telephone Number of Contact  
Person Concerning Data Submitted on this Form: **Terry Keith (305-552-4334)**

2. Reporting Company: **Florida Power & Light**

5. Signature of Official Submitting Report:



3. Plant Name: **St. Johns River Power Park (SJRPP)**

6. Date Completed: **April 19, 2010**

| Line No. | Supplier Name                | Mine Location | Shipping Point | Transportation Mode | Tons   | Effective Purchase Price (\$/Ton) | Short Haul & Loading Charge (\$/Ton) | Rail Charges       |                             | Waterborne Charges        |                             |                           |                              | Total Transport Charges (\$/Ton) | FOB Plant Price (\$/Ton) |                          |
|----------|------------------------------|---------------|----------------|---------------------|--------|-----------------------------------|--------------------------------------|--------------------|-----------------------------|---------------------------|-----------------------------|---------------------------|------------------------------|----------------------------------|--------------------------|--------------------------|
|          |                              |               |                |                     |        |                                   |                                      | Rail Rate (\$/Ton) | Other Rail Charges (\$/Ton) | River Barge Rate (\$/Ton) | Trans-loading Rate (\$/Ton) | Ocean Barge Rate (\$/Ton) | Other Water Charges (\$/Ton) |                                  |                          | Related Charges (\$/Ton) |
| (a)      | (b)                          | (c)           | (d)            | (e)                 | (f)    | (g)                               | (h)                                  | (i)                | (j)                         | (k)                       | (l)                         | (m)                       | (n)                          | (o)                              | (p)                      | (q)                      |
| 1        | CONSOL Energy Sales Comp     | 08,KY,025     | JONES FORK     | UR                  | 2,212  |                                   | 0.00                                 | 0.00               | 0.00                        | 0.00                      | 0.00                        | 0.00                      | 0.00                         | 0.00                             |                          | 142.51                   |
| 2        | Coal Marketing Company       | 45,IM,999     | EL CERREJON    | OC                  | 49,018 |                                   | 0.00                                 | 0.00               | 0.00                        | 0.00                      | 0.00                        | 0.00                      | 0.00                         | 0.00                             |                          | 58.21                    |
| 3        | Foundation Coal Corp. / Emer | 02,PA,059     | EMERALD MINE   | UR                  | 4,393  |                                   | 0.00                                 | 0.00               | 0.00                        | 0.00                      | 0.00                        | 0.00                      | 0.00                         | 0.00                             |                          | 144.42                   |
| 4        | Patriot Coal Sales           | 08,WV,005     | HOBET 21       | UR                  | 4,350  |                                   | 0.00                                 | 0.00               | 0.00                        | 0.00                      | 0.00                        | 0.00                      | 0.00                         | 0.00                             |                          | 135.67                   |

**DUPLICATE COPY**

**MONTHLY REPORT OF COST AND QUALITY OF COAL FOR ELECTRIC PLANTS  
ORIGIN, TONNAGE, DELIVERED PRICE, AND AS RECEIVED QUALITY**

1. Reporting Month: **February** Year: **2010**  
 2. Reporting Company: **FLORIDA POWER & LIGHT COMPANY**  
 3. Plant Name: **R.W.SCHERER**

4. Name, Title & Telephone Number of Contact Person Concerning Data  
 Submitted on this Form: Terry Keith  
 (305) 552-4334  
 5. Signature of Official Submitting Report: *Ken Brockway*  
 6. Date Completed: **28-Apr-10**

Line  
No.  
(a)  
(1)  
(2)  
(3)  
(4)  
(5)

| Line No. | Supplier Name       | Mine Location | Purchase Type | Transport Mode | Tons      | Purchase Price (\$/Ton) | Effective Transport Charges (\$/Ton) | Total FOB Plant Price (\$/Ton) | Sulfur Content (%) | Btu Content (Btu/lb) | Ash Content (%) | Moisture Content (%) |
|----------|---------------------|---------------|---------------|----------------|-----------|-------------------------|--------------------------------------|--------------------------------|--------------------|----------------------|-----------------|----------------------|
| (a)      | (b)                 | (c)           | (d)           | (e)            | (f)       | (g)                     | (h)                                  | (i)                            | (j)                | (k)                  | (l)             | (m)                  |
| (1)      | BUCKSKIN MINING CO  | 19/WY/5       | S             | UR             | 14,021.81 |                         |                                      | 36.725                         | 0.30               | 8,474                | 4.42            | 29.42                |
| (2)      | COAL SALES, LLC     | 19/WY/5       | S             | UR             | 19,454.39 |                         |                                      | 36.877                         | 0.23               | 8,701                | 4.41            | 27.59                |
| (3)      | KENNECOTT COAL SALE | 19/WY/5       | S             | UR             | 5,565.91  |                         |                                      | 36.130                         | 0.31               | 8,771                | 5.39            | 25.94                |
| (4)      | KENNECOTT COAL SALE | 19/WY/5       | S             | UR             | 22,584.05 |                         |                                      | 37.344                         | 0.32               | 8,430                | 5.27            | 29.39                |
| (5)      | BUCKSKIN MINING CO  | 19/WY/5       | S             | UR             | 25,714.85 |                         |                                      | 36.424                         | 0.24               | 8,462                | 4.38            | 28.97                |

**EDITED COPY**



MONTHLY REPORT OF COST AND QUALITY OF COAL FOR ELECTRIC PLANTS  
 DETAILED PURCHASED COAL INVOICE INFORMATION

1. Reporting Month: February Year: 2010  
 2. Reporting Company: FLORIDA POWER & LIGHT COMPANY  
 3. Plant Name: R.W.SCHERER

4. Name, Title & Telephone Number of Contact Person Concerning Data  
 Submitted on this Form: Terry Keith  
 (305) 552-4334

5. Signature of Official Submitting Report:



6. Date Completed: 28-Apr-10

| Line No. | Supplier Name       | Mine Location | Purch. Type | Tons      | FOB Mine Price (\$/Ton) | Shorthaul & Loading Charges (\$/Ton) | Original Invoice Price (\$/Ton) | Retroactive Price Increase (\$/Ton) | Base Price (\$/Ton) | Quality Adjustments (\$/Ton) | Effective Purchase Price (\$/Ton) |
|----------|---------------------|---------------|-------------|-----------|-------------------------|--------------------------------------|---------------------------------|-------------------------------------|---------------------|------------------------------|-----------------------------------|
| (a)      | (b)                 | (c)           | (d)         | (e)       | (f)                     | (g)                                  | (h)                             | (i)                                 | (j)                 | (k)                          | (l)                               |
| (1)      | BUCKSKIN MINING CO  | 19/WY/5       | S           | 14,021.81 |                         | -                                    |                                 | -                                   |                     | 0.152                        |                                   |
| (2)      | COAL SALES, LLC     | 19/WY/5       | S           | 19,454.39 |                         | -                                    |                                 | -                                   |                     | 0.000                        |                                   |
| (3)      | KENNECOTT COAL SALE | 19/WY/5       | S           | 5,565.91  |                         | -                                    |                                 | -                                   |                     | 0.002                        |                                   |
| (4)      | KENNECOTT COAL SALE | 19/WY/5       | S           | 22,584.05 |                         | -                                    |                                 | -                                   |                     | 0.019                        |                                   |
| (5)      | BUCKSKIN MINING CO  | 19/WY/5       | S           | 25,714.85 |                         | -                                    |                                 | -                                   |                     | 0.069                        |                                   |

**EDITED COPY**

**MONTHLY REPORT OF COST AND QUALITY OF COAL FOR ELECTRIC PLANTS  
DETAILED TRANSPORTATION INVOICE INFORMATION**

1. Reporting Month: **February** Year: **2010**  
 2. Reporting Company: **FLORIDA POWER & LIGHT COMPANY**  
 3. Plant Name: **R.W.SCHERER**

4. Name, Title & Telephone Number of Contact Person Concerning Data  
 Submitted on this Form: Terry Keith  
 (305) 552-4334

5. Signature of Official Submitting Report: *Ken Brookway*

6. Date Completed: 28-Apr-10

| Line No.<br>(a) | Supplier Name<br>(b) | Mine Location<br>(c) | Shipping Point<br>(d) | Transport Mode<br>(e) | Tons<br>(f) | Effective Purchase Price<br>(\$/Ton)<br>(g) | Additional Shorthaul & Loading Charges<br>(\$/Ton)<br>(h) | Rail Charges                 |                                       | Waterborne Charges                  |                                       |                                     |  |  | Total Transportation Charges<br>(\$/Ton)<br>(p) | FOB Plant Price<br>(\$/Ton)<br>(q) |
|-----------------|----------------------|----------------------|-----------------------|-----------------------|-------------|---|---|------------------------------|---------------------------------------|-------------------------------------|---------------------------------------|-------------------------------------|--|--|---|------------------------------------|
|                 |                      |                      |                       |                       |             |   |   | Rail Rate<br>(\$/Ton)<br>(i) | Other Rail Charges<br>(\$/Ton)<br>(j) | River Barge Rate<br>(\$/Ton)<br>(k) | Trans-loading Rate<br>(\$/Ton)<br>(l) | Ocean Barge Rate<br>(\$/Ton)<br>(m) | Other Water Charges<br>(\$/Ton)<br>(n) | Other Related Charges<br>(\$/Ton)<br>(o) |   |                                    |
| (1)             | BUCKSKIN MINING CO   | 19/WY/5              | BUCKSKIN JCT, W       | UR                    | 14,021.81   | -   | -   | -                            | -                                     | -                                   | -                                     | -                                   | -                                      | -  | -   | 36.725                             |
| (2)             | COAL SALES, LLC      | 19/WY/5              | NACCO JCT, WY         | UR                    | 19,454.39   | -   | -   | -                            | -                                     | -                                   | -                                     | -                                   | -                                      | -  | -   | 36.877                             |
| (3)             | KENNECOTT COAL SAL   | 19/WY/5              | CONVERSE JCT, W       | UR                    | 5,565.91    | -   | -   | -                            | -                                     | -                                   | -                                     | -                                   | -                                      | -  | -   | 36.130                             |
| (4)             | KENNECOTT COAL SAL   | 19/WY/5              | CORDERO JCT, W        | UR                    | 22,584.05   | -   | -   | -                            | -                                     | -                                   | -                                     | -                                   | -                                      | -  | -   | 37.344                             |
| (5)             | BUCKSKIN MINING CO   | 19/WY/5              | BUCKSKIN JCT, W       | UR                    | 25,714.85   | -   | -   | -                            | -                                     | -                                   | -                                     | -                                   | -                                      | -  | -   | 36.424                             |

**EDITED COPY**

## CERTIFICATE OF SERVICE


Docket No. 100001-EI

I, THE UNDERSIGNED COUNSEL, HEREBY CERTIFY that copies of Florida Power & Light Company's forms 423-1, 423-1(a), and 423-1(b) for the month of February 2010, copies of St. Johns River Power Park edited forms 423-2, 423-2(a), and 423-2(b) for the month of March 2010; and copies of Plant Scherer forms 423-2, 423-2(a), and 423-2(b) for the month of February 2010 have been served via first class mail, postage prepaid to the parties listed below this 25th day of May, 2010.

|   |   |
|---|---|
| <p>Lisa Bennett, Esq.<br/>Division of Legal Services<br/>Florida Public Service Commission<br/>2540 Shumard Oak Blvd<br/>Tallahassee, Florida 32399-0850<br/><a href="mailto:Lbennett@psc.state.fl.us">Lbennett@psc.state.fl.us</a></p>   | <p>J. R. Kelly, Esq.<br/>Patricia Christensen, Esq.<br/>Charles Beck, Esq.<br/>Office of Public Counsel<br/>c/o The Florida Legislature<br/>111 West Madison Street, Room 812<br/>Tallahassee, Florida 32399<br/><a href="mailto:Kelly.jr@leg.state.fl.us">Kelly.jr@leg.state.fl.us</a><br/><a href="mailto:Christensen.patty@leg.state.fl.us">Christensen.patty@leg.state.fl.us</a><br/><a href="mailto:beck.charles@leg.state.fl.us">beck.charles@leg.state.fl.us</a></p> |
| <p>Lee L. Willis, Esq.<br/>James D. Beasley, Esq<br/>Ausley &amp; McMullen<br/>Attorneys for Tampa Electric<br/>P.O. Box 391<br/>Tallahassee, Florida 32302<br/><a href="mailto:jbeasley@ausley.com">jbeasley@ausley.com</a><br/><a href="mailto:lwillis@ausley.com">lwillis@ausley.com</a></p> | <p>John T. Burnett, Esq.<br/>Progress Energy Service Company, LLC<br/>P.O. Box 14042<br/>St. Petersburg, Florida 33733-4042<br/><a href="mailto:john.burnett@pgnmail.com">john.burnett@pgnmail.com</a></p>  |
| <p>John W. McWhirter, Jr., Esq<br/>McWhirter &amp; Davidson, P.A.<br/>Attorneys for FIPUG<br/>P.O. Box 3350<br/>Tampa, Florida 33602<br/><a href="mailto:jmcwhirter@mac-law.com">jmcwhirter@mac-law.com</a></p>   | <p>Beth Keating, Esq.<br/>Akerman, Senterfitt<br/>Attorneys for FPUC<br/>106 East College Avenue<br/>Suite 1200<br/>Tallahassee, Florida 32301<br/><a href="mailto:Beth.keating@akerman.com">Beth.keating@akerman.com</a></p>   |
| <p>Jeffrey A. Stone, Esq.<br/>Russell A. Badders, Esq.<br/>Beggs &amp; Lane<br/>Attorneys for Gulf Power<br/>P.O. Box 12950<br/>Pensacola, Florida 32576-2950<br/><a href="mailto:jas@beggslane.com">jas@beggslane.com</a><br/><a href="mailto:rab@beggslane.com">rab@beggslane.com</a></p>     | <p>James W. Brew, Esq<br/>Attorney for White Springs<br/>Brickfield, Burchette, Ritts &amp; Stone, The P.C<br/>1025 Thomas Jefferson Street, NW<br/>Eighth Floor, West Tower<br/>Washington, DC 2007-5201<br/><a href="mailto:jbrew@bbrslaw.com">jbrew@bbrslaw.com</a></p>  |

|   |   |
|---|---|
| <p>Robert Scheffel Wright, Esq<br/> Jay T. LaVia, III, Esq<br/> Young van Assenderp, P.A<br/> Attorneys for Florida Retail Federation<br/> 225 South Adams Street, Suite 200<br/> Tallahassee, FL 32301<br/> <a href="mailto:swright@yvlaw.net">swright@yvlaw.net</a><br/> <a href="mailto:jlavia@yvlaw.net">jlavia@yvlaw.net</a></p> | <p>Jon C. Moyle and Vicki Kaufman<br/> Keefe, Anchors Gordon &amp; Moyle, P.A.<br/> 118 N. Gadsden St.<br/> Tallahassee, FL 32301<br/> Co-Counsel for FIPUG<br/> <a href="mailto:vkaufman@kagmlaw.com">vkaufman@kagmlaw.com</a><br/> <a href="mailto:jmoyle@kagmlaw.com">jmoyle@kagmlaw.com</a></p> |
| <p>Cecilia Bradley<br/> Senior Assistant Attorney General<br/> Office of the Attorney General<br/> The Capitol - PL01<br/> Tallahassee, FL 32399-1050<br/> <a href="mailto:cecilia.bradley@myfloridalegal.com">cecilia.bradley@myfloridalegal.com</a></p>   | <p>Michael Barrett<br/> Division of Legal Services<br/> Florida Public Service Commission<br/> 2540 Shumard Oak Blvd<br/> Tallahassee, Florida 32399-0850<br/> <a href="mailto:Mbarrett@psc.state.fl.us">Mbarrett@psc.state.fl.us</a></p>   |
| <p>Captain Shayla L. McNeill<br/> Attorney for the FEA<br/> AFLOA/JACL-ULFSC<br/> 139 Barnes Drive, Suite 1<br/> Tyndall AFB, FL 32403-5319<br/> <a href="mailto:Shayla.mcneill@tyndall.af.mil">Shayla.mcneill@tyndall.af.mil</a></p>   |   |

By:



John T. Butler  
Fla. Bar No. 283479