


DOCKET No. 090462-WS  
UTILITIES, INC.  
OF FLORIDA

Supporting  
Documents

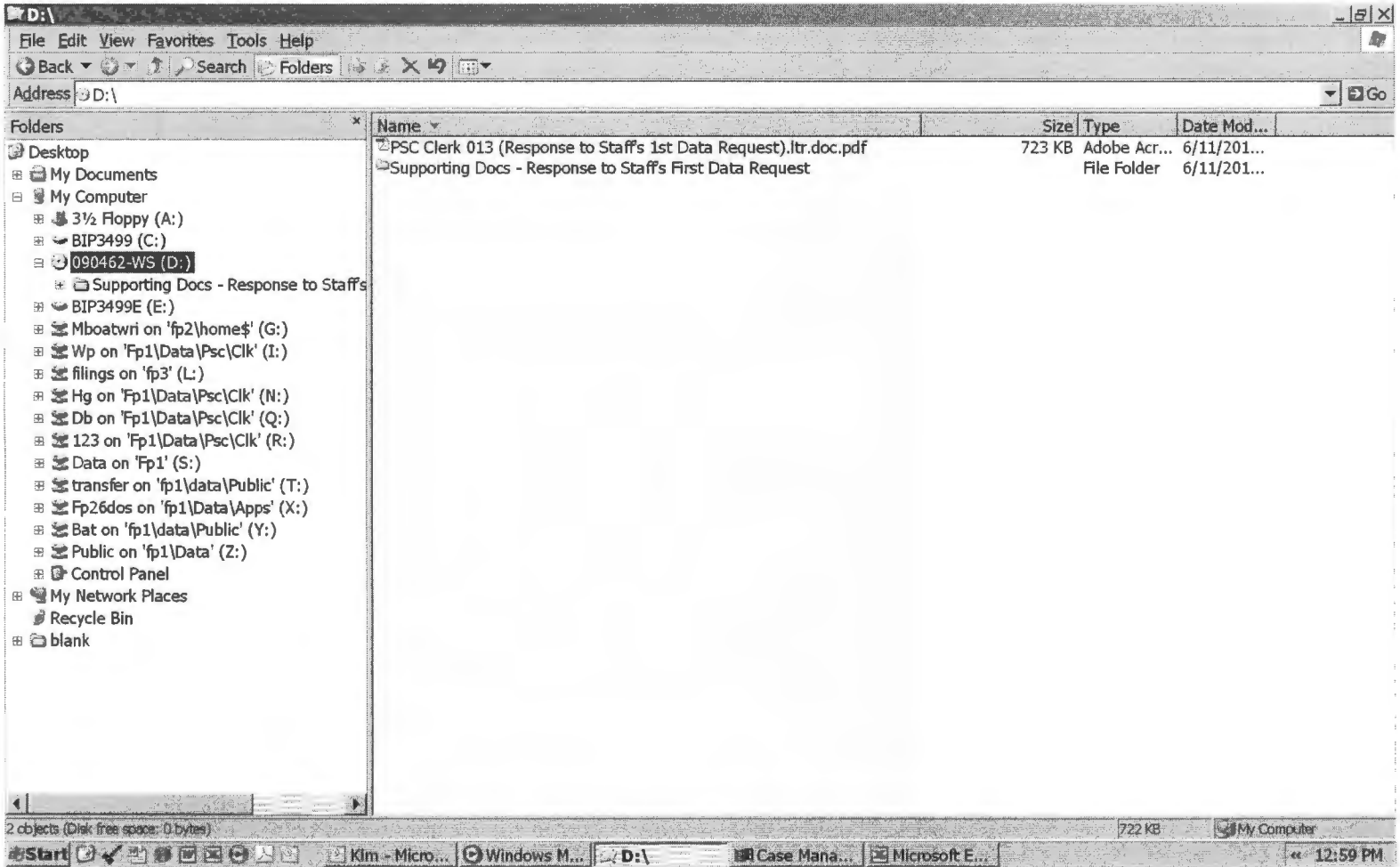
Responses to Staff's  
First Data Request



DOCUMENT NUMBER DATE

04904 JUN 14 2000

FPSC-CC/REG/ADM-0113



ROSE, SUNDBSTROM & BENTLEY, LLP

www.rsbatorneys.com

Please Respond to the Longwood Office

FREDERICK L. ASCHAUER, JR.
CHRIS H. BENTLEY, P.A.
ROBERT C. BRANNAN
F. MARSHALL DETERDING
MARTIN S. FRIEDMAN, P.A.
JOHN J. FUMERO, P.A.
BRIDGET M. GRIMSLEY
JOHN R. JENKINS, P.A.
KYLE L. KEMPER

June 14, 2010

CHRISTIAN W. MARCELLI
STEVEN T. MINDLIN, P.A.
THOMAS F. MULLIN
CHASITY H. O'STEEN
WILLIAM E. SUNDBSTROM, P.A.
DIANE D. TREMOR, P.A.
JOHN L. WHARTON

VIA HAND DELIVERY

ROBERT M.C. ROSE, (1924-2006)

Ann Cole, Commission Clerk
Office of Commission Clerk
Florida Public Service Commission
2540 Shumard Oak Boulevard
Tallahassee, FL 32399

COMMISSION
CLERK

JUN 14 AM 10:24

RECEIVED FPSC

Re: Docket No. 090462-WS; Application for Increase in Water and Wastewater Rates
in Marion, Orange, Pasco, Pinellas, and Seminole County by Utilities, Inc. of
Florida
Our File No.: 30057.179

Dear Ms. Cole:

Enclosed for filing in the above-referenced docket is the response of Utilities, Inc.
of Florida (the "Utility" or "UIF") to Staff's first data request, dated May 12, 2010,
including a data disc with supporting documentation. Staff has requested the following
information in order to complete its analysis in the above-referenced docket.

1. The following items relate to the pro forma plant improvements reflected
in adjustments on MFR Schedule A-3.

For each addition, provide the following:

- (a) a statement why each addition is necessary;
(b) a copy of all invoices and other support documentation if the plant
addition has been completed or is in process;
(c) a copy of the signed contract or any bids, if the plant addition has
not been completed;
(d) a status of the engineering and permitting efforts, if the plant
addition has not been through the bidding process; and
(e) the projected in-service date for each outstanding plant addition.

COM
APA 1+1 CD
ECR 5+5 CDs
GCL 1+1 CD
RAD
SSC
ADM
OPC
CLK

RECEIVED FPSC

JUN 14 4 06 40

FPSC-2010-03-01-001

**RESPONSE:** With the exception of the “Replacement telephone system” in MFR Schedule A-3; (page 2 of 5 on line 5) in Seminole County, all pro forma plant additions have been postponed past the year 2010, and will not be included in this docket. In addition, the Utility has noticed that the \$100,000 pro forma amount was erroneously included in just Seminole County. This project is actually a project at the Corporate level, and should be allocated accordingly across all five counties.

- a) The “Replacement telephone system” is a part of a project named CSR Optimization. This project was implemented in order to streamline the Utility’s customer service, in addition to cost savings. With the employment of a new phone system, the Utility replaced a system that was unreliable, prone to frequent crashes, and was no longer supported by a maintenance contract. The old phone system was unable to meet the current and future business needs of the office due to dropped calls, lengthy call waiting times, and improper call routing. These problems were negatively impacting customer services at an exponential rate.
- b) This project (project ID no. 2010188) is currently in progress. Please see the file named “Project 2010188 Backup.xlsx” and associated backup. The associated invoices can be found in the files named, “Project 2010188 Invoices.pdf”, and “Other Backup.pdf”.
- c) This pro forma project is in progress. Please see item (b) for all backup.
- d) No engineering or permitting was required to complete this project.
- e) The new telephone system was placed in service in January of 2010.

2. Please provide the detailed worksheets and a summary schedule that supports the net reduction to rate base of approximately \$300,000 that is cited in the November 2, 2009 letter to the Commission from Rose, Sundstrom & Bentley, LLP.

**RESPONSE:** Please see the attached file named “UIF 2009 Depreciation Rollforward.xlsx”.

3. Please explain the **To correct parent companies allocations during the year** adjustment included in Schedule A-3 for each UIF company and provide supporting worksheets for the adjustment, along with the associated accumulated depreciation adjustment.

**RESPONSE:** Please see the attached files named, “Rate Base Adjustments 12-09-09 final.xlsx” and “UIF RB adjustment calculation.xlsx”. The former mentioned spreadsheet ties to the numbers in the MFRs. Please notice a few numbers highlighted in yellow –

these numbers are slightly different than what is on the latter spreadsheet, which is the calculation. The Utility identified a few errors in its calculation, and they have been corrected on "UIF RB adjustment calculation.xlsx"; they are highlighted in yellow for easy reference.

4. Please explain the **To adjust Transportation Equipment for vehicle usage** by County adjustment included in Schedule A-3 for each UIF company and provide supporting worksheets for the adjustments along with the associated accumulated depreciation adjustment.

**RESPONSE:** Please see the file named, "UIF salary allocation.xlsx". The transportation adjustment is on the "vehicle averages" and "additional vehicles" tabs.

5. Please explain the **Adjustments to Rollforward Plant – 1/1/2006 to 12/31/2008** adjustment included in Schedule A-3 for each UIF company and provide supporting worksheets for the adjustments, along with the associated accumulated depreciation adjustment.

**RESPONSE:** Each plant account, along with its associated accumulated depreciation for all five counties was recalculated from the 12/31/05 Commission-approved balance to correctly reflect the 13-month average balance as of 12/31/2008. The following is the "Adjustment to Rollforward Plant – 1/1/06 – 12/31/08" adjustment (or roll forward adjustment) from Schedule A-3; Marion County:

Line No.	Description	Water	Wastewater
25	(d) Adjustments to Rollforward Plant - 1/1/2006 to 12/31/2008		
26	Total Adjustments to Water / Wastewater UPIs	(16,949)	-
27	Allocation of Water General Plant accounts to Wastewater	1,628	(1,628)
28	Allocation of Wastewater General Plant accounts to Water	(10,197)	10,197
29	<b>Total adjustments to rollforward plant - 1/1/2006 to 12/31/2008</b>	<b>(25,518)</b>	<b>8,569</b>

Figure 1

The water roll forward adjustment of (25,518) shown in Figure 1 can be found in the file named, "UIF - Marion Depreciation Restatement REVISED 12-09-09.xlsx" on the 'Lead – Marion' tab (highlighted in red). The wastewater roll forward adjustment of 8,569 can be found in the same file (also highlighted in red).

The total water and wastewater adjustment is (16,949) (from Line 25 in Figure 1) and can be found by adding together all of the calculated Plant adjustments from the

'Rollforward' tab in the file mentioned above (water UPIS adjustments are highlighted in blue and wastewater UPIS adjustments are highlighted in green). Each Plant account adjustment is computed by taking the restated 13-month average and subtracting out the 13-month average per books. For example, on the 'Rollforward' tab, in the file mentioned above, the restated 13-month average of 440 (in yellow) minus the 13-month average per books of 298 (in orange) will produce the 142 adjustment to the Utilities' account 1020 – Organization (NARUC 301.1). The associated accumulated depreciation adjustment for each account is in the cell directly to the right of each plant adjustment on the 'Rollforward' tab, and is calculated the same way.

The general plant accounts for all five counties were split between water and wastewater based on each county's active ERC count. The active ERC counts for Marion County are contained in Figure 2 below.

TOTAL ERCs	WATER ERCs	SEWER ERCs
610.9	532.1	78.8
100.0000%	87.1010%	12.8990%

Figure 2

Consider, for example, the Utilities' object account 1045 – Land & Land Rights equivalent to NARUC accounts 303.5/353.7. The total adjustment for this account in Marion County is (12,615), which can be located on the 'Rollforward' tab in the file mentioned above, in cell H95 (in blue). For reference, the Utilities' object account and corresponding NARUC account have been highlighted in yellow. The calculation of the adjustment amounts allocated to accounts 303.5 & 353.7 are shown below:

Account 303.5; Marion County

Total <u>Adjustment</u> (12,615)	x	Marion County <u>Water ERC %</u> 87.10%	=	Water Allocated <u>Adjustment</u> (10,987)
--	---	---	---	--

Account 353.7 ; Marion County

Total Adjustment (12,615)	x	Marion County Water ERC % 12.899%	=	Water Allocated Adjustment (1,628)
---------------------------------	---	---	---	--

Since object account 1045 is a water account on the Utilities' books, the sewer portion of this adjustment had to be removed from the water NARUC account 303.5 into the sewer NARUC account 353.7. This can be seen in Figure 1 on Line 27. The same can be said for the sewer portion of the adjustment as seen on Line 28 in Figure 1.

In summary, the steps above for locating and calculating each plant adjustment along with the associated accumulated depreciation adjustment can be followed for each county in the respective county files included with the Utilities' response to Item 5. The additional files that are included are:

1. UIF - Seminole Depreciation Restatement 12-09-09 3RD REVISION.xlsx
2. UIF - Orange Depreciation Restatement 12-01-09 revised.xlsx
3. UIF - Pasco Depreciation Restatement 12-09-09 REVISED.xlsx
4. UIF - Pinellas Depreciation Restatement 12-01-09 REVISED.xlsx

In addition, the same process for allocating general plant accounts to water and wastewater are used for every county.

6. Please explain the **To correct parent companies allocations during the year based on ERCs** adjustment included in Schedule B-3 for each UIF company and provide supporting worksheets for the adjustments.

**RESPONSE:** The amounts listed in Figure 1 are from Schedule B-3; Marion County, and are the result of adjustments made throughout the test year in order to correctly allocate expenses to Marion County based on active ERCs at the end of the test year pursuant to Order No. PSC-03-1440-FOF-WS, issued December 22, 2003, in Docket No. 020071-WS. In that order, the Commission required the utilities to use ERCs as its primary allocation factor for affiliate costs in future cases in Florida as of January 1, 2004, and to use the end of the applicable year as the measurement date. Because the allocations are posted

periodically to the various UI systems based on the number of ERCs at the time of the allocation, and in order to comply with this directive, the Utility has to reallocate common expenses and make adjustments each time that a rate case is filed. The following figures are rounded to the nearest dollar:

Line No.	Description	Total W & WW	Water	Wastewater
39	(2) To correct parent companies allocations during the year based on ERCs			
40	604/704 - Employee Pensions & Benefits	20	17	3
41	618/718 - Chemicals	49	43	6
42	620/720 - Materials	3,043	2,650	393
43	632/732 - Contractual Services - Acct.	17	15	2
44	633/733 - Contractual Services - Legal	826	719	107
45	636/736 - Contractual Services - Other	102	89	13
46	642/742 - Rental of Equipment	2	2	-
47	659/759 - Insurance - Other	181	158	23
48	666/766 - Regulatory Commission Expense - Rate Case Amort.	15,438	13,447	1,991
49	667/767 - Regulatory Commission Expense - Other	1,050	915	135
50	670/770 - Bad Debt Expense	12	10	2
51	675/775 - Miscellaneous Expenses	(114)	(99)	(15)
52	Total parent companies allocation correction	20,626	17,966	2,660

Figure 3

The same can be said for the amounts listed in Schedule B-3 under the “To correct parent companies allocation during the year based on ERC’s” adjustment (or allocation adjustment) for each of the five counties.

The water portion of each adjustment in Marion County can be found by taking the percentage of active water ERC’s in the county and multiplying it by the “Total W & WW” column for each NARUC account. The active ERC’s in Marion County can be found below:

TOTAL ERCs	WATER ERCs	SEWER ERCs
610.9	532.1	78.8
100.000000%	87.100999%	12.899001%

The sewer portion of each adjustment can be found by taking the percentage of active sewer ERC’s in Marion County, and multiplying it by the amount in the “Total W & WW” column for each NARUC account. This same process can be used to find the water/wastewater portions of the “Total W & WW” allocation adjustment in the respective NARUC accounts for each of the five counties on Schedule B-3.

The “Total W & WW” allocation adjustment in Figure 1, for NARUC account(s) 604/704 – Employee Pension and Benefits, can be found in the UIF – Marion section (highlighted



in red), located in the attached file named, "General Expense and RB – Leads – Revised during audit 12-04-09.xlsx". The total adjustments shown in the "General Expense and RB – Leads – Revised during audit 12-04-09.xlsx" file for each county and NARUC account correspond to each of the "Total W & WW" amounts of the allocation adjustment in the respective county B-3 Schedules.

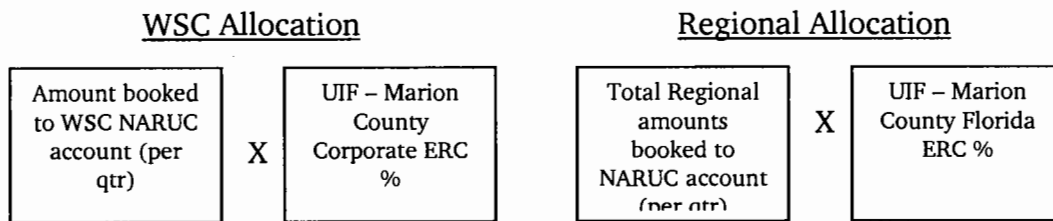
As shown in the "General Expense and RB – Leads – Revised during audit 12-04-09.xlsx" file, the total adjustment of \$20, in account 604/704 in the UIF – Marion section, is made up of four expense adjustments (a "1Q Expense Allocation" of \$7, a "2Q Expense Adjustment" of \$2, a "3Q Expense Adjustment" of \$ 1, and a "4Q Expense Adjustment" of \$11.). Please note that the quarterly expense adjustments are all rounded to the nearest dollar, so an immaterial rounding difference of \$1 is the result in this particular example.

The "1Q Expense Allocation" of \$7 can be found in the UIF – Marion section in the "Adjustment" column (M) for NARUC account 604/704 (highlighted in red) on the '1Q Adjustments' tab in the file named, "General Expense and RB Allocation Revisions – revised during audit.xlsx". The "2Q Expense Adjustment" of \$2 can be found in the UIF – Marion section in the "Adjustment" column for NARUC account 604/704 (highlighted in red) on the '2Q Adjustments' tab in the file named, "General Expense and RB Allocation Revisions – revised during audit.xlsx". The "3Q Expense Adjustment" of \$ 1 can be found in the UIF – Marion section in the "Adjustment" column for NARUC account 604/704 (highlighted in red) on the '3Q Adjustments' tab in the file named, "General Expense and RB Allocation Revisions – revised during audit.xlsx". The "4Q Expense Adjustment" of \$11 can be found in the UIF – Marion section in the "Adjustment" column for NARUC account 604/704 (highlighted in red) on the '4Q Adjustments' tab in the file named, "General Expense and RB Allocation Revisions – revised during audit.xlsx". This process can be used to locate the "1Q Expense Allocations", "2Q Expense Adjustments", "3Q Expense Adjustments" and the "4Q Expense Adjustments" for the respective county and NARUC account in the "General Expense and RB – Leads – Revised during audit 12-04-09.xlsx" file.

The "1Q Expense Allocation" of \$7 is calculated by taking the difference between the amount booked to NARUC account 607/704 - Marion County in the first quarter of the test year (\$110), and the combination of the calculated WSC and Regional Allocations, which are all based on active ERC's (\$117). The same calculation is used to generate the "2Q Expense Adjustment", "3Q Expense Adjustment", and "4Q Expense Adjustment" that

are shown the "General Expense and RB – Leads – Revised during audit 12-04-09.xlsx" file for the respective NARUC account and county.

The calculated WSC and Regional Allocation figures that are shown in the 'WSC Allocation' and 'Total RVP Allocation' columns on the tabs named, '1Q Adjustments', '2Q Adjustments', '3Q Adjustments', and '4Q Adjustments' in the "General Expense and RB Allocation Revisions – revised during audit.xlsx" file for each county and are computed as follows:



In the above *WSC Allocation* calculation, the amounts that are booked to WSC for each quarter can be found in the tabs named, '1Q SE.51.52.60', '2Q SE.51.52.60', '3Q SE.51.52.60', '4Q SE.51.52.60' in the file, "General Expense and RB Allocation Revisions – revised during audit.xlsx". By taking these figures and multiplying them by the UIF – Marion County Corporate ERC percentage, which is found on the tab named '2008 Corporate ERC' in the same file, the WSC allocated figure is computed.

For the Marion County example above, the 1<sup>st</sup> quarter WSC allocation is calculated by taking the 1<sup>st</sup> quarter WSC amount booked to NARUC account 604/704 of \$51,720 (in red on appropriate tab/file mentioned above), times the UIF – Marion County Corporate ERC percentage of 0.22% (in red on the appropriate tab/file mentioned above) and coming up with the allocated amount of \$111.

In the above *Regional Allocation* calculation, the total regional amounts that are booked for each quarter can be found in the tabs named, '1Q SE.90', '2Q SE.90', '3Q SE.90', and '4Q SE.90' in the file, "General Expense and RB Allocation Revisions – revised during audit.xlsx". By taking these figures and multiplying them by the UIF – Marion County Florida ERC percentage, which is found on the tab named '2008 FL ERC' in the same file, the Regional allocated figure is computed.

For the Marion County example above, the 1<sup>st</sup> quarter total regional allocation is calculated by taking the 1<sup>st</sup> quarter total regional amount booked to NARUC account 604/704 of \$709 (in red on appropriate tab/file mentioned above), times the UIF – Marion County Florida ERC percentage of 0.84% (in red on the appropriate tab/file mentioned above) and coming up with the allocated amount of \$6. The total calculated allocated amount of \$117 (\$6 + \$111) is greater than the amount booked of \$110 to NARUC account 604/704. A \$7 adjustment must be made to this account in the 1<sup>st</sup> quarter in order to properly reflect the balance.

The process described above can be followed to find all of the amounts booked, and calculate all of the allocated figures, in order to compute the necessary adjustment for every county and NARUC account in the Utilities, Inc. of Florida filing.

7. The following items relate to UIF's requested rate case expense:
  - (a) For each individual person, in each firm providing consulting services to the applicant pertaining to this docket, provide the billing rate, and an itemized description of work performed. Please provide detail of hours worked associated with each activity. Also provide a description and all associated expenses incurred to date.
  - (b) For each firm or consultant providing services for the applicant in this docket, please provide copies of all invoices for services provided to date.
  - (c) If rate consultant invoices are not broken down by hour, please provide reports that detail by hour, a description of actual duties performed, and amount incurred to date.
  - (d) Please provide an estimate of costs to complete the case by hour for each consultant or employee, including a description of estimated work to be performed, and detail of the estimated remaining expense to be incurred through the PAA process.
  - (e) Please provide an itemized list of all other costs estimated to be incurred through the PAA process.

**RESPONSE:**

Item (a):

Please see the file named "UIF – Rate Case Expense.xlsx" under tab 'B-10 UIF- all counties'. Column 'E' provides the billing rate, Column 'S' provides a description of work performed, and Column 'K' provides the hours worked. Expenses incurred to date are show in column 'M'.

Item (b):

Please see the file named "Invoices.pdf" for the invoices for services provided to date.

Item (c):

Rate consultant invoices are broken down by hour. See the response to Item 7(a), above.

Item (d):

Please see the file named "UIF – Rate Case Expense.xlsx" under tab 'B-10 UIF- all counties', column 'O' has estimated hours remaining and column 'Q' has estimated charges remaining.

Item (e):

Please see Item 7(d) response.

8. On MFR Schedule B-7, page 2 of 2, the salaries have increased above the benchmark for Accounts 601 and 603 since 2005. In prior Utilities, Inc. (UI) cases, UI cited customer growth and increased revenues as the justification for adding several new customer support employees, both in the state of Florida as well as position in Northbrook, IL whose salaries were allocated to UI's subsidiaries.

- (a) Due to the recent sale of UI systems (including, but not limited to, Miles Grant, Hutchinson Island, Wedgefield, and a large subsidiary in North Carolina) which should cause a decline in UI's revenue, please explain why no reductions to salaries have been made.
- (b) Please provide all the Utility's support justifying its salary increases since 2005. At a minimum, please include in your response each employee's name, title, salary amount for all direct employees, gross

salary amount and allocated salary amount for all indirect employees, and a detailed description of the duties and responsibilities of all direct and allocated personnel employed in 2005 and those employed in 2008. Please include an explanation and a detailed support for any new direct or allocated salary employees and provide support for any salary increases from 2005 to 2008 for existing direct and allocated salary employees that are still employed by UI in 2008.

**RESPONSE:**

Item (a):

Several field employees were transitioned out of the UI family as part of the recent system sales. In addition, there have been employees terminated at the corporate level as well. In general however, UI revenues have grown since the last UIF rate case in 2005, and personnel are needed to support the administrative functions of WSC that are passed down to all UI customers. In addition, three out of the five UIF systems had pro forma adjustments made to the test year that effectively decreased their test year salaries (Orange, Pinellas, and Seminole all have salary reductions in their pro forma adjustments). The salary adjustments that were made were threefold: (1) it annualized current employees' salaries as of the date the salary workpaper was prepared (July 2009), (2) it accounted for current salary allocation profiles and for sold systems as of that point in time, and (3) it incorporated salary increases through April 2010 as well.

Item (b):

Please see the excel file containing salary information filed under a Motion for Protective Order. This information includes each employee's name, title, gross salary amount, payroll taxes and benefits, as well as allocated salary, payroll taxes and benefits. In terms of the detailed description of duties and responsibilities, job descriptions for UI employees are being provided in response. The Utility is also providing a Confidential spreadsheet named "2005 Corporate Salaries.xlsx". This spreadsheet shows that corporate salaries in 2005 were \$6,398,597, as compared to the workpaper provided in item 4, which was \$5,097,091 (please sum "Arnoux" through "Zavilla" in the totals section of the all employees tab for this number.

9. Please provide the actual amounts for the items listed in Schedules B-11 rather than the budgeted amounts for the test period 2008.

**RESPONSE:** The amounts listed in the B-11 for each county are the allocated amounts of the total project cost based on active ERC's. Please see the file named, "B 11 Projects.xlsx", which shows the total project costs and the amounts allocated to each county. The backup for each project can be found in the file named "B-11 Backup.pdf".

The Utility has noticed that the project listed on line 1 in the B-11 for Seminole County was erroneously included. This project started amortizing in 2005, and was fully amortized before the test year and therefore should not have been included. Please see the file named, "Corrected B-11 for Seminole County.xlsx." for the corrected B-11 Schedule.

10. Regarding infiltration and inflow (I&I) at the Ravenna Park/Lincoln Heights wastewater system in Seminole County, in the previous rate case, the Commission determined in Order No. PSC-07-0505-SC-WS a 19.3 percent excessive I&I. Based on the City of Sanford's charge for wastewater treated at that time, purchased wastewater treatment was reduced \$20,600 due to excessive I&I. In the current filing, there are more gallons treated than gallons sold. This is an indication that excessive I&I still exists at Ravenna Park/Lincoln Heights.

Attached is a copy of the December 26, 2006 I&I study for Ravenna Park/Lincoln Heights submitted by the Utility in the previous rate case. Please update with test year 2008 information to determine the amount of existing I&I for this system. Please keep in mind that instead of the 100 percent estimated return for General Service, as reflected in the previous I&I study, the Commission, in Order No. PSC-07-0505-SC-WS, considered a 96 percent return as more realistic estimate for wastewater returned from the elementary school.

**RESPONSE:** Please see the attached file named, "UIF Estimate of Infiltration Flows - 2008.xlsx", which updates the I&I study with 2008 information.

11. During the test year, what did the City of Sanford charge the Utility per thousand gallons for treated wastewater?

**RESPONSE:** The City of Sanford changed their rates three times during the test year and the City has increased the rate again since the test year ended. The City of Sanford charged \$4.55 per 1,000 gallons for January through March, then they raised the rates to

\$4.93 per 1,000 gallons for April to September, then they raised them to \$5.20 per 1,000 gallons from October to December. In January 2009, the City of Sanford raised the rates to \$5.98 per 1,000 gallons. The Utility has attached a spreadsheet and a copy of the applicable bills to verify these charges in the PDF file named "City of Sanford Bills.pdf."

12. What was the total amount charge to the Utility for purchase wastewater treatment during the test year by the City of Sanford.

**RESPONSE:** The City of Sanford changed the Utility a total of \$172,240.20 during the test year. Please see the file named "City of Sanford Bills.pdf" for a copy of the invoices that comprise this amount.

13. What improvements has the Utility made to address excessive I&I since the last rate case? Please provide cost details with resulting benefits.

**RESPONSE:** In 2008, spot repairs were made to manholes and gravity sewer main on Tammy Drive where pipe failures caused road subsidence. It is impossible to accurately quantify the reduction in infiltration that resulted from this capital improvement. However, benefits include the reestablishment of the hydraulic capacity of the piping system after approximately 20 LF of original 8-inch sewer pipe had collapsed on Tammy Drive, the restoration of the road surface to proper grade, and the elimination of a future catastrophic pipe failure that would have greatly impeded the Utility's ability to provide sewer service to its customers cost effectively. In 2010, the Utility purchased and installed rainwater interceptors at a cost of less than \$5,000 in those manholes where surface runoff has historically inundated manhole lids. These interceptors act to block rainwater from entering manholes through lids during and after rain events. However, not enough time has pass to allow the Utility to quantify the impact of the interceptors on inflow.

14. Does the Utility plan to address the excessive I&I situation on an ongoing basis? If there are no plans, please explain why.

**RESPONSE:** The Utility plans to clean and video inspect the three lift station drainage basins in Ravenna Park and Lincoln Heights in 2010 at an estimated cost of \$15,000. The inspection report generated by this effort will identify the actual cost to correct

Ann Cole, Commission Clerk  
Office of Commission Clerk  
Florida Public Service Commission  
June 11, 2010  
Page 14

---

deficiencies in the piping system. The Utility's capital plan includes \$120,000 to address the deficiencies in this sewer system.

15. Why did the Utility not identify the excessive I&I situation in this current filing by making an appropriate adjustment to the purchased wastewater treatment expense?

**RESPONSE:** The Utility used the the MFR filed in the previous case as a model. That MFR did not include an I&I analysis. The I&I analysis was requested separately in a staff data request, as it was in this case. The utility acknowledges that it should have taken note and filed it as part of the MFR.

16. Please provide the fuel expense for each of the counties (separated by water and wastewater where applicable) included in the transportation expenses of MFR Schedules B-5 and B-6.

**RESPONSE:** The transportation amounts included in MFR Schedules B-5 and B-6 for all five counties are a combination of the Utilities' object accounts 6215, 6220, 6225 & 6230, which are Fuel, Auto Repairs/Tires, Auto Licenses, & Other Transportation Expenses respectively. Please refer to the file named, "UIF - Transportation Breakdown.xlsx". The schedule within this file shows the breakout of the transportation expense for water and wastewater by county. The fuel portion is highlighted in yellow for easy reference.

Should you or the Staff have any questions regarding this filing, please do not hesitate to give me a call.

Very truly yours,



CHRISTIAN W. MARCELLI  
For the Firm

CWM/der  
Enclosures



Ann Cole, Commission Clerk  
Office of Commission Clerk  
Florida Public Service Commission  
June 11, 2010  
Page 15

---

cc: Steven M. Lubertozzi, Executive Director of Regulatory Account and Affairs  
(w/enclosures) (via e-mail)  
Ms. Kirsten E. Weeks (w/enclosures) (via e-mail)  
Patrick C. Flynn, Regional Director (w/enclosures) (via e-mail)  
John Williams, Director of Governmental Affairs (w/enclosures) (via e-mail)  
Mr. Frank Seidman (w/enclosures) (via e-mail)  
Ms. Deborah Swain (w/enclosures) (via e-mail)  
Mr. Bart Fletcher, Division of Economic Regulation (w/enclosures) (via e-mail)  
Mr. Richard Wright, Division of Economic Regulation (w/enclosures) (via e-mail)  
Keino Young, Esq., Office of General Counsel (w/enclosures) (via e-mail)  
Stephen C. Reilly, Associate Public Counsel (w/enclosures) (via e-mail)

D:\Supporting Docs - Response to Staff's First Data Request

File Edit View Favorites Tools Help

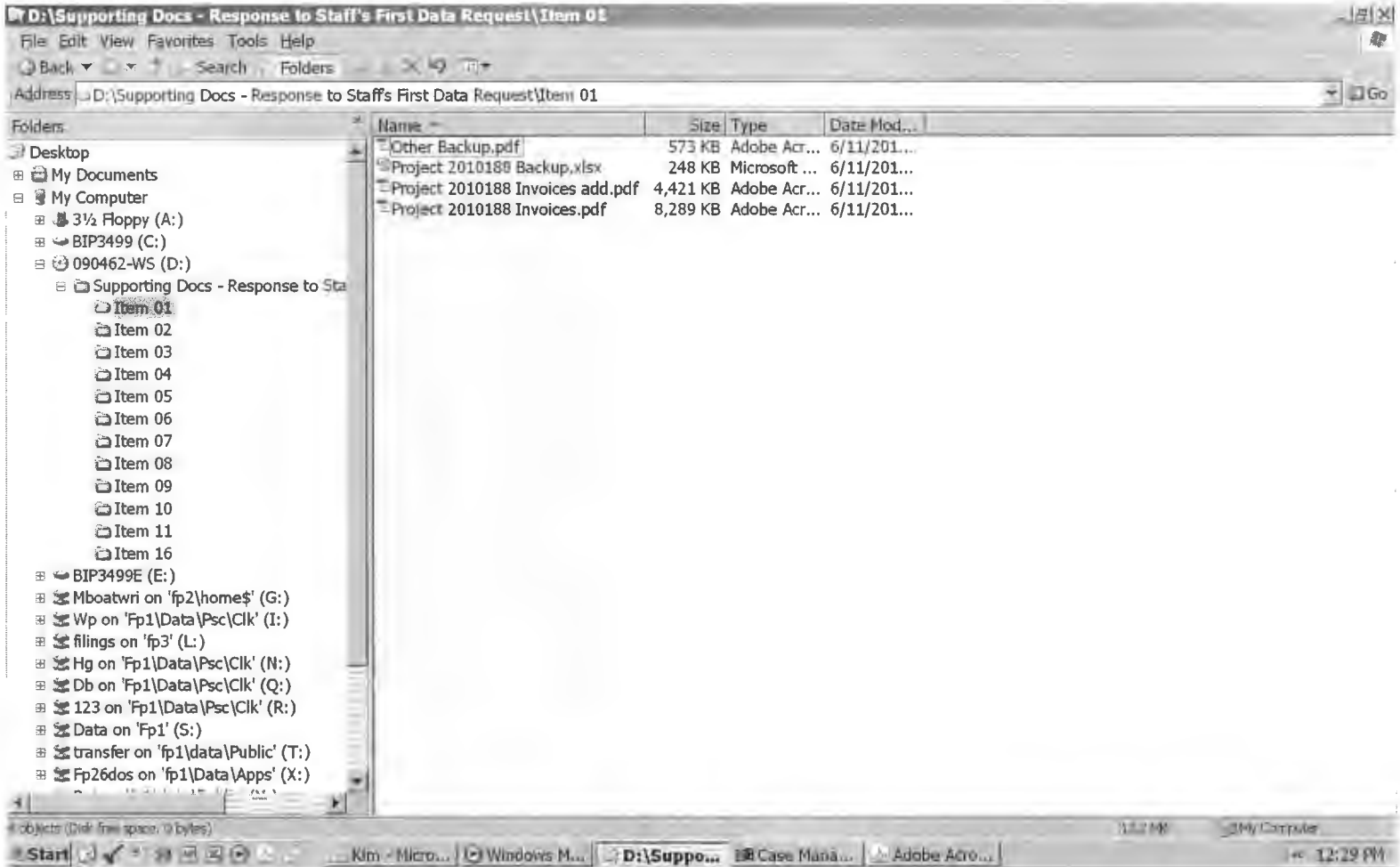
Back Search Folders

Address D:\Supporting Docs - Response to Staff's First Data Request

Folders	Name	Size	Type	Date Mod...
Desktop	Item 01		File Folder	6/11/201...
My Documents	Item 02		File Folder	6/11/201...
My Computer	Item 03		File Folder	6/11/201...
3½ Floppy (A:)	Item 04		File Folder	6/11/201...
BIP3499 (C:)	Item 05		File Folder	6/11/201...
090462-WS (D:)	Item 06		File Folder	6/11/201...
Supporting Docs - Response to Sta	Item 07		File Folder	6/11/201...
Item 01	Item 08		File Folder	6/11/201...
Item 02	Item 09		File Folder	6/11/201...
Item 03	Item 10		File Folder	6/11/201...
Item 04	Item 11		File Folder	6/11/201...
Item 05	Item 16		File Folder	6/11/201...
Item 06				
Item 07				
Item 08				
Item 09				
Item 10				
Item 11				
Item 16				
BIP3499E (E:)				
Mboatwri on 'fp2\home\$' (G:)				
Wp on 'Fp1\Data\Psc\Clk' (I:)				
filings on 'fp3' (L:)				
Hg on 'Fp1\Data\Psc\Clk' (N:)				
Db on 'Fp1\Data\Psc\Clk' (Q:)				
123 on 'Fp1\Data\Psc\Clk' (R:)				
Data on 'Fp1' (S:)				
transfer on 'fp1\data\Public' (T:)				
Fp26dos on 'fp1\Data\Apps' (X:)				

12 objects (Disk free space: 0 bytes) 0 bytes My Computer

Start Kim - Micro... Windows M... D:\Suppo... Case Mana... Microsoft E... 12:59 PM



3028772

Batch 72118



TRANSCEND COMMUNICATIONS

Utilities Inc.  
December 1<sup>st</sup>, 2009

Doc 223445

ShoreTel

CIRCLE OF EXCELLENCE  
FY2009



49780

Pricing Summary

Utilities HQ	\$ 42,506.90
Altamonte Springs, FL	\$ 22,747.00
Charlotte, NC	\$ 17,682.10
Pahrump, NV	\$ 17,687.50
Oak Brook Data Center	\$ 15,083.20
ECC - Altamonte Springs, FL	\$ 42,461.88
ECC - Charlotte, NC	\$ 18,462.00
ECC - Pahrump, NV	\$ 18,462.00
48-port Bridge	\$ 41,244.00
GFI FAXmaker	\$ 8,340.20
Pro CM	\$ 2,592.00
Oracle Screen Pop	\$ 6,500.00
SharePoint Screen Pop	\$ 6,500.00
Oaisys w/Screen	\$ 41,346.80
Optional Cisco Network Switches	\$ 25,468.50
<b>Total</b>	<b>\$ 301,615.58</b>

~~150,801.79~~  
\$ 130,134.39

Note: Total Excludes Optional Cisco Pricing

Investment Options (excluding applicable taxes)

- 60-Month Fair Market Value Lease \$ monthly
- 60-Month \$1 Out Lease \$ monthly
- 36-Month Fair Market Value Lease \$ monthly
- 36-Month \$1 Out Lease \$ monthly

DEC 24 2009

Purchase Price \$301,615.58 one time

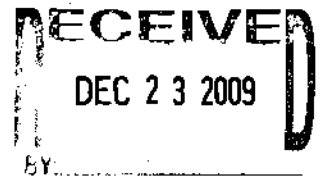
Payment Structure

Lease

- First monthly payment due at lease and contract signing
- First and last monthly payment due at lease and contract signing

Purchase

- 50% Down at Signed Statement of Work
- 30% Due Upon Ship Date



## Phyllis Luppino

---

**From:** Phyllis Luppino  
**Sent:** Thursday, December 24, 2009 9:54 AM  
**To:** Tom Ostler  
**Subject:** FASTECH INTEGRATED SOLUTIONS

**Attachments:** Scan001.PDF



Scan001.PDF (75  
KB)

Hi Tom,

Here is the scan of the check you requested. Have a safe and happy holiday.

Phyllis

-----Original Message-----

**From:** Scanner  
**Sent:** Thursday, December 24, 2009 10:12 AM  
**To:** Phyllis Luppino  
**Subject:** Scan from Northbrook

Please open the attached PDF document.

Number of Images: 2



**Toni Federico**

---

**From:** Karen Sasic  
**Sent:** Tuesday, January 19, 2010 3:07 PM  
**To:** Toni Federico  
**Cc:** Don Sudduth  
**Subject:** RE: W-9

Hi Toni,

The PO has been created and receipted for CORT furniture.

PO #51655  
Doc 54109 / Batch 74164

Thank you for all your help on this!

Karen



**Karen Sasic • Manager, Customer Service**  
200 Weathersfield Avenue • Altamonte Springs, FL 32714  
Ph: 407.869.1919 • 800.272.1919 • Fax: 407.869.6961  
[www.uiwater.com](http://www.uiwater.com) • [klsasic@uiwater.com](mailto:klsasic@uiwater.com)

---

**From:** Toni Federico  
**Sent:** Tuesday, January 19, 2010 11:56 AM  
**To:** Don Sudduth; Karen Sasic  
**Subject:** FW: W-9

Attached is the form that needs to be filled out.  
Thanks

---

**From:** Tom Ostler  
**Sent:** Tuesday, January 19, 2010 10:49 AM  
**To:** Don Sudduth; Hardik Dave  
**Cc:** Karen Sasic; Tom Smutny; Toni Federico  
**Subject:** RE: W-9

Don,

This is a similar issue to the one that Rick Durham had after he assumed responsibility for the west region. The request for a change or remapping of company access for Karen was not submitted so no changes were entered into JDE. As I stated previously, the IT help desk requires, by policy, formal documentation, via a Status Change form for these kind of changes in order to provide an audit trail of access/security changes to JDE.

For Karen, as her supervisor the form has to be signed off by you. Once we have the form it'll be an easy and quick change to adjust Karen's company access. HR is the keeper of the form if you can't find a local copy.

Sorry about the frustration, we'll get the changes entered into JDE as quickly as possible.

Regards,

Tom Ostler  
IT Manager  
Utilities, Inc.

(847) 498-6440 (Office)  
(847) 498-2066 (Fax)

---

**From:** Don Sudduth  
**Sent:** Tuesday, January 19, 2010 10:20 AM  
**To:** Hardik Dave  
**Cc:** Karen Sasic; Tom Smutny; Toni Federico; Tom Ostler  
**Subject:** RE: W-9

Hardik,

Please let us know ASAP when this is complete as we are waiting on a PO for this which has to be paid for work being completed tomorrow.

Thanks!

Don

---

**From:** Tom Smutny  
**Sent:** Tuesday, January 19, 2010 11:11 AM  
**To:** Toni Federico  
**Cc:** Karen Sasic; Don Sudduth  
**Subject:** Re: W-9

Hardik would have worked on this request if anything has been changed since the restructuring. I've asked him to look into this.

Tom

---

**From:** Toni Federico <[afederico@uiwater.com](mailto:afederico@uiwater.com)>  
**Date:** Tue, 19 Jan 2010 09:22:21 -0600  
**To:** Tom Smutny <[tasmutny@uiwater.com](mailto:tasmutny@uiwater.com)>  
**Cc:** Karen Sasic <[KLSasic@uiwater.com](mailto:KLSasic@uiwater.com)>, Don Sudduth <[DESudduth@uiwater.com](mailto:DESudduth@uiwater.com)>  
**Subject:** FW: W-9

Hi Tom,  
Can you please see if Karen's approval route is going to Don Sudduth?  
Thanks Toni



**From:** Kafen Sasic  
**Sent:** Monday, January 18, 2010 9:06 PM  
**To:** Don Sudduth; Toni Federico  
**Subject:** RE: W-9

Don/Toni,

I'm still having difficulties creating the PO. I don't think my access to co. 102 has been granted. I can select the vendor, company 102106 but not the business unit. Company 102016 still appears as General Counsel Cost Ctr. As I search for the business unit only co 105 – Corporate Projects & FL B/Us appear in the search results. See the 2 screenshots below.

While this is being looked at, we should also make sure that the PO routing is correct so that approval routes to you.

Let me know if you need me to contact someone...?

Thanks,  
 Karen

**ORACLE JD EDWARDS ENTERPRISEONE**

**Purchase Order Entry-OP - Order Detail**

EnterpriseOne Menu

Open Applications

- Order Detail
- Open New Window

Navigation Tree:

- Utilities Inc. Menu
- Address Book
- Financials
- Project Management
- Workforce Management
- Procurement Management
  - Purchase Order Entry
    - Employee Work Center
    - Multiple Contractor Project-06
    - IT Related Purchases-07
    - Other Purchases-OP
      - Approval Level
      - Revisions-OP
      - Employee Work Center
      - Orders Awaiting Approval-02
    - Purchase Order Printing
    - Purchase Order Receiving
    - Purchasing Inquiries
    - Purchasing Reports
    - Procurement Setup
  - Equipment Maintenance
  - Fixed Assets
  - Employee Work Center

Order Details:

Order Number: 102106    Business Unit: [ ]

Supplier: 3029252    CORT FURNITURE RENTAL    Order Revision: [ ]

Ship To: 102106    General Counsel Cost Ctr    Order Date: 01/19/2010

Hold Code: [ ]    Blank - Hold Codes #2/HC    Order Attachment: [ ]

Retainage %: [ ]

Currency: USD    Exchange Rate: [ ]    Base: [ ]     Fc

Change Order	Item Number	Quantity Ordered	Tr. Date	Unit Cost	Extended Cost	Description 1
<input type="checkbox"/>	[ ]	[ ]	[ ]	[ ]	[ ]	[ ]

Company Master Search - Microsoft Internet Explorer

File Edit View Favorites Tools Help

Address http://de.uiwater.com:8470/jde/EIPMenu.mef?deowpBackButtonProtect=PROTECTED

**ORACLE** JD EDWARDS ENTERPRISEONE

Company Master Search

Open Applications: Company Master Search

Open New Window

Utilities Inc. Menu

- Address Book
- Financials
- Project Management
- Workforce Management
- Procurement Management
  - Purchase Order Entry
    - Employee Work Center
  - Multiple Contractor Project-06
  - IT Related Purchases-07
  - Other Purchases-0P
    - Approval List
    - Revisions-0P
  - Orders Awaiting Approval-0P
  - Purchase Order Printing
  - Purchase Order Receiving
  - Purchasing Inquiries
  - Purchasing Reports
  - Procurement Setup
  - Equipment Maintenance
  - Fixed Assets
  - Employee Work Center

Records: 1-31

Co	Name
00105	Utilities Inc.
00105	Corporate Projects
00240	Southeastern States Utilities
00241	Tierra Verde Utilities Inc
00242	Lake Placid Utilities Inc
00243	Eastlake Water Service Inc
00244	Pebble Creek Utilities Inc
00246	Abalaya Utilities Inc
00246	Utilities Inc Of Longwood
00247	Wedgfield Utilities Inc
00248	Cypress Lakes Utilities Inc
00249	Utilities Inc of Eagle Ridge
00250	Mid-County Services Inc
00251	Lake Utility Services Inc
00252	Utilities Inc of Florida
00253	Miles Grant Water & Sewer Co

start



**Karen Sasic • Manager, Customer Service**

200 Weathersfield Avenue • Altamonte Springs, FL 32714

Ph: 407.869.1919 • 800.272.1919 • Fax: 407.869.6961

www.uiwater.com <http://www.uiwater.com/> • klsasic@uiwater.com <mailto:klsasic@uiwater.com>

**From:** Don Sudduth  
**Sent:** Monday, January 18, 2010 9:41 PM  
**To:** Karen Sasic  
**Subject:** FW: W-9

**From:** Toni Federico  
**Sent:** Monday, January 18, 2010 6:24 PM  
**To:** Don Sudduth  
**Subject:** FW: W-9

Don,  
The vendor number is 3029252.  
Thanks Toni

---

**From:** John Haynes  
**Sent:** Monday, January 18, 2010 5:18 PM  
**To:** Toni Federico  
**Subject:** FW: W-9

John S. Haynes  
Director, Tax and Accounting Operations  
Utilities, Inc.

**From:** Don Sudduth  
**Sent:** Monday, January 18, 2010 5:06 PM  
**To:** John Haynes  
**Subject:** W-9

**From:** Sabrina D'ali. [<mailto:Sabrina.D'ali@kort.com>]  
**Sent:** Monday, January 18, 2010 6:01 PM  
**To:** Don Sudduth  
**Subject:** RE: Question

Here you go!

Sabrina D'Ali  
Rental and Sales Consultant  
Orlando District

**CORT**

A Berkshire Hathaway Company

1920 State Road 436  
Winter Park, FL 32792  
T 407.678.2677 F 407.678.3014

[sdali@kort.com](mailto:sdali@kort.com)  
CORT.com

*This email and its attachments are CONFIDENTIAL and the PROPERTY OF CORT. No part of it may be reproduced by anyone other than the intended recipient.*

**From:** Don Sudduth [mailto:DESudduth@uiwater.com]  
**Sent:** Monday, January 18, 2010 5:50 PM  
**To:** Sabrina D'ali.  
**Subject:** RE: Question

Hi Sabrina,

Please send me a W-9 for me to process the invoice.

Thanks!

Don

3028772

**Transcend Communications**

Phone: 763-463-1000 Fax: 763-463-1100  
2101 Kennedy Street NE  
Minneapolis, MN 55413



**TRANSCEND**

Batch 74607

231544

52028

**Invoice**

Number: **39925**

Date: 1/6/2010

**Bill-To**

**Attn: Mr. Tom Ostler**  
**Utilities, Inc.**  
**2335 Sanders Road**  
**Northbrook, IL 60062-6196 U.S.A.**

**Ship-To**

**Attn: Mr. Tom Ostler Phone: (847) 498-6440**  
**Utilities, Inc.**  
**2335 Sanders Road**  
**Northbrook, IL 60062-6196 U.S.A.**

Source: SO No. 32987

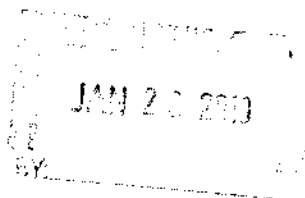
Acct. No.	A/R Cust. No.	Acct. ID	Customer PO	Reference	Sales Rep.	Ship Via	Terms
26496	UTIN	UTIN	49779		Jim Anderson		Due Upon Receipt

Qty.	Item ID	Description	UOM	Ea. Price	Total
2	J4858C	ProCurve Switch Gigabit SX-LC Mini GBIC	EA	\$314.25	\$628.50
	<i>2 Serial Numbers have been assigned</i>				
	SMY3PG94DW9	SMY3PG94YMY			
5	J9087A	HP Procurve Switch 2610-24-PWR	EA	\$1,184.25	\$5,921.25
	<i>5 Serial Numbers have been assigned</i>				
	SCN946ZR09N	SCN946ZR0CW	SCN946ZR0ZD	SCN946ZR113	
	SCN946ZR118				
4	J9089A	HP Procurve Switch 2610-48-PWR	EA	\$2,024.25	\$8,097.00
	<i>4 Serial Numbers have been assigned</i>				
	SCN947ZS21S	SCN947ZS263	SCN947ZS2FH	SCN947ZS2GB	
1	J9174A	HP Procurve Manager v 3.0 Plus	EA	\$1,499.25	\$1,499.25
	<i>Serial Number: SG929KA08S</i>				
1.00	0-INSTALLATION	Technician Labor - Installation, Project Management & Training	HR	\$1,500.00	\$1,500.00
1.00	0-SHIP2	Shipping & Handling	EA	\$22.00	\$22.00

Item Total: \$17,668.00  
Sales Tax at 6.250%: \$1,010.50  
**Total Amount Due: \$18,678.50**

*AD*

JAN 26 2010



3001340



The Right Technology.  
Right Away.<sup>TM</sup>  
VISIT CDW ON THE INTERNET www.cdw.com

INVOICE DATE	INVOICE NUMBER	INVOICE TERMS	DUE DATE
02/02/2010	RPX8060	NET 30 Days	03/04/2010

OUR PART NO.	DESCRIPTION	QTY ORD	QTY SHIP	QTY B/O	UNIT PRICE	TOTAL
823652	TRIPP SMART ONLINE 2200VA UPS Manufacture Part Number: SU2200RTXL2UA	1	1	0	\$964.99	\$964.99
297537	TRIPP EXT BATT PACK SMART PRO RM Manufacture Part Number: BP48V24-2U	1	1	0	\$374.47	\$374.47

Batch 76680  
Doc 240212

FEB 25 2010

HAVE QUESTIONS ABOUT YOUR ACCOUNT? PLEASE EMAIL US AT: [credit@cdw.com](mailto:credit@cdw.com)

ORDER DATE 02/02/2010	SHIP VIA FedEx Ground (1-2 days)	PURCHASE ORDER NO. 52684	CUSTOMER NO. 1468334	PRODUCT SUBTOTAL	\$1,339.46
SALESPERSON CAREY GETLIN 847-419-8227 careget@cdw.com		SHIP TO : WATER SERVICE CORP. ATTN:NICK PANNOS 1240 E STATE ST STE 115 PAHRUMP NV 89048-2180		SALES ORDER NUMBER	1B18SD1
				SHIPPING	\$81.24
				SALES TAX	\$95.10
				INVOICE AMOUNT	\$1,515.80
				AMOUNT DUE	\$1,515.80 <u>YO</u>

CDW DIRECT, LLC, AN ILLINOIS CORPORATION FEIN 38-4536079



652300H

MAKE CHECKS PAYABLE TO:



CDW Direct, LLC  
PO Box 75723  
Chicago, IL 60675-5723

RETURN SERVICE REQUESTED



0202



WATER SERVICE CORP.  
TOM OSTLER  
2335 SANDERS RD  
NORTHBROOK, IL 60062-6108

PLEASE DETACH AND RETURN THIS PORTION WITH YOUR PAYMENT

INVOICE NUMBER RPX8060	INVOICE DATE 02/02/2010	CUSTOMER NUMBER 1468334
PRODUCT SUBTOTAL \$1,339.46	SHIPPING \$81.24	SALES TAX \$95.10
INVOICE AMOUNT \$1,515.80	AMOUNT DUE \$1,515.80	



CDW DIRECT, LLC  
PO BOX 75723  
CHICAGO, IL 60675-5723



**3001340**  
**The Right Technology.**  
**Right Away.™**  
 VISIT CDW ON THE INTERNET [www.cdw.com](http://www.cdw.com)

INVOICE DATE	INVOICE NUMBER	INVOICE TERMS	DUE DATE
02/15/2010	RSN8061	NET 30 Days	03/17/2010

OUR PART NO.	DESCRIPTION	QTY ORD	QTY SHIP	QTY B/O	UNIT PRICE	TOTAL
823652	TRIPP SMART ONLINE 2200VA UPS Manufacture Part Number: SU2200RXL2UA	1	1	0	\$964.99	\$964.99
297537	TRIPP EXT BATT PACK SMART PRO RM Manufacture Part Number: BP48V24-2U	1	1	0	\$374.47	\$374.47
					Batch	<u>76756</u>
					Doc	<u>240288</u>

FEB 26 2010

HAVE QUESTIONS ABOUT YOUR ACCOUNT? PLEASE EMAIL US AT: [credit@cdw.com](mailto:credit@cdw.com)

ORDER DATE 02/15/2010	SHIP VIA Dynamex Messenger Overnight 10:	PURCHASE ORDER NO. 53370	CUSTOMER NO. 1468334	PRODUCT SUBTOTAL	\$1,339.46
SALESPERSON CAREY GETLIN 847-419-8227 <a href="mailto:careget@cdw.com">careget@cdw.com</a>		SHIP TO: UTILITIES, INC. ATTN:NICK PANNOS 2335 SANDERS ROAD NORTHBROOK IL 60062		SALES ORDER NUMBER	1B1CVPB
				SHIPPING	\$30.68
				SALES TAX	\$93.78
				INVOICE AMOUNT	\$1,463.90
				AMOUNT DUE	\$1,463.90 <b>YO</b>

CDW DIRECT, LLC, AN ILLINOIS CORPORATION FEIN 36-4530079



652300H

MAKE CHECKS PAYABLE TO:



CDW Direct, LLC  
 PO Box 75723  
 Chicago, IL 60675-5723

RETURN SERVICE REQUESTED



0101

WATER SERVICE CORP.  
 TOM OSTLER  
 2335 SANDERS RD  
 NORTHBROOK, IL 60062-6108

PLEASE DETACH AND RETURN THIS PORTION WITH YOUR PAYMENT

INVOICE NUMBER	INVOICE DATE	CUSTOMER NUMBER
RSN8061	02/15/2010	1468334
PRODUCT SUBTOTAL	SHIPPING	SALES TAX
\$1,339.46	\$30.68	\$93.78
INVOICE AMOUNT	AMOUNT DUE	
\$1,463.90	\$1,463.90	

CDW DIRECT, LLC  
 PO BOX 75723  
 CHICAGO, IL 60675-5723

3007913

Batch 75175

Doc 233350

# CHARLOTTE Marriott EXECUTIVE PARK

5700 Westpark Drive, Charlotte, North Carolina 28210 (704) 527-9650


CAROLINA WATER  
ATTN: DONNA STEGALL  
5701 WESTPARK DRIVE  
CHARLOTTE NC 28201

DATE 01/26/10  
ACCT# TR 613

PLEASE RETURN THIS PORTION WITH YOUR REMITTANCE \$ \_\_\_\_\_

DATE	REFERENCE	CHARGES	CREDITS	BALANCE DUE
01/25	SASIC/KAREN	253.42		253.42
				253.42

Blu 102106  
PO 52620  
Doc 55084  
Batch 75073



Send remittance to:  
**Marriott Charlotte**  
**Executive Park**  
P.O. Box 60301  
Charlotte, NC 28260-0301

CURRENT	30 TO 60 DAYS	60 TO 90 DAYS	OVER 90 DAYS	TOTAL DUE
253.42	.00	.00	.00	253.42

Payment is due immediately upon receipt of this statement. In the event payment is not made within 25 days after receipt of the original of this statement, the Hotel may immediately impose a LATE PAYMENT CHARGE on the unpaid balance at the rate of the lower of 1.5% per month (ANNUAL RATE 18%) or the maximum allowed by law, all reasonable costs of collection, including attorney fees. Please contact the Hotel's Controller's Office if you have any questions regarding this Agreement.





**CHARLOTTE EXEC PARK MARRIOTT**

**GUEST FOLIO**

**1417 SASIC/KAREN**      **109.00 01/22/10 15:17 7710**  
 ROOM      NAME      RATE      DEPART      TIME      ACCT#  
**NSDB CAROLINA WATER**      **01/20/10 20:29**  
 TYPE      ARRIVE      TIME  
**2 5701 WESTPARK DR**      **PASSPORT:**  
 ROOM      **CHARLOTTE NC**      **CA**  
 CLERK      **28201**      **PAYMENT**      **MR#:**  
             ADDRESS

DATE	REFERENCE	CHARGES	CREDITS	BALANCE DUE
01/20	ROOM	1417, 1		109.00
01/20	SALES TX	1417, 1		8.99
01/20	OCC TAX	1417, 1		8.72
01/21	ROOM	1417, 1		109.00
01/21	SALES TX	1417, 1		8.99
01/21	OCC TAX	1417, 1		8.72
01/22	CASH	0 STAT		.00

**253.42**

**WANT YOUR FINAL HOTEL BILL BY EMAIL? JUST ASK THE FRONT DESK!  
 SEE "INTERNET PRIVACY STATEMENT" ON MARRIOTT.COM**



**CHARLOTTE EXEC PARK MARRIOTT  
 5700 WESTPARK DR  
 CHARLOTTE, NC 28217**

This statement is your only receipt. You have agreed to pay in cash or by approved personal check or to authorize us to charge your credit card for all amounts charged to you. The amount shown in the credits column opposite any credit card entry in the reference column above will be charged to the credit card number listed above. (The credit card company will bill in the usual manner.) If for any reason the credit card company does not make payment on this account, you will owe us such amount. If you are direct billed, in the event payment is not made within 23 days after check-out, you will owe us interest from the check-out date on any unpaid account at the rate of 3.5% per month (ANNUAL RATE 18%), or the maximum allowed by law, plus the reasonable cost of collection, including attorney fees.

Signature X

**Janice Harrell**

---

**From:** Karen Sasic  
**Sent:** Wednesday, February 03, 2010 9:39 AM  
**To:** Janice Harrell  
**Subject:** Invoice  
**Attachments:** 2010-02-02@08[1].50.14.pdf

Hi Janice,

Can you please process the attached invoice for payment? Please let me know if you have any questions.

Thank you!  
Karen Sasic

# TRComm

RECEIVED

FEB 10 2010

# INVOICE

300/665

Business Products, Inc.

1604 Barclay Blvd., Buffalo Grove, IL 60089  
Phone (847) 465-6060 Fax (847) 465-6080  
www.tricommbpi.com

INVOICE NUMBER 012679

INVOICE DATE 02/09/10  
PAGE NO: 1

BILL TO

UTILITIES, INC.  
2335 SANDERS RD.  
NORTHBROOK IL 60062

SHIP TO

UTILITIES, INC. CENTRAL NEVADA  
1240 E. STATE STREET  
SUITE 115  
PAHRUMP NV 89048

YOUR ACCOUNT 96303 YOUR PURCHASE ORDER 52997, 102106 SALESPERSON 1 OUR REF 012679 DUE DATE 03/11/10

CONTRACT SHIPPED BY UPS FOB POINT PHONE (775)727-7877 CODE ---001 ROUTE 4-0

MFR ITEM NUMBER ITEM DESCRIPTION UNIT PRICE EXTENDED ST

LINE	MFR	ITEM NUMBER	ITEM DESCRIPTION	UNIT PRICE	EXTENDED	ST
1	PLN	CS70	PLANTRONICS BR OVER-EAR			
	11	Ea	0	210.00	2310.00	U
2	PLH	RD1	RING/DTCTR ADAPTER F/SHRTEL			
	11	Ea	0	19.59	215.49	U

Batch 76202  
Doc 237104

PLEASE PAY FROM THIS INVOICE

Overall savings on this invoice is \$1215.06

Received By: \_\_\_\_\_

1.0% 10 Days,  
Net 30 days from date of Invoice

SUB TOTAL 2525.49  
TAX 0.00  
NET TO PAY \$2525.49

\*\* Thank You For Your Order! \*\*



8514 Cherry Lake Rd.  
Groveland, FL 34736

Vendor-  
3029271

201080

Invoice #

Phone #  
407-948-4730

1151

Fax #  
352-243-6857

Date  
1/26/2010

Batch 75739

BU 102104

PO # 52863

235786

Doc # 302171  
batch # 75541

Bill To

Utilities Inc.  
200 Weathersfield Ave.  
Altamonte Springs, FL 32714

P.O. No.  
Don Sudduth

Terms  
Due on receipt

Due Date  
1/26/2010

Description	Amount
Service call 1-14-2010 demo existing underground branch circuit- 1 hour labor	90.00
Trip charge 1-14-2010	30.00
Service call 1-20-2010 install customer furnished partition connections and relocate 2 switches- 4 hours labor	360.00
Trip charge 1-20-2010	50.00
Material: 2- deep gangable cut-in boxes, 2 box retainer clips, 2- 1/2" flex connector, 3' 1/2" flex conduit, 36' #12 thin cu wire, 10 red wire nuts, 1- ground screw, 1 2gang blank plate.	23.15
<del>1152863</del>	
1	
RECEIVED FEB 08 2010	ENTERED FEB 09 2010
Thank you for your business.	<b>Total</b> 5573.15

Past due balances are subject to a service charge of 1-1/2% per month. In the event that this account is placed in the hands of an attorney for collection, the purchaser agrees to pay all costs of collection, including a reasonable attorney fee, and if suit becomes necessary, the correct venue is Lake County, Florida.

3008217

**ALT CTI**

Phone: 866-955-3880  
P.O. Box 17544  
Clearwater, FL 33762



Batch 76577 Invoice  
Number: **14002**  
Doc 23910 Date: 2/4/2010

**Bill-To**

Attn: Attn.: Accounts Payables  
Utilites, Inc.  
2335 Sanders Road  
Northbrook, IL 60062 USA

**Ship-To**

Attn: Linda Matthews  
Carolina Water Service  
5701 Westpark Dr.  
Suite 101  
Charlotte, NC 28224 U.S.A.  
Phone: (910) 949-2010

Source: SO No. 13680

*p.o. 53738*

Acct. No.	A/R Cust. No.	Acct. ID	Customer PO	Reference	Sales Rep	Ship Via	Terms
884	Carolina Water Service	1200001038	2010188 LCM	182220	Barry Hurdle		Due Upon Receipt

*Pulled in one, cat 5 and ground wire from data rack to phone closet terminated data on both ends. Ground phone system and lines at KSU. Left ground wire curled up by data rack other end is terminated.*

Qty.	Item ID	Description	UOM	Ea. Price	Total
1.00	IN-D1	CAT5E Data Cable on Plenum Fire-Rated Teflon Cable with RJ45 Jack recommended to CAT5 Patch Panel	EA	\$130.00	\$130.00
1.50	LABOR	Labor Hours	EA	\$110.00	\$165.00
1.00	TripCharge	Trip or Truck Charge for Premise Visit	EA	\$80.00	\$80.00
				Item Total:	\$375.00
				Sales Tax:	\$0.00
				<b>Total Amount Due:</b>	<b>\$375.00</b>

*email LINDA  
p.o.?*

RECEIVED  
FEB 11 2010

Due Upon Receipt, Remit to : ALT CTI, INC, P.O. BOX 17544, CLEARWATER, FL 33762

(\* denotes repair item)

14002

**ALT CTI**

Phone: 866-955-3880

P.O. Box 17544  
Clearwater, FL 33762



**Service Order**

Number: **13680**

Date: **01/26/2010**

Account No. 884 ID: 1200001038  
Carolina Water Service  
501 Westpark Dr.  
Suite 101  
Charlotte NC 28224 U.S.A.  
Account Phone: (704) 525-7990 Main  
Contact: Linda Matthews Contact Phone: (910) 949-2010  
ec: 204

SO Reference: 182220  
Received: 4:15 pm on 01/26/2010  
Opened: 4:15PM on 1/26/2010

*800-248-2383*

Service Zone: NC

Desc: dmarc to server rack needs ground w/	Priority: Medium	Status: Open	Taken By: Bridg Richards
System:	Type: TFM	Payment: Cash	Assigned To:
PC Number: 2010188 LCM	Debit/Credit Memo:	Log Number:	Loan Agreement:

Work Requested: Per Linda Matthews- dmarc to server rack needs ground wire, and wire needs to be extended to networking.

PC # 2010188 LCM  
Business Unit Number- 182220

Record labor below	Hours	Record parts used below	Serial Number	Quantity
<i>Pulled in pnc CAT5E</i>		<i>Level SE Red</i>		<i>120FT</i>
<i>And Ground wire From</i>		<i>8 wire INSERTS</i>		<i>2</i>
<i>DATA RACK TO phone closet</i>		<i>Baseboard CRACKS</i>		<i>2</i>
<i>TERMINATED DATA ON BOTH</i>		<i>GROUND WIRE</i>		<i>120FT</i>
<i>Found Ground phone SYSTEM</i>		<i>GROUND BAR</i>		<i>1</i>
<i>and wires AT KSWA LOFT</i>				

*Ground wire curled up  
BY DATA RACK, other end  
is terminated.*

*TRAVEL TIME*  
*2/1/10 145 200-430 Terry*

Date: *1/26/10*

To Travel Time: \_\_\_\_\_

Arrived at: *2:00*

Departed at: *4:30*

From Travel Time: \_\_\_\_\_

CUSTOMER SIGNATURE: \_\_\_\_\_


*[Handwritten Signature]*

TECH SIGNATURE: \_\_\_\_\_

*David Grice*

**ALT CTI**

Phone: 866-955-3880  
 P.O. Box 17544  
 Clearwater, FL 33762

**Invoice**

Number: **14002**  
 Date: **2/4/2010**

**Bill-To**

Attn: Attn.: Accounts Payables  
 Utilites, Inc.  
 2335 Sanders Road  
 Northbrook, IL 60062 USA

**Ship-To**

Attn: Linda Matthews  
 Carolina Water Service  
 5701 Westpark Dr.  
 Suite 101  
 Charlotte, NC 28224 U.S.A.  
 Phone: (910) 949-2010

Source: SO No. 13680

P.O. 52881

Acct. No.	A/R Cust. No.	Acct. ID	Customer PO	Reference	Sales Rep	Ship Via	Terms
884	Carolina Water Service	1200001038	2010188 LCM	182220	Barry Hurdle		Due Upon Receipt

*Pulled in one, cat 5 and ground wire from data rack to phone closet terminated data on both ends. Ground phone system and lines at KSU. Left ground wire curled up by data rack other end is terminated.*

Qty.	Item ID	Description	UOM	Ea. Price	Total
1.00	IN-D1	CAT5E Data Cable on Plenum Fire-Rated Teflon Cable with RJ45 Jack recommended to CAT5 Patch Panel	EA	\$130.00	\$130.00
1.50	LABOR	Labor Hours	EA	\$110.00	\$165.00
1.00	TripCharge	Trip or Truck Charge for Premise Visit	EA	\$80.00	\$80.00
				Item Total:	\$375.00
				Sales Tax:	\$0.00
				<b>Total Amount Due:</b>	<b>\$375.00</b>

RECEIVED

FEB 05 2010

Due Upon Receipt, Remit to : ALT CTI, INC, P.O. BOX 17544, CLEARWATER, FL 33762

(\* denotes repair item)

invoice.rpt

Printed: 02/04/2010, 1:14 PM

Page 1

**Janice Harrell**

---

**From:** Linda Matthews  
**Sent:** Monday, February 22, 2010 4:08 AM  
**To:** Janice Harrell  
**Subject:** RE: ALT CTI Invoice

Good Morning Janice

I think I've got this fixed. ☺ The new PO is 53738. Let me know if it's not right.

Thanks,  
Linda

---

**From:** Janice Harrell  
**Sent:** Friday, February 19, 2010 2:14 PM  
**To:** Linda Matthews  
**Cc:** Toni Federico  
**Subject:** FW: ALT CTI Invoice

Hi Linda,

Have you had the chance to cancel P.O. 52881 and create a new one with the business unit Toni said to use? Please let me know what the new P.O. # is and when it is ready for me to process for payment.

Thanks,  
Janice

---

**From:** Janice Harrell  
**Sent:** Friday, February 05, 2010 9:48 AM  
**To:** Linda Matthews  
**Cc:** Toni Federico  
**Subject:** RE: ALT CTI Invoice

Hi Linda,

Per Toni, please cancel P.O. 52881 and put the business unit to 102106 instead of 182220. Let me know the new P.O. #.

Thanks,  
Janice

---

**From:** Linda Matthews  
**Sent:** Friday, February 05, 2010 9:31 AM  
**To:** Janice Harrell  
**Subject:** RE: ALT CTI Invoice

Hi Janice,

2/23/2010



Here's the PO 52881.

I tried to enter this to 2010188 but it wouldn't allow me to add anything to this project. I went ahead and entered it just to Charlotte so I hope this is okay.

Let me know if any problems.

Thanks.

Linda Matthews  
Customer Care Manager

---

**From:** Janice Harrell  
**Sent:** Friday, February 05, 2010 9:34 AM  
**To:** Linda Matthews  
**Subject:** FW: ALT CTI Invoice

Hi Linda,

Can you provide a P.O. # for this invoice?

Thanks,  
Janice

---

**From:** Linda Cantrell [mailto:lcantrell@altcti.com]  
**Sent:** Thursday, February 04, 2010 12:16 PM  
**To:** Linda Matthews  
**Subject:** ALT CTI Invoice

We greatly appreciate your business. We have attached your invoice for the work requested.

Thank you for processing payment for the attached invoice

ALT Computer Technology, Inc.  
P.O Box 17544  
Clearwater, FL 33762

Office.: (866)955-3880  
Fax.....: (770)955-3890

Nationwide - we do your entire data network and phone system

2/23/2010

**Janice Harrell**

---

**From:** Janice Harrell  
**Sent:** Friday, February 19, 2010 1:14 PM  
**To:** Linda Matthews  
**Cc:** Toni Federico  
**Subject:** FW: ALT CTI Invoice

Hi Linda,

Have you had the chance to cancel P.O. 52881 and create a new one with the business unit Toni said to use? Please let me know what the new P.O. # is and when it is ready for me to process for payment.

Thanks,  
Janice

---

**From:** Janice Harrell  
**Sent:** Friday, February 05, 2010 9:48 AM  
**To:** Linda Matthews  
**Cc:** Toni Federico  
**Subject:** RE: ALT CTI Invoice

Hi Linda,

Per Toni, please cancel P.O. 52881 and put the business unit to 102106 instead of 182220. Let me know the new P.O. #.

Thanks,  
Janice

---

**From:** Linda Matthews  
**Sent:** Friday, February 05, 2010 9:31 AM  
**To:** Janice Harrell  
**Subject:** RE: ALT CTI Invoice

Hi Janice,

Here's the PO 52881.

I tried to enter this to 2010188 but it wouldn't allow me to add anything to this project. I went ahead and entered it just to Charlotte so I hope this is okay.

Let me know if any problems.

Thanks.

Linda Matthews  
Customer Care Manager

2/19/2010

**Janice Harrell**

---

**From:** Janice Harrell  
**Sent:** Friday, February 05, 2010 9:48 AM  
**To:** Linda Matthews  
**Cc:** Toni Federico  
**Subject:** RE: ALT CTI Invoice

Hi Linda,

Per Toni, please cancel P.O. 52881 and put the business unit to 102106 instead of 182220. Let me know the new P.O. #.

Thanks,  
Janice

---

**From:** Linda Matthews  
**Sent:** Friday, February 05, 2010 9:31 AM  
**To:** Janice Harrell  
**Subject:** RE: ALT CTI Invoice

Hi Janice,

Here's the PO 52881.

I tried to enter this to 2010188 but it wouldn't allow me to add anything to this project. I went ahead and entered it just to Charlotte so I hope this is okay.

Let me know if any problems.

Thanks.

Linda Matthews  
Customer Care Manager

---

**From:** Janice Harrell  
**Sent:** Friday, February 05, 2010 9:34 AM  
**To:** Linda Matthews  
**Subject:** FW: ALT CTI Invoice

Hi Linda,

Can you provide a P.O. # for this invoice?

Thanks,  
Janice

---

**From:** Linda Cantrell [mailto:lcantrell@altcti.com]

2/5/2010

**Janice Harrell**

---

**From:** Linda Matthews  
**Sent:** Friday, February 05, 2010 9:31 AM  
**To:** Janice Harrell  
**Subject:** RE: ALT CTI Invoice

Hi Janice,

Here's the PO 52881.

I tried to enter this to 2010188 but it wouldn't allow me to add anything to this project. I went ahead and entered it just to Charlotte so I hope this is okay.

Let me know if any problems.

Thanks.

Linda Matthews  
Customer Care Manager

---

**From:** Janice Harrell  
**Sent:** Friday, February 05, 2010 9:34 AM  
**To:** Linda Matthews  
**Subject:** FW: ALT CTI Invoice

Hi Linda,

Can you provide a P.O. # for this invoice?

Thanks,  
Janice

---

**From:** Linda Cantrell [mailto:lcantrell@altcti.com]  
**Sent:** Thursday, February 04, 2010 12:16 PM  
**To:** Linda Matthews  
**Subject:** ALT CTI Invoice

We greatly appreciate your business. We have attached your invoice for the work requested.

Thank you for processing payment for the attached invoice

ALT Computer Technology, Inc.  
P.O Box 17544  
Clearwater, FL 33762

2/5/2010

**Janioe Harrell**

---

**From:** Janice Harrell  
**Sent:** Friday, February 05, 2010 8:34 AM  
**To:** Linda Matthews  
**Subject:** FW: ALT CTI Invoice  
**Attachments:** Invoice14002.pdf

Hi Linda,

Can you provide a P.O. # for this invoice?

Thanks,  
Janice

---

**From:** Linda Cantrell [mailto:lcantrell@altcti.com]  
**Sent:** Thursday, February 04, 2010 12:16 PM  
**To:** Linda Matthews  
**Subject:** ALT CTI Invoice

We greatly appreciate your business. We have attached your invoice for the work requested.

Thank you for processing payment for the attached invoice

ALT Computer Technology, Inc.  
P.O Box 17544  
Clearwater, FL 33762

Office.: (866)955-3880  
Fax.....: (770)955-3890

Nationwide - we do your entire data network and phone system

(Service Order 13680)

54886

# Invoice

3028772

## Transcend Communications

2101 NE Kennedy St.  
Minneapolis, MN 55413  
Phone 763-463-1000 Fax 763-463-1100

INVOICE: UTIN  
DATE: 01/13/2010

**BILL TO:**

UTILITIES INCORPORATED  
2335 SANDERS ROAD  
NORTHBROOK, IL 50062

**SHIP TO:**

UTILITIES INCORPORATED  
5 LOCATIONS

Batch 78420

Doc 246260

**COMMENTS OR SPECIAL INSTRUCTIONS:**

SALESPERSON	P.O. NUMBER	REQUISITIONER	SHIPPED VIA	F.O.B. POINT	TERMS
Jim Anderson		Don Sudduth	Best Way		On Receipt

Quantity	DESCRIPTION	Project Total	Progress Pmt
1	ShoreTel Phone System Project - 30% Progress Payment	260,268.78	78,080.63

MAR 23 2010

TOTAL DUE \$78,080.63

*TO*

Make all checks payable to Transcend Communications and mail to the above address.  
If you have any questions concerning this invoice, please contact Julie Mercer at 763-488-6058

Thank you for your business!

3028772

**Transcend Communications**

2101 NE Kennedy St.

Minneapolis, MN 55413

Phone 763-463-1000 Fax 763-463-1100

**Summary**

59236

DATE: 03/30/2010

**BILL TO:**

UTILITIES INCORPORATED

2335 SANDERS ROAD

NORTHBROOK, IL 50062

**SHIP TO:**

UTILITIES INCORPORATED

5 LOCATIONS

Batch 81937

Doc 259024

**COMMENTS OR SPECIAL INSTRUCTIONS:**

SALESPERSON	P.O. NUMBER	REQUISITIONER	SHIPPED VIA	F.O.B. POINT	TERMS
Jim Anderson		Don Sudduth	Best Way		On Receipt

Invoice	DESCRIPTION	Total
41093	Northbrook, IL	115,797.84
41013	Altamonte Springs, FL	69,782.24
41228	Oak Brook, IL	19,089.73
41630	Charlotte, NC	41,925.91
41088	Pahrump, NV	39,280.46
<b>SUBTOTAL</b>		<b>285,876.18</b>
DOWN PAYMENT APPLIED		(130,134.39)
DOWN PAYMENT APPLIED		(22,675.20)
DOWN PAYMENT APPLIED		(78,080.63)
<b>TOTAL DUE</b>		<b>\$54,985.96</b>

TO

Make all checks payable to Transcend Communications and mail to the above address.  
If you have any questions concerning this invoice, please contact Julie Mercer at 763-488-6058

Thank you for your business!

CO	BU	OBJ	SUB	DESCRIPTION	TY	DOC	DATE	DEBIT	CREDIT	NET	LT	PC	COMMENT
105	2010188	2856	801	CAPTIVE SUSPENSE RECLASS-1	JE	261813	7/1/2009	73.80	-	73.80	AA	P	Please see 'JE 261813' tab for the name and hours of Captive.
105	2010188	2856	801	CAPTIVE SUSPENSE RECLASS-1	JE	261813	7/1/2009	55.41	-	55.41	AA	P	Please see 'JE 261813' tab for the name and hours of Captive.
105	2010188	2856	801	CAPTIVE SUSPENSE RECLASS-1	JE	261813	7/1/2009	184.50	-	184.50	AA	P	Please see 'JE 261813' tab for the name and hours of Captive.
105	2010188	2856	801	CAPTIVE SUSPENSE RECLASS-1	JE	261813	7/1/2009	132.76	-	132.76	AA	P	Please see 'JE 261813' tab for the name and hours of Captive.
105	2010188	2856	801	CAPTIVE SUSPENSE RECLASS-1	JE	261813	7/1/2009	147.60	-	147.60	AA	P	Please see 'JE 261813' tab for the name and hours of Captive.
105	2010188	2856	801	CAPTIVE SUSPENSE RECLASS-1	JE	261813	7/1/2009	110.70	-	110.70	AA	P	Please see 'JE 261813' tab for the name and hours of Captive.
105	2010188	2856	801	CAPTIVE SUSPENSE RECLASS-1	JE	261813	7/1/2009	159.36	-	159.36	AA	P	Please see 'JE 261813' tab for the name and hours of Captive.
105	2010188	2856	801	CAPTIVE SUSPENSE RECLASS-1	JE	261813	7/1/2009	36.94	-	36.94	AA	P	Please see 'JE 261813' tab for the name and hours of Captive.
105	2010188	2856	801	CAPTIVE SUSPENSE RECLASS-1	JE	261813	7/1/2009	75.86	-	75.86	AA	P	Please see 'JE 261813' tab for the name and hours of Captive.
105	2010188	2856	801	CAPTIVE SUSPENSE RECLASS-1	JE	261813	7/1/2009	55.35	-	55.35	AA	P	Please see 'JE 261813' tab for the name and hours of Captive.
105	2010188	2856	801	CAPTIVE SUSPENSE RECLASS-1	JE	261813	7/1/2009	65.75	-	65.75	AA	P	Please see 'JE 261813' tab for the name and hours of Captive.
105	2010188	2856	801	CAPTIVE SUSPENSE RECLASS-1	JE	261813	7/1/2009	73.80	-	73.80	AA	P	Please see 'JE 261813' tab for the name and hours of Captive.
105	2010188	2856	801	CAPTIVE SUSPENSE RECLASS-1	JE	261813	7/1/2009	43.83	-	43.83	AA	P	Please see 'JE 261813' tab for the name and hours of Captive.
105	2010188	2856	801	CAPTIVE SUSPENSE RECLASS-1	JE	261813	7/1/2009	227.58	-	227.58	AA	P	Please see 'JE 261813' tab for the name and hours of Captive.
105	2010188	2856	801	CAPTIVE SUSPENSE RECLASS-1	JE	261813	7/1/2009	159.36	-	159.36	AA	P	Please see 'JE 261813' tab for the name and hours of Captive.
105	2010188	2856	801	CAPTIVE SUSPENSE RECLASS-1	JE	261813	7/1/2009	37.93	-	37.93	AA	P	Please see 'JE 261813' tab for the name and hours of Captive.
105	2010188	2856	801	CAPTIVE SUSPENSE RECLASS-1	JE	261813	7/1/2009	185.92	-	185.92	AA	P	Please see 'JE 261813' tab for the name and hours of Captive.
105	2010188	2856	801	CAPTIVE SUSPENSE RECLASS-1	JE	261813	7/1/2009	212.48	-	212.48	AA	P	Please see 'JE 261813' tab for the name and hours of Captive.
105	2010188	2856	801	CAPTIVE SUSPENSE RECLASS-1	JE	261813	7/1/2009	159.36	-	159.36	AA	P	Please see 'JE 261813' tab for the name and hours of Captive.
105	2010188	2856	801	CAPTIVE SUSPENSE RECLASS-1	JE	261813	7/1/2009	92.25	-	92.25	AA	P	Please see 'JE 261813' tab for the name and hours of Captive.
105	2010188	2856	801	CAPTIVE SUSPENSE RECLASS-1	JE	261813	7/1/2009	55.35	-	55.35	AA	P	Please see 'JE 261813' tab for the name and hours of Captive.



105	2010188	2856	801	CAPTIVE SUSPENSE RECLASS-1	JE	261813	7/1/2009	65.75	-	65.75	AA	P	Please see 'JE 261813' tab for the name and hours of Captive.
105	2010188	2856	801	CAPTIVE SUSPENSE RECLASS-1	JE	261813	7/1/2009	442.80	-	442.80	AA	P	Please see 'JE 261813' tab for the name and hours of Captive.
105	2010188	2856	801	CAPTIVE SUSPENSE RECLASS-1	JE	261813	7/1/2009	73.88	-	73.88	AA	P	Please see 'JE 261813' tab for the name and hours of Captive.
105	2010188	2856	801	CAPTIVE SUSPENSE RECLASS-1	JE	261813	7/1/2009	110.70	-	110.70	AA	P	Please see 'JE 261813' tab for the name and hours of Captive.
105	2010188	2856	801	CAPTIVE SUSPENSE RECLASS-1	JE	261813	7/1/2009	36.94	-	36.94	AA	P	Please see 'JE 261813' tab for the name and hours of Captive.
105	2010188	2856	801	CAPTIVE SUSPENSE RECLASS-1	JE	261813	7/1/2009	55.41	-	55.41	AA	P	Please see 'JE 261813' tab for the name and hours of Captive.
105	2010188	2856	801	CAPTIVE SUSPENSE RECLASS	JE	263248	8/31/2009	18.45	-	18.45	AA	P	Please see 'JE 263248' tab for the name and hours of Captive.
105	2010188	2856	801	CAPTIVE SUSPENSE RECLASS	JE	263248	8/31/2009	36.90	-	36.90	AA	P	Please see 'JE 263248' tab for the name and hours of Captive.
105	2010188	2856	801	CAPTIVE SUSPENSE RECLASS	JE	263248	8/31/2009	73.80	-	73.80	AA	P	Please see 'JE 263248' tab for the name and hours of Captive.
105	2010188	2856	801	CAPTIVE SUSPENSE RECLASS	JE	263248	8/31/2009	36.90	-	36.90	AA	P	Please see 'JE 263248' tab for the name and hours of Captive.
105	2010188	2856	801	CAPTIVE SUSPENSE RECLASS	JE	263248	8/31/2009	73.80	-	73.80	AA	P	Please see 'JE 263248' tab for the name and hours of Captive.
105	2010188	2856	801	CAPTIVE SUSPENSE RECLASS	JE	263248	8/31/2009	110.70	-	110.70	AA	P	Please see 'JE 263248' tab for the name and hours of Captive.
105	2010188	2856	801	CAPTIVE SUSPENSE RECLASS	JE	263248	8/31/2009	129.15	-	129.15	AA	P	Please see 'JE 263248' tab for the name and hours of Captive.
105	2010188	2856	801	CAPTIVE SUSPENSE RECLASS	JE	263248	8/31/2009	36.90	-	36.90	AA	P	Please see 'JE 263248' tab for the name and hours of Captive.
105	2010188	2856	801	CAPTIVE SUSPENSE RECLASS	JE	263248	8/31/2009	73.80	-	73.80	AA	P	Please see 'JE 263248' tab for the name and hours of Captive.
105	2010188	2856	801	CAPTIVE SUSPENSE RECLASS	JE	263248	8/31/2009	110.70	-	110.70	AA	P	Please see 'JE 263248' tab for the name and hours of Captive.
105	2010188	2856	801	CAPTIVE SUSPENSE RECLASS	JE	263248	8/31/2009	350.55	-	350.55	AA	P	Please see 'JE 263248' tab for the name and hours of Captive.
105	2010188	2856	801	CAPTIVE SUSPENSE RECLASS	JE	263248	8/31/2009	110.70	-	110.70	AA	P	Please see 'JE 263248' tab for the name and hours of Captive.
105	2010188	2856	801	CAPTIVE SUSPENSE RECLASS	JE	263248	8/31/2009	73.80	-	73.80	AA	P	Please see 'JE 263248' tab for the name and hours of Captive.
105	2010188	2856	801	CAPTIVE SUSPENSE RECLASS	JE	263248	8/31/2009	73.80	-	73.80	AA	P	Please see 'JE 263248' tab for the name and hours of Captive.
105	2010188	2856	801	CAPTIVE SUSPENSE RECLASS	JE	263248	8/31/2009	73.80	-	73.80	AA	P	Please see 'JE 263248' tab for the name and hours of Captive.

105	2010188	2856	801	CAPTIVE SUSPENSE RECLASS	JE	263248	8/31/2009	36.90	-	36.90	AA	P	Please see 'JE 263248' tab for the name and hours of Captive.
105	2010188	2856	801	CAPTIVE SUSPENSE RECLASS	JE	263248	8/31/2009	36.90	-	36.90	AA	P	Please see 'JE 263248' tab for the name and hours of Captive.
105	2010188	2856	801	CAPTIVE SUSPENSE RECLASS	JE	263248	8/31/2009	73.80	-	73.80	AA	P	Please see 'JE 263248' tab for the name and hours of Captive.
105	2010188	2856	801	CAPTIVE SUSPENSE RECLASS	JE	263248	8/31/2009	36.90	-	36.90	AA	P	Please see 'JE 263248' tab for the name and hours of Captive.
105	2010188	2856	801	CAPTIVE SUSPENSE RECLASS	JE	263296	8/31/2009	258.30	-	258.30	AA	P	Please see 'JE 263296' tab for the name and hours of Captive.
105	2010188	2856	801	CAPTIVE SUSPENSE RECLASS	JE	263296	8/31/2009	258.30	-	258.30	AA	P	Please see 'JE 263296' tab for the name and hours of Captive.
105	2010188	2856	801	CAPTIVE SUSPENSE RECLASS	JE	263296	8/31/2009	295.20	-	295.20	AA	P	Please see 'JE 263296' tab for the name and hours of Captive.
105	2010188	2856	801	CAPTIVE SUSPENSE RECLASS	JE	263296	8/31/2009	221.40	-	221.40	AA	P	Please see 'JE 263296' tab for the name and hours of Captive.
105	2010188	2856	801	CAPTIVE SUSPENSE RECLASS	JE	263296	8/31/2009	110.70	-	110.70	AA	P	Please see 'JE 263296' tab for the name and hours of Captive.
105	2010188	2856	801	CAPTIVE SUSPENSE RECLASS	JE	263296	8/31/2009	36.90	-	36.90	AA	P	Please see 'JE 263296' tab for the name and hours of Captive.
105	2010188	2856	801	CAPTIVE SUSPENSE RECLASS	JE	263296	8/31/2009	92.25	-	92.25	AA	P	Please see 'JE 263296' tab for the name and hours of Captive.
105	2010188	2856	801	CAPTIVE SUSPENSE RECLASS	JE	263296	8/31/2009	36.90	-	36.90	AA	P	Please see 'JE 263296' tab for the name and hours of Captive.
105	2010188	2856	801	CAPTIVE SUSPENSE RECLASS	JE	263296	8/31/2009	73.80	-	73.80	AA	P	Please see 'JE 263296' tab for the name and hours of Captive.
105	2010188	2856	801	CAPTIVE SUSPENSE RECLASS	JE	263296	8/31/2009	110.70	-	110.70	AA	P	Please see 'JE 263296' tab for the name and hours of Captive.
105	2010188	2856	801	CAPTIVE SUSPENSE RECLASS	JE	264444	9/30/2009	46.13	-	46.13	AA	P	Please see 'JE 264444' tab for the name and hours of Captive.
105	2010188	2856	801	CAPTIVE SUSPENSE RECLASS	JE	264444	9/30/2009	73.80	-	73.80	AA	P	Please see 'JE 264444' tab for the name and hours of Captive.
105	2010188	2856	801	CAPTIVE SUSPENSE RECLASS	JE	264444	9/30/2009	73.80	-	73.80	AA	P	Please see 'JE 264444' tab for the name and hours of Captive.
105	2010188	2856	801	CAPTIVE SUSPENSE RECLASS	JE	264444	9/30/2009	101.48	-	101.48	AA	P	Please see 'JE 264444' tab for the name and hours of Captive.
105	2010188	2856	801	CAPTIVE SUSPENSE RECLASS	JE	264444	9/30/2009	110.70	-	110.70	AA	P	Please see 'JE 264444' tab for the name and hours of Captive.
105	2010188	2856	801	CAPTIVE SUSPENSE RECLASS	JE	264444	9/30/2009	92.25	-	92.25	AA	P	Please see 'JE 264444' tab for the name and hours of Captive.
105	2010188	2856	801	CAPTIVE SUSPENSE RECLASS	JE	264444	9/30/2009	36.90	-	36.90	AA	P	Please see 'JE 264444' tab for the name and hours of Captive.

105	2010188	2856	801	CAPTIVE SUSPENSE RECLASS	JE	264528	9/30/2009	147.60	-	147.60	AA	P	Please see 'JE 264528' tab for the name and hours of Captive.
105	2010188	2856	801	CAPTIVE SUSPENSE RECLASS	JE	264528	9/30/2009	184.50	-	184.50	AA	P	Please see 'JE 264528' tab for the name and hours of Captive.
105	2010188	2856	801	CAPTIVE SUSPENSE RECLASS	JE	264528	9/30/2009	55.35	-	55.35	AA	P	Please see 'JE 264528' tab for the name and hours of Captive.
105	2010188	2856	801	CAPTIVE SUSPENSE RECLASS	JE	264528	9/30/2009	55.35	-	55.35	AA	P	Please see 'JE 264528' tab for the name and hours of Captive.
105	2010188	2856	801	CAPTIVE SUSPENSE RECLASS	JE	264528	9/30/2009	73.80	-	73.80	AA	P	Please see 'JE 264528' tab for the name and hours of Captive.
105	2010188	2856	801	CAPTIVE SUSPENSE RECLASS	JE	264528	9/30/2009	110.70	-	110.70	AA	P	Please see 'JE 264528' tab for the name and hours of Captive.
105	2010188	2856	801	PRELIMINARY SURVEY 2856 CLEAN	JE	264764	9/30/2009	-	(61,347.70)	(61,347.70)	AA	P	Please see 'JE 264764' tab for the name and hours of Captive.
105	2010188	2856	801	CAPTIVE SUSPENSE RECLASS	JE	264935	10/31/2009	193.73	-	193.73	AA	P	Please see 'JE 264935' tab for the name and hours of Captive.
105	2010188	2856	801	CAPTIVE SUSPENSE RECLASS	JE	264935	10/31/2009	147.60	-	147.60	AA	P	Please see 'JE 264935' tab for the name and hours of Captive.
105	2010188	2856	801	CAPTIVE SUSPENSE RECLASS	JE	264935	10/31/2009	129.15	-	129.15	AA	P	Please see 'JE 264935' tab for the name and hours of Captive.
105	2010188	2856	801	CAPTIVE SUSPENSE RECLASS	JE	264935	10/31/2009	119.93	-	119.93	AA	P	Please see 'JE 264935' tab for the name and hours of Captive.
105	2010188	2856	801	CAPTIVE SUSPENSE RECLASS	JE	264935	10/31/2009	230.63	-	230.63	AA	P	Please see 'JE 264935' tab for the name and hours of Captive.
105	2010188	2856	801	CAPTIVE SUSPENSE RECLASS	JE	264935	10/31/2009	304.43	-	304.43	AA	P	Please see 'JE 264935' tab for the name and hours of Captive.
105	2010188	2856	801	CAPTIVE SUSPENSE RECLASS	JE	264935	10/31/2009	341.33	-	341.33	AA	P	Please see 'JE 264935' tab for the name and hours of Captive.
105	2010188	2856	801	CAPTIVE SUSPENSE RECLASS	JE	264935	10/31/2009	295.20	-	295.20	AA	P	Please see 'JE 264935' tab for the name and hours of Captive.
105	2010188	2856	801	CAPTIVE SUSPENSE RECLASS	JE	264935	10/31/2009	73.80	-	73.80	AA	P	Please see 'JE 264935' tab for the name and hours of Captive.
105	2010188	2856	801	CAPTIVE SUSPENSE RECLASS	JE	265043	10/31/2009	55.35	-	55.35	AA	P	Please see 'JE 265043' tab for the name and hours of Captive.
105	2010188	2856	801	CAPTIVE SUSPENSE RECLASS	JE	265043	10/31/2009	73.80	-	73.80	AA	P	Please see 'JE 265043' tab for the name and hours of Captive.
105	2010188	2856	801	CAPTIVE SUSPENSE RECLASS	JE	265043	10/31/2009	73.80	-	73.80	AA	P	Please see 'JE 265043' tab for the name and hours of Captive.
105	2010188	2856	801	CAPTIVE SUSPENSE RECLASS	JE	265043	10/31/2009	73.80	-	73.80	AA	P	Please see 'JE 265043' tab for the name and hours of Captive.
105	2010188	2856	801	CAPTIVE SUSPENSE RECLASS	JE	265043	10/31/2009	73.80	-	73.80	AA	P	Please see 'JE 265043' tab for the name and hours of Captive.
105	2010188	2856	801	OCT 09 9660 ADJ	JE	265081	10/31/2009	295.52	-	295.52	AA	P	Please see 'JE 265081' tab for the name and hours of Captive.

105	2010188	2856	801	OCT 09 9660 ADJ	JE	265081	10/31/2009	295.52	-	295.52	AA	P	Please see 'JE 265081' tab for the name and hours of Capttime.
105	2010188	2856	801	OCT 09 9660 ADJ	JE	265081	10/31/2009	295.52	-	295.52	AA	P	Please see 'JE 265081' tab for the name and hours of Capttime.
105	2010188	2856	801	OCT 09 9660 ADJ	JE	265081	10/31/2009	295.52	-	295.52	AA	P	Please see 'JE 265081' tab for the name and hours of Capttime.
105	2010188	2856	801	OCT 09 9660 ADJ	JE	265081	10/31/2009	295.52	-	295.52	AA	P	Please see 'JE 265081' tab for the name and hours of Capttime.
105	2010188	2856	801	OCT 09 9660 ADJ	JE	265081	10/31/2009	295.52	-	295.52	AA	P	Please see 'JE 265081' tab for the name and hours of Capttime.
105	2010188	2856	801	OCT 09 9660 ADJ	JE	265081	10/31/2009	295.52	-	295.52	AA	P	Please see 'JE 265081' tab for the name and hours of Capttime.
105	2010188	2856	801	OCT 09 9660 ADJ	JE	265081	10/31/2009	184.70	-	184.70	AA	P	Please see 'JE 265081' tab for the name and hours of Capttime.
105	2010188	2856	801	OCT 09 9660 ADJ	JE	265081	10/31/2009	110.82	-	110.82	AA	P	Please see 'JE 265081' tab for the name and hours of Capttime.
105	2010188	2856	801	OCT 09 9660 ADJ	JE	265081	10/31/2009	110.82	-	110.82	AA	P	Please see 'JE 265081' tab for the name and hours of Capttime.
105	2010188	2856	801	OCT 09 9660 ADJ	JE	265081	10/31/2009	295.52	-	295.52	AA	P	Please see 'JE 265081' tab for the name and hours of Capttime.
105	2010188	2856	801	REVERSE PROJECT WRITE OFFS	JE	267857	11/30/2009	61,347.70	-	61,347.70	AA	P	Please see 'JE 264764' tab for the name and hours of Capttime.
105	2010188	2856	801	PRELIMINARY SURVEY RECLASS	JE	267902	11/30/2009	-	(424.60)	(424.60)	AA	P	offset
105	2010188	2856	801	PRELIMINARY SURVEY RECLASS	JE	267903	11/30/2009	424.60	-	424.60	AA	P	offset
105	2010188	2856	801	IT OV EXP RECLASS	JE	268573	12/31/2009	130,134.39	-	130,134.39	AA	P	Please see 'JE 268573' tab for the name and hours of Capttime.
105	2010188	2856	801	2010201 SLUDGE HAUL CP EXP WO	JE	268848	12/31/2009	244.40	-	244.40	AA	P	This is 6.5 hours of Capttime for SIGHTLER, CHARLOTTE.
105	2010188	2856	801	IT EXPENSE RECLASS	JE	269229	1/31/2010	18,678.50	-	18,678.50	AA	P	Please see 'JE 269229' tab for the name and hours of Capttime.
105	2010188	2856	801	MOVE CORT FURNITURE OV 54109	JE	269249	1/31/2010	18,676.00	-	18,676.00	AA	P	Please see 'JE 269249' tab for the name and hours of Capttime.
105	2010188	2856	801	RECLASS IT EXPENSES FEB	JE	269447	2/28/2010	1,515.80	-	1,515.80	AA	P	Please see 'JE 269447' tab for the name and hours of Capttime.
105	2010188	2856	801	RECLASS IT EXPENSES FEB	JE	269447	2/28/2010	374.47	-	374.47	AA	P	Please see 'JE 269447' tab for the name and hours of Capttime.
105	2010188	2856	801	RECLASS IT EXPENSES FEB	JE	269447	2/28/2010	964.99	-	964.99	AA	P	Please see 'JE 269447' tab for the name and hours of Capttime.
105	2010188	2856	801	RECLASS IT EXPENSES FEB	JE	269447	2/28/2010	24.44	-	24.44	AA	P	Please see 'JE 269447' tab for the name and hours of Capttime.
105	2010188	2856	801	RECLASS IT EXPENSES FEB	JE	269447	2/28/2010	100.00	-	100.00	AA	P	Please see 'JE 269447' tab for the name and hours of Capttime.

105	2010188	2856	801 MAR 2010 OV RCL TO CP 2010188	JE	269661	3/1/2010	4,241.15	-	4,241.15	AA	P	Please see 'JE 269661' tab for the name and hours of Captive.
105	2010188	2856	801 RECLASS TRANSCEND INVOICE	JE	269982	3/31/2010	78,080.63	-	78,080.63	AA	P	Please see 'JE 269982' tab for the name and hours of Captive.
105	2010188	2856	801 IT EXPENSE TO CAP MAY	JE	271204	5/31/2010	54,985.96	-	54,985.96	AA	P	Please see 'JE 271204' tab for the name and hours of Captive.
105	2010188	2856	801 Barnett, Wendy	PV	176220	7/8/2009	508.80	-	508.80	AA	P	Please see invoice 176220.
105	2010188	2856	801 Dugan, Grace Ann	PV	176222	7/8/2009	229.10	-	229.10	AA	P	Please see invoice 176222.
105	2010188	2856	801 Sightler, Charlotte L	PV	176409	7/8/2009	352.19	-	352.19	AA	P	Please see invoice 176409.
105	2010188	2856	801 Sasic, Karen Lee	PV	181036	7/27/2009	1,086.04	-	1,086.04	AA	P	Please see invoice 181036.
105	2010188	2856	801 SPRINGHILL SUITES OF ORLANDO	PV	198774	9/23/2009	122.08	-	122.08	AA	P	Please see invoice 198774.
105	2010188	2856	801 UTILITIES, INC OF FLORIDA	PV	198850	9/24/2009	61.21	-	61.21	AA	P	Please see invoice 198850.
105	2010188	2856	801 Sasic, Karen Lee	PV	200189	9/29/2009	450.53	-	450.53	AA	P	Please see invoice 200189.
105	2010188	2856	801 Sightler, Charlotte L	PV	200786	10/1/2009	404.85	-	404.85	AA	P	Please see invoice 200786.
105	2010188	2856	801 UTILITIES, INC OF FLORIDA	PV	202522	10/7/2009	97.60	-	97.60	AA	P	Please see invoice 202522.
105	2010188	2856	801 WYNDHAM GLENVIEW SUITES	PV	205911	10/20/2009	1,733.68	-	1,733.68	AA	P	Please see invoice 205911.
105	2010188	2856	801 Casados Jr, Jimmy P	PV	206478	10/21/2009	427.92	-	427.92	AA	P	Please see invoice 206478.
105	2010188	2856	801 Paul D. Burris	PV	206707	10/21/2009	840.70	-	840.70	AA	P	Please see invoice 206707.
105	2010188	2856	801 Paul D. Burris	PV	212614	11/12/2009	45.00	-	45.00	AA	P	Please see invoice 212614.
105	2010188	2856	801 Sudduth, Donald E	PV	212866	11/13/2009	607.32	-	607.32	AA	P	Please see invoice 212866.
105	2010188	2856	801 Sasic, Karen Lee	PV	214527	11/19/2009	605.44	-	605.44	AA	P	Please see invoice 214527.
105	2010188	2856	801 Sightler, Charlotte L	PV	217449	12/2/2009	244.01	-	244.01	AA	P	Please see invoice 217449.
105	2010188	2856	801 Sudduth, Donald E	PV	217805	12/3/2009	2,708.49	-	2,708.49	AA	P	Please see invoice 217805.
105	2010188	2856	801 Sudduth, Donald E	PV	219003	12/9/2009	1,854.08	-	1,854.08	AA	P	Please see invoice 219003.
105	2010188	2856	801 Matthews, Linda C	PV	219365	12/10/2009	412.18	-	412.18	AA	P	Please see invoice 219365.
105	2010188	2856	801 Matthews, Linda C	PV	219368	12/10/2009	52.91	-	52.91	AA	P	Please see invoice 219368.
105	2010188	2856	801 Sasic, Karen Lee	PV	219479	12/10/2009	102.00	-	102.00	AA	P	Please see invoice 219479.
105	2010188	2856	801 Sasic, Karen Lee	PV	219479	12/10/2009	49.35	-	49.35	AA	P	Please see invoice 219479.
105	2010188	2856	801 Lashua, Martin J	PV	221438	12/16/2009	468.95	-	468.95	AA	P	Please see invoice 221438.
105	2010188	2856	801 Sudduth, Donald E	PV	222053	12/21/2009	712.43	-	712.43	AA	P	Please see invoice 222053.
105	2010188	2856	801 Casados Jr, Jimmy P	PV	222245	12/22/2009	257.74	-	257.74	AA	P	Please see invoice 222245.
105	2010188	2856	801 Hopkins, John Robert	PV	225863	1/7/2010	-	(50.70)	(50.70)	AA	P	offset
105	2010188	2856	801 Hopkins, John Robert	PV	225863	1/7/2010	-	(1,253.58)	(1,253.58)	AA	P	offset
105	2010188	2856	801 Hopkins, John Robert	PV	225863	12/31/2009	1,253.58	-	1,253.58	AA	P	offset
105	2010188	2856	801 Hopkins, John Robert	PV	225863	12/31/2009	50.70	-	50.70	AA	P	offset
105	2010188	2856	801 Hopkins, John Robert	PV	227235	1/7/2010	50.70	-	50.70	AA	P	Please see invoice 227235.
105	2010188	2856	801 Sowell, George William	PV	230986	1/25/2010	800.44	-	800.44	AA	P	Please see invoice 230986.
105	2010188	2856	801 Sowell, George William	PV	230987	1/25/2010	1,378.50	-	1,378.50	AA	P	Please see invoice 230987.
105	2010188	2856	801 Lashua, Martin J	PV	234036	2/3/2010	63.50	-	63.50	AA	P	Please see invoice 234036.
105	2010188	2856	801 Sudduth, Donald E	PV	234979	2/9/2010	1,214.03	-	1,214.03	AA	P	Please see invoice 234979.
105	2010188	2856	801 Sudduth, Donald E	PV	234980	2/9/2010	440.88	-	440.88	AA	P	Please see invoice 234980.
105	2010188	2856	801 COMFORT INN-EXECUTIVE PARK	PV	236864	2/16/2010	127.86	-	127.86	AA	P	Please see invoice 236864.
105	2010188	2856	801 Sudduth, Donald E	PV	238666	2/22/2010	1,918.95	-	1,918.95	AA	P	Please see invoice 238666.

105	2010188	2856	801	Sudduth, Donald E	PV	238669	2/22/2010	193.87	-	193.87	AA	P	Please see invoice 238669.
105	2010188	2856	801	COMFORT INN-EXECUTIVE PARK	PV	239601	2/24/2010	191.79	-	191.79	AA	P	Please see invoice 239601.
105	2010188	2856	801	COMFORT INN-EXECUTIVE PARK	PV	239602	2/24/2010	127.86	-	127.86	AA	P	Please see invoice 239602.
105	2010188	2856	801	BANK OF AMERICA	PV	240334	2/26/2010	105.00	-	105.00	AA	P	Please see invoice 240334.
105	2010188	2856	801	Lashua, Martin J	PV	241959	3/4/2010	17.90	-	17.90	AA	P	Please see invoice 241959.
105	2010188	2856	801	Matthews, Linda C	PV	241967	3/4/2010	507.03	-	507.03	AA	P	Please see invoice 241967.
105	2010188	2856	801	Matthews, Linda C	PV	241969	3/4/2010	12.72	-	12.72	AA	P	Please see invoice 241969.
105	2010188	2856	801	Matthews, Linda C	PV	241972	3/4/2010	825.57	-	825.57	AA	P	Please see invoice 241972.
105	2010188	2856	801	Matthews, Linda C	PV	241974	3/4/2010	-	(508,355.00)	(508,355.00)	AA	P	offset
105	2010188	2856	801	Matthews, Linda C	PV	241974	3/4/2010	508,355.00	-	508,355.00	AA	P	offset
105	2010188	2856	801	Matthews, Linda C	PV	242048	3/4/2010	508.22	-	508.22	AA	P	Please see invoice 242048.
105	2010188	2856	801	Sasic, Karen Lee	PV	243409	3/11/2010	1,859.35	-	1,859.35	AA	P	Please see invoice 243409. This invoice is not available at this time.
105	2010188	2856	801	FEDERAL EXPRESS	PV	243665	3/11/2010	45.40	-	45.40	AA	P	Please see invoice 243665.
105	2010188	2856	801	FEDERAL EXPRESS	PV	243665	3/11/2010	45.40	-	45.40	AA	P	Please see invoice 243665.
105	2010188	2856	801	Casados Jr, Jimmy P	PV	245123	3/17/2010	510.80	-	510.80	AA	P	Please see invoice 245123.
105	2010188	2856	801	UTILITIES, INC OF FLORIDA	PV	246315	3/23/2010	36.83	-	36.83	AA	P	Please see invoice 246315.
105	2010188	2856	801	BANK OF AMERICA	PV	247632	3/29/2010	1,615.57	-	1,615.57	AA	P	Please see invoice 247632.
105	2010188	2856	801	Sudduth, Donald E	PV	248046	3/30/2010	362.12	-	362.12	AA	P	Please see invoice 248046.
105	2010188	2856	801	Sowell, George William	PV	248485	3/31/2010	1,593.28	-	1,593.28	AA	P	Please see invoice 248485.
105	2010188	2856	801	Sowell, George William	PV	248490	3/31/2010	330.13	-	330.13	AA	P	Please see invoice 248490.
105	2010188	2856	801	Sudduth, Donald E	PV	248794	3/31/2010	553.78	-	553.78	AA	P	Please see invoice 248794.
105	2010188	2856	801	THE PAHRUMP NUGGET	PV	249218	4/5/2010	2,346.74	-	2,346.74	AA	P	Please see invoice 249218.
105	2010188	2856	801	HILTON NORTHBROOK	PV	251205	4/13/2010	493.95	-	493.95	AA	P	Please see invoice 251205.
105	2010188	2856	801	MARRIOTT-EXECUTIVE PARK	PV	251401	4/13/2010	460.36	-	460.36	AA	P	Please see invoice 251401.
105	2010188	2856	801	MARRIOTT-EXECUTIVE PARK	PV	251402	4/13/2010	575.45	-	575.45	AA	P	Please see invoice 251402.
105	2010188	2856	801	MARRIOTT-EXECUTIVE PARK	PV	251405	4/13/2010	460.36	-	460.36	AA	P	Please see invoice 251405.
105	2010188	2856	801	MARRIOTT-EXECUTIVE PARK	PV	251407	4/13/2010	575.45	-	575.45	AA	P	Please see invoice 251407.
105	2010188	2856	801	MARRIOTT-EXECUTIVE PARK	PV	251410	4/13/2010	345.27	-	345.27	AA	P	Please see invoice 251410.
105	2010188	2856	801	MARRIOTT-EXECUTIVE PARK	PV	251412	4/13/2010	460.36	-	460.36	AA	P	Please see invoice 251412.
105	2010188	2856	801	MARRIOTT-EXECUTIVE PARK	PV	251413	4/13/2010	575.45	-	575.45	AA	P	Please see invoice 251413.
105	2010188	2856	801	MARRIOTT-EXECUTIVE PARK	PV	251414	4/13/2010	115.09	-	115.09	AA	P	Please see invoice 251414.
105	2010188	2856	801	HIGH PLACES SERVICES	PV	253433	4/21/2010	130.00	-	130.00	AA	P	Please see invoice 253433.
105	2010188	2856	801	HIGH PLACES SERVICES	PV	255345	4/28/2010	97.50	-	97.50	AA	P	Please see invoice 255345.
105	2010188	2856	801	Sasic, Karen Lee	PV	256199	5/4/2010	55.26	-	55.26	AA	P	Please see invoice 256199.
105	2010188	2856	801	ASSURED DOCUMENT DESTRUCTION,	PV	259893	5/18/2010	281.71	-	281.71	AA	P	Please see invoice 259893.
105	2010188	2856	801	KINSLEY ENTERPRISES LLC	PV	265285	6/7/2010	50.00	-	50.00	AA	P	Please see invoice 265285.
105	2010188	2856	801	Hoy, John Patrick	T4	397	6/21/2009	333.00	-	333.00	AA	P	This is Capttime. Please see the tab called 'CAPTIME T4 CHECK!!' for all hours and names.
105	2010188	2856	801	Crossett, Lisa Ann	T4	397	6/21/2009	230.00	-	230.00	AA	P	This is Capttime. Please see the tab called 'CAPTIME T4 CHECK!!' for all hours and names.

105	2010188	2856	801 Crossett, Lisa Ann	T4	397	6/21/2009	230.00	-	230.00	AA	P	This is Capttime. Please see the tab called 'CAPTIME T4 CHECK!!' for all hours and names.
105	2010188	2856	801 Crossett, Lisa Ann	T4	397	6/21/2009	230.00	-	230.00	AA	P	This is Capttime. Please see the tab called 'CAPTIME T4 CHECK!!' for all hours and names.
105	2010188	2856	801 Crossett, Lisa Ann	T4	397	6/21/2009	230.00	-	230.00	AA	P	This is Capttime. Please see the tab called 'CAPTIME T4 CHECK!!' for all hours and names.
105	2010188	2856	801 Crossett, Lisa Ann	T4	397	6/21/2009	230.00	-	230.00	AA	P	This is Capttime. Please see the tab called 'CAPTIME T4 CHECK!!' for all hours and names.
105	2010188	2856	801 Bell, William Jason	T4	403	6/26/2009	44.34	-	44.34	AA	P	This is Capttime. Please see the tab called 'CAPTIME T4 CHECK!!' for all hours and names.
105	2010188	2856	801 Bell, William Jason	T4	403	6/26/2009	88.68	-	88.68	AA	P	This is Capttime. Please see the tab called 'CAPTIME T4 CHECK!!' for all hours and names.
105	2010188	2856	801 Bell, William Jason	T4	403	6/26/2009	88.68	-	88.68	AA	P	This is Capttime. Please see the tab called 'CAPTIME T4 CHECK!!' for all hours and names.
105	2010188	2856	801 Hoy, John Patrick	T4	403	6/26/2009	111.00	-	111.00	AA	P	This is Capttime. Please see the tab called 'CAPTIME T4 CHECK!!' for all hours and names.
105	2010188	2856	801 Hoy, John Patrick	T4	403	6/26/2009	111.00	-	111.00	AA	P	This is Capttime. Please see the tab called 'CAPTIME T4 CHECK!!' for all hours and names.
105	2010188	2856	801 Bell, William Jason	T4	403	6/26/2009	133.02	-	133.02	AA	P	This is Capttime. Please see the tab called 'CAPTIME T4 CHECK!!' for all hours and names.
105	2010188	2856	801 Casados Jr, Jimmy P	T4	417	6/15/2009	62.00	-	62.00	AA	P	This is Capttime. Please see the tab called 'CAPTIME T4 CHECK!!' for all hours and names.
105	2010188	2856	801 Hopkins, John Robert	T4	417	6/15/2009	88.68	-	88.68	AA	P	This is Capttime. Please see the tab called 'CAPTIME T4 CHECK!!' for all hours and names.
105	2010188	2856	801 Hopkins, John Robert	T4	417	6/15/2009	88.68	-	88.68	AA	P	This is Capttime. Please see the tab called 'CAPTIME T4 CHECK!!' for all hours and names.
105	2010188	2856	801 Crossett, Lisa Ann	T4	417	6/15/2009	460.00	-	460.00	AA	P	This is Capttime. Please see the tab called 'CAPTIME T4 CHECK!!' for all hours and names.

105	2010188	2856	801	Crossett, Lisa Ann	T4	417	6/15/2009	115.00	-	115.00	AA	P	This is Capttime. Please see the tab called 'CAPTIME T4 CHECK!!' for all hours and names.
105	2010188	2856	801	Casados Jr, Jimmy P	T4	417	6/15/2009	62.00	-	62.00	AA	P	This is Capttime. Please see the tab called 'CAPTIME T4 CHECK!!' for all hours and names.
105	2010188	2856	801	Casados Jr, Jimmy P	T4	417	6/15/2009	155.00	-	155.00	AA	P	This is Capttime. Please see the tab called 'CAPTIME T4 CHECK!!' for all hours and names.
105	2010188	2856	801	Crossett, Lisa Ann	T4	417	6/15/2009	115.00	-	115.00	AA	P	This is Capttime. Please see the tab called 'CAPTIME T4 CHECK!!' for all hours and names.
105	2010188	2856	801	Hopkins, John Robert	T4	417	6/15/2009	88.68	-	88.68	AA	P	This is Capttime. Please see the tab called 'CAPTIME T4 CHECK!!' for all hours and names.
105	2010188	2856	801	Crossett, Lisa Ann	T4	417	6/15/2009	115.00	-	115.00	AA	P	This is Capttime. Please see the tab called 'CAPTIME T4 CHECK!!' for all hours and names.
105	2010188	2856	801	Dugan, Grace Ann	T4	423	6/30/2009	43.83	-	43.83	AA	P	This is Capttime. Please see the tab called 'CAPTIME T4 CHECK!!' for all hours and names.
105	2010188	2856	801	Dugan, Grace Ann	T4	423	6/30/2009	350.64	-	350.64	AA	P	This is Capttime. Please see the tab called 'CAPTIME T4 CHECK!!' for all hours and names.
105	2010188	2856	801	Sasic, Karen Lee	T4	423	6/30/2009	227.58	-	227.58	AA	P	This is Capttime. Please see the tab called 'CAPTIME T4 CHECK!!' for all hours and names.
105	2010188	2856	801	Durham, Rick J	T4	423	6/30/2009	318.72	-	318.72	AA	P	This is Capttime. Please see the tab called 'CAPTIME T4 CHECK!!' for all hours and names.
105	2010188	2856	801	Matthews, Linda C	T4	423	6/30/2009	443.28	-	443.28	AA	P	This is Capttime. Please see the tab called 'CAPTIME T4 CHECK!!' for all hours and names.
105	2010188	2856	801	Matthews, Linda C	T4	423	6/30/2009	73.88	-	73.88	AA	P	This is Capttime. Please see the tab called 'CAPTIME T4 CHECK!!' for all hours and names.
105	2010188	2856	801	Matthews, Linda C	T4	423	6/30/2009	110.82	-	110.82	AA	P	This is Capttime. Please see the tab called 'CAPTIME T4 CHECK!!' for all hours and names.
105	2010188	2856	801	Durham, Rick J	T4	423	6/30/2009	159.36	-	159.36	AA	P	This is Capttime. Please see the tab called 'CAPTIME T4 CHECK!!' for all hours and names.



105	2010188	2856	801 Durham, Rick J	T4	423	6/30/2009	53.12	-	53.12	AA	P	This is Capttime. Please see the tab called 'CAPTIME T4 CHECK!!' for all hours and names.
105	2010188	2856	801 Sasic, Karen Lee	T4	423	6/30/2009	37.93	-	37.93	AA	P	This is Capttime. Please see the tab called 'CAPTIME T4 CHECK!!' for all hours and names.
105	2010188	2856	801 Sasic, Karen Lee	T4	423	6/30/2009	208.62	-	208.62	AA	P	This is Capttime. Please see the tab called 'CAPTIME T4 CHECK!!' for all hours and names.
105	2010188	2856	801 Crossett, Lisa Ann	T4	423	6/30/2009	115.00	-	115.00	AA	P	This is Capttime. Please see the tab called 'CAPTIME T4 CHECK!!' for all hours and names.
105	2010188	2856	801 Hopkins, John Robert	T4	423	6/30/2009	66.51	-	66.51	AA	P	This is Capttime. Please see the tab called 'CAPTIME T4 CHECK!!' for all hours and names.
105	2010188	2856	801 Durham, Rick J	T4	423	6/30/2009	106.24	-	106.24	AA	P	This is Capttime. Please see the tab called 'CAPTIME T4 CHECK!!' for all hours and names.
105	2010188	2856	801 Matthews, Linda C	T4	423	6/30/2009	110.82	-	110.82	AA	P	This is Capttime. Please see the tab called 'CAPTIME T4 CHECK!!' for all hours and names.
105	2010188	2856	801 Durham, Rick J	T4	423	6/30/2009	265.60	-	265.60	AA	P	This is Capttime. Please see the tab called 'CAPTIME T4 CHECK!!' for all hours and names.
105	2010188	2856	801 Crossett, Lisa Ann	T4	423	6/30/2009	115.00	-	115.00	AA	P	This is Capttime. Please see the tab called 'CAPTIME T4 CHECK!!' for all hours and names.
105	2010188	2856	801 Dugan, Grace Ann	T4	423	6/30/2009	43.83	-	43.83	AA	P	This is Capttime. Please see the tab called 'CAPTIME T4 CHECK!!' for all hours and names.
105	2010188	2856	801 Crossett, Lisa Ann	T4	423	6/30/2009	115.00	-	115.00	AA	P	This is Capttime. Please see the tab called 'CAPTIME T4 CHECK!!' for all hours and names.
105	2010188	2856	801 Hopkins, John Robert	T4	423	6/30/2009	88.68	-	88.68	AA	P	This is Capttime. Please see the tab called 'CAPTIME T4 CHECK!!' for all hours and names.
105	2010188	2856	801 Matthews, Linda C	T4	423	6/30/2009	110.82	-	110.82	AA	P	This is Capttime. Please see the tab called 'CAPTIME T4 CHECK!!' for all hours and names.
105	2010188	2856	801 Durham, Rick J	T4	423	6/30/2009	159.36	-	159.36	AA	P	This is Capttime. Please see the tab called 'CAPTIME T4 CHECK!!' for all hours and names.

105	2010188	2856	801 Durham, Rick J	T4	423	6/30/2009	53.12	-	53.12	AA	P	This is Capttime. Please see the tab called 'CAPTIME T4 CHECK!!' for all hours and names.
105	2010188	2856	801 Sasic, Karen Lee	T4	423	6/30/2009	189.65	-	189.65	AA	P	This is Capttime. Please see the tab called 'CAPTIME T4 CHECK!!' for all hours and names.
105	2010188	2856	801 Sasic, Karen Lee	T4	423	6/30/2009	37.93	-	37.93	AA	P	This is Capttime. Please see the tab called 'CAPTIME T4 CHECK!!' for all hours and names.
105	2010188	2856	801 Sasic, Karen Lee	T4	423	6/30/2009	37.93	-	37.93	AA	P	This is Capttime. Please see the tab called 'CAPTIME T4 CHECK!!' for all hours and names.
105	2010188	2856	801 Sasic, Karen Lee	T4	423	6/30/2009	587.92	-	587.92	AA	P	This is Capttime. Please see the tab called 'CAPTIME T4 CHECK!!' for all hours and names.
105	2010188	2856	801 Matthews, Linda C	T4	423	6/30/2009	73.88	-	73.88	AA	P	This is Capttime. Please see the tab called 'CAPTIME T4 CHECK!!' for all hours and names.
105	2010188	2856	801 Crossett, Lisa Ann	T4	423	6/30/2009	115.00	-	115.00	AA	P	This is Capttime. Please see the tab called 'CAPTIME T4 CHECK!!' for all hours and names.
105	2010188	2856	801 Matthews, Linda C	T4	423	6/30/2009	36.94	-	36.94	AA	P	This is Capttime. Please see the tab called 'CAPTIME T4 CHECK!!' for all hours and names.
105	2010188	2856	801 Sasic, Karen Lee	T4	423	6/30/2009	56.90	-	56.90	AA	P	This is Capttime. Please see the tab called 'CAPTIME T4 CHECK!!' for all hours and names.
105	2010188	2856	801 Sasic, Karen Lee	T4	423	6/30/2009	94.83	-	94.83	AA	P	This is Capttime. Please see the tab called 'CAPTIME T4 CHECK!!' for all hours and names.
105	2010188	2856	801 Dugan, Grace Ann	T4	429	7/15/2009	43.83	-	43.83	AA	P	This is Capttime. Please see the tab called 'CAPTIME T4 CHECK!!' for all hours and names.
105	2010188	2856	801 Durham, Rick J	T4	429	7/15/2009	106.24	-	106.24	AA	P	This is Capttime. Please see the tab called 'CAPTIME T4 CHECK!!' for all hours and names.
105	2010188	2856	801 Daniel, Carl	T4	429	7/15/2009	122.92	-	122.92	AA	P	This is Capttime. Please see the tab called 'CAPTIME T4 CHECK!!' for all hours and names.
105	2010188	2856	801 Durham, Rick J	T4	429	7/15/2009	424.96	-	424.96	AA	P	This is Capttime. Please see the tab called 'CAPTIME T4 CHECK!!' for all hours and names.

105	2010188	2856	801 Dugan, Grace Ann	T4	429	7/15/2009	87.66	-	87.66	AA	P	This is Capttime. Please see the tab called 'CAPTIME T4 CHECK!!' for all hours and names.
105	2010188	2856	801 Matthews, Linda C	T4	429	7/15/2009	73.88	-	73.88	AA	P	This is Capttime. Please see the tab called 'CAPTIME T4 CHECK!!' for all hours and names.
105	2010188	2856	801 Matthews, Linda C	T4	429	7/15/2009	147.76	-	147.76	AA	P	This is Capttime. Please see the tab called 'CAPTIME T4 CHECK!!' for all hours and names.
105	2010188	2856	801 Sasic, Karen Lee	T4	429	7/15/2009	151.72	-	151.72	AA	P	This is Capttime. Please see the tab called 'CAPTIME T4 CHECK!!' for all hours and names.
105	2010188	2856	801 Flynn, Patrick C	T4	429	7/15/2009	9.48	-	9.48	AA	P	This is Capttime. Please see the tab called 'CAPTIME T4 CHECK!!' for all hours and names.
105	2010188	2856	801 Matthews, Linda C	T4	429	7/15/2009	36.94	-	36.94	AA	P	This is Capttime. Please see the tab called 'CAPTIME T4 CHECK!!' for all hours and names.
105	2010188	2856	801 Matthews, Linda C	T4	429	7/15/2009	110.82	-	110.82	AA	P	This is Capttime. Please see the tab called 'CAPTIME T4 CHECK!!' for all hours and names.
105	2010188	2856	801 Matthews, Linda C	T4	429	7/15/2009	73.88	-	73.88	AA	P	This is Capttime. Please see the tab called 'CAPTIME T4 CHECK!!' for all hours and names.
105	2010188	2856	801 Sasic, Karen Lee	T4	429	7/15/2009	189.65	-	189.65	AA	P	This is Capttime. Please see the tab called 'CAPTIME T4 CHECK!!' for all hours and names.
105	2010188	2856	801 Sasic, Karen Lee	T4	429	7/15/2009	493.09	-	493.09	AA	P	This is Capttime. Please see the tab called 'CAPTIME T4 CHECK!!' for all hours and names.
105	2010188	2856	801 Durham, Rick J	T4	429	7/15/2009	424.96	-	424.96	AA	P	This is Capttime. Please see the tab called 'CAPTIME T4 CHECK!!' for all hours and names.
105	2010188	2856	801 Sasic, Karen Lee	T4	429	7/15/2009	151.72	-	151.72	AA	P	This is Capttime. Please see the tab called 'CAPTIME T4 CHECK!!' for all hours and names.
105	2010188	2856	801 Durham, Rick J	T4	429	7/15/2009	106.24	-	106.24	AA	P	This is Capttime. Please see the tab called 'CAPTIME T4 CHECK!!' for all hours and names.
105	2010188	2856	801 Matthews, Linda C	T4	429	7/15/2009	36.94	-	36.94	AA	P	This is Capttime. Please see the tab called 'CAPTIME T4 CHECK!!' for all hours and names.

105	2010188	2856	801 Matthews, Linda C	T4	429	7/15/2009	73.88	-	73.88	AA	P	This is Capttime. Please see the tab called 'CAPTIME T4 CHECK!!' for all hours and names.
105	2010188	2856	801 Dugan, Grace Ann	T4	429	7/15/2009	65.75	-	65.75	AA	P	This is Capttime. Please see the tab called 'CAPTIME T4 CHECK!!' for all hours and names.
105	2010188	2856	801 Matthews, Linda C	T4	429	7/15/2009	147.76	-	147.76	AA	P	This is Capttime. Please see the tab called 'CAPTIME T4 CHECK!!' for all hours and names.
105	2010188	2856	801 Sasic, Karen Lee	T4	429	7/15/2009	151.72	-	151.72	AA	P	This is Capttime. Please see the tab called 'CAPTIME T4 CHECK!!' for all hours and names.
105	2010188	2856	801 Flynn, Patrick C	T4	429	7/15/2009	18.97	-	18.97	AA	P	This is Capttime. Please see the tab called 'CAPTIME T4 CHECK!!' for all hours and names.
105	2010188	2856	801 Sasic, Karen Lee	T4	429	7/15/2009	75.86	-	75.86	AA	P	This is Capttime. Please see the tab called 'CAPTIME T4 CHECK!!' for all hours and names.
105	2010188	2856	801 Hopkins, John Robert	T4	435	7/31/2009	88.68	-	88.68	AA	P	This is Capttime. Please see the tab called 'CAPTIME T4 CHECK!!' for all hours and names.
105	2010188	2856	801 Durham, Rick J	T4	435	7/31/2009	318.72	-	318.72	AA	P	This is Capttime. Please see the tab called 'CAPTIME T4 CHECK!!' for all hours and names.
105	2010188	2856	801 Durham, Rick J	T4	435	7/31/2009	53.12	-	53.12	AA	P	This is Capttime. Please see the tab called 'CAPTIME T4 CHECK!!' for all hours and names.
105	2010188	2856	801 Durham, Rick J	T4	435	7/31/2009	159.36	-	159.36	AA	P	This is Capttime. Please see the tab called 'CAPTIME T4 CHECK!!' for all hours and names.
105	2010188	2856	801 Sasic, Karen Lee	T4	435	7/31/2009	189.65	-	189.65	AA	P	This is Capttime. Please see the tab called 'CAPTIME T4 CHECK!!' for all hours and names.
105	2010188	2856	801 Sasic, Karen Lee	T4	435	7/31/2009	75.86	-	75.86	AA	P	This is Capttime. Please see the tab called 'CAPTIME T4 CHECK!!' for all hours and names.
105	2010188	2856	801 Sasic, Karen Lee	T4	435	7/31/2009	113.79	-	113.79	AA	P	This is Capttime. Please see the tab called 'CAPTIME T4 CHECK!!' for all hours and names.
105	2010188	2856	801 Sasic, Karen Lee	T4	435	7/31/2009	75.86	-	75.86	AA	P	This is Capttime. Please see the tab called 'CAPTIME T4 CHECK!!' for all hours and names.

105	2010188	2856	801 Dugan, Grace Ann	T4	435	7/31/2009	43.83	-	43.83	AA	P	This is Capttime. Please see the tab called 'CAPTIME T4 CHECK!!' for all hours and names.
105	2010188	2856	801 Daniel, Carl	T4	435	7/31/2009	122.92	-	122.92	AA	P	This is Capttime. Please see the tab called 'CAPTIME T4 CHECK!!' for all hours and names.
105	2010188	2856	801 Daniel, Carl	T4	435	7/31/2009	983.36	-	983.36	AA	P	This is Capttime. Please see the tab called 'CAPTIME T4 CHECK!!' for all hours and names.
105	2010188	2856	801 Durham, Rick J	T4	435	7/31/2009	318.72	-	318.72	AA	P	This is Capttime. Please see the tab called 'CAPTIME T4 CHECK!!' for all hours and names.
105	2010188	2856	801 Hopkins, John Robert	T4	435	7/31/2009	88.68	-	88.68	AA	P	This is Capttime. Please see the tab called 'CAPTIME T4 CHECK!!' for all hours and names.
105	2010188	2856	801 Matthews, Linda C	T4	435	7/31/2009	73.88	-	73.88	AA	P	This is Capttime. Please see the tab called 'CAPTIME T4 CHECK!!' for all hours and names.
105	2010188	2856	801 Matthews, Linda C	T4	435	7/31/2009	73.88	-	73.88	AA	P	This is Capttime. Please see the tab called 'CAPTIME T4 CHECK!!' for all hours and names.
105	2010188	2856	801 Durham, Rick J	T4	435	7/31/2009	53.12	-	53.12	AA	P	This is Capttime. Please see the tab called 'CAPTIME T4 CHECK!!' for all hours and names.
105	2010188	2856	801 Durham, Rick J	T4	435	7/31/2009	53.12	-	53.12	AA	P	This is Capttime. Please see the tab called 'CAPTIME T4 CHECK!!' for all hours and names.
105	2010188	2856	801 Matthews, Linda C	T4	435	7/31/2009	73.88	-	73.88	AA	P	This is Capttime. Please see the tab called 'CAPTIME T4 CHECK!!' for all hours and names.
105	2010188	2856	801 Dugan, Grace Ann	T4	435	7/31/2009	43.83	-	43.83	AA	P	This is Capttime. Please see the tab called 'CAPTIME T4 CHECK!!' for all hours and names.
105	2010188	2856	801 Sasic, Karen Lee	T4	435	7/31/2009	75.86	-	75.86	AA	P	This is Capttime. Please see the tab called 'CAPTIME T4 CHECK!!' for all hours and names.
105	2010188	2856	801 Sasic, Karen Lee	T4	435	7/31/2009	75.86	-	75.86	AA	P	This is Capttime. Please see the tab called 'CAPTIME T4 CHECK!!' for all hours and names.
105	2010188	2856	801 Sasic, Karen Lee	T4	435	7/31/2009	151.72	-	151.72	AA	P	This is Capttime. Please see the tab called 'CAPTIME T4 CHECK!!' for all hours and names.

105	2010188	2856	801 Sasic, Karen Lee	T4	435	7/31/2009	189.65	-	189.65	AA	P	This is Capttime. Please see the tab called 'CAPTIME T4 CHECK!!' for all hours and names.
105	2010188	2856	801 Durham, Rick J	T4	435	7/31/2009	212.48	-	212.48	AA	P	This is Capttime. Please see the tab called 'CAPTIME T4 CHECK!!' for all hours and names.
105	2010188	2856	801 Durham, Rick J	T4	435	7/31/2009	265.60	-	265.60	AA	P	This is Capttime. Please see the tab called 'CAPTIME T4 CHECK!!' for all hours and names.
105	2010188	2856	801 Daniel, Carl	T4	435	7/31/2009	122.92	-	122.92	AA	P	This is Capttime. Please see the tab called 'CAPTIME T4 CHECK!!' for all hours and names.
105	2010188	2856	801 Matthews, Linda C	T4	435	7/31/2009	73.88	-	73.88	AA	P	This is Capttime. Please see the tab called 'CAPTIME T4 CHECK!!' for all hours and names.
105	2010188	2856	801 Matthews, Linda C	T4	435	7/31/2009	110.82	-	110.82	AA	P	This is Capttime. Please see the tab called 'CAPTIME T4 CHECK!!' for all hours and names.
105	2010188	2856	801 Matthews, Linda C	T4	435	7/31/2009	73.88	-	73.88	AA	P	This is Capttime. Please see the tab called 'CAPTIME T4 CHECK!!' for all hours and names.
105	2010188	2856	801 Dugan, Grace Ann	T4	435	7/31/2009	43.83	-	43.83	AA	P	This is Capttime. Please see the tab called 'CAPTIME T4 CHECK!!' for all hours and names.
105	2010188	2856	801 Sasic, Karen Lee	T4	435	7/31/2009	132.76	-	132.76	AA	P	This is Capttime. Please see the tab called 'CAPTIME T4 CHECK!!' for all hours and names.
105	2010188	2856	801 Sasic, Karen Lee	T4	435	7/31/2009	37.93	-	37.93	AA	P	This is Capttime. Please see the tab called 'CAPTIME T4 CHECK!!' for all hours and names.
105	2010188	2856	801 Dugan, Grace Ann	T4	435	7/31/2009	43.83	-	43.83	AA	P	This is Capttime. Please see the tab called 'CAPTIME T4 CHECK!!' for all hours and names.
105	2010188	2856	801 Crossett, Lisa Ann	T4	452	7/15/2009	230.00	-	230.00	AA	P	This is Capttime. Please see the tab called 'CAPTIME T4 CHECK!!' for all hours and names.
105	2010188	2856	801 Crossett, Lisa Ann	T4	452	7/15/2009	230.00	-	230.00	AA	P	This is Capttime. Please see the tab called 'CAPTIME T4 CHECK!!' for all hours and names.
105	2010188	2856	801 Crossett, Lisa Ann	T4	454	7/31/2009	115.00	-	115.00	AA	P	This is Capttime. Please see the tab called 'CAPTIME T4 CHECK!!' for all hours and names.

105	2010188	2856	801	Crossett, Lisa Ann	T4	454	7/31/2009	460.00	-	460.00	AA	P	This is Capttime. Please see the tab called 'CAPTIME T4 CHECK!!' for all hours and names.
105	2010188	2856	801	Crossett, Lisa Ann	T4	454	7/31/2009	115.00	-	115.00	AA	P	This is Capttime. Please see the tab called 'CAPTIME T4 CHECK!!' for all hours and names.
105	2010188	2856	801	Crossett, Lisa Ann	T4	454	7/31/2009	460.00	-	460.00	AA	P	This is Capttime. Please see the tab called 'CAPTIME T4 CHECK!!' for all hours and names.
105	2010188	2856	801	Crossett, Lisa Ann	T4	454	7/31/2009	230.00	-	230.00	AA	P	This is Capttime. Please see the tab called 'CAPTIME T4 CHECK!!' for all hours and names.
105	2010188	2856	801	Dugan, Grace Ann	T4	465	8/15/2009	65.75	-	65.75	AA	P	This is Capttime. Please see the tab called 'CAPTIME T4 CHECK!!' for all hours and names.
105	2010188	2856	801	Matthews, Linda C	T4	465	8/15/2009	73.88	-	73.88	AA	P	This is Capttime. Please see the tab called 'CAPTIME T4 CHECK!!' for all hours and names.
105	2010188	2856	801	Crossett, Lisa Ann	T4	465	8/15/2009	230.00	-	230.00	AA	P	This is Capttime. Please see the tab called 'CAPTIME T4 CHECK!!' for all hours and names.
105	2010188	2856	801	Sasic, Karen Lee	T4	465	8/15/2009	113.79	-	113.79	AA	P	This is Capttime. Please see the tab called 'CAPTIME T4 CHECK!!' for all hours and names.
105	2010188	2856	801	Sasic, Karen Lee	T4	465	8/15/2009	37.93	-	37.93	AA	P	This is Capttime. Please see the tab called 'CAPTIME T4 CHECK!!' for all hours and names.
105	2010188	2856	801	Bonagura, John F	T4	465	8/15/2009	113.79	-	113.79	AA	P	This is Capttime. Please see the tab called 'CAPTIME T4 CHECK!!' for all hours and names.
105	2010188	2856	801	Hoy, John Patrick	T4	465	8/15/2009	222.00	-	222.00	AA	P	This is Capttime. Please see the tab called 'CAPTIME T4 CHECK!!' for all hours and names.
105	2010188	2856	801	Hoy, John Patrick	T4	465	8/15/2009	222.00	-	222.00	AA	P	This is Capttime. Please see the tab called 'CAPTIME T4 CHECK!!' for all hours and names.
105	2010188	2856	801	Bonagura, John F	T4	465	8/15/2009	28.45	-	28.45	AA	P	This is Capttime. Please see the tab called 'CAPTIME T4 CHECK!!' for all hours and names.
105	2010188	2856	801	Gammon, Jublia B	T4	465	8/15/2009	73.88	-	73.88	AA	P	This is Capttime. Please see the tab called 'CAPTIME T4 CHECK!!' for all hours and names.

105	2010188	2856	801 Daniel, Carl	T4	465	8/15/2009	122.92	-	122.92	AA	P	This is Capttime. Please see the tab called 'CAPTIME T4 CHECK!!' for all hours and names.
105	2010188	2856	801 Daniel, Carl	T4	465	8/15/2009	122.92	-	122.92	AA	P	This is Capttime. Please see the tab called 'CAPTIME T4 CHECK!!' for all hours and names.
105	2010188	2856	801 Durham, Rick J	T4	465	8/15/2009	212.48	-	212.48	AA	P	This is Capttime. Please see the tab called 'CAPTIME T4 CHECK!!' for all hours and names.
105	2010188	2856	801 Daniel, Carl	T4	465	8/15/2009	122.92	-	122.92	AA	P	This is Capttime. Please see the tab called 'CAPTIME T4 CHECK!!' for all hours and names.
105	2010188	2856	801 Sasic, Karen Lee	T4	465	8/15/2009	37.93	-	37.93	AA	P	This is Capttime. Please see the tab called 'CAPTIME T4 CHECK!!' for all hours and names.
105	2010188	2856	801 Sasic, Karen Lee	T4	465	8/15/2009	455.16	-	455.16	AA	P	This is Capttime. Please see the tab called 'CAPTIME T4 CHECK!!' for all hours and names.
105	2010188	2856	801 Sasic, Karen Lee	T4	465	8/15/2009	227.58	-	227.58	AA	P	This is Capttime. Please see the tab called 'CAPTIME T4 CHECK!!' for all hours and names.
105	2010188	2856	801 Sasic, Karen Lee	T4	465	8/15/2009	151.72	-	151.72	AA	P	This is Capttime. Please see the tab called 'CAPTIME T4 CHECK!!' for all hours and names.
105	2010188	2856	801 Sasic, Karen Lee	T4	465	8/15/2009	37.93	-	37.93	AA	P	This is Capttime. Please see the tab called 'CAPTIME T4 CHECK!!' for all hours and names.
105	2010188	2856	801 Dugan, Grace Ann	T4	465	8/15/2009	65.75	-	65.75	AA	P	This is Capttime. Please see the tab called 'CAPTIME T4 CHECK!!' for all hours and names.
105	2010188	2856	801 Dugan, Grace Ann	T4	465	8/15/2009	65.75	-	65.75	AA	P	This is Capttime. Please see the tab called 'CAPTIME T4 CHECK!!' for all hours and names.
105	2010188	2856	801 Dugan, Grace Ann	T4	465	8/15/2009	43.83	-	43.83	AA	P	This is Capttime. Please see the tab called 'CAPTIME T4 CHECK!!' for all hours and names.
105	2010188	2856	801 Sasic, Karen Lee	T4	465	8/15/2009	113.79	-	113.79	AA	P	This is Capttime. Please see the tab called 'CAPTIME T4 CHECK!!' for all hours and names.
105	2010188	2856	801 Sasic, Karen Lee	T4	465	8/15/2009	37.93	-	37.93	AA	P	This is Capttime. Please see the tab called 'CAPTIME T4 CHECK!!' for all hours and names.



105	2010188	2856	801 Durham, Rick J	T4	465	8/15/2009	318.72	-	318.72	AA	P	This is Capttime. Please see the tab called 'CAPTIME T4 CHECK!!' for all hours and names.
105	2010188	2856	801 Durham, Rick J	T4	465	8/15/2009	424.96	-	424.96	AA	P	This is Capttime. Please see the tab called 'CAPTIME T4 CHECK!!' for all hours and names.
105	2010188	2856	801 Matthews, Linda C	T4	465	8/15/2009	73.88	-	73.88	AA	P	This is Capttime. Please see the tab called 'CAPTIME T4 CHECK!!' for all hours and names.
105	2010188	2856	801 Durham, Rick J	T4	465	8/15/2009	106.24	-	106.24	AA	P	This is Capttime. Please see the tab called 'CAPTIME T4 CHECK!!' for all hours and names.
105	2010188	2856	801 Durham, Rick J	T4	465	8/15/2009	318.72	-	318.72	AA	P	This is Capttime. Please see the tab called 'CAPTIME T4 CHECK!!' for all hours and names.
105	2010188	2856	801 Crossett, Lisa Ann	T4	465	8/15/2009	115.00	-	115.00	AA	P	This is Capttime. Please see the tab called 'CAPTIME T4 CHECK!!' for all hours and names.
105	2010188	2856	801 Gammon, Jublia B	T4	465	8/15/2009	147.76	-	147.76	AA	P	This is Capttime. Please see the tab called 'CAPTIME T4 CHECK!!' for all hours and names.
105	2010188	2856	801 Gammon, Jublia B	T4	465	8/15/2009	295.52	-	295.52	AA	P	This is Capttime. Please see the tab called 'CAPTIME T4 CHECK!!' for all hours and names.
105	2010188	2856	801 Gammon, Jublia B	T4	465	8/15/2009	110.82	-	110.82	AA	P	This is Capttime. Please see the tab called 'CAPTIME T4 CHECK!!' for all hours and names.
105	2010188	2856	801 Gammon, Jublia B	T4	465	8/15/2009	147.76	-	147.76	AA	P	This is Capttime. Please see the tab called 'CAPTIME T4 CHECK!!' for all hours and names.
105	2010188	2856	801 Crossett, Lisa Ann	T4	465	8/15/2009	115.00	-	115.00	AA	P	This is Capttime. Please see the tab called 'CAPTIME T4 CHECK!!' for all hours and names.
105	2010188	2856	801 Crossett, Lisa Ann	T4	465	8/15/2009	115.00	-	115.00	AA	P	This is Capttime. Please see the tab called 'CAPTIME T4 CHECK!!' for all hours and names.
105	2010188	2856	801 Gammon, Jublia B	T4	465	8/15/2009	221.64	-	221.64	AA	P	This is Capttime. Please see the tab called 'CAPTIME T4 CHECK!!' for all hours and names.
105	2010188	2856	801 Gammon, Jublia B	T4	465	8/15/2009	73.88	-	73.88	AA	P	This is Capttime. Please see the tab called 'CAPTIME T4 CHECK!!' for all hours and names.

105	2010188	2856	801 Gammon, Jublia B	T4	465	8/15/2009	73.88	-	73.88	AA	P	This is Capttime. Please see the tab called 'CAPTIME T4 CHECK!!' for all hours and names.
105	2010188	2856	801 Bonagura, John F	T4	465	8/15/2009	47.41	-	47.41	AA	P	This is Capttime. Please see the tab called 'CAPTIME T4 CHECK!!' for all hours and names.
105	2010188	2856	801 Bonagura, John F	T4	465	8/15/2009	37.93	-	37.93	AA	P	This is Capttime. Please see the tab called 'CAPTIME T4 CHECK!!' for all hours and names.
105	2010188	2856	801 Matthews, Linda C	T4	465	8/15/2009	92.35	-	92.35	AA	P	This is Capttime. Please see the tab called 'CAPTIME T4 CHECK!!' for all hours and names.
105	2010188	2856	801 Matthews, Linda C	T4	465	8/15/2009	73.88	-	73.88	AA	P	This is Capttime. Please see the tab called 'CAPTIME T4 CHECK!!' for all hours and names.
105	2010188	2856	801 Matthews, Linda C	T4	465	8/15/2009	110.82	-	110.82	AA	P	This is Capttime. Please see the tab called 'CAPTIME T4 CHECK!!' for all hours and names.
105	2010188	2856	801 Matthews, Linda C	T4	465	8/15/2009	73.88	-	73.88	AA	P	This is Capttime. Please see the tab called 'CAPTIME T4 CHECK!!' for all hours and names.
105	2010188	2856	801 Matthews, Linda C	T4	465	8/15/2009	36.94	-	36.94	AA	P	This is Capttime. Please see the tab called 'CAPTIME T4 CHECK!!' for all hours and names.
105	2010188	2856	801 Matthews, Linda C	T4	465	8/15/2009	73.88	-	73.88	AA	P	This is Capttime. Please see the tab called 'CAPTIME T4 CHECK!!' for all hours and names.
105	2010188	2856	801 Matthews, Linda C	T4	465	8/15/2009	55.41	-	55.41	AA	P	This is Capttime. Please see the tab called 'CAPTIME T4 CHECK!!' for all hours and names.
105	2010188	2856	801 Dugan, Grace Ann	T4	465	8/15/2009	87.66	-	87.66	AA	P	This is Capttime. Please see the tab called 'CAPTIME T4 CHECK!!' for all hours and names.
105	2010188	2856	801 Matthews, Linda C	T4	468	8/31/2009	129.29	-	129.29	AA	P	This is Capttime. Please see the tab called 'CAPTIME T4 CHECK!!' for all hours and names.
105	2010188	2856	801 Matthews, Linda C	T4	468	8/31/2009	110.82	-	110.82	AA	P	This is Capttime. Please see the tab called 'CAPTIME T4 CHECK!!' for all hours and names.
105	2010188	2856	801 Haas, Bruce T	T4	468	8/31/2009	36.90	-	36.90	AA	P	This is Capttime. Please see the tab called 'CAPTIME T4 CHECK!!' for all hours and names.

105	2010188	2856	801 Matthews, Linda C	T4	468	8/31/2009	73.88	-	73.88	AA	P	This is Capttime. Please see the tab called 'CAPTIME T4 CHECK!!' for all hours and names.
105	2010188	2856	801 Dugan, Grace Ann	T4	468	8/31/2009	65.75	-	65.75	AA	P	This is Capttime. Please see the tab called 'CAPTIME T4 CHECK!!' for all hours and names.
105	2010188	2856	801 Haas, Bruce T	T4	468	8/31/2009	110.70	-	110.70	AA	P	This is Capttime. Please see the tab called 'CAPTIME T4 CHECK!!' for all hours and names.
105	2010188	2856	801 Sasic, Karen Lee	T4	468	8/31/2009	75.86	-	75.86	AA	P	This is Capttime. Please see the tab called 'CAPTIME T4 CHECK!!' for all hours and names.
105	2010188	2856	801 Sasic, Karen Lee	T4	468	8/31/2009	113.79	-	113.79	AA	P	This is Capttime. Please see the tab called 'CAPTIME T4 CHECK!!' for all hours and names.
105	2010188	2856	801 Sasic, Karen Lee	T4	468	8/31/2009	189.65	-	189.65	AA	P	This is Capttime. Please see the tab called 'CAPTIME T4 CHECK!!' for all hours and names.
105	2010188	2856	801 Haas, Bruce T	T4	468	8/31/2009	73.80	-	73.80	AA	P	This is Capttime. Please see the tab called 'CAPTIME T4 CHECK!!' for all hours and names.
105	2010188	2856	801 Matthews, Linda C	T4	468	8/31/2009	92.35	-	92.35	AA	P	This is Capttime. Please see the tab called 'CAPTIME T4 CHECK!!' for all hours and names.
105	2010188	2856	801 Sasic, Karen Lee	T4	468	8/31/2009	123.27	-	123.27	AA	P	This is Capttime. Please see the tab called 'CAPTIME T4 CHECK!!' for all hours and names.
105	2010188	2856	801 Sasic, Karen Lee	T4	468	8/31/2009	132.76	-	132.76	AA	P	This is Capttime. Please see the tab called 'CAPTIME T4 CHECK!!' for all hours and names.
105	2010188	2856	801 Sasic, Karen Lee	T4	468	8/31/2009	227.58	-	227.58	AA	P	This is Capttime. Please see the tab called 'CAPTIME T4 CHECK!!' for all hours and names.
105	2010188	2856	801 Sasic, Karen Lee	T4	468	8/31/2009	151.72	-	151.72	AA	P	This is Capttime. Please see the tab called 'CAPTIME T4 CHECK!!' for all hours and names.
105	2010188	2856	801 Matthews, Linda C	T4	468	8/31/2009	36.94	-	36.94	AA	P	This is Capttime. Please see the tab called 'CAPTIME T4 CHECK!!' for all hours and names.
105	2010188	2856	801 Matthews, Linda C	T4	468	8/31/2009	110.82	-	110.82	AA	P	This is Capttime. Please see the tab called 'CAPTIME T4 CHECK!!' for all hours and names.

105	2010188	2856	801 Matthews, Linda C	T4	468	8/31/2009	110.82	-	110.82	AA	P	This is Capttime. Please see the tab called 'CAPTIME T4 CHECK!!' for all hours and names.
105	2010188	2856	801 Matthews, Linda C	T4	468	8/31/2009	55.41	-	55.41	AA	P	This is Capttime. Please see the tab called 'CAPTIME T4 CHECK!!' for all hours and names.
105	2010188	2856	801 Matthews, Linda C	T4	468	8/31/2009	147.76	-	147.76	AA	P	This is Capttime. Please see the tab called 'CAPTIME T4 CHECK!!' for all hours and names.
105	2010188	2856	801 Crossett, Lisa Ann	T4	468	8/31/2009	230.00	-	230.00	AA	P	This is Capttime. Please see the tab called 'CAPTIME T4 CHECK!!' for all hours and names.
105	2010188	2856	801 Crossett, Lisa Ann	T4	468	8/31/2009	230.00	-	230.00	AA	P	This is Capttime. Please see the tab called 'CAPTIME T4 CHECK!!' for all hours and names.
105	2010188	2856	801 Hoy, John Patrick	T4	468	8/31/2009	111.00	-	111.00	AA	P	This is Capttime. Please see the tab called 'CAPTIME T4 CHECK!!' for all hours and names.
105	2010188	2856	801 Hoy, John Patrick	T4	468	8/31/2009	222.00	-	222.00	AA	P	This is Capttime. Please see the tab called 'CAPTIME T4 CHECK!!' for all hours and names.
105	2010188	2856	801 Hoy, John Patrick	T4	468	8/31/2009	222.00	-	222.00	AA	P	This is Capttime. Please see the tab called 'CAPTIME T4 CHECK!!' for all hours and names.
105	2010188	2856	801 Crossett, Lisa Ann	T4	468	8/31/2009	230.00	-	230.00	AA	P	This is Capttime. Please see the tab called 'CAPTIME T4 CHECK!!' for all hours and names.
105	2010188	2856	801 Crossett, Lisa Ann	T4	468	8/31/2009	230.00	-	230.00	AA	P	This is Capttime. Please see the tab called 'CAPTIME T4 CHECK!!' for all hours and names.
105	2010188	2856	801 Crossett, Lisa Ann	T4	468	8/31/2009	230.00	-	230.00	AA	P	This is Capttime. Please see the tab called 'CAPTIME T4 CHECK!!' for all hours and names.
105	2010188	2856	801 Dugan, Grace Ann	T4	468	8/31/2009	65.75	-	65.75	AA	P	This is Capttime. Please see the tab called 'CAPTIME T4 CHECK!!' for all hours and names.
105	2010188	2856	801 Sasic, Karen Lee	T4	468	8/31/2009	151.72	-	151.72	AA	P	This is Capttime. Please see the tab called 'CAPTIME T4 CHECK!!' for all hours and names.
105	2010188	2856	801 Dugan, Grace Ann	T4	468	8/31/2009	657.45	-	657.45	AA	P	This is Capttime. Please see the tab called 'CAPTIME T4 CHECK!!' for all hours and names.

105	2010188	2856	801 Sasic, Karen Lee	T4	468	8/31/2009	132.76	-	132.76	AA	P	This is Capttime. Please see the tab called 'CAPTIME T4 CHECK!!' for all hours and names.
105	2010188	2856	801 Sasic, Karen Lee	T4	468	8/31/2009	37.93	-	37.93	AA	P	This is Capttime. Please see the tab called 'CAPTIME T4 CHECK!!' for all hours and names.
105	2010188	2856	801 Dugan, Grace Ann	T4	468	8/31/2009	65.75	-	65.75	AA	P	This is Capttime. Please see the tab called 'CAPTIME T4 CHECK!!' for all hours and names.
105	2010188	2856	801 Dugan, Grace Ann	T4	468	8/31/2009	65.75	-	65.75	AA	P	This is Capttime. Please see the tab called 'CAPTIME T4 CHECK!!' for all hours and names.
105	2010188	2856	801 Dugan, Grace Ann	T4	468	8/31/2009	65.75	-	65.75	AA	P	This is Capttime. Please see the tab called 'CAPTIME T4 CHECK!!' for all hours and names.
105	2010188	2856	801 Durham, Rick J	T4	468	8/31/2009	212.48	-	212.48	AA	P	This is Capttime. Please see the tab called 'CAPTIME T4 CHECK!!' for all hours and names.
105	2010188	2856	801 Matthews, Linda C	T4	468	8/31/2009	73.88	-	73.88	AA	P	This is Capttime. Please see the tab called 'CAPTIME T4 CHECK!!' for all hours and names.
105	2010188	2856	801 Durham, Rick J	T4	468	8/31/2009	318.72	-	318.72	AA	P	This is Capttime. Please see the tab called 'CAPTIME T4 CHECK!!' for all hours and names.
105	2010188	2856	801 Durham, Rick J	T4	468	8/31/2009	212.48	-	212.48	AA	P	This is Capttime. Please see the tab called 'CAPTIME T4 CHECK!!' for all hours and names.
105	2010188	2856	801 Durham, Rick J	T4	468	8/31/2009	212.48	-	212.48	AA	P	This is Capttime. Please see the tab called 'CAPTIME T4 CHECK!!' for all hours and names.
105	2010188	2856	801 Durham, Rick J	T4	468	8/31/2009	424.96	-	424.96	AA	P	This is Capttime. Please see the tab called 'CAPTIME T4 CHECK!!' for all hours and names.
105	2010188	2856	801 Gammon, Jublia B	T4	468	8/31/2009	110.82	-	110.82	AA	P	This is Capttime. Please see the tab called 'CAPTIME T4 CHECK!!' for all hours and names.
105	2010188	2856	801 Daniel, Carl	T4	468	8/31/2009	245.84	-	245.84	AA	P	This is Capttime. Please see the tab called 'CAPTIME T4 CHECK!!' for all hours and names.
105	2010188	2856	801 Daniel, Carl	T4	468	8/31/2009	122.92	-	122.92	AA	P	This is Capttime. Please see the tab called 'CAPTIME T4 CHECK!!' for all hours and names.

105	2010188	2856	801 Daniel, Carl	T4	468	8/31/2009	122.92	-	122.92	AA	P	This is Capttime. Please see the tab called 'CAPTIME T4 CHECK!!' for all hours and names.
105	2010188	2856	801 Gammon, Jublia B	T4	468	8/31/2009	221.64	-	221.64	AA	P	This is Capttime. Please see the tab called 'CAPTIME T4 CHECK!!' for all hours and names.
105	2010188	2856	801 Gammon, Jublia B	T4	468	8/31/2009	110.82	-	110.82	AA	P	This is Capttime. Please see the tab called 'CAPTIME T4 CHECK!!' for all hours and names.
105	2010188	2856	801 Gammon, Jublia B	T4	468	8/31/2009	147.76	-	147.76	AA	P	This is Capttime. Please see the tab called 'CAPTIME T4 CHECK!!' for all hours and names.
105	2010188	2856	801 Gammon, Jublia B	T4	468	8/31/2009	147.76	-	147.76	AA	P	This is Capttime. Please see the tab called 'CAPTIME T4 CHECK!!' for all hours and names.
105	2010188	2856	801 Gammon, Jublia B	T4	468	8/31/2009	147.76	-	147.76	AA	P	This is Capttime. Please see the tab called 'CAPTIME T4 CHECK!!' for all hours and names.
105	2010188	2856	801 Gammon, Jublia B	T4	468	8/31/2009	110.82	-	110.82	AA	P	This is Capttime. Please see the tab called 'CAPTIME T4 CHECK!!' for all hours and names.
105	2010188	2856	801 Durham, Rick J	T4	468	8/31/2009	318.72	-	318.72	AA	P	This is Capttime. Please see the tab called 'CAPTIME T4 CHECK!!' for all hours and names.
105	2010188	2856	801 Durham, Rick J	T4	468	8/31/2009	212.48	-	212.48	AA	P	This is Capttime. Please see the tab called 'CAPTIME T4 CHECK!!' for all hours and names.
105	2010188	2856	801 Durham, Rick J	T4	468	8/31/2009	424.96	-	424.96	AA	P	This is Capttime. Please see the tab called 'CAPTIME T4 CHECK!!' for all hours and names.
105	2010188	2856	801 Burris, Paul D	T4	468	8/31/2009	353.13	-	353.13	AA	P	This is Capttime. Please see the tab called 'CAPTIME T4 CHECK!!' for all hours and names.
105	2010188	2856	801 Hopkins, John Robert	T4	468	8/31/2009	66.51	-	66.51	AA	P	This is Capttime. Please see the tab called 'CAPTIME T4 CHECK!!' for all hours and names.
105	2010188	2856	801 Hopkins, John Robert	T4	468	8/31/2009	55.43	-	55.43	AA	P	This is Capttime. Please see the tab called 'CAPTIME T4 CHECK!!' for all hours and names.
105	2010188	2856	801 Hopkins, John Robert	T4	468	8/31/2009	88.68	-	88.68	AA	P	This is Capttime. Please see the tab called 'CAPTIME T4 CHECK!!' for all hours and names.

105	2010188	2856	801 Hopkins, John Robert	T4	468	8/31/2009	66.51	-	66.51	AA	P	This is Capttime. Please see the tab called 'CAPTIME T4 CHECK!!' for all hours and names.
105	2010188	2856	801 Bonagura, John F	T4	468	8/31/2009	37.93	-	37.93	AA	P	This is Capttime. Please see the tab called 'CAPTIME T4 CHECK!!' for all hours and names.
105	2010188	2856	801 Bonagura, John F	T4	468	8/31/2009	37.93	-	37.93	AA	P	This is Capttime. Please see the tab called 'CAPTIME T4 CHECK!!' for all hours and names.
105	2010188	2856	801 Gammon, Jublia B	T4	468	8/31/2009	73.88	-	73.88	AA	P	This is Capttime. Please see the tab called 'CAPTIME T4 CHECK!!' for all hours and names.
105	2010188	2856	801 Gammon, Jublia B	T4	468	8/31/2009	73.88	-	73.88	AA	P	This is Capttime. Please see the tab called 'CAPTIME T4 CHECK!!' for all hours and names.
105	2010188	2856	801 Gammon, Jublia B	T4	468	8/31/2009	110.82	-	110.82	AA	P	This is Capttime. Please see the tab called 'CAPTIME T4 CHECK!!' for all hours and names.
105	2010188	2856	801 Hopkins, John Robert	T4	468	8/31/2009	66.51	-	66.51	AA	P	This is Capttime. Please see the tab called 'CAPTIME T4 CHECK!!' for all hours and names.
105	2010188	2856	801 Matthews, Linda C	T4	468	8/31/2009	36.94	-	36.94	AA	P	This is Capttime. Please see the tab called 'CAPTIME T4 CHECK!!' for all hours and names.
105	2010188	2856	801 Durham, Rick J	T4	477	9/15/2009	531.20	-	531.20	AA	P	This is Capttime. Please see the tab called 'CAPTIME T4 CHECK!!' for all hours and names.
105	2010188	2856	801 Durham, Rick J	T4	477	9/15/2009	265.60	-	265.60	AA	P	This is Capttime. Please see the tab called 'CAPTIME T4 CHECK!!' for all hours and names.
105	2010188	2856	801 Daniel, Carl	T4	477	9/15/2009	122.92	-	122.92	AA	P	This is Capttime. Please see the tab called 'CAPTIME T4 CHECK!!' for all hours and names.
105	2010188	2856	801 Daniel, Carl	T4	477	9/15/2009	122.92	-	122.92	AA	P	This is Capttime. Please see the tab called 'CAPTIME T4 CHECK!!' for all hours and names.
105	2010188	2856	801 Daniel, Carl	T4	477	9/15/2009	122.92	-	122.92	AA	P	This is Capttime. Please see the tab called 'CAPTIME T4 CHECK!!' for all hours and names.
105	2010188	2856	801 Durham, Rick J	T4	477	9/15/2009	424.96	-	424.96	AA	P	This is Capttime. Please see the tab called 'CAPTIME T4 CHECK!!' for all hours and names.

105	2010188	2856	801 Durham, Rick J	T4	477	9/15/2009	531.20	-	531.20	AA	P	This is Capttime. Please see the tab called 'CAPTIME T4 CHECK!!' for all hours and names.
105	2010188	2856	801 Matthews, Linda C	T4	477	9/15/2009	73.88	-	73.88	AA	P	This is Capttime. Please see the tab called 'CAPTIME T4 CHECK!!' for all hours and names.
105	2010188	2856	801 Crossett, Lisa Ann	T4	477	9/15/2009	115.00	-	115.00	AA	P	This is Capttime. Please see the tab called 'CAPTIME T4 CHECK!!' for all hours and names.
105	2010188	2856	801 Crossett, Lisa Ann	T4	477	9/15/2009	115.00	-	115.00	AA	P	This is Capttime. Please see the tab called 'CAPTIME T4 CHECK!!' for all hours and names.
105	2010188	2856	801 Crossett, Lisa Ann	T4	477	9/15/2009	230.00	-	230.00	AA	P	This is Capttime. Please see the tab called 'CAPTIME T4 CHECK!!' for all hours and names.
105	2010188	2856	801 Crossett, Lisa Ann	T4	477	9/15/2009	230.00	-	230.00	AA	P	This is Capttime. Please see the tab called 'CAPTIME T4 CHECK!!' for all hours and names.
105	2010188	2856	801 Sasic, Karen Lee	T4	477	9/15/2009	151.72	-	151.72	AA	P	This is Capttime. Please see the tab called 'CAPTIME T4 CHECK!!' for all hours and names.
105	2010188	2856	801 Flynn, Patrick C	T4	477	9/15/2009	37.93	-	37.93	AA	P	This is Capttime. Please see the tab called 'CAPTIME T4 CHECK!!' for all hours and names.
105	2010188	2856	801 Flynn, Patrick C	T4	477	9/15/2009	56.90	-	56.90	AA	P	This is Capttime. Please see the tab called 'CAPTIME T4 CHECK!!' for all hours and names.
105	2010188	2856	801 Flynn, Patrick C	T4	477	9/15/2009	37.93	-	37.93	AA	P	This is Capttime. Please see the tab called 'CAPTIME T4 CHECK!!' for all hours and names.
105	2010188	2856	801 Hoy, John Patrick	T4	477	9/15/2009	111.00	-	111.00	AA	P	This is Capttime. Please see the tab called 'CAPTIME T4 CHECK!!' for all hours and names.
105	2010188	2856	801 Matthews, Linda C	T4	477	9/15/2009	73.88	-	73.88	AA	P	This is Capttime. Please see the tab called 'CAPTIME T4 CHECK!!' for all hours and names.
105	2010188	2856	801 Matthews, Linda C	T4	477	9/15/2009	55.41	-	55.41	AA	P	This is Capttime. Please see the tab called 'CAPTIME T4 CHECK!!' for all hours and names.
105	2010188	2856	801 Matthews, Linda C	T4	477	9/15/2009	166.23	-	166.23	AA	P	This is Capttime. Please see the tab called 'CAPTIME T4 CHECK!!' for all hours and names.



105	2010188	2856	801 Matthews, Linda C	T4	477	9/15/2009	73.88	-	73.88	AA	P	This is Capttime. Please see the tab called 'CAPTIME T4 CHECK!!' for all hours and names.
105	2010188	2856	801 Matthews, Linda C	T4	477	9/15/2009	73.88	-	73.88	AA	P	This is Capttime. Please see the tab called 'CAPTIME T4 CHECK!!' for all hours and names.
105	2010188	2856	801 Sasic, Karen Lee	T4	477	9/15/2009	75.86	-	75.86	AA	P	This is Capttime. Please see the tab called 'CAPTIME T4 CHECK!!' for all hours and names.
105	2010188	2856	801 Sasic, Karen Lee	T4	477	9/15/2009	75.86	-	75.86	AA	P	This is Capttime. Please see the tab called 'CAPTIME T4 CHECK!!' for all hours and names.
105	2010188	2856	801 Sasic, Karen Lee	T4	477	9/15/2009	56.90	-	56.90	AA	P	This is Capttime. Please see the tab called 'CAPTIME T4 CHECK!!' for all hours and names.
105	2010188	2856	801 Sasic, Karen Lee	T4	477	9/15/2009	75.86	-	75.86	AA	P	This is Capttime. Please see the tab called 'CAPTIME T4 CHECK!!' for all hours and names.
105	2010188	2856	801 Sasic, Karen Lee	T4	477	9/15/2009	94.83	-	94.83	AA	P	This is Capttime. Please see the tab called 'CAPTIME T4 CHECK!!' for all hours and names.
105	2010188	2856	801 Hopkins, John Robert	T4	477	9/15/2009	88.68	-	88.68	AA	P	This is Capttime. Please see the tab called 'CAPTIME T4 CHECK!!' for all hours and names.
105	2010188	2856	801 Bonagura, John F	T4	477	9/15/2009	9.48	-	9.48	AA	P	This is Capttime. Please see the tab called 'CAPTIME T4 CHECK!!' for all hours and names.
105	2010188	2856	801 Bonagura, John F	T4	477	9/15/2009	9.48	-	9.48	AA	P	This is Capttime. Please see the tab called 'CAPTIME T4 CHECK!!' for all hours and names.
105	2010188	2856	801 Bonagura, John F	T4	477	9/15/2009	9.48	-	9.48	AA	P	This is Capttime. Please see the tab called 'CAPTIME T4 CHECK!!' for all hours and names.
105	2010188	2856	801 Bonagura, John F	T4	477	9/15/2009	9.48	-	9.48	AA	P	This is Capttime. Please see the tab called 'CAPTIME T4 CHECK!!' for all hours and names.
105	2010188	2856	801 Dugan, Grace Ann	T4	477	9/15/2009	87.66	-	87.66	AA	P	This is Capttime. Please see the tab called 'CAPTIME T4 CHECK!!' for all hours and names.
105	2010188	2856	801 Dugan, Grace Ann	T4	477	9/15/2009	65.75	-	65.75	AA	P	This is Capttime. Please see the tab called 'CAPTIME T4 CHECK!!' for all hours and names.

105	2010188	2856	801 Sasic, Karen Lee	T4	477	9/15/2009	75.86	-	75.86	AA	P	This is Capttime. Please see the tab called 'CAPTIME T4 CHECK!!' for all hours and names.
105	2010188	2856	801 Sasic, Karen Lee	T4	477	9/15/2009	18.97	-	18.97	AA	P	This is Capttime. Please see the tab called 'CAPTIME T4 CHECK!!' for all hours and names.
105	2010188	2856	801 Sasic, Karen Lee	T4	477	9/15/2009	75.86	-	75.86	AA	P	This is Capttime. Please see the tab called 'CAPTIME T4 CHECK!!' for all hours and names.
105	2010188	2856	801 Hoy, John Patrick	T4	477	9/15/2009	222.00	-	222.00	AA	P	This is Capttime. Please see the tab called 'CAPTIME T4 CHECK!!' for all hours and names.
105	2010188	2856	801 Hoy, John Patrick	T4	477	9/15/2009	111.00	-	111.00	AA	P	This is Capttime. Please see the tab called 'CAPTIME T4 CHECK!!' for all hours and names.
105	2010188	2856	801 Hopkins, John Robert	T4	477	9/15/2009	88.68	-	88.68	AA	P	This is Capttime. Please see the tab called 'CAPTIME T4 CHECK!!' for all hours and names.
105	2010188	2856	801 Hopkins, John Robert	T4	477	9/15/2009	88.68	-	88.68	AA	P	This is Capttime. Please see the tab called 'CAPTIME T4 CHECK!!' for all hours and names.
105	2010188	2856	801 Hopkins, John Robert	T4	477	9/15/2009	88.68	-	88.68	AA	P	This is Capttime. Please see the tab called 'CAPTIME T4 CHECK!!' for all hours and names.
105	2010188	2856	801 Matthews, Linda C	T4	477	9/15/2009	55.41	-	55.41	AA	P	This is Capttime. Please see the tab called 'CAPTIME T4 CHECK!!' for all hours and names.
105	2010188	2856	801 Dugan, Grace Ann	T4	477	9/15/2009	65.75	-	65.75	AA	P	This is Capttime. Please see the tab called 'CAPTIME T4 CHECK!!' for all hours and names.
105	2010188	2856	801 Dugan, Grace Ann	T4	477	9/15/2009	87.66	-	87.66	AA	P	This is Capttime. Please see the tab called 'CAPTIME T4 CHECK!!' for all hours and names.
105	2010188	2856	801 Dugan, Grace Ann	T4	477	9/15/2009	65.75	-	65.75	AA	P	This is Capttime. Please see the tab called 'CAPTIME T4 CHECK!!' for all hours and names.
105	2010188	2856	801 Dugan, Grace Ann	T4	477	9/15/2009	65.75	-	65.75	AA	P	This is Capttime. Please see the tab called 'CAPTIME T4 CHECK!!' for all hours and names.
105	2010188	2856	801 Matthews, Linda C	T4	477	9/15/2009	36.94	-	36.94	AA	P	This is Capttime. Please see the tab called 'CAPTIME T4 CHECK!!' for all hours and names.

105	2010188	2856	801 Matthews, Linda C	T4	477	9/15/2009	92.35	-	92.35	AA	P	This is Capttime. Please see the tab called 'CAPTIME T4 CHECK!!' for all hours and names.
105	2010188	2856	801 Durham, Rick J	T4	477	9/15/2009	371.84	-	371.84	AA	P	This is Capttime. Please see the tab called 'CAPTIME T4 CHECK!!' for all hours and names.
105	2010188	2856	801 Durham, Rick J	T4	477	9/15/2009	584.32	-	584.32	AA	P	This is Capttime. Please see the tab called 'CAPTIME T4 CHECK!!' for all hours and names.
105	2010188	2856	801 Matthews, Linda C	T4	477	9/15/2009	92.35	-	92.35	AA	P	This is Capttime. Please see the tab called 'CAPTIME T4 CHECK!!' for all hours and names.
105	2010188	2856	801 Durham, Rick J	T4	477	9/15/2009	424.96	-	424.96	AA	P	This is Capttime. Please see the tab called 'CAPTIME T4 CHECK!!' for all hours and names.
105	2010188	2856	801 Durham, Rick J	T4	477	9/15/2009	424.96	-	424.96	AA	P	This is Capttime. Please see the tab called 'CAPTIME T4 CHECK!!' for all hours and names.
105	2010188	2856	801 Durham, Rick J	T4	477	9/15/2009	371.84	-	371.84	AA	P	This is Capttime. Please see the tab called 'CAPTIME T4 CHECK!!' for all hours and names.
105	2010188	2856	801 Crossett, Lisa Ann	T4	486	9/30/2009	230.00	-	230.00	AA	P	This is Capttime. Please see the tab called 'CAPTIME T4 CHECK!!' for all hours and names.
105	2010188	2856	801 Crossett, Lisa Ann	T4	486	9/30/2009	230.00	-	230.00	AA	P	This is Capttime. Please see the tab called 'CAPTIME T4 CHECK!!' for all hours and names.
105	2010188	2856	801 Crossett, Lisa Ann	T4	486	9/30/2009	115.00	-	115.00	AA	P	This is Capttime. Please see the tab called 'CAPTIME T4 CHECK!!' for all hours and names.
105	2010188	2856	801 Hoy, John Patrick	T4	486	9/30/2009	222.00	-	222.00	AA	P	This is Capttime. Please see the tab called 'CAPTIME T4 CHECK!!' for all hours and names.
105	2010188	2856	801 Hoy, John Patrick	T4	486	9/30/2009	222.00	-	222.00	AA	P	This is Capttime. Please see the tab called 'CAPTIME T4 CHECK!!' for all hours and names.
105	2010188	2856	801 Hopkins, John Robert	T4	486	9/30/2009	66.51	-	66.51	AA	P	This is Capttime. Please see the tab called 'CAPTIME T4 CHECK!!' for all hours and names.
105	2010188	2856	801 Hopkins, John Robert	T4	486	9/30/2009	88.68	-	88.68	AA	P	This is Capttime. Please see the tab called 'CAPTIME T4 CHECK!!' for all hours and names.

105	2010188	2856	801 Hopkins, John Robert	T4	486	9/30/2009	88.68	-	88.68	AA	P	This is Capttime. Please see the tab called 'CAPTIME T4 CHECK!!' for all hours and names.
105	2010188	2856	801 Hopkins, John Robert	T4	486	9/30/2009	88.68	-	88.68	AA	P	This is Capttime. Please see the tab called 'CAPTIME T4 CHECK!!' for all hours and names.
105	2010188	2856	801 Daniel, Carl	T4	486	9/30/2009	122.92	-	122.92	AA	P	This is Capttime. Please see the tab called 'CAPTIME T4 CHECK!!' for all hours and names.
105	2010188	2856	801 Daniel, Carl	T4	486	9/30/2009	122.92	-	122.92	AA	P	This is Capttime. Please see the tab called 'CAPTIME T4 CHECK!!' for all hours and names.
105	2010188	2856	801 Durham, Rick J	T4	486	9/30/2009	424.96	-	424.96	AA	P	This is Capttime. Please see the tab called 'CAPTIME T4 CHECK!!' for all hours and names.
105	2010188	2856	801 Durham, Rick J	T4	486	9/30/2009	531.20	-	531.20	AA	P	This is Capttime. Please see the tab called 'CAPTIME T4 CHECK!!' for all hours and names.
105	2010188	2856	801 Durham, Rick J	T4	486	9/30/2009	531.20	-	531.20	AA	P	This is Capttime. Please see the tab called 'CAPTIME T4 CHECK!!' for all hours and names.
105	2010188	2856	801 Durham, Rick J	T4	486	9/30/2009	531.20	-	531.20	AA	P	This is Capttime. Please see the tab called 'CAPTIME T4 CHECK!!' for all hours and names.
105	2010188	2856	801 Durham, Rick J	T4	486	9/30/2009	424.96	-	424.96	AA	P	This is Capttime. Please see the tab called 'CAPTIME T4 CHECK!!' for all hours and names.
105	2010188	2856	801 Durham, Rick J	T4	486	9/30/2009	265.60	-	265.60	AA	P	This is Capttime. Please see the tab called 'CAPTIME T4 CHECK!!' for all hours and names.
105	2010188	2856	801 Durham, Rick J	T4	486	9/30/2009	212.48	-	212.48	AA	P	This is Capttime. Please see the tab called 'CAPTIME T4 CHECK!!' for all hours and names.
105	2010188	2856	801 Durham, Rick J	T4	486	9/30/2009	637.44	-	637.44	AA	P	This is Capttime. Please see the tab called 'CAPTIME T4 CHECK!!' for all hours and names.
105	2010188	2856	801 Durham, Rick J	T4	486	9/30/2009	584.32	-	584.32	AA	P	This is Capttime. Please see the tab called 'CAPTIME T4 CHECK!!' for all hours and names.
105	2010188	2856	801 Durham, Rick J	T4	486	9/30/2009	743.68	-	743.68	AA	P	This is Capttime. Please see the tab called 'CAPTIME T4 CHECK!!' for all hours and names.

105	2010188	2856	801 Matthews, Linda C	T4	486	9/30/2009	73.88	-	73.88	AA	P	This is Capttime. Please see the tab called 'CAPTIME T4 CHECK!!' for all hours and names.
105	2010188	2856	801 Matthews, Linda C	T4	486	9/30/2009	36.94	-	36.94	AA	P	This is Capttime. Please see the tab called 'CAPTIME T4 CHECK!!' for all hours and names.
105	2010188	2856	801 Matthews, Linda C	T4	486	9/30/2009	36.94	-	36.94	AA	P	This is Capttime. Please see the tab called 'CAPTIME T4 CHECK!!' for all hours and names.
105	2010188	2856	801 Matthews, Linda C	T4	486	9/30/2009	73.88	-	73.88	AA	P	This is Capttime. Please see the tab called 'CAPTIME T4 CHECK!!' for all hours and names.
105	2010188	2856	801 Matthews, Linda C	T4	486	9/30/2009	73.88	-	73.88	AA	P	This is Capttime. Please see the tab called 'CAPTIME T4 CHECK!!' for all hours and names.
105	2010188	2856	801 Matthews, Linda C	T4	486	9/30/2009	18.47	-	18.47	AA	P	This is Capttime. Please see the tab called 'CAPTIME T4 CHECK!!' for all hours and names.
105	2010188	2856	801 Matthews, Linda C	T4	486	9/30/2009	36.94	-	36.94	AA	P	This is Capttime. Please see the tab called 'CAPTIME T4 CHECK!!' for all hours and names.
105	2010188	2856	801 Matthews, Linda C	T4	486	9/30/2009	73.88	-	73.88	AA	P	This is Capttime. Please see the tab called 'CAPTIME T4 CHECK!!' for all hours and names.
105	2010188	2856	801 Matthews, Linda C	T4	486	9/30/2009	147.76	-	147.76	AA	P	This is Capttime. Please see the tab called 'CAPTIME T4 CHECK!!' for all hours and names.
105	2010188	2856	801 Matthews, Linda C	T4	486	9/30/2009	129.29	-	129.29	AA	P	This is Capttime. Please see the tab called 'CAPTIME T4 CHECK!!' for all hours and names.
105	2010188	2856	801 Dugan, Grace Ann	T4	486	9/30/2009	65.75	-	65.75	AA	P	This is Capttime. Please see the tab called 'CAPTIME T4 CHECK!!' for all hours and names.
105	2010188	2856	801 Dugan, Grace Ann	T4	486	9/30/2009	43.83	-	43.83	AA	P	This is Capttime. Please see the tab called 'CAPTIME T4 CHECK!!' for all hours and names.
105	2010188	2856	801 Dugan, Grace Ann	T4	486	9/30/2009	65.75	-	65.75	AA	P	This is Capttime. Please see the tab called 'CAPTIME T4 CHECK!!' for all hours and names.
105	2010188	2856	801 Dugan, Grace Ann	T4	486	9/30/2009	65.75	-	65.75	AA	P	This is Capttime. Please see the tab called 'CAPTIME T4 CHECK!!' for all hours and names.

105	2010188	2856	801 Dugan, Grace Ann	T4	486	9/30/2009	13.15	-	13.15	AA	P	This is Capttime. Please see the tab called 'CAPTIME T4 CHECK!!' for all hours and names.
105	2010188	2856	801 Dugan, Grace Ann	T4	486	9/30/2009	65.75	-	65.75	AA	P	This is Capttime. Please see the tab called 'CAPTIME T4 CHECK!!' for all hours and names.
105	2010188	2856	801 Dugan, Grace Ann	T4	486	9/30/2009	65.75	-	65.75	AA	P	This is Capttime. Please see the tab called 'CAPTIME T4 CHECK!!' for all hours and names.
105	2010188	2856	801 Sasic, Karen Lee	T4	486	9/30/2009	113.79	-	113.79	AA	P	This is Capttime. Please see the tab called 'CAPTIME T4 CHECK!!' for all hours and names.
105	2010188	2856	801 Sasic, Karen Lee	T4	486	9/30/2009	227.58	-	227.58	AA	P	This is Capttime. Please see the tab called 'CAPTIME T4 CHECK!!' for all hours and names.
105	2010188	2856	801 Sasic, Karen Lee	T4	486	9/30/2009	265.51	-	265.51	AA	P	This is Capttime. Please see the tab called 'CAPTIME T4 CHECK!!' for all hours and names.
105	2010188	2856	801 Sasic, Karen Lee	T4	486	9/30/2009	151.72	-	151.72	AA	P	This is Capttime. Please see the tab called 'CAPTIME T4 CHECK!!' for all hours and names.
105	2010188	2856	801 Sasic, Karen Lee	T4	486	9/30/2009	151.72	-	151.72	AA	P	This is Capttime. Please see the tab called 'CAPTIME T4 CHECK!!' for all hours and names.
105	2010188	2856	801 Sasic, Karen Lee	T4	486	9/30/2009	75.86	-	75.86	AA	P	This is Capttime. Please see the tab called 'CAPTIME T4 CHECK!!' for all hours and names.
105	2010188	2856	801 Sasic, Karen Lee	T4	486	9/30/2009	75.86	-	75.86	AA	P	This is Capttime. Please see the tab called 'CAPTIME T4 CHECK!!' for all hours and names.
105	2010188	2856	801 Sasic, Karen Lee	T4	486	9/30/2009	75.86	-	75.86	AA	P	This is Capttime. Please see the tab called 'CAPTIME T4 CHECK!!' for all hours and names.
105	2010188	2856	801 Sasic, Karen Lee	T4	486	9/30/2009	227.58	-	227.58	AA	P	This is Capttime. Please see the tab called 'CAPTIME T4 CHECK!!' for all hours and names.
105	2010188	2856	801 Crossett, Lisa Ann	T4	486	9/30/2009	115.00	-	115.00	AA	P	This is Capttime. Please see the tab called 'CAPTIME T4 CHECK!!' for all hours and names.
105	2010188	2856	801 Durham, Rick J	T4	489	10/15/2009	424.96	-	424.96	AA	P	This is Capttime. Please see the tab called 'CAPTIME T4 CHECK!!' for all hours and names.

105	2010188	2856	801 Durham, Rick J	T4	489	10/15/2009	637.44	-	637.44	AA	P	This is Capttime. Please see the tab called 'CAPTIME T4 CHECK!!' for all hours and names.
105	2010188	2856	801 Durham, Rick J	T4	489	10/15/2009	637.44	-	637.44	AA	P	This is Capttime. Please see the tab called 'CAPTIME T4 CHECK!!' for all hours and names.
105	2010188	2856	801 Durham, Rick J	T4	489	10/15/2009	318.72	-	318.72	AA	P	This is Capttime. Please see the tab called 'CAPTIME T4 CHECK!!' for all hours and names.
105	2010188	2856	801 Durham, Rick J	T4	489	10/15/2009	106.24	-	106.24	AA	P	This is Capttime. Please see the tab called 'CAPTIME T4 CHECK!!' for all hours and names.
105	2010188	2856	801 Durham, Rick J	T4	489	10/15/2009	212.48	-	212.48	AA	P	This is Capttime. Please see the tab called 'CAPTIME T4 CHECK!!' for all hours and names.
105	2010188	2856	801 Matthews, Linda C	T4	489	10/15/2009	110.82	-	110.82	AA	P	This is Capttime. Please see the tab called 'CAPTIME T4 CHECK!!' for all hours and names.
105	2010188	2856	801 Matthews, Linda C	T4	489	10/15/2009	73.88	-	73.88	AA	P	This is Capttime. Please see the tab called 'CAPTIME T4 CHECK!!' for all hours and names.
105	2010188	2856	801 Matthews, Linda C	T4	489	10/15/2009	73.88	-	73.88	AA	P	This is Capttime. Please see the tab called 'CAPTIME T4 CHECK!!' for all hours and names.
105	2010188	2856	801 Matthews, Linda C	T4	489	10/15/2009	147.76	-	147.76	AA	P	This is Capttime. Please see the tab called 'CAPTIME T4 CHECK!!' for all hours and names.
105	2010188	2856	801 Matthews, Linda C	T4	489	10/15/2009	147.76	-	147.76	AA	P	This is Capttime. Please see the tab called 'CAPTIME T4 CHECK!!' for all hours and names.
105	2010188	2856	801 Matthews, Linda C	T4	489	10/15/2009	73.88	-	73.88	AA	P	This is Capttime. Please see the tab called 'CAPTIME T4 CHECK!!' for all hours and names.
105	2010188	2856	801 Matthews, Linda C	T4	489	10/15/2009	295.52	-	295.52	AA	P	This is Capttime. Please see the tab called 'CAPTIME T4 CHECK!!' for all hours and names.
105	2010188	2856	801 Matthews, Linda C	T4	489	10/15/2009	443.28	-	443.28	AA	P	This is Capttime. Please see the tab called 'CAPTIME T4 CHECK!!' for all hours and names.
105	2010188	2856	801 Matthews, Linda C	T4	489	10/15/2009	443.28	-	443.28	AA	P	This is Capttime. Please see the tab called 'CAPTIME T4 CHECK!!' for all hours and names.

105	2010188	2856	801 Matthews, Linda C	T4	489	10/15/2009	443.28	-	443.28	AA	P	This is Capttime. Please see the tab called 'CAPTIME T4 CHECK!!' for all hours and names.
105	2010188	2856	801 Dugan, Grace Ann	T4	489	10/15/2009	438.30	-	438.30	AA	P	This is Capttime. Please see the tab called 'CAPTIME T4 CHECK!!' for all hours and names.
105	2010188	2856	801 Dugan, Grace Ann	T4	489	10/15/2009	482.13	-	482.13	AA	P	This is Capttime. Please see the tab called 'CAPTIME T4 CHECK!!' for all hours and names.
105	2010188	2856	801 Dugan, Grace Ann	T4	489	10/15/2009	438.30	-	438.30	AA	P	This is Capttime. Please see the tab called 'CAPTIME T4 CHECK!!' for all hours and names.
105	2010188	2856	801 Dugan, Grace Ann	T4	489	10/15/2009	482.13	-	482.13	AA	P	This is Capttime. Please see the tab called 'CAPTIME T4 CHECK!!' for all hours and names.
105	2010188	2856	801 Sasic, Karen Lee	T4	489	10/15/2009	322.41	-	322.41	AA	P	This is Capttime. Please see the tab called 'CAPTIME T4 CHECK!!' for all hours and names.
105	2010188	2856	801 Sasic, Karen Lee	T4	489	10/15/2009	312.92	-	312.92	AA	P	This is Capttime. Please see the tab called 'CAPTIME T4 CHECK!!' for all hours and names.
105	2010188	2856	801 Sasic, Karen Lee	T4	489	10/15/2009	170.69	-	170.69	AA	P	This is Capttime. Please see the tab called 'CAPTIME T4 CHECK!!' for all hours and names.
105	2010188	2856	801 Sasic, Karen Lee	T4	489	10/15/2009	37.93	-	37.93	AA	P	This is Capttime. Please see the tab called 'CAPTIME T4 CHECK!!' for all hours and names.
105	2010188	2856	801 Sasic, Karen Lee	T4	489	10/15/2009	151.72	-	151.72	AA	P	This is Capttime. Please see the tab called 'CAPTIME T4 CHECK!!' for all hours and names.
105	2010188	2856	801 Sasic, Karen Lee	T4	489	10/15/2009	75.86	-	75.86	AA	P	This is Capttime. Please see the tab called 'CAPTIME T4 CHECK!!' for all hours and names.
105	2010188	2856	801 Sasic, Karen Lee	T4	489	10/15/2009	37.93	-	37.93	AA	P	This is Capttime. Please see the tab called 'CAPTIME T4 CHECK!!' for all hours and names.
105	2010188	2856	801 Sasic, Karen Lee	T4	489	10/15/2009	303.44	-	303.44	AA	P	This is Capttime. Please see the tab called 'CAPTIME T4 CHECK!!' for all hours and names.
105	2010188	2856	801 Sasic, Karen Lee	T4	489	10/15/2009	284.48	-	284.48	AA	P	This is Capttime. Please see the tab called 'CAPTIME T4 CHECK!!' for all hours and names.



105	2010188	2856	801 Sasic, Karen Lee	T4	489	10/15/2009	303.44	-	303.44	AA	P	This is Capttime. Please see the tab called 'CAPTIME T4 CHECK!!' for all hours and names.
105	2010188	2856	801 Sasic, Karen Lee	T4	489	10/15/2009	455.16	-	455.16	AA	P	This is Capttime. Please see the tab called 'CAPTIME T4 CHECK!!' for all hours and names.
105	2010188	2856	801 Haas, Bruce T	T4	489	10/15/2009	36.90	-	36.90	AA	P	This is Capttime. Please see the tab called 'CAPTIME T4 CHECK!!' for all hours and names.
105	2010188	2856	801 Haas, Bruce T	T4	489	10/15/2009	73.80	-	73.80	AA	P	This is Capttime. Please see the tab called 'CAPTIME T4 CHECK!!' for all hours and names.
105	2010188	2856	801 Crossett, Lisa Ann	T4	489	10/15/2009	115.00	-	115.00	AA	P	This is Capttime. Please see the tab called 'CAPTIME T4 CHECK!!' for all hours and names.
105	2010188	2856	801 Crossett, Lisa Ann	T4	489	10/15/2009	230.00	-	230.00	AA	P	This is Capttime. Please see the tab called 'CAPTIME T4 CHECK!!' for all hours and names.
105	2010188	2856	801 Crossett, Lisa Ann	T4	489	10/15/2009	115.00	-	115.00	AA	P	This is Capttime. Please see the tab called 'CAPTIME T4 CHECK!!' for all hours and names.
105	2010188	2856	801 Crossett, Lisa Ann	T4	489	10/15/2009	115.00	-	115.00	AA	P	This is Capttime. Please see the tab called 'CAPTIME T4 CHECK!!' for all hours and names.
105	2010188	2856	801 Hoy, John Patrick	T4	489	10/15/2009	111.00	-	111.00	AA	P	This is Capttime. Please see the tab called 'CAPTIME T4 CHECK!!' for all hours and names.
105	2010188	2856	801 Hoy, John Patrick	T4	489	10/15/2009	222.00	-	222.00	AA	P	This is Capttime. Please see the tab called 'CAPTIME T4 CHECK!!' for all hours and names.
105	2010188	2856	801 Hoy, John Patrick	T4	489	10/15/2009	111.00	-	111.00	AA	P	This is Capttime. Please see the tab called 'CAPTIME T4 CHECK!!' for all hours and names.
105	2010188	2856	801 Hoy, John Patrick	T4	489	10/15/2009	111.00	-	111.00	AA	P	This is Capttime. Please see the tab called 'CAPTIME T4 CHECK!!' for all hours and names.
105	2010188	2856	801 Hopkins, John Robert	T4	489	10/15/2009	88.68	-	88.68	AA	P	This is Capttime. Please see the tab called 'CAPTIME T4 CHECK!!' for all hours and names.
105	2010188	2856	801 Hopkins, John Robert	T4	489	10/15/2009	88.68	-	88.68	AA	P	This is Capttime. Please see the tab called 'CAPTIME T4 CHECK!!' for all hours and names.

105	2010188	2856	801 Hopkins, John Robert	T4	489	10/15/2009	88.68	-	88.68	AA	P	This is Capttime. Please see the tab called 'CAPTIME T4 CHECK!!' for all hours and names.
105	2010188	2856	801 Hopkins, John Robert	T4	489	10/15/2009	88.68	-	88.68	AA	P	This is Capttime. Please see the tab called 'CAPTIME T4 CHECK!!' for all hours and names.
105	2010188	2856	801 Hopkins, John Robert	T4	489	10/15/2009	88.68	-	88.68	AA	P	This is Capttime. Please see the tab called 'CAPTIME T4 CHECK!!' for all hours and names.
105	2010188	2856	801 Hopkins, John Robert	T4	489	10/15/2009	88.68	-	88.68	AA	P	This is Capttime. Please see the tab called 'CAPTIME T4 CHECK!!' for all hours and names.
105	2010188	2856	801 Hopkins, John Robert	T4	489	10/15/2009	88.68	-	88.68	AA	P	This is Capttime. Please see the tab called 'CAPTIME T4 CHECK!!' for all hours and names.
105	2010188	2856	801 Hopkins, John Robert	T4	489	10/15/2009	88.68	-	88.68	AA	P	This is Capttime. Please see the tab called 'CAPTIME T4 CHECK!!' for all hours and names.
105	2010188	2856	801 Bonagura, John F	T4	489	10/15/2009	28.45	-	28.45	AA	P	This is Capttime. Please see the tab called 'CAPTIME T4 CHECK!!' for all hours and names.
105	2010188	2856	801 Daniel, Carl	T4	489	10/15/2009	122.92	-	122.92	AA	P	This is Capttime. Please see the tab called 'CAPTIME T4 CHECK!!' for all hours and names.
105	2010188	2856	801 Durham, Rick J	T4	489	10/15/2009	424.96	-	424.96	AA	P	This is Capttime. Please see the tab called 'CAPTIME T4 CHECK!!' for all hours and names.
105	2010188	2856	801 Durham, Rick J	T4	489	10/15/2009	371.84	-	371.84	AA	P	This is Capttime. Please see the tab called 'CAPTIME T4 CHECK!!' for all hours and names.
105	2010188	2856	801 Durham, Rick J	T4	489	10/15/2009	212.48	-	212.48	AA	P	This is Capttime. Please see the tab called 'CAPTIME T4 CHECK!!' for all hours and names.
105	2010188	2856	801 Hoy, John Patrick	T4	501	10/31/2009	111.00	-	111.00	AA	P	This is Capttime. Please see the tab called 'CAPTIME T4 CHECK!!' for all hours and names.
105	2010188	2856	801 Hoy, John Patrick	T4	501	10/31/2009	111.00	-	111.00	AA	P	This is Capttime. Please see the tab called 'CAPTIME T4 CHECK!!' for all hours and names.
105	2010188	2856	801 Hopkins, John Robert	T4	501	10/31/2009	88.68	-	88.68	AA	P	This is Capttime. Please see the tab called 'CAPTIME T4 CHECK!!' for all hours and names.

105	2010188	2856	801 Hopkins, John Robert	T4	501	10/31/2009	88.68	-	88.68	AA	P	This is Capttime. Please see the tab called 'CAPTIME T4 CHECK!!' for all hours and names.
105	2010188	2856	801 Hopkins, John Robert	T4	501	10/31/2009	66.51	-	66.51	AA	P	This is Capttime. Please see the tab called 'CAPTIME T4 CHECK!!' for all hours and names.
105	2010188	2856	801 Sparrow, Lisa Ann	T4	501	10/31/2009	115.00	-	115.00	AA	P	This is Capttime. Please see the tab called 'CAPTIME T4 CHECK!!' for all hours and names.
105	2010188	2856	801 Sparrow, Lisa Ann	T4	501	10/31/2009	230.00	-	230.00	AA	P	This is Capttime. Please see the tab called 'CAPTIME T4 CHECK!!' for all hours and names.
105	2010188	2856	801 Sparrow, Lisa Ann	T4	501	10/31/2009	115.00	-	115.00	AA	P	This is Capttime. Please see the tab called 'CAPTIME T4 CHECK!!' for all hours and names.
105	2010188	2856	801 Sparrow, Lisa Ann	T4	501	10/31/2009	230.00	-	230.00	AA	P	This is Capttime. Please see the tab called 'CAPTIME T4 CHECK!!' for all hours and names.
105	2010188	2856	801 Hoy, John Patrick	T4	501	10/31/2009	111.00	-	111.00	AA	P	This is Capttime. Please see the tab called 'CAPTIME T4 CHECK!!' for all hours and names.
105	2010188	2856	801 Sparrow, Lisa Ann	T4	501	10/31/2009	115.00	-	115.00	AA	P	This is Capttime. Please see the tab called 'CAPTIME T4 CHECK!!' for all hours and names.
105	2010188	2856	801 Sparrow, Lisa Ann	T4	501	10/31/2009	230.00	-	230.00	AA	P	This is Capttime. Please see the tab called 'CAPTIME T4 CHECK!!' for all hours and names.
105	2010188	2856	801 Sasic, Karen Lee	T4	501	10/31/2009	151.72	-	151.72	AA	P	This is Capttime. Please see the tab called 'CAPTIME T4 CHECK!!' for all hours and names.
105	2010188	2856	801 Sasic, Karen Lee	T4	501	10/31/2009	94.83	-	94.83	AA	P	This is Capttime. Please see the tab called 'CAPTIME T4 CHECK!!' for all hours and names.
105	2010188	2856	801 Sasic, Karen Lee	T4	501	10/31/2009	75.86	-	75.86	AA	P	This is Capttime. Please see the tab called 'CAPTIME T4 CHECK!!' for all hours and names.
105	2010188	2856	801 Sasic, Karen Lee	T4	501	10/31/2009	113.79	-	113.79	AA	P	This is Capttime. Please see the tab called 'CAPTIME T4 CHECK!!' for all hours and names.
105	2010188	2856	801 Sasic, Karen Lee	T4	501	10/31/2009	227.58	-	227.58	AA	P	This is Capttime. Please see the tab called 'CAPTIME T4 CHECK!!' for all hours and names.

105	2010188	2856	801 Sasic, Karen Lee	T4	501	10/31/2009	113.79	-	113.79	AA	P	This is Capttime. Please see the tab called 'CAPTIME T4 CHECK!!' for all hours and names.
105	2010188	2856	801 Sasic, Karen Lee	T4	501	10/31/2009	113.79	-	113.79	AA	P	This is Capttime. Please see the tab called 'CAPTIME T4 CHECK!!' for all hours and names.
105	2010188	2856	801 Sasic, Karen Lee	T4	501	10/31/2009	37.93	-	37.93	AA	P	This is Capttime. Please see the tab called 'CAPTIME T4 CHECK!!' for all hours and names.
105	2010188	2856	801 Sasic, Karen Lee	T4	501	10/31/2009	113.79	-	113.79	AA	P	This is Capttime. Please see the tab called 'CAPTIME T4 CHECK!!' for all hours and names.
105	2010188	2856	801 Dugan, Grace Ann	T4	501	10/31/2009	43.83	-	43.83	AA	P	This is Capttime. Please see the tab called 'CAPTIME T4 CHECK!!' for all hours and names.
105	2010188	2856	801 Dugan, Grace Ann	T4	501	10/31/2009	43.83	-	43.83	AA	P	This is Capttime. Please see the tab called 'CAPTIME T4 CHECK!!' for all hours and names.
105	2010188	2856	801 Dugan, Grace Ann	T4	501	10/31/2009	65.75	-	65.75	AA	P	This is Capttime. Please see the tab called 'CAPTIME T4 CHECK!!' for all hours and names.
105	2010188	2856	801 Sasic, Karen Lee	T4	501	10/31/2009	303.44	-	303.44	AA	P	This is Capttime. Please see the tab called 'CAPTIME T4 CHECK!!' for all hours and names.
105	2010188	2856	801 Sasic, Karen Lee	T4	501	10/31/2009	75.86	-	75.86	AA	P	This is Capttime. Please see the tab called 'CAPTIME T4 CHECK!!' for all hours and names.
105	2010188	2856	801 Matthews, Linda C	T4	501	10/31/2009	73.88	-	73.88	AA	P	This is Capttime. Please see the tab called 'CAPTIME T4 CHECK!!' for all hours and names.
105	2010188	2856	801 Matthews, Linda C	T4	501	10/31/2009	73.88	-	73.88	AA	P	This is Capttime. Please see the tab called 'CAPTIME T4 CHECK!!' for all hours and names.
105	2010188	2856	801 Matthews, Linda C	T4	501	10/31/2009	55.41	-	55.41	AA	P	This is Capttime. Please see the tab called 'CAPTIME T4 CHECK!!' for all hours and names.
105	2010188	2856	801 Matthews, Linda C	T4	501	10/31/2009	36.94	-	36.94	AA	P	This is Capttime. Please see the tab called 'CAPTIME T4 CHECK!!' for all hours and names.
105	2010188	2856	801 Dugan, Grace Ann	T4	501	10/31/2009	350.64	-	350.64	AA	P	This is Capttime. Please see the tab called 'CAPTIME T4 CHECK!!' for all hours and names.

105	2010188	2856	801 Gammon, Jublia B	T4	501	10/31/2009	110.82	-	110.82	AA	P	This is Capttime. Please see the tab called 'CAPTIME T4 CHECK!!' for all hours and names.
105	2010188	2856	801 Gammon, Jublia B	T4	501	10/31/2009	110.82	-	110.82	AA	P	This is Capttime. Please see the tab called 'CAPTIME T4 CHECK!!' for all hours and names.
105	2010188	2856	801 Gammon, Jublia B	T4	501	10/31/2009	110.82	-	110.82	AA	P	This is Capttime. Please see the tab called 'CAPTIME T4 CHECK!!' for all hours and names.
105	2010188	2856	801 Gammon, Jublia B	T4	501	10/31/2009	110.82	-	110.82	AA	P	This is Capttime. Please see the tab called 'CAPTIME T4 CHECK!!' for all hours and names.
105	2010188	2856	801 Daniel, Carl	T4	501	10/31/2009	122.92	-	122.92	AA	P	This is Capttime. Please see the tab called 'CAPTIME T4 CHECK!!' for all hours and names.
105	2010188	2856	801 Daniel, Carl	T4	501	10/31/2009	122.92	-	122.92	AA	P	This is Capttime. Please see the tab called 'CAPTIME T4 CHECK!!' for all hours and names.
105	2010188	2856	801 Durham, Rick J	T4	501	10/31/2009	424.96	-	424.96	AA	P	This is Capttime. Please see the tab called 'CAPTIME T4 CHECK!!' for all hours and names.
105	2010188	2856	801 Durham, Rick J	T4	501	10/31/2009	318.72	-	318.72	AA	P	This is Capttime. Please see the tab called 'CAPTIME T4 CHECK!!' for all hours and names.
105	2010188	2856	801 Durham, Rick J	T4	501	10/31/2009	637.44	-	637.44	AA	P	This is Capttime. Please see the tab called 'CAPTIME T4 CHECK!!' for all hours and names.
105	2010188	2856	801 Durham, Rick J	T4	501	10/31/2009	106.24	-	106.24	AA	P	This is Capttime. Please see the tab called 'CAPTIME T4 CHECK!!' for all hours and names.
105	2010188	2856	801 Durham, Rick J	T4	501	10/31/2009	106.24	-	106.24	AA	P	This is Capttime. Please see the tab called 'CAPTIME T4 CHECK!!' for all hours and names.
105	2010188	2856	801 Durham, Rick J	T4	501	10/31/2009	424.96	-	424.96	AA	P	This is Capttime. Please see the tab called 'CAPTIME T4 CHECK!!' for all hours and names.
105	2010188	2856	801 Durham, Rick J	T4	501	10/31/2009	106.24	-	106.24	AA	P	This is Capttime. Please see the tab called 'CAPTIME T4 CHECK!!' for all hours and names.
105	2010188	2856	801 Durham, Rick J	T4	501	10/31/2009	106.24	-	106.24	AA	P	This is Capttime. Please see the tab called 'CAPTIME T4 CHECK!!' for all hours and names.

105	2010188	2856	801 Durham, Rick J	T4	501	10/31/2009	424.96	-	424.96	AA	P	This is Capttime. Please see the tab called 'CAPTIME T4 CHECK!!' for all hours and names.
105	2010188	2856	801 Durham, Rick J	T4	501	10/31/2009	212.48	-	212.48	AA	P	This is Capttime. Please see the tab called 'CAPTIME T4 CHECK!!' for all hours and names.
105	2010188	2856	801 Durham, Rick J	T4	501	10/31/2009	318.72	-	318.72	AA	P	This is Capttime. Please see the tab called 'CAPTIME T4 CHECK!!' for all hours and names.
105	2010188	2856	801 Durham, Rick J	T4	501	10/31/2009	371.84	-	371.84	AA	P	This is Capttime. Please see the tab called 'CAPTIME T4 CHECK!!' for all hours and names.
105	2010188	2856	801 Durham, Rick J	T4	501	10/31/2009	53.12	-	53.12	AA	P	This is Capttime. Please see the tab called 'CAPTIME T4 CHECK!!' for all hours and names.
105	2010188	2856	801 Matthews, Linda C	T4	501	10/31/2009	258.58	-	258.58	AA	P	This is Capttime. Please see the tab called 'CAPTIME T4 CHECK!!' for all hours and names.
105	2010188	2856	801 Durham, Rick J	T4	507	11/15/2009	204.14	-	204.14	AA	P	This is Capttime. Please see the tab called 'CAPTIME T4 CHECK!!' for all hours and names.
105	2010188	2856	801 Daniel, Carl	T4	507	11/15/2009	234.94	-	234.94	AA	P	This is Capttime. Please see the tab called 'CAPTIME T4 CHECK!!' for all hours and names.
105	2010188	2856	801 Matthews, Linda C	T4	507	11/15/2009	38.19	-	38.19	AA	P	This is Capttime. Please see the tab called 'CAPTIME T4 CHECK!!' for all hours and names.
105	2010188	2856	801 Matthews, Linda C	T4	507	11/15/2009	38.19	-	38.19	AA	P	This is Capttime. Please see the tab called 'CAPTIME T4 CHECK!!' for all hours and names.
105	2010188	2856	801 Matthews, Linda C	T4	507	11/15/2009	76.38	-	76.38	AA	P	This is Capttime. Please see the tab called 'CAPTIME T4 CHECK!!' for all hours and names.
105	2010188	2856	801 Sightler, Charlotte L	T4	507	11/15/2009	112.80	-	112.80	AA	P	This is Capttime. Please see the tab called 'CAPTIME T4 CHECK!!' for all hours and names.
105	2010188	2856	801 Sightler, Charlotte L	T4	507	11/15/2009	112.80	-	112.80	AA	P	This is Capttime. Please see the tab called 'CAPTIME T4 CHECK!!' for all hours and names.
105	2010188	2856	801 Sightler, Charlotte L	T4	507	11/15/2009	47.00	-	47.00	AA	P	This is Capttime. Please see the tab called 'CAPTIME T4 CHECK!!' for all hours and names.

105	2010188	2856	801 Sightler, Charlotte L	T4	507	11/15/2009	75.20	-	75.20	AA	P	This is Capttime. Please see the tab called 'CAPTIME T4 CHECK!!' for all hours and names.
105	2010188	2856	801 Sightler, Charlotte L	T4	507	11/15/2009	84.60	-	84.60	AA	P	This is Capttime. Please see the tab called 'CAPTIME T4 CHECK!!' for all hours and names.
105	2010188	2856	801 Matthews, Linda C	T4	507	11/15/2009	38.19	-	38.19	AA	P	This is Capttime. Please see the tab called 'CAPTIME T4 CHECK!!' for all hours and names.
105	2010188	2856	801 Matthews, Linda C	T4	507	11/15/2009	76.38	-	76.38	AA	P	This is Capttime. Please see the tab called 'CAPTIME T4 CHECK!!' for all hours and names.
105	2010188	2856	801 Matthews, Linda C	T4	507	11/15/2009	19.10	-	19.10	AA	P	This is Capttime. Please see the tab called 'CAPTIME T4 CHECK!!' for all hours and names.
105	2010188	2856	801 Matthews, Linda C	T4	507	11/15/2009	95.48	-	95.48	AA	P	This is Capttime. Please see the tab called 'CAPTIME T4 CHECK!!' for all hours and names.
105	2010188	2856	801 Matthews, Linda C	T4	507	11/15/2009	114.57	-	114.57	AA	P	This is Capttime. Please see the tab called 'CAPTIME T4 CHECK!!' for all hours and names.
105	2010188	2856	801 Sasic, Karen Lee	T4	507	11/15/2009	77.20	-	77.20	AA	P	This is Capttime. Please see the tab called 'CAPTIME T4 CHECK!!' for all hours and names.
105	2010188	2856	801 Sasic, Karen Lee	T4	507	11/15/2009	115.80	-	115.80	AA	P	This is Capttime. Please see the tab called 'CAPTIME T4 CHECK!!' for all hours and names.
105	2010188	2856	801 Sasic, Karen Lee	T4	507	11/15/2009	115.80	-	115.80	AA	P	This is Capttime. Please see the tab called 'CAPTIME T4 CHECK!!' for all hours and names.
105	2010188	2856	801 Sparrow, Lisa Ann	T4	507	11/15/2009	460.00	-	460.00	AA	P	This is Capttime. Please see the tab called 'CAPTIME T4 CHECK!!' for all hours and names.
105	2010188	2856	801 Sparrow, Lisa Ann	T4	507	11/15/2009	460.00	-	460.00	AA	P	This is Capttime. Please see the tab called 'CAPTIME T4 CHECK!!' for all hours and names.
105	2010188	2856	801 Daniel, Carl	T4	507	11/15/2009	704.82	-	704.82	AA	P	This is Capttime. Please see the tab called 'CAPTIME T4 CHECK!!' for all hours and names.
105	2010188	2856	801 Daniel, Carl	T4	507	11/15/2009	704.82	-	704.82	AA	P	This is Capttime. Please see the tab called 'CAPTIME T4 CHECK!!' for all hours and names.

105	2010188	2856	801 Daniel, Carl	T4	507	11/15/2009	117.47	-	117.47	AA	P	This is Capttime. Please see the tab called 'CAPTIME T4 CHECK!!' for all hours and names.
105	2010188	2856	801 Durham, Rick J	T4	507	11/15/2009	102.07	-	102.07	AA	P	This is Capttime. Please see the tab called 'CAPTIME T4 CHECK!!' for all hours and names.
105	2010188	2856	801 Durham, Rick J	T4	507	11/15/2009	204.14	-	204.14	AA	P	This is Capttime. Please see the tab called 'CAPTIME T4 CHECK!!' for all hours and names.
105	2010188	2856	801 Sasic, Karen Lee	T4	507	11/15/2009	231.60	-	231.60	AA	P	This is Capttime. Please see the tab called 'CAPTIME T4 CHECK!!' for all hours and names.
105	2010188	2856	801 Sasic, Karen Lee	T4	507	11/15/2009	115.80	-	115.80	AA	P	This is Capttime. Please see the tab called 'CAPTIME T4 CHECK!!' for all hours and names.
105	2010188	2856	801 Sparrow, Lisa Ann	T4	507	11/15/2009	230.00	-	230.00	AA	P	This is Capttime. Please see the tab called 'CAPTIME T4 CHECK!!' for all hours and names.
105	2010188	2856	801 Sudduth, Donald E	T4	507	11/15/2009	234.38	-	234.38	AA	P	This is Capttime. Please see the tab called 'CAPTIME T4 CHECK!!' for all hours and names.
105	2010188	2856	801 Sudduth, Donald E	T4	507	11/15/2009	468.76	-	468.76	AA	P	This is Capttime. Please see the tab called 'CAPTIME T4 CHECK!!' for all hours and names.
105	2010188	2856	801 Sudduth, Donald E	T4	507	11/15/2009	703.14	-	703.14	AA	P	This is Capttime. Please see the tab called 'CAPTIME T4 CHECK!!' for all hours and names.
105	2010188	2856	801 Sudduth, Donald E	T4	507	11/15/2009	937.52	-	937.52	AA	P	This is Capttime. Please see the tab called 'CAPTIME T4 CHECK!!' for all hours and names.
105	2010188	2856	801 Sasic, Karen Lee	T4	507	11/15/2009	154.40	-	154.40	AA	P	This is Capttime. Please see the tab called 'CAPTIME T4 CHECK!!' for all hours and names.
105	2010188	2856	801 Sasic, Karen Lee	T4	507	11/15/2009	154.40	-	154.40	AA	P	This is Capttime. Please see the tab called 'CAPTIME T4 CHECK!!' for all hours and names.
105	2010188	2856	801 Sasic, Karen Lee	T4	507	11/15/2009	154.40	-	154.40	AA	P	This is Capttime. Please see the tab called 'CAPTIME T4 CHECK!!' for all hours and names.
105	2010188	2856	801 Sasic, Karen Lee	T4	507	11/15/2009	115.80	-	115.80	AA	P	This is Capttime. Please see the tab called 'CAPTIME T4 CHECK!!' for all hours and names.



105	2010188	2856	801 Sasic, Karen Lee	T4	507	11/15/2009	154.40	-	154.40	AA	P	This is Capttime. Please see the tab called 'CAPTIME T4 CHECK!!' for all hours and names.
105	2010188	2856	801 Sudduth, Donald E	T4	507	11/15/2009	468.76	-	468.76	AA	P	This is Capttime. Please see the tab called 'CAPTIME T4 CHECK!!' for all hours and names.
105	2010188	2856	801 Hopkins, John Robert	T4	507	11/15/2009	42.92	-	42.92	AA	P	This is Capttime. Please see the tab called 'CAPTIME T4 CHECK!!' for all hours and names.
105	2010188	2856	801 Hopkins, John Robert	T4	507	11/15/2009	85.84	-	85.84	AA	P	This is Capttime. Please see the tab called 'CAPTIME T4 CHECK!!' for all hours and names.
105	2010188	2856	801 Hopkins, John Robert	T4	507	11/15/2009	42.92	-	42.92	AA	P	This is Capttime. Please see the tab called 'CAPTIME T4 CHECK!!' for all hours and names.
105	2010188	2856	801 Durham, Rick J	T4	507	11/15/2009	102.07	-	102.07	AA	P	This is Capttime. Please see the tab called 'CAPTIME T4 CHECK!!' for all hours and names.
105	2010188	2856	801 Matthews, Linda C	T4	518	11/30/2009	152.76	-	152.76	AA	P	This is Capttime. Please see the tab called 'CAPTIME T4 CHECK!!' for all hours and names.
105	2010188	2856	801 Durham, Rick J	T4	518	11/30/2009	102.07	-	102.07	AA	P	This is Capttime. Please see the tab called 'CAPTIME T4 CHECK!!' for all hours and names.
105	2010188	2856	801 Lashua, Martin J	T4	518	11/30/2009	152.76	-	152.76	AA	P	This is Capttime. Please see the tab called 'CAPTIME T4 CHECK!!' for all hours and names.
105	2010188	2856	801 Lashua, Martin J	T4	518	11/30/2009	229.14	-	229.14	AA	P	This is Capttime. Please see the tab called 'CAPTIME T4 CHECK!!' for all hours and names.
105	2010188	2856	801 Haas, Bruce T	T4	518	11/30/2009	75.20	-	75.20	AA	P	This is Capttime. Please see the tab called 'CAPTIME T4 CHECK!!' for all hours and names.
105	2010188	2856	801 Sowell, George William	T4	518	11/30/2009	343.36	-	343.36	AA	P	This is Capttime. Please see the tab called 'CAPTIME T4 CHECK!!' for all hours and names.
105	2010188	2856	801 Sowell, George William	T4	518	11/30/2009	343.36	-	343.36	AA	P	This is Capttime. Please see the tab called 'CAPTIME T4 CHECK!!' for all hours and names.
105	2010188	2856	801 Sasic, Karen Lee	T4	518	11/30/2009	308.80	-	308.80	AA	P	This is Capttime. Please see the tab called 'CAPTIME T4 CHECK!!' for all hours and names.

105	2010188	2856	801 Sasic, Karen Lee	T4	518	11/30/2009	308.80	-	308.80	AA	P	This is Capttime. Please see the tab called 'CAPTIME T4 CHECK!!' for all hours and names.
105	2010188	2856	801 Sasic, Karen Lee	T4	518	11/30/2009	308.80	-	308.80	AA	P	This is Capttime. Please see the tab called 'CAPTIME T4 CHECK!!' for all hours and names.
105	2010188	2856	801 Sasic, Karen Lee	T4	518	11/30/2009	231.60	-	231.60	AA	P	This is Capttime. Please see the tab called 'CAPTIME T4 CHECK!!' for all hours and names.
105	2010188	2856	801 Sudduth, Donald E	T4	518	11/30/2009	937.52	-	937.52	AA	P	This is Capttime. Please see the tab called 'CAPTIME T4 CHECK!!' for all hours and names.
105	2010188	2856	801 Sudduth, Donald E	T4	518	11/30/2009	937.52	-	937.52	AA	P	This is Capttime. Please see the tab called 'CAPTIME T4 CHECK!!' for all hours and names.
105	2010188	2856	801 Sudduth, Donald E	T4	518	11/30/2009	937.52	-	937.52	AA	P	This is Capttime. Please see the tab called 'CAPTIME T4 CHECK!!' for all hours and names.
105	2010188	2856	801 Sudduth, Donald E	T4	518	11/30/2009	937.52	-	937.52	AA	P	This is Capttime. Please see the tab called 'CAPTIME T4 CHECK!!' for all hours and names.
105	2010188	2856	801 Sudduth, Donald E	T4	518	11/30/2009	937.52	-	937.52	AA	P	This is Capttime. Please see the tab called 'CAPTIME T4 CHECK!!' for all hours and names.
105	2010188	2856	801 Matthews, Linda C	T4	518	11/30/2009	152.76	-	152.76	AA	P	This is Capttime. Please see the tab called 'CAPTIME T4 CHECK!!' for all hours and names.
105	2010188	2856	801 Matthews, Linda C	T4	518	11/30/2009	38.19	-	38.19	AA	P	This is Capttime. Please see the tab called 'CAPTIME T4 CHECK!!' for all hours and names.
105	2010188	2856	801 Matthews, Linda C	T4	518	11/30/2009	38.19	-	38.19	AA	P	This is Capttime. Please see the tab called 'CAPTIME T4 CHECK!!' for all hours and names.
105	2010188	2856	801 Matthews, Linda C	T4	518	11/30/2009	114.57	-	114.57	AA	P	This is Capttime. Please see the tab called 'CAPTIME T4 CHECK!!' for all hours and names.
105	2010188	2856	801 Matthews, Linda C	T4	518	11/30/2009	38.19	-	38.19	AA	P	This is Capttime. Please see the tab called 'CAPTIME T4 CHECK!!' for all hours and names.
105	2010188	2856	801 Sasic, Karen Lee	T4	518	11/30/2009	231.60	-	231.60	AA	P	This is Capttime. Please see the tab called 'CAPTIME T4 CHECK!!' for all hours and names.

105	2010188	2856	801 Sasic, Karen Lee	T4	518	11/30/2009	270.20	-	270.20	AA	P	This is Capttime. Please see the tab called 'CAPTIME T4 CHECK!!' for all hours and names.
105	2010188	2856	801 Sasic, Karen Lee	T4	518	11/30/2009	270.20	-	270.20	AA	P	This is Capttime. Please see the tab called 'CAPTIME T4 CHECK!!' for all hours and names.
105	2010188	2856	801 Sudduth, Donald E	T4	518	11/30/2009	937.52	-	937.52	AA	P	This is Capttime. Please see the tab called 'CAPTIME T4 CHECK!!' for all hours and names.
105	2010188	2856	801 Sudduth, Donald E	T4	518	11/30/2009	937.52	-	937.52	AA	P	This is Capttime. Please see the tab called 'CAPTIME T4 CHECK!!' for all hours and names.
105	2010188	2856	801 Matthews, Linda C	T4	518	11/30/2009	305.52	-	305.52	AA	P	This is Capttime. Please see the tab called 'CAPTIME T4 CHECK!!' for all hours and names.
105	2010188	2856	801 Matthews, Linda C	T4	518	11/30/2009	152.76	-	152.76	AA	P	This is Capttime. Please see the tab called 'CAPTIME T4 CHECK!!' for all hours and names.
105	2010188	2856	801 Sightler, Charlotte L	T4	518	11/30/2009	112.80	-	112.80	AA	P	This is Capttime. Please see the tab called 'CAPTIME T4 CHECK!!' for all hours and names.
105	2010188	2856	801 Sightler, Charlotte L	T4	518	11/30/2009	18.80	-	18.80	AA	P	This is Capttime. Please see the tab called 'CAPTIME T4 CHECK!!' for all hours and names.
105	2010188	2856	801 Haas, Bruce T	T4	518	11/30/2009	75.20	-	75.20	AA	P	This is Capttime. Please see the tab called 'CAPTIME T4 CHECK!!' for all hours and names.
105	2010188	2856	801 Harrington, Ray	T4	518	11/30/2009	38.48	-	38.48	AA	P	This is Capttime. Please see the tab called 'CAPTIME T4 CHECK!!' for all hours and names.
105	2010188	2856	801 Sowell, George William	T4	518	11/30/2009	343.36	-	343.36	AA	P	This is Capttime. Please see the tab called 'CAPTIME T4 CHECK!!' for all hours and names.
105	2010188	2856	801 Sowell, George William	T4	518	11/30/2009	343.36	-	343.36	AA	P	This is Capttime. Please see the tab called 'CAPTIME T4 CHECK!!' for all hours and names.
105	2010188	2856	801 Sowell, George William	T4	518	11/30/2009	343.36	-	343.36	AA	P	This is Capttime. Please see the tab called 'CAPTIME T4 CHECK!!' for all hours and names.
105	2010188	2856	801 Sowell, George William	T4	518	11/30/2009	343.36	-	343.36	AA	P	This is Capttime. Please see the tab called 'CAPTIME T4 CHECK!!' for all hours and names.

105	2010188	2856	801 Sowell, George William	T4	518	11/30/2009	343.36	-	343.36	AA	P	This is Capttime. Please see the tab called 'CAPTIME T4 CHECK!!' for all hours and names.
105	2010188	2856	801 Sudduth, Donald E	T4	518	11/30/2009	937.52	-	937.52	AA	P	This is Capttime. Please see the tab called 'CAPTIME T4 CHECK!!' for all hours and names.
105	2010188	2856	801 Hopkins, John Robert	T4	518	11/30/2009	429.20	-	429.20	AA	P	This is Capttime. Please see the tab called 'CAPTIME T4 CHECK!!' for all hours and names.
105	2010188	2856	801 Hopkins, John Robert	T4	518	11/30/2009	429.20	-	429.20	AA	P	This is Capttime. Please see the tab called 'CAPTIME T4 CHECK!!' for all hours and names.
105	2010188	2856	801 Hopkins, John Robert	T4	518	11/30/2009	429.20	-	429.20	AA	P	This is Capttime. Please see the tab called 'CAPTIME T4 CHECK!!' for all hours and names.
105	2010188	2856	801 Hopkins, John Robert	T4	518	11/30/2009	429.20	-	429.20	AA	P	This is Capttime. Please see the tab called 'CAPTIME T4 CHECK!!' for all hours and names.
105	2010188	2856	801 Daniel, Carl	T4	518	11/30/2009	352.41	-	352.41	AA	P	This is Capttime. Please see the tab called 'CAPTIME T4 CHECK!!' for all hours and names.
105	2010188	2856	801 Daniel, Carl	T4	518	11/30/2009	469.88	-	469.88	AA	P	This is Capttime. Please see the tab called 'CAPTIME T4 CHECK!!' for all hours and names.
105	2010188	2856	801 Daniel, Carl	T4	518	11/30/2009	117.47	-	117.47	AA	P	This is Capttime. Please see the tab called 'CAPTIME T4 CHECK!!' for all hours and names.
105	2010188	2856	801 Sightler, Charlotte L	T4	518	11/30/2009	94.00	-	94.00	AA	P	This is Capttime. Please see the tab called 'CAPTIME T4 CHECK!!' for all hours and names.
105	2010188	2856	801 Sasic, Karen Lee	T4	521	11/30/2009	115.80	-	115.80	AA	P	This is Capttime. Please see the tab called 'CAPTIME T4 CHECK!!' for all hours and names.
105	2010188	2856	801 Sasic, Karen Lee	T4	521	11/30/2009	308.80	-	308.80	AA	P	This is Capttime. Please see the tab called 'CAPTIME T4 CHECK!!' for all hours and names.
105	2010188	2856	801 Sasic, Karen Lee	T4	526	12/15/2009	463.20	-	463.20	AA	P	This is Capttime. Please see the tab called 'CAPTIME T4 CHECK!!' for all hours and names.
105	2010188	2856	801 Sowell, George William	T4	526	12/15/2009	343.36	-	343.36	AA	P	This is Capttime. Please see the tab called 'CAPTIME T4 CHECK!!' for all hours and names.

105	2010188	2856	801 Sowell, George William	T4	526	12/15/2009	343.36	-	343.36	AA	P	This is Capttime. Please see the tab called 'CAPTIME T4 CHECK!!' for all hours and names.
105	2010188	2856	801 Sasic, Karen Lee	T4	526	12/15/2009	154.40	-	154.40	AA	P	This is Capttime. Please see the tab called 'CAPTIME T4 CHECK!!' for all hours and names.
105	2010188	2856	801 Sasic, Karen Lee	T4	526	12/15/2009	154.40	-	154.40	AA	P	This is Capttime. Please see the tab called 'CAPTIME T4 CHECK!!' for all hours and names.
105	2010188	2856	801 Sasic, Karen Lee	T4	526	12/15/2009	154.40	-	154.40	AA	P	This is Capttime. Please see the tab called 'CAPTIME T4 CHECK!!' for all hours and names.
105	2010188	2856	801 Sasic, Karen Lee	T4	526	12/15/2009	77.20	-	77.20	AA	P	This is Capttime. Please see the tab called 'CAPTIME T4 CHECK!!' for all hours and names.
105	2010188	2856	801 Sasic, Karen Lee	T4	526	12/15/2009	115.80	-	115.80	AA	P	This is Capttime. Please see the tab called 'CAPTIME T4 CHECK!!' for all hours and names.
105	2010188	2856	801 Sasic, Karen Lee	T4	526	12/15/2009	308.80	-	308.80	AA	P	This is Capttime. Please see the tab called 'CAPTIME T4 CHECK!!' for all hours and names.
105	2010188	2856	801 Sasic, Karen Lee	T4	526	12/15/2009	154.40	-	154.40	AA	P	This is Capttime. Please see the tab called 'CAPTIME T4 CHECK!!' for all hours and names.
105	2010188	2856	801 Sasic, Karen Lee	T4	526	12/15/2009	77.20	-	77.20	AA	P	This is Capttime. Please see the tab called 'CAPTIME T4 CHECK!!' for all hours and names.
105	2010188	2856	801 Sasic, Karen Lee	T4	526	12/15/2009	77.20	-	77.20	AA	P	This is Capttime. Please see the tab called 'CAPTIME T4 CHECK!!' for all hours and names.
105	2010188	2856	801 Sasic, Karen Lee	T4	526	12/15/2009	77.20	-	77.20	AA	P	This is Capttime. Please see the tab called 'CAPTIME T4 CHECK!!' for all hours and names.
105	2010188	2856	801 Sasic, Karen Lee	T4	526	12/15/2009	308.80	-	308.80	AA	P	This is Capttime. Please see the tab called 'CAPTIME T4 CHECK!!' for all hours and names.
105	2010188	2856	801 Sudduth, Donald E	T4	526	12/15/2009	937.52	-	937.52	AA	P	This is Capttime. Please see the tab called 'CAPTIME T4 CHECK!!' for all hours and names.
105	2010188	2856	801 Sudduth, Donald E	T4	526	12/15/2009	937.52	-	937.52	AA	P	This is Capttime. Please see the tab called 'CAPTIME T4 CHECK!!' for all hours and names.

105	2010188	2856	801	Sudduth, Donald E	T4	526	12/15/2009	937.52	-	937.52	AA	P	This is Capttime. Please see the tab called 'CAPTIME T4 CHECK!!' for all hours and names.
105	2010188	2856	801	Sudduth, Donald E	T4	526	12/15/2009	937.52	-	937.52	AA	P	This is Capttime. Please see the tab called 'CAPTIME T4 CHECK!!' for all hours and names.
105	2010188	2856	801	Sudduth, Donald E	T4	526	12/15/2009	234.38	-	234.38	AA	P	This is Capttime. Please see the tab called 'CAPTIME T4 CHECK!!' for all hours and names.
105	2010188	2856	801	Sudduth, Donald E	T4	526	12/15/2009	234.38	-	234.38	AA	P	This is Capttime. Please see the tab called 'CAPTIME T4 CHECK!!' for all hours and names.
105	2010188	2856	801	Sudduth, Donald E	T4	526	12/15/2009	468.76	-	468.76	AA	P	This is Capttime. Please see the tab called 'CAPTIME T4 CHECK!!' for all hours and names.
105	2010188	2856	801	Sudduth, Donald E	T4	526	12/15/2009	468.76	-	468.76	AA	P	This is Capttime. Please see the tab called 'CAPTIME T4 CHECK!!' for all hours and names.
105	2010188	2856	801	Sudduth, Donald E	T4	526	12/15/2009	468.76	-	468.76	AA	P	This is Capttime. Please see the tab called 'CAPTIME T4 CHECK!!' for all hours and names.
105	2010188	2856	801	Sudduth, Donald E	T4	526	12/15/2009	468.76	-	468.76	AA	P	This is Capttime. Please see the tab called 'CAPTIME T4 CHECK!!' for all hours and names.
105	2010188	2856	801	Sudduth, Donald E	T4	526	12/15/2009	468.76	-	468.76	AA	P	This is Capttime. Please see the tab called 'CAPTIME T4 CHECK!!' for all hours and names.
105	2010188	2856	801	Hopkins, John Robert	T4	526	12/15/2009	858.40	-	858.40	AA	P	This is Capttime. Please see the tab called 'CAPTIME T4 CHECK!!' for all hours and names.
105	2010188	2856	801	Hopkins, John Robert	T4	526	12/15/2009	536.50	-	536.50	AA	P	This is Capttime. Please see the tab called 'CAPTIME T4 CHECK!!' for all hours and names.
105	2010188	2856	801	Matthews, Linda C	T4	526	12/15/2009	76.38	-	76.38	AA	P	This is Capttime. Please see the tab called 'CAPTIME T4 CHECK!!' for all hours and names.
105	2010188	2856	801	Matthews, Linda C	T4	526	12/15/2009	76.38	-	76.38	AA	P	This is Capttime. Please see the tab called 'CAPTIME T4 CHECK!!' for all hours and names.
105	2010188	2856	801	Matthews, Linda C	T4	526	12/15/2009	38.19	-	38.19	AA	P	This is Capttime. Please see the tab called 'CAPTIME T4 CHECK!!' for all hours and names.

105	2010188	2856	801 Matthews, Linda C	T4	526	12/15/2009	38.19	-	38.19	AA	P	This is Capttime. Please see the tab called 'CAPTIME T4 CHECK!!' for all hours and names.
105	2010188	2856	801 Matthews, Linda C	T4	526	12/15/2009	38.19	-	38.19	AA	P	This is Capttime. Please see the tab called 'CAPTIME T4 CHECK!!' for all hours and names.
105	2010188	2856	801 Lashua, Martin J	T4	526	12/15/2009	114.57	-	114.57	AA	P	This is Capttime. Please see the tab called 'CAPTIME T4 CHECK!!' for all hours and names.
105	2010188	2856	801 Casados Jr, Jimmy P	T4	526	12/15/2009	31.50	-	31.50	AA	P	This is Capttime. Please see the tab called 'CAPTIME T4 CHECK!!' for all hours and names.
105	2010188	2856	801 Casados Jr, Jimmy P	T4	526	12/15/2009	31.50	-	31.50	AA	P	This is Capttime. Please see the tab called 'CAPTIME T4 CHECK!!' for all hours and names.
105	2010188	2856	801 Casados Jr, Jimmy P	T4	526	12/15/2009	126.00	-	126.00	AA	P	This is Capttime. Please see the tab called 'CAPTIME T4 CHECK!!' for all hours and names.
105	2010188	2856	801 Sasic, Karen Lee	T4	526	12/15/2009	463.20	-	463.20	AA	P	This is Capttime. Please see the tab called 'CAPTIME T4 CHECK!!' for all hours and names.
105	2010188	2856	801 Sowell, George William	T4	532	12/31/2009	343.36	-	343.36	AA	P	This is Capttime. Please see the tab called 'CAPTIME T4 CHECK!!' for all hours and names.
105	2010188	2856	801 Sasic, Karen Lee	T4	532	12/31/2009	231.60	-	231.60	AA	P	This is Capttime. Please see the tab called 'CAPTIME T4 CHECK!!' for all hours and names.
105	2010188	2856	801 Sasic, Karen Lee	T4	532	12/31/2009	231.60	-	231.60	AA	P	This is Capttime. Please see the tab called 'CAPTIME T4 CHECK!!' for all hours and names.
105	2010188	2856	801 Sasic, Karen Lee	T4	532	12/31/2009	77.20	-	77.20	AA	P	This is Capttime. Please see the tab called 'CAPTIME T4 CHECK!!' for all hours and names.
105	2010188	2856	801 Sasic, Karen Lee	T4	532	12/31/2009	77.20	-	77.20	AA	P	This is Capttime. Please see the tab called 'CAPTIME T4 CHECK!!' for all hours and names.
105	2010188	2856	801 Sasic, Karen Lee	T4	532	12/31/2009	77.20	-	77.20	AA	P	This is Capttime. Please see the tab called 'CAPTIME T4 CHECK!!' for all hours and names.
105	2010188	2856	801 Matthews, Linda C	T4	532	12/31/2009	76.38	-	76.38	AA	P	This is Capttime. Please see the tab called 'CAPTIME T4 CHECK!!' for all hours and names.

105	2010188	2856	801 Matthews, Linda C	T4	532	12/31/2009	76.38	-	76.38	AA	P	This is Capttime. Please see the tab called 'CAPTIME T4 CHECK!!' for all hours and names.
105	2010188	2856	801 Matthews, Linda C	T4	532	12/31/2009	76.38	-	76.38	AA	P	This is Capttime. Please see the tab called 'CAPTIME T4 CHECK!!' for all hours and names.
105	2010188	2856	801 Sightler, Charlotte L	T4	532	12/31/2009	112.80	-	112.80	AA	P	This is Capttime. Please see the tab called 'CAPTIME T4 CHECK!!' for all hours and names.
105	2010188	2856	801 Sowell, George William	T4	532	12/31/2009	343.36	-	343.36	AA	P	This is Capttime. Please see the tab called 'CAPTIME T4 CHECK!!' for all hours and names.
105	2010188	2856	801 Sowell, George William	T4	532	12/31/2009	343.36	-	343.36	AA	P	This is Capttime. Please see the tab called 'CAPTIME T4 CHECK!!' for all hours and names.
105	2010188	2856	801 Sowell, George William	T4	532	12/31/2009	343.36	-	343.36	AA	P	This is Capttime. Please see the tab called 'CAPTIME T4 CHECK!!' for all hours and names.
105	2010188	2856	801 Sasic, Karen Lee	T4	532	12/31/2009	38.60	-	38.60	AA	P	This is Capttime. Please see the tab called 'CAPTIME T4 CHECK!!' for all hours and names.
105	2010188	2856	801 Sudduth, Donald E	T4	532	12/31/2009	820.33	-	820.33	AA	P	This is Capttime. Please see the tab called 'CAPTIME T4 CHECK!!' for all hours and names.
105	2010188	2856	801 Sudduth, Donald E	T4	532	12/31/2009	468.76	-	468.76	AA	P	This is Capttime. Please see the tab called 'CAPTIME T4 CHECK!!' for all hours and names.
105	2010188	2856	801 Sudduth, Donald E	T4	532	12/31/2009	468.76	-	468.76	AA	P	This is Capttime. Please see the tab called 'CAPTIME T4 CHECK!!' for all hours and names.
105	2010188	2856	801 Sudduth, Donald E	T4	532	12/31/2009	703.14	-	703.14	AA	P	This is Capttime. Please see the tab called 'CAPTIME T4 CHECK!!' for all hours and names.
105	2010188	2856	801 Sudduth, Donald E	T4	532	12/31/2009	351.57	-	351.57	AA	P	This is Capttime. Please see the tab called 'CAPTIME T4 CHECK!!' for all hours and names.
105	2010188	2856	801 Sudduth, Donald E	T4	532	12/31/2009	351.57	-	351.57	AA	P	This is Capttime. Please see the tab called 'CAPTIME T4 CHECK!!' for all hours and names.
105	2010188	2856	801 Sudduth, Donald E	T4	532	12/31/2009	468.76	-	468.76	AA	P	This is Capttime. Please see the tab called 'CAPTIME T4 CHECK!!' for all hours and names.



105	2010188	2856	801 Sudduth, Donald E	T4	532	12/31/2009	820.33	-	820.33	AA	P	This is Capttime. Please see the tab called 'CAPTIME T4 CHECK!!' for all hours and names.
105	2010188	2856	801 Sudduth, Donald E	T4	532	12/31/2009	703.14	-	703.14	AA	P	This is Capttime. Please see the tab called 'CAPTIME T4 CHECK!!' for all hours and names.
105	2010188	2856	801 Sudduth, Donald E	T4	532	12/31/2009	703.14	-	703.14	AA	P	This is Capttime. Please see the tab called 'CAPTIME T4 CHECK!!' for all hours and names.
105	2010188	2856	801 Sudduth, Donald E	T4	532	12/31/2009	585.95	-	585.95	AA	P	This is Capttime. Please see the tab called 'CAPTIME T4 CHECK!!' for all hours and names.
105	2010188	2856	801 Hopkins, John Robert	T4	532	12/31/2009	85.84	-	85.84	AA	P	This is Capttime. Please see the tab called 'CAPTIME T4 CHECK!!' for all hours and names.
105	2010188	2856	801 Hopkins, John Robert	T4	532	12/31/2009	85.84	-	85.84	AA	P	This is Capttime. Please see the tab called 'CAPTIME T4 CHECK!!' for all hours and names.
105	2010188	2856	801 Sasic, Karen Lee	T4	532	12/31/2009	308.80	-	308.80	AA	P	This is Capttime. Please see the tab called 'CAPTIME T4 CHECK!!' for all hours and names.
105	2010188	2856	801 Sudduth, Donald E	T4	538	1/15/2010	516.60	-	516.60	AA	P	This is Capttime. Please see the tab called 'CAPTIME T4 CHECK!!' for all hours and names.
105	2010188	2856	801 Sightler, Charlotte L	T4	538	1/15/2010	18.80	-	18.80	AA	P	This is Capttime. Please see the tab called 'CAPTIME T4 CHECK!!' for all hours and names.
105	2010188	2856	801 Sightler, Charlotte L	T4	538	1/15/2010	18.80	-	18.80	AA	P	This is Capttime. Please see the tab called 'CAPTIME T4 CHECK!!' for all hours and names.
105	2010188	2856	801 Sightler, Charlotte L	T4	538	1/15/2010	37.60	-	37.60	AA	P	This is Capttime. Please see the tab called 'CAPTIME T4 CHECK!!' for all hours and names.
105	2010188	2856	801 Sightler, Charlotte L	T4	538	1/15/2010	75.20	-	75.20	AA	P	This is Capttime. Please see the tab called 'CAPTIME T4 CHECK!!' for all hours and names.
105	2010188	2856	801 Sightler, Charlotte L	T4	538	1/15/2010	103.40	-	103.40	AA	P	This is Capttime. Please see the tab called 'CAPTIME T4 CHECK!!' for all hours and names.
105	2010188	2856	801 Sowell, George William	T4	538	1/15/2010	128.76	-	128.76	AA	P	This is Capttime. Please see the tab called 'CAPTIME T4 CHECK!!' for all hours and names.

105	2010188	2856	801 Sowell, George William	T4	538	1/15/2010	128.76	-	128.76	AA	P	This is Capttime. Please see the tab called 'CAPTIME T4 CHECK!!' for all hours and names.
105	2010188	2856	801 Sudduth, Donald E	T4	538	1/15/2010	516.60	-	516.60	AA	P	This is Capttime. Please see the tab called 'CAPTIME T4 CHECK!!' for all hours and names.
105	2010188	2856	801 Haas, Bruce T	T4	538	1/15/2010	37.60	-	37.60	AA	P	This is Capttime. Please see the tab called 'CAPTIME T4 CHECK!!' for all hours and names.
105	2010188	2856	801 Haas, Bruce T	T4	538	1/15/2010	37.60	-	37.60	AA	P	This is Capttime. Please see the tab called 'CAPTIME T4 CHECK!!' for all hours and names.
105	2010188	2856	801 Gongre, Bryan Keith	T4	538	1/15/2010	231.60	-	231.60	AA	P	This is Capttime. Please see the tab called 'CAPTIME T4 CHECK!!' for all hours and names.
105	2010188	2856	801 Ostler, Tom G	T4	538	1/15/2010	42.92	-	42.92	AA	P	This is Capttime. Please see the tab called 'CAPTIME T4 CHECK!!' for all hours and names.
105	2010188	2856	801 Ostler, Tom G	T4	538	1/15/2010	42.92	-	42.92	AA	P	This is Capttime. Please see the tab called 'CAPTIME T4 CHECK!!' for all hours and names.
105	2010188	2856	801 Ostler, Tom G	T4	538	1/15/2010	42.92	-	42.92	AA	P	This is Capttime. Please see the tab called 'CAPTIME T4 CHECK!!' for all hours and names.
105	2010188	2856	801 Ostler, Tom G	T4	538	1/15/2010	42.92	-	42.92	AA	P	This is Capttime. Please see the tab called 'CAPTIME T4 CHECK!!' for all hours and names.
105	2010188	2856	801 Sasic, Karen Lee	T4	538	1/15/2010	193.00	-	193.00	AA	P	This is Capttime. Please see the tab called 'CAPTIME T4 CHECK!!' for all hours and names.
105	2010188	2856	801 Sasic, Karen Lee	T4	538	1/15/2010	154.40	-	154.40	AA	P	This is Capttime. Please see the tab called 'CAPTIME T4 CHECK!!' for all hours and names.
105	2010188	2856	801 Sasic, Karen Lee	T4	538	1/15/2010	231.60	-	231.60	AA	P	This is Capttime. Please see the tab called 'CAPTIME T4 CHECK!!' for all hours and names.
105	2010188	2856	801 Sasic, Karen Lee	T4	538	1/15/2010	308.80	-	308.80	AA	P	This is Capttime. Please see the tab called 'CAPTIME T4 CHECK!!' for all hours and names.
105	2010188	2856	801 Sasic, Karen Lee	T4	538	1/15/2010	77.20	-	77.20	AA	P	This is Capttime. Please see the tab called 'CAPTIME T4 CHECK!!' for all hours and names.

105	2010188	2856	801 Sasic, Karen Lee	T4	538	1/15/2010	231.60	-	231.60	AA	P	This is Capttime. Please see the tab called 'CAPTIME T4 CHECK!!' for all hours and names.
105	2010188	2856	801 Sowell, George William	T4	538	1/15/2010	85.84	-	85.84	AA	P	This is Capttime. Please see the tab called 'CAPTIME T4 CHECK!!' for all hours and names.
105	2010188	2856	801 Sudduth, Donald E	T4	538	1/15/2010	516.60	-	516.60	AA	P	This is Capttime. Please see the tab called 'CAPTIME T4 CHECK!!' for all hours and names.
105	2010188	2856	801 Sudduth, Donald E	T4	538	1/15/2010	1,033.20	-	1,033.20	AA	P	This is Capttime. Please see the tab called 'CAPTIME T4 CHECK!!' for all hours and names.
105	2010188	2856	801 Sudduth, Donald E	T4	538	1/15/2010	774.90	-	774.90	AA	P	This is Capttime. Please see the tab called 'CAPTIME T4 CHECK!!' for all hours and names.
105	2010188	2856	801 Sasic, Karen Lee	T4	538	1/15/2010	308.80	-	308.80	AA	P	This is Capttime. Please see the tab called 'CAPTIME T4 CHECK!!' for all hours and names.
105	2010188	2856	801 Sasic, Karen Lee	T4	538	1/15/2010	231.60	-	231.60	AA	P	This is Capttime. Please see the tab called 'CAPTIME T4 CHECK!!' for all hours and names.
105	2010188	2856	801 Sasic, Karen Lee	T4	538	1/15/2010	231.60	-	231.60	AA	P	This is Capttime. Please see the tab called 'CAPTIME T4 CHECK!!' for all hours and names.
105	2010188	2856	801 Sasic, Karen Lee	T4	538	1/15/2010	231.60	-	231.60	AA	P	This is Capttime. Please see the tab called 'CAPTIME T4 CHECK!!' for all hours and names.
105	2010188	2856	801 Sasic, Karen Lee	T4	538	1/15/2010	193.00	-	193.00	AA	P	This is Capttime. Please see the tab called 'CAPTIME T4 CHECK!!' for all hours and names.
105	2010188	2856	801 Sudduth, Donald E	T4	538	1/15/2010	774.90	-	774.90	AA	P	This is Capttime. Please see the tab called 'CAPTIME T4 CHECK!!' for all hours and names.
105	2010188	2856	801 Sudduth, Donald E	T4	538	1/15/2010	516.60	-	516.60	AA	P	This is Capttime. Please see the tab called 'CAPTIME T4 CHECK!!' for all hours and names.
105	2010188	2856	801 Sudduth, Donald E	T4	538	1/15/2010	774.90	-	774.90	AA	P	This is Capttime. Please see the tab called 'CAPTIME T4 CHECK!!' for all hours and names.
105	2010188	2856	801 Sudduth, Donald E	T4	538	1/15/2010	1,033.20	-	1,033.20	AA	P	This is Capttime. Please see the tab called 'CAPTIME T4 CHECK!!' for all hours and names.

105	2010188	2856	801 Sudduth, Donald E	T4	538	1/15/2010	516.60	-	516.60	AA	P	This is Capttime. Please see the tab called 'CAPTIME T4 CHECK!!' for all hours and names.
105	2010188	2856	801 Ostler, Tom G	T4	538	1/15/2010	42.92	-	42.92	AA	P	This is Capttime. Please see the tab called 'CAPTIME T4 CHECK!!' for all hours and names.
105	2010188	2856	801 Ostler, Tom G	T4	538	1/15/2010	85.84	-	85.84	AA	P	This is Capttime. Please see the tab called 'CAPTIME T4 CHECK!!' for all hours and names.
105	2010188	2856	801 Ostler, Tom G	T4	538	1/15/2010	42.92	-	42.92	AA	P	This is Capttime. Please see the tab called 'CAPTIME T4 CHECK!!' for all hours and names.
105	2010188	2856	801 Ostler, Tom G	T4	538	1/15/2010	42.92	-	42.92	AA	P	This is Capttime. Please see the tab called 'CAPTIME T4 CHECK!!' for all hours and names.
105	2010188	2856	801 Ostler, Tom G	T4	538	1/15/2010	42.92	-	42.92	AA	P	This is Capttime. Please see the tab called 'CAPTIME T4 CHECK!!' for all hours and names.
105	2010188	2856	801 Matthews, Linda C	T4	538	1/15/2010	76.38	-	76.38	AA	P	This is Capttime. Please see the tab called 'CAPTIME T4 CHECK!!' for all hours and names.
105	2010188	2856	801 Sightler, Charlotte L	T4	538	1/15/2010	75.20	-	75.20	AA	P	This is Capttime. Please see the tab called 'CAPTIME T4 CHECK!!' for all hours and names.
105	2010188	2856	801 Sightler, Charlotte L	T4	538	1/15/2010	37.60	-	37.60	AA	P	This is Capttime. Please see the tab called 'CAPTIME T4 CHECK!!' for all hours and names.
105	2010188	2856	801 Lashua, Martin J	T4	544	1/31/2010	76.38	-	76.38	AA	P	This is Capttime. Please see the tab called 'CAPTIME T4 CHECK!!' for all hours and names.
105	2010188	2856	801 Gongre, Bryan Keith	T4	544	1/31/2010	115.80	-	115.80	AA	P	This is Capttime. Please see the tab called 'CAPTIME T4 CHECK!!' for all hours and names.
105	2010188	2856	801 Gongre, Bryan Keith	T4	544	1/31/2010	115.80	-	115.80	AA	P	This is Capttime. Please see the tab called 'CAPTIME T4 CHECK!!' for all hours and names.
105	2010188	2856	801 Sasic, Karen Lee	T4	544	1/31/2010	96.50	-	96.50	AA	P	This is Capttime. Please see the tab called 'CAPTIME T4 CHECK!!' for all hours and names.
105	2010188	2856	801 Sasic, Karen Lee	T4	544	1/31/2010	154.40	-	154.40	AA	P	This is Capttime. Please see the tab called 'CAPTIME T4 CHECK!!' for all hours and names.

105	2010188	2856	801 Sasic, Karen Lee	T4	544	1/31/2010	154.40	-	154.40	AA	P	This is Capttime. Please see the tab called 'CAPTIME T4 CHECK!!' for all hours and names.
105	2010188	2856	801 Sasic, Karen Lee	T4	544	1/31/2010	193.00	-	193.00	AA	P	This is Capttime. Please see the tab called 'CAPTIME T4 CHECK!!' for all hours and names.
105	2010188	2856	801 Sasic, Karen Lee	T4	544	1/31/2010	154.40	-	154.40	AA	P	This is Capttime. Please see the tab called 'CAPTIME T4 CHECK!!' for all hours and names.
105	2010188	2856	801 Sasic, Karen Lee	T4	544	1/31/2010	386.00	-	386.00	AA	P	This is Capttime. Please see the tab called 'CAPTIME T4 CHECK!!' for all hours and names.
105	2010188	2856	801 Sasic, Karen Lee	T4	544	1/31/2010	308.80	-	308.80	AA	P	This is Capttime. Please see the tab called 'CAPTIME T4 CHECK!!' for all hours and names.
105	2010188	2856	801 Sasic, Karen Lee	T4	544	1/31/2010	463.20	-	463.20	AA	P	This is Capttime. Please see the tab called 'CAPTIME T4 CHECK!!' for all hours and names.
105	2010188	2856	801 Sasic, Karen Lee	T4	544	1/31/2010	308.80	-	308.80	AA	P	This is Capttime. Please see the tab called 'CAPTIME T4 CHECK!!' for all hours and names.
105	2010188	2856	801 Sasic, Karen Lee	T4	544	1/31/2010	231.60	-	231.60	AA	P	This is Capttime. Please see the tab called 'CAPTIME T4 CHECK!!' for all hours and names.
105	2010188	2856	801 Matthews, Linda C	T4	544	1/31/2010	381.90	-	381.90	AA	P	This is Capttime. Please see the tab called 'CAPTIME T4 CHECK!!' for all hours and names.
105	2010188	2856	801 Matthews, Linda C	T4	544	1/31/2010	381.90	-	381.90	AA	P	This is Capttime. Please see the tab called 'CAPTIME T4 CHECK!!' for all hours and names.
105	2010188	2856	801 Matthews, Linda C	T4	544	1/31/2010	381.90	-	381.90	AA	P	This is Capttime. Please see the tab called 'CAPTIME T4 CHECK!!' for all hours and names.
105	2010188	2856	801 Matthews, Linda C	T4	544	1/31/2010	38.19	-	38.19	AA	P	This is Capttime. Please see the tab called 'CAPTIME T4 CHECK!!' for all hours and names.
105	2010188	2856	801 Sightler, Charlotte L	T4	544	1/31/2010	75.20	-	75.20	AA	P	This is Capttime. Please see the tab called 'CAPTIME T4 CHECK!!' for all hours and names.
105	2010188	2856	801 Sightler, Charlotte L	T4	544	1/31/2010	112.80	-	112.80	AA	P	This is Capttime. Please see the tab called 'CAPTIME T4 CHECK!!' for all hours and names.

105	2010188	2856	801 Sowell, George William	T4	544	1/31/2010	128.76	-	128.76	AA	P	This is Capttime. Please see the tab called 'CAPTIME T4 CHECK!!' for all hours and names.
105	2010188	2856	801 Sowell, George William	T4	544	1/31/2010	85.84	-	85.84	AA	P	This is Capttime. Please see the tab called 'CAPTIME T4 CHECK!!' for all hours and names.
105	2010188	2856	801 Sowell, George William	T4	544	1/31/2010	171.68	-	171.68	AA	P	This is Capttime. Please see the tab called 'CAPTIME T4 CHECK!!' for all hours and names.
105	2010188	2856	801 Sudduth, Donald E	T4	544	1/31/2010	774.90	-	774.90	AA	P	This is Capttime. Please see the tab called 'CAPTIME T4 CHECK!!' for all hours and names.
105	2010188	2856	801 Sudduth, Donald E	T4	544	1/31/2010	1,033.20	-	1,033.20	AA	P	This is Capttime. Please see the tab called 'CAPTIME T4 CHECK!!' for all hours and names.
105	2010188	2856	801 Sudduth, Donald E	T4	544	1/31/2010	1,033.20	-	1,033.20	AA	P	This is Capttime. Please see the tab called 'CAPTIME T4 CHECK!!' for all hours and names.
105	2010188	2856	801 Sudduth, Donald E	T4	544	1/31/2010	645.75	-	645.75	AA	P	This is Capttime. Please see the tab called 'CAPTIME T4 CHECK!!' for all hours and names.
105	2010188	2856	801 Sudduth, Donald E	T4	544	1/31/2010	258.30	-	258.30	AA	P	This is Capttime. Please see the tab called 'CAPTIME T4 CHECK!!' for all hours and names.
105	2010188	2856	801 Sudduth, Donald E	T4	544	1/31/2010	904.05	-	904.05	AA	P	This is Capttime. Please see the tab called 'CAPTIME T4 CHECK!!' for all hours and names.
105	2010188	2856	801 Sudduth, Donald E	T4	544	1/31/2010	774.90	-	774.90	AA	P	This is Capttime. Please see the tab called 'CAPTIME T4 CHECK!!' for all hours and names.
105	2010188	2856	801 Sudduth, Donald E	T4	544	1/31/2010	645.75	-	645.75	AA	P	This is Capttime. Please see the tab called 'CAPTIME T4 CHECK!!' for all hours and names.
105	2010188	2856	801 Sudduth, Donald E	T4	544	1/31/2010	774.90	-	774.90	AA	P	This is Capttime. Please see the tab called 'CAPTIME T4 CHECK!!' for all hours and names.
105	2010188	2856	801 Sudduth, Donald E	T4	544	1/31/2010	516.60	-	516.60	AA	P	This is Capttime. Please see the tab called 'CAPTIME T4 CHECK!!' for all hours and names.
105	2010188	2856	801 Ostler, Tom G	T4	544	1/31/2010	257.52	-	257.52	AA	P	This is Capttime. Please see the tab called 'CAPTIME T4 CHECK!!' for all hours and names.

105	2010188	2856	801 Ostler, Tom G	T4	544	1/31/2010	257.52	-	257.52	AA	P	This is Capttime. Please see the tab called 'CAPTIME T4 CHECK!!' for all hours and names.
105	2010188	2856	801 Ostler, Tom G	T4	544	1/31/2010	257.52	-	257.52	AA	P	This is Capttime. Please see the tab called 'CAPTIME T4 CHECK!!' for all hours and names.
105	2010188	2856	801 Ostler, Tom G	T4	544	1/31/2010	257.52	-	257.52	AA	P	This is Capttime. Please see the tab called 'CAPTIME T4 CHECK!!' for all hours and names.
105	2010188	2856	801 Ostler, Tom G	T4	544	1/31/2010	257.52	-	257.52	AA	P	This is Capttime. Please see the tab called 'CAPTIME T4 CHECK!!' for all hours and names.
105	2010188	2856	801 Sudduth, Donald E	T4	552	2/15/2010	1,033.20	-	1,033.20	AA	P	This is Capttime. Please see the tab called 'CAPTIME T4 CHECK!!' for all hours and names.
105	2010188	2856	801 Sudduth, Donald E	T4	552	2/15/2010	1,033.20	-	1,033.20	AA	P	This is Capttime. Please see the tab called 'CAPTIME T4 CHECK!!' for all hours and names.
105	2010188	2856	801 Sudduth, Donald E	T4	552	2/15/2010	1,033.20	-	1,033.20	AA	P	This is Capttime. Please see the tab called 'CAPTIME T4 CHECK!!' for all hours and names.
105	2010188	2856	801 Sudduth, Donald E	T4	552	2/15/2010	1,033.20	-	1,033.20	AA	P	This is Capttime. Please see the tab called 'CAPTIME T4 CHECK!!' for all hours and names.
105	2010188	2856	801 Ostler, Tom G	T4	552	2/15/2010	257.52	-	257.52	AA	P	This is Capttime. Please see the tab called 'CAPTIME T4 CHECK!!' for all hours and names.
105	2010188	2856	801 Ostler, Tom G	T4	552	2/15/2010	257.52	-	257.52	AA	P	This is Capttime. Please see the tab called 'CAPTIME T4 CHECK!!' for all hours and names.
105	2010188	2856	801 Ostler, Tom G	T4	552	2/15/2010	257.52	-	257.52	AA	P	This is Capttime. Please see the tab called 'CAPTIME T4 CHECK!!' for all hours and names.
105	2010188	2856	801 Ostler, Tom G	T4	552	2/15/2010	257.52	-	257.52	AA	P	This is Capttime. Please see the tab called 'CAPTIME T4 CHECK!!' for all hours and names.
105	2010188	2856	801 Ostler, Tom G	T4	552	2/15/2010	257.52	-	257.52	AA	P	This is Capttime. Please see the tab called 'CAPTIME T4 CHECK!!' for all hours and names.
105	2010188	2856	801 Haas, Bruce T	T4	552	2/15/2010	37.60	-	37.60	AA	P	This is Capttime. Please see the tab called 'CAPTIME T4 CHECK!!' for all hours and names.

105	2010188	2856	801 Sasic, Karen Lee	T4	552	2/15/2010	308.80	-	308.80	AA	P	This is Capttime. Please see the tab called 'CAPTIME T4 CHECK!!' for all hours and names.
105	2010188	2856	801 Sasic, Karen Lee	T4	552	2/15/2010	308.80	-	308.80	AA	P	This is Capttime. Please see the tab called 'CAPTIME T4 CHECK!!' for all hours and names.
105	2010188	2856	801 Sowell, George William	T4	552	2/15/2010	343.36	-	343.36	AA	P	This is Capttime. Please see the tab called 'CAPTIME T4 CHECK!!' for all hours and names.
105	2010188	2856	801 Sasic, Karen Lee	T4	552	2/15/2010	308.80	-	308.80	AA	P	This is Capttime. Please see the tab called 'CAPTIME T4 CHECK!!' for all hours and names.
105	2010188	2856	801 Sasic, Karen Lee	T4	552	2/15/2010	308.80	-	308.80	AA	P	This is Capttime. Please see the tab called 'CAPTIME T4 CHECK!!' for all hours and names.
105	2010188	2856	801 Sasic, Karen Lee	T4	552	2/15/2010	308.80	-	308.80	AA	P	This is Capttime. Please see the tab called 'CAPTIME T4 CHECK!!' for all hours and names.
105	2010188	2856	801 Sasic, Karen Lee	T4	552	2/15/2010	308.80	-	308.80	AA	P	This is Capttime. Please see the tab called 'CAPTIME T4 CHECK!!' for all hours and names.
105	2010188	2856	801 Sasic, Karen Lee	T4	552	2/15/2010	308.80	-	308.80	AA	P	This is Capttime. Please see the tab called 'CAPTIME T4 CHECK!!' for all hours and names.
105	2010188	2856	801 Matthews, Linda C	T4	552	2/15/2010	38.19	-	38.19	AA	P	This is Capttime. Please see the tab called 'CAPTIME T4 CHECK!!' for all hours and names.
105	2010188	2856	801 Matthews, Linda C	T4	552	2/15/2010	95.48	-	95.48	AA	P	This is Capttime. Please see the tab called 'CAPTIME T4 CHECK!!' for all hours and names.
105	2010188	2856	801 Sightler, Charlotte L	T4	552	2/15/2010	225.60	-	225.60	AA	P	This is Capttime. Please see the tab called 'CAPTIME T4 CHECK!!' for all hours and names.
105	2010188	2856	801 Sightler, Charlotte L	T4	552	2/15/2010	122.20	-	122.20	AA	P	This is Capttime. Please see the tab called 'CAPTIME T4 CHECK!!' for all hours and names.
105	2010188	2856	801 Sightler, Charlotte L	T4	552	2/15/2010	131.60	-	131.60	AA	P	This is Capttime. Please see the tab called 'CAPTIME T4 CHECK!!' for all hours and names.
105	2010188	2856	801 Sightler, Charlotte L	T4	552	2/15/2010	150.40	-	150.40	AA	P	This is Capttime. Please see the tab called 'CAPTIME T4 CHECK!!' for all hours and names.



105	2010188	2856	801 Sightler, Charlotte L	T4	552	2/15/2010	75.20	-	75.20	AA	P	This is Capttime. Please see the tab called 'CAPTIME T4 CHECK!!' for all hours and names.
105	2010188	2856	801 Sowell, George William	T4	552	2/15/2010	343.36	-	343.36	AA	P	This is Capttime. Please see the tab called 'CAPTIME T4 CHECK!!' for all hours and names.
105	2010188	2856	801 Sowell, George William	T4	552	2/15/2010	343.36	-	343.36	AA	P	This is Capttime. Please see the tab called 'CAPTIME T4 CHECK!!' for all hours and names.
105	2010188	2856	801 Sowell, George William	T4	552	2/15/2010	343.36	-	343.36	AA	P	This is Capttime. Please see the tab called 'CAPTIME T4 CHECK!!' for all hours and names.
105	2010188	2856	801 Sowell, George William	T4	552	2/15/2010	171.68	-	171.68	AA	P	This is Capttime. Please see the tab called 'CAPTIME T4 CHECK!!' for all hours and names.
105	2010188	2856	801 Sowell, George William	T4	552	2/15/2010	171.68	-	171.68	AA	P	This is Capttime. Please see the tab called 'CAPTIME T4 CHECK!!' for all hours and names.
105	2010188	2856	801 Haas, Bruce T	T4	552	2/15/2010	37.60	-	37.60	AA	P	This is Capttime. Please see the tab called 'CAPTIME T4 CHECK!!' for all hours and names.
105	2010188	2856	801 Haas, Bruce T	T4	552	2/15/2010	75.20	-	75.20	AA	P	This is Capttime. Please see the tab called 'CAPTIME T4 CHECK!!' for all hours and names.
105	2010188	2856	801 Sasic, Karen Lee	T4	552	2/15/2010	308.80	-	308.80	AA	P	This is Capttime. Please see the tab called 'CAPTIME T4 CHECK!!' for all hours and names.
105	2010188	2856	801 Sasic, Karen Lee	T4	552	2/15/2010	308.80	-	308.80	AA	P	This is Capttime. Please see the tab called 'CAPTIME T4 CHECK!!' for all hours and names.
105	2010188	2856	801 Sasic, Karen Lee	T4	552	2/15/2010	308.80	-	308.80	AA	P	This is Capttime. Please see the tab called 'CAPTIME T4 CHECK!!' for all hours and names.
105	2010188	2856	801 Sasic, Karen Lee	T4	552	2/15/2010	308.80	-	308.80	AA	P	This is Capttime. Please see the tab called 'CAPTIME T4 CHECK!!' for all hours and names.
105	2010188	2856	801 Sudduth, Donald E	T4	552	2/15/2010	1,033.20	-	1,033.20	AA	P	This is Capttime. Please see the tab called 'CAPTIME T4 CHECK!!' for all hours and names.
105	2010188	2856	801 Sudduth, Donald E	T4	552	2/15/2010	1,033.20	-	1,033.20	AA	P	This is Capttime. Please see the tab called 'CAPTIME T4 CHECK!!' for all hours and names.

105	2010188	2856	801	Sudduth, Donald E	T4	552	2/15/2010	1,033.20	-	1,033.20	AA	P	This is Capttime. Please see the tab called 'CAPTIME T4 CHECK!!' for all hours and names.
105	2010188	2856	801	Sudduth, Donald E	T4	552	2/15/2010	1,033.20	-	1,033.20	AA	P	This is Capttime. Please see the tab called 'CAPTIME T4 CHECK!!' for all hours and names.
105	2010188	2856	801	Sudduth, Donald E	T4	552	2/15/2010	1,033.20	-	1,033.20	AA	P	This is Capttime. Please see the tab called 'CAPTIME T4 CHECK!!' for all hours and names.
105	2010188	2856	801	Sudduth, Donald E	T4	552	2/15/2010	1,033.20	-	1,033.20	AA	P	This is Capttime. Please see the tab called 'CAPTIME T4 CHECK!!' for all hours and names.
105	2010188	2856	801	Sudduth, Donald E	T4	552	2/15/2010	1,033.20	-	1,033.20	AA	P	This is Capttime. Please see the tab called 'CAPTIME T4 CHECK!!' for all hours and names.
105	2010188	2856	801	Matthews, Linda C	T4	561	2/28/2010	229.14	-	229.14	AA	P	This is Capttime. Please see the tab called 'CAPTIME T4 CHECK!!' for all hours and names.
105	2010188	2856	801	Matthews, Linda C	T4	561	2/28/2010	76.38	-	76.38	AA	P	This is Capttime. Please see the tab called 'CAPTIME T4 CHECK!!' for all hours and names.
105	2010188	2856	801	Matthews, Linda C	T4	561	2/28/2010	114.57	-	114.57	AA	P	This is Capttime. Please see the tab called 'CAPTIME T4 CHECK!!' for all hours and names.
105	2010188	2856	801	Sightler, Charlotte L	T4	561	2/28/2010	75.20	-	75.20	AA	P	This is Capttime. Please see the tab called 'CAPTIME T4 CHECK!!' for all hours and names.
105	2010188	2856	801	Sightler, Charlotte L	T4	561	2/28/2010	47.00	-	47.00	AA	P	This is Capttime. Please see the tab called 'CAPTIME T4 CHECK!!' for all hours and names.
105	2010188	2856	801	Sudduth, Donald E	T4	561	2/28/2010	258.30	-	258.30	AA	P	This is Capttime. Please see the tab called 'CAPTIME T4 CHECK!!' for all hours and names.
105	2010188	2856	801	Sudduth, Donald E	T4	561	2/28/2010	258.30	-	258.30	AA	P	This is Capttime. Please see the tab called 'CAPTIME T4 CHECK!!' for all hours and names.
105	2010188	2856	801	Hopkins, John Robert	T4	561	2/28/2010	85.84	-	85.84	AA	P	This is Capttime. Please see the tab called 'CAPTIME T4 CHECK!!' for all hours and names.
105	2010188	2856	801	Hopkins, John Robert	T4	561	2/28/2010	85.84	-	85.84	AA	P	This is Capttime. Please see the tab called 'CAPTIME T4 CHECK!!' for all hours and names.

105	2010188	2856	801 Hopkins, John Robert	T4	561	2/28/2010	128.76	-	128.76	AA	P	This is Capttime. Please see the tab called 'CAPTIME T4 CHECK!!' for all hours and names.
105	2010188	2856	801 Hopkins, John Robert	T4	561	2/28/2010	85.84	-	85.84	AA	P	This is Capttime. Please see the tab called 'CAPTIME T4 CHECK!!' for all hours and names.
105	2010188	2856	801 Hopkins, John Robert	T4	561	2/28/2010	128.76	-	128.76	AA	P	This is Capttime. Please see the tab called 'CAPTIME T4 CHECK!!' for all hours and names.
105	2010188	2856	801 Ostler, Tom G	T4	561	2/28/2010	42.92	-	42.92	AA	P	This is Capttime. Please see the tab called 'CAPTIME T4 CHECK!!' for all hours and names.
105	2010188	2856	801 Ostler, Tom G	T4	561	2/28/2010	42.92	-	42.92	AA	P	This is Capttime. Please see the tab called 'CAPTIME T4 CHECK!!' for all hours and names.
105	2010188	2856	801 Ostler, Tom G	T4	561	2/28/2010	128.76	-	128.76	AA	P	This is Capttime. Please see the tab called 'CAPTIME T4 CHECK!!' for all hours and names.
105	2010188	2856	801 Ostler, Tom G	T4	561	2/28/2010	128.76	-	128.76	AA	P	This is Capttime. Please see the tab called 'CAPTIME T4 CHECK!!' for all hours and names.
105	2010188	2856	801 Ostler, Tom G	T4	561	2/28/2010	128.76	-	128.76	AA	P	This is Capttime. Please see the tab called 'CAPTIME T4 CHECK!!' for all hours and names.
105	2010188	2856	801 Lashua, Martin J	T4	561	2/28/2010	362.81	-	362.81	AA	P	This is Capttime. Please see the tab called 'CAPTIME T4 CHECK!!' for all hours and names.
105	2010188	2856	801 Haas, Bruce T	T4	561	2/28/2010	75.20	-	75.20	AA	P	This is Capttime. Please see the tab called 'CAPTIME T4 CHECK!!' for all hours and names.
105	2010188	2856	801 Haas, Bruce T	T4	561	2/28/2010	75.20	-	75.20	AA	P	This is Capttime. Please see the tab called 'CAPTIME T4 CHECK!!' for all hours and names.
105	2010188	2856	801 Haas, Bruce T	T4	561	2/28/2010	75.20	-	75.20	AA	P	This is Capttime. Please see the tab called 'CAPTIME T4 CHECK!!' for all hours and names.
105	2010188	2856	801 Haas, Bruce T	T4	561	2/28/2010	37.60	-	37.60	AA	P	This is Capttime. Please see the tab called 'CAPTIME T4 CHECK!!' for all hours and names.
105	2010188	2856	801 Haas, Bruce T	T4	561	2/28/2010	75.20	-	75.20	AA	P	This is Capttime. Please see the tab called 'CAPTIME T4 CHECK!!' for all hours and names.

105	2010188	2856	801 Sasic, Karen Lee	T4	561	2/28/2010	308.80	-	308.80	AA	P	This is Capttime. Please see the tab called 'CAPTIME T4 CHECK!!' for all hours and names.
105	2010188	2856	801 Sasic, Karen Lee	T4	561	2/28/2010	308.80	-	308.80	AA	P	This is Capttime. Please see the tab called 'CAPTIME T4 CHECK!!' for all hours and names.
105	2010188	2856	801 Sasic, Karen Lee	T4	561	2/28/2010	308.80	-	308.80	AA	P	This is Capttime. Please see the tab called 'CAPTIME T4 CHECK!!' for all hours and names.
105	2010188	2856	801 Sasic, Karen Lee	T4	561	2/28/2010	308.80	-	308.80	AA	P	This is Capttime. Please see the tab called 'CAPTIME T4 CHECK!!' for all hours and names.
105	2010188	2856	801 Sasic, Karen Lee	T4	561	2/28/2010	115.80	-	115.80	AA	P	This is Capttime. Please see the tab called 'CAPTIME T4 CHECK!!' for all hours and names.
105	2010188	2856	801 Sasic, Karen Lee	T4	561	2/28/2010	115.80	-	115.80	AA	P	This is Capttime. Please see the tab called 'CAPTIME T4 CHECK!!' for all hours and names.
105	2010188	2856	801 Matthews, Linda C	T4	561	2/28/2010	229.14	-	229.14	AA	P	This is Capttime. Please see the tab called 'CAPTIME T4 CHECK!!' for all hours and names.
105	2010188	2856	801 Sowell, George William	T4	569	3/15/2010	171.68	-	171.68	AA	P	This is Capttime. Please see the tab called 'CAPTIME T4 CHECK!!' for all hours and names.
105	2010188	2856	801 Sudduth, Donald E	T4	569	3/15/2010	258.30	-	258.30	AA	P	This is Capttime. Please see the tab called 'CAPTIME T4 CHECK!!' for all hours and names.
105	2010188	2856	801 Sudduth, Donald E	T4	569	3/15/2010	516.60	-	516.60	AA	P	This is Capttime. Please see the tab called 'CAPTIME T4 CHECK!!' for all hours and names.
105	2010188	2856	801 Sudduth, Donald E	T4	569	3/15/2010	516.60	-	516.60	AA	P	This is Capttime. Please see the tab called 'CAPTIME T4 CHECK!!' for all hours and names.
105	2010188	2856	801 Sudduth, Donald E	T4	569	3/15/2010	516.60	-	516.60	AA	P	This is Capttime. Please see the tab called 'CAPTIME T4 CHECK!!' for all hours and names.
105	2010188	2856	801 Sudduth, Donald E	T4	569	3/15/2010	258.30	-	258.30	AA	P	This is Capttime. Please see the tab called 'CAPTIME T4 CHECK!!' for all hours and names.
105	2010188	2856	801 Ostler, Tom G	T4	569	3/15/2010	171.68	-	171.68	AA	P	This is Capttime. Please see the tab called 'CAPTIME T4 CHECK!!' for all hours and names.

105	2010188	2856	801 Ostler, Tom G	T4	569	3/15/2010	171.68	-	171.68	AA	P	This is Capttime. Please see the tab called 'CAPTIME T4 CHECK!!' for all hours and names.
105	2010188	2856	801 Ostler, Tom G	T4	569	3/15/2010	171.68	-	171.68	AA	P	This is Capttime. Please see the tab called 'CAPTIME T4 CHECK!!' for all hours and names.
105	2010188	2856	801 Ostler, Tom G	T4	569	3/15/2010	171.68	-	171.68	AA	P	This is Capttime. Please see the tab called 'CAPTIME T4 CHECK!!' for all hours and names.
105	2010188	2856	801 Ostler, Tom G	T4	569	3/15/2010	171.68	-	171.68	AA	P	This is Capttime. Please see the tab called 'CAPTIME T4 CHECK!!' for all hours and names.
105	2010188	2856	801 Haas, Bruce T	T4	569	3/15/2010	75.20	-	75.20	AA	P	This is Capttime. Please see the tab called 'CAPTIME T4 CHECK!!' for all hours and names.
105	2010188	2856	801 Sowell, George William	T4	569	3/15/2010	171.68	-	171.68	AA	P	This is Capttime. Please see the tab called 'CAPTIME T4 CHECK!!' for all hours and names.
105	2010188	2856	801 Sowell, George William	T4	569	3/15/2010	85.84	-	85.84	AA	P	This is Capttime. Please see the tab called 'CAPTIME T4 CHECK!!' for all hours and names.
105	2010188	2856	801 Sowell, George William	T4	569	3/15/2010	343.36	-	343.36	AA	P	This is Capttime. Please see the tab called 'CAPTIME T4 CHECK!!' for all hours and names.
105	2010188	2856	801 Sowell, George William	T4	569	3/15/2010	171.68	-	171.68	AA	P	This is Capttime. Please see the tab called 'CAPTIME T4 CHECK!!' for all hours and names.
105	2010188	2856	801 Sasic, Karen Lee	T4	569	3/15/2010	279.85	-	279.85	AA	P	This is Capttime. Please see the tab called 'CAPTIME T4 CHECK!!' for all hours and names.
105	2010188	2856	801 Sasic, Karen Lee	T4	569	3/15/2010	270.20	-	270.20	AA	P	This is Capttime. Please see the tab called 'CAPTIME T4 CHECK!!' for all hours and names.
105	2010188	2856	801 Sasic, Karen Lee	T4	569	3/15/2010	231.60	-	231.60	AA	P	This is Capttime. Please see the tab called 'CAPTIME T4 CHECK!!' for all hours and names.
105	2010188	2856	801 Sasic, Karen Lee	T4	569	3/15/2010	308.80	-	308.80	AA	P	This is Capttime. Please see the tab called 'CAPTIME T4 CHECK!!' for all hours and names.
105	2010188	2856	801 Sasic, Karen Lee	T4	569	3/15/2010	308.80	-	308.80	AA	P	This is Capttime. Please see the tab called 'CAPTIME T4 CHECK!!' for all hours and names.

105	2010188	2856	801 Sasic, Karen Lee	T4	569	3/15/2010	77.20	-	77.20	AA	P	This is Capttime. Please see the tab called 'CAPTIME T4 CHECK!!' for all hours and names.
105	2010188	2856	801 Sasic, Karen Lee	T4	569	3/15/2010	308.80	-	308.80	AA	P	This is Capttime. Please see the tab called 'CAPTIME T4 CHECK!!' for all hours and names.
105	2010188	2856	801 Sasic, Karen Lee	T4	569	3/15/2010	308.80	-	308.80	AA	P	This is Capttime. Please see the tab called 'CAPTIME T4 CHECK!!' for all hours and names.
105	2010188	2856	801 Sasic, Karen Lee	T4	569	3/15/2010	308.80	-	308.80	AA	P	This is Capttime. Please see the tab called 'CAPTIME T4 CHECK!!' for all hours and names.
105	2010188	2856	801 Sasic, Karen Lee	T4	569	3/15/2010	308.80	-	308.80	AA	P	This is Capttime. Please see the tab called 'CAPTIME T4 CHECK!!' for all hours and names.
105	2010188	2856	801 Sasic, Karen Lee	T4	569	3/15/2010	308.80	-	308.80	AA	P	This is Capttime. Please see the tab called 'CAPTIME T4 CHECK!!' for all hours and names.
105	2010188	2856	801 Casados Jr, Jimmy P	T4	569	3/15/2010	567.00	-	567.00	AA	P	This is Capttime. Please see the tab called 'CAPTIME T4 CHECK!!' for all hours and names.
105	2010188	2856	801 Haas, Bruce T	T4	569	3/15/2010	75.20	-	75.20	AA	P	This is Capttime. Please see the tab called 'CAPTIME T4 CHECK!!' for all hours and names.
105	2010188	2856	801 Sowell, George William	T4	569	3/15/2010	171.68	-	171.68	AA	P	This is Capttime. Please see the tab called 'CAPTIME T4 CHECK!!' for all hours and names.
105	2010188	2856	801 Sasic, Karen Lee	T4	575	3/31/2010	308.80	-	308.80	AA	P	This is Capttime. Please see the tab called 'CAPTIME T4 CHECK!!' for all hours and names.
105	2010188	2856	801 Sasic, Karen Lee	T4	575	3/31/2010	270.20	-	270.20	AA	P	This is Capttime. Please see the tab called 'CAPTIME T4 CHECK!!' for all hours and names.
105	2010188	2856	801 Sasic, Karen Lee	T4	575	3/31/2010	308.80	-	308.80	AA	P	This is Capttime. Please see the tab called 'CAPTIME T4 CHECK!!' for all hours and names.
105	2010188	2856	801 Sasic, Karen Lee	T4	575	3/31/2010	308.80	-	308.80	AA	P	This is Capttime. Please see the tab called 'CAPTIME T4 CHECK!!' for all hours and names.
105	2010188	2856	801 Sasic, Karen Lee	T4	575	3/31/2010	308.80	-	308.80	AA	P	This is Capttime. Please see the tab called 'CAPTIME T4 CHECK!!' for all hours and names.

105	2010188	2856	801 Sasic, Karen Lee	T4	575	3/31/2010	231.60	-	231.60	AA	P	This is Captime. Please see the tab called 'CAPTIME T4 CHECK!!' for all hours and names.
105	2010188	2856	801 Sasic, Karen Lee	T4	575	3/31/2010	308.80	-	308.80	AA	P	This is Captime. Please see the tab called 'CAPTIME T4 CHECK!!' for all hours and names.
105	2010188	2856	801 Sasic, Karen Lee	T4	575	3/31/2010	308.80	-	308.80	AA	P	This is Captime. Please see the tab called 'CAPTIME T4 CHECK!!' for all hours and names.
105	2010188	2856	801 Sasic, Karen Lee	T4	581	4/15/2010	78.72	-	78.72	AA	P	This is Captime. Please see the tab called 'CAPTIME T4 CHECK!!' for all hours and names.
105	2010188	2856	801 Sasic, Karen Lee	T4	581	4/15/2010	157.44	-	157.44	AA	P	This is Captime. Please see the tab called 'CAPTIME T4 CHECK!!' for all hours and names.
105	2010188	2856	801 Sasic, Karen Lee	T4	581	4/15/2010	157.44	-	157.44	AA	P	This is Captime. Please see the tab called 'CAPTIME T4 CHECK!!' for all hours and names.
105	2010188	2856	801 Sasic, Karen Lee	T4	581	4/15/2010	78.72	-	78.72	AA	P	This is Captime. Please see the tab called 'CAPTIME T4 CHECK!!' for all hours and names.
105	2010188	2856	801 Sasic, Karen Lee	T4	581	4/15/2010	78.72	-	78.72	AA	P	This is Captime. Please see the tab called 'CAPTIME T4 CHECK!!' for all hours and names.
105	2010188	2856	801 Sasic, Karen Lee	T4	581	4/15/2010	39.36	-	39.36	AA	P	This is Captime. Please see the tab called 'CAPTIME T4 CHECK!!' for all hours and names.
105	2010188	2856	801 Sowell, George William	T4	593	5/15/2010	205.25	-	205.25	AA	P	This is Captime. Please see the tab called 'CAPTIME T4 CHECK!!' for all hours and names.
105	2010188	2856	801 Sowell, George William	T4	593	5/15/2010	164.20	-	164.20	AA	P	This is Captime. Please see the tab called 'CAPTIME T4 CHECK!!' for all hours and names.
105	2010188	2856	801 NKC 05/15/09 TIME ENTRY	T4	261237	6/26/2009	-	(88.68)	(88.68)	AA	P	offset
105	2010188	2856	801 NKC 05/15/09 TIME ENTRY	T4	261237	6/26/2009	-	(44.34)	(44.34)	AA	P	offset
105	2010188	2856	801 NKC 05/15/09 TIME ENTRY	T4	261237	6/26/2009	-	(133.02)	(133.02)	AA	P	offset
105	2010188	2856	801 NKC 05/15/09 TIME ENTRY	T4	261237	6/26/2009	-	(111.00)	(111.00)	AA	P	offset
105	2010188	2856	801 NKC 05/15/09 TIME ENTRY	T4	261237	6/26/2009	-	(111.00)	(111.00)	AA	P	offset
105	2010188	2856	801 NKC 05/15/09 TIME ENTRY	T4	261237	6/26/2009	-	(88.68)	(88.68)	AA	P	offset
105	2010188	2856	801 NKC 05/15/09 TIME ENTRY	T4	261237	5/15/2009	111.00	-	111.00	AA	P	offset
105	2010188	2856	801 NKC 05/15/09 TIME ENTRY	T4	261237	5/15/2009	44.34	-	44.34	AA	P	offset
105	2010188	2856	801 NKC 05/15/09 TIME ENTRY	T4	261237	5/15/2009	88.68	-	88.68	AA	P	offset
105	2010188	2856	801 NKC 05/15/09 TIME ENTRY	T4	261237	5/15/2009	133.02	-	133.02	AA	P	offset

105	2010188	2856	801 NKC 05/15/09 TIME ENTRY	T4	261237	5/15/2009	111.00	-	111.00	AA P	offset
105	2010188	2856	801 NKC 05/15/09 TIME ENTRY	T4	261237	5/15/2009	<u>88.68</u>	<u>-</u>	<u>88.68</u>	AA P	offset
				Totals			1,105,838.60	(572,008.30)	<b>533,830.30</b>		



Account Number	Debit Amount	Credit Amount	Account Description	Remark	Rate	Hours
853.1745.00301		36.94	WIP-CAP TIME OFFICE RENOVATION	Matthews, Linda C-2010188 cap	36.94	-
853.1745.00301		36.94	WIP-CAP TIME OFFICE RENOVATION	Matthews, Linda C-2010188 cap	36.94	-
853.1745.00301		55.41	WIP-CAP TIME OFFICE RENOVATION	Matthews, Linda C-2010188 cap	36.94	-
853.1745.00301		55.41	WIP-CAP TIME OFFICE RENOVATION	Matthews, Linda C-2010188 cap	36.94	-
853.1745.00301		73.88	WIP-CAP TIME OFFICE RENOVATION	Matthews, Linda C-2010188 cap	36.94	-
855.1745.00301		159.36	WIP-CAP TIME OFFICE RENOVATION	Durham, Rick J-CS_AR Consol Pr	106.24	-
855.1745.00301		159.36	WIP-CAP TIME OFFICE RENOVATION	Durham, Rick J-CS_AR Consol Pr	106.24	-
855.1745.00301		159.36	WIP-CAP TIME OFFICE RENOVATION	Durham, Rick J-CS_AR Consol Pr	106.24	-
855.1745.00301		185.92	WIP-CAP TIME OFFICE RENOVATION	Durham, Rick J-CS_AR Consol Pr	106.24	-
855.1745.00301		212.48	WIP-CAP TIME OFFICE RENOVATION	Durham, Rick J-CS_AR Consol Pr	106.24	-
855.1745.00301		37.93	WIP-CAP TIME OFFICE RENOVATION	Sasic, Karen Lee-Proj 2010188	37.93	-
855.1745.00301		75.86	WIP-CAP TIME OFFICE RENOVATION	Sasic, Karen Lee-Proj 2010188	37.93	-
855.1745.00301		132.76	WIP-CAP TIME OFFICE RENOVATION	Sasic, Karen Lee-Proj 2010188	37.93	-
855.1745.00301		227.58	WIP-CAP TIME OFFICE RENOVATION	Sasic, Karen Lee-Proj 2010188	37.93	-
864.1745.00301		55.35	WIP-CAP TIME OFFICE RENOVATION	Sightler, Charlotte L-2010188	36.9	-
864.1745.00301		55.35	WIP-CAP TIME OFFICE RENOVATION	Sightler, Charlotte L-2010188	36.9	-
864.1745.00301		73.8	WIP-CAP TIME OFFICE RENOVATION	Sightler, Charlotte L-2010188	36.9	-
864.1745.00301		92.25	WIP-CAP TIME OFFICE RENOVATION	Sightler, Charlotte L-2010188	36.9	-
864.1745.00301		110.7	WIP-CAP TIME OFFICE RENOVATION	Sightler, Charlotte L-2010188	36.9	-
864.1745.00301		73.8	WIP-CAP TIME OFFICE RENOVATION	Sightler, Charlotte L-AR.CS Op	36.9	-
864.1745.00301		110.7	WIP-CAP TIME OFFICE RENOVATION	Sightler, Charlotte L-AR.CS Op	36.9	-
864.1745.00301		147.6	WIP-CAP TIME OFFICE RENOVATION	Sightler, Charlotte L-AR.CS Op	36.9	-
864.1745.00301		184.5	WIP-CAP TIME OFFICE RENOVATION	Sightler, Charlotte L-AR.CS Op	36.9	-
864.1745.00301		442.8	WIP-CAP TIME OFFICE RENOVATION	Sightler, Charlotte L-AR.CS Op	36.9	-
866.1745.00301		43.83	WIP-CAP TIME OFFICE RENOVATION	Dugan, Grace Ann-AR.CS Optimiz	29.22	-
866.1745.00301		65.75	WIP-CAP TIME OFFICE RENOVATION	Dugan, Grace Ann-AR.CS Optimiz	29.22	-
866.1745.00301		65.75	WIP-CAP TIME OFFICE RENOVATION	Dugan, Grace Ann-AR.CS Optimiz	29.22	-
2010188.2856.00801	55.35		PRELIMINARY SURVEY PROJECT	Sightler, Charlotte L-2010188	36.9	1.50
2010188.2856.00801	55.35		PRELIMINARY SURVEY PROJECT	Sightler, Charlotte L-2010188	36.9	1.50
2010188.2856.00801	73.8		PRELIMINARY SURVEY PROJECT	Sightler, Charlotte L-2010188	36.9	2.00
2010188.2856.00801	92.25		PRELIMINARY SURVEY PROJECT	Sightler, Charlotte L-2010188	36.9	2.50
2010188.2856.00801	110.7		PRELIMINARY SURVEY PROJECT	Sightler, Charlotte L-2010188	36.9	3.00
2010188.2856.00801	36.94		PRELIMINARY SURVEY PROJECT	Matthews, Linda C-2010188 cap	36.94	1.00
2010188.2856.00801	36.94		PRELIMINARY SURVEY PROJECT	Matthews, Linda C-2010188 cap	36.94	1.00

2010188.2856.00801	55.41	PRELIMINARY SURVEY PROJECT	Matthews, Linda C-2010188 cap	36.94	1.50
2010188.2856.00801	55.41	PRELIMINARY SURVEY PROJECT	Matthews, Linda C-2010188 cap	36.94	1.50
2010188.2856.00801	73.88	PRELIMINARY SURVEY PROJECT	Matthews, Linda C-2010188 cap	36.94	2.00
2010188.2856.00801	73.8	PRELIMINARY SURVEY PROJECT	Sightler, Charlotte L-AR.CS Op	36.9	2.00
2010188.2856.00801	110.7	PRELIMINARY SURVEY PROJECT	Sightler, Charlotte L-AR.CS Op	36.9	3.00
2010188.2856.00801	147.6	PRELIMINARY SURVEY PROJECT	Sightler, Charlotte L-AR.CS Op	36.9	4.00
2010188.2856.00801	184.5	PRELIMINARY SURVEY PROJECT	Sightler, Charlotte L-AR.CS Op	36.9	5.00
2010188.2856.00801	442.8	PRELIMINARY SURVEY PROJECT	Sightler, Charlotte L-AR.CS Op	36.9	12.00
2010188.2856.00801	43.83	PRELIMINARY SURVEY PROJECT	Dugan, Grace Ann-AR.CS Optimiz	29.22	1.50
2010188.2856.00801	65.75	PRELIMINARY SURVEY PROJECT	Dugan, Grace Ann-AR.CS Optimiz	29.22	2.25
2010188.2856.00801	65.75	PRELIMINARY SURVEY PROJECT	Dugan, Grace Ann-AR.CS Optimiz	29.22	2.25
2010188.2856.00801	159.36	PRELIMINARY SURVEY PROJECT	Durham, Rick J-CS_AR Consol Pr	106.24	1.50
2010188.2856.00801	159.36	PRELIMINARY SURVEY PROJECT	Durham, Rick J-CS_AR Consol Pr	106.24	1.50
2010188.2856.00801	159.36	PRELIMINARY SURVEY PROJECT	Durham, Rick J-CS_AR Consol Pr	106.24	1.50
2010188.2856.00801	185.92	PRELIMINARY SURVEY PROJECT	Durham, Rick J-CS_AR Consol Pr	106.24	1.75
2010188.2856.00801	212.48	PRELIMINARY SURVEY PROJECT	Durham, Rick J-CS_AR Consol Pr	106.24	2.00
2010188.2856.00801	37.93	PRELIMINARY SURVEY PROJECT	Sasic, Karen Lee-Proj 2010188	37.93	1.00
2010188.2856.00801	75.86	PRELIMINARY SURVEY PROJECT	Sasic, Karen Lee-Proj 2010188	37.93	2.00
2010188.2856.00801	132.76	PRELIMINARY SURVEY PROJECT	Sasic, Karen Lee-Proj 2010188	37.93	3.50
2010188.2856.00801	227.58	PRELIMINARY SURVEY PROJECT	Sasic, Karen Lee-Proj 2010188	37.93	6.00



Account Number	Debit Amount	Credit Amount	Account Description	Name	Rate	Hours
864.1745.00301		36.9	WIP-CAP TIME OFFICE RENOVATION	Sightler, Charlotte	36.9	1
864.1745.00301		92.25	WIP-CAP TIME OFFICE RENOVATION	Sightler, Charlotte	36.9	2.5
864.1745.00301		258.3	WIP-CAP TIME OFFICE RENOVATION	Sightler, Charlotte	36.9	7
864.1745.00301		258.3	WIP-CAP TIME OFFICE RENOVATION	Sightler, Charlotte	36.9	7
864.1745.00301		295.2	WIP-CAP TIME OFFICE RENOVATION	Sightler, Charlotte	36.9	8
864.1745.00301		221.4	WIP-CAP TIME OFFICE RENOVATION	Sightler, Charlotte	36.9	6
864.1745.00301		110.7	WIP-CAP TIME OFFICE RENOVATION	Sightler, Charlotte	36.9	3
864.1745.00301		36.9	WIP-CAP TIME OFFICE RENOVATION	Sightler, Charlotte	36.9	1
864.1745.00301		73.8	WIP-CAP TIME OFFICE RENOVATION	Sightler, Charlotte	36.9	2
864.1745.00301		110.7	WIP-CAP TIME OFFICE RENOVATION	Sightler, Charlotte	36.9	3
2010188.2856.00801	36.9		PRELIMINARY SURVEY PROJECT	Sightler, Charlotte	36.9	1
2010188.2856.00801	92.25		PRELIMINARY SURVEY PROJECT	Sightler, Charlotte	36.9	2.5
2010188.2856.00801	258.3		PRELIMINARY SURVEY PROJECT	Sightler, Charlotte	36.9	7
2010188.2856.00801	258.3		PRELIMINARY SURVEY PROJECT	Sightler, Charlotte	36.9	7
2010188.2856.00801	295.2		PRELIMINARY SURVEY PROJECT	Sightler, Charlotte	36.9	8
2010188.2856.00801	221.4		PRELIMINARY SURVEY PROJECT	Sightler, Charlotte	36.9	6
2010188.2856.00801	110.7		PRELIMINARY SURVEY PROJECT	Sightler, Charlotte	36.9	3
2010188.2856.00801	36.9		PRELIMINARY SURVEY PROJECT	Sightler, Charlotte	36.9	1
2010188.2856.00801	73.8		PRELIMINARY SURVEY PROJECT	Sightler, Charlotte	36.9	2
2010188.2856.00801	110.7		PRELIMINARY SURVEY PROJECT	Sightler, Charlotte	36.9	3

Account Number	Remark	Debit	Credit	Name	Rate	Hours
864.1745.00301	Sightler, Charlotte L/AR.CS OPTIMIZATION		110.7	Sightler, Charlotte	36.9	3.00
864.1745.00301	Sightler, Charlotte L/AR.CS OPTIMIZATION		92.25	Sightler, Charlotte	36.9	2.50
864.1745.00301	Sightler, Charlotte L/AR.CS OPTIMIZATION		36.9	Sightler, Charlotte	36.9	1.00
864.1745.00301	Sightler, Charlotte L/AR.CS OPTIMIZATION		46.13	Sightler, Charlotte	36.9	1.25
864.1745.00301	Sightler, Charlotte L/AR.CS OPTIMIZATION		73.8	Sightler, Charlotte	36.9	2.00
864.1745.00301	Sightler, Charlotte L/AR.CS OPTIMIZATION		73.8	Sightler, Charlotte	36.9	2.00
864.1745.00301	Sightler, Charlotte L/AR.CS OPTIMIZATION		101.48	Sightler, Charlotte	36.9	2.75
2010188.2856.00801	Sightler, Charlotte L/AR.CS OPTIMIZATION	110.7		Sightler, Charlotte	36.9	3.00
2010188.2856.00801	Sightler, Charlotte L/AR.CS OPTIMIZATION	92.25		Sightler, Charlotte	36.9	2.50
2010188.2856.00801	Sightler, Charlotte L/AR.CS OPTIMIZATION	36.9		Sightler, Charlotte	36.9	1.00
2010188.2856.00801	Sightler, Charlotte L/AR.CS OPTIMIZATION	46.13		Sightler, Charlotte	36.9	1.25
2010188.2856.00801	Sightler, Charlotte L/AR.CS OPTIMIZATION	73.8		Sightler, Charlotte	36.9	2.00
2010188.2856.00801	Sightler, Charlotte L/AR.CS OPTIMIZATION	73.8		Sightler, Charlotte	36.9	2.00
2010188.2856.00801	Sightler, Charlotte L/AR.CS OPTIMIZATION	101.48		Sightler, Charlotte	36.9	2.75

Account Number	Remark		Debit	Credit	Name	Rate	Hours
864.1745.00301	Sightler, Charlotte L/AR.CS OPTIMIZTION	005 6			147.6 Sightler, Charlotte	36.9	4.00
864.1745.00301	Sightler, Charlotte L/AR.CS OPTIMIZTION	005 6			184.5 Sightler, Charlotte	36.9	5.00
864.1745.00301	Sightler, Charlotte L/AR.CS OPTIMIZTION	005 6			55.35 Sightler, Charlotte	36.9	1.50
864.1745.00301	Sightler, Charlotte L/AR.CS OPTIMIZTION	005 6			55.35 Sightler, Charlotte	36.9	1.50
864.1745.00301	Sightler, Charlotte L/AR.CS OPTIMIZTION	005 6			73.8 Sightler, Charlotte	36.9	2.00
864.1745.00301	Sightler, Charlotte L/AR.CS OPTIMIZTION	005 6			110.7 Sightler, Charlotte	36.9	3.00
2010188.2856.00801	Sightler, Charlotte L/AR.CS OPTIMIZTION	005 6	147.6		Sightler, Charlotte	36.9	4.00
2010188.2856.00801	Sightler, Charlotte L/AR.CS OPTIMIZTION	005 6		184.5	Sightler, Charlotte	36.9	5.00
2010188.2856.00801	Sightler, Charlotte L/AR.CS OPTIMIZTION	005 6		55.35	Sightler, Charlotte	36.9	1.50
2010188.2856.00801	Sightler, Charlotte L/AR.CS OPTIMIZTION	005 6		55.35	Sightler, Charlotte	36.9	1.50
2010188.2856.00801	Sightler, Charlotte L/AR.CS OPTIMIZTION	005 6		73.8	Sightler, Charlotte	36.9	2.00
2010188.2856.00801	Sightler, Charlotte L/AR.CS OPTIMIZTION	005 6		110.7	Sightler, Charlotte	36.9	3.00

Account Number	Remark	Debit Amount	Credit Amount	Account Description	Rate	Hours	Remarks
2010188.2856.00801	Customer Service Consolidation		61,347.70	PRELIMINARY SURVEY PROJECT			
102103.6165	Hopkins, John Robert CAP TIME	1,629.50		CAPITALIZED TIME ADJUSTMENT	44.34	36.75	Captive
102107.6165	Crossett, Lisa Ann CAP TIME WO	7,360.00		CAPITALIZED TIME ADJUSTMENT	115	64.00	Captive
102107.6165	Jason Bell Cap Time WO	354.72		CAPITALIZED TIME ADJUSTMENT	44.34	8.00	Captive
102107.6165	Hoy, John Patrick	2,442.00		CAPITALIZED TIME ADJUSTMENT	111	22.00	Captive
102108.6165	Bell, William Jason CAP TIME W	354.72		CAPITALIZED TIME ADJUSTMENT	44.34	8.00	Captive
102109.6165	Burris, Paul D CAP TIME WO	353.13		CAPITALIZED TIME ADJUSTMENT	44.14	8.00	Captive
102110.6165	Bonagura, John F CAP TIME WO	341.36		CAPITALIZED TIME ADJUSTMENT	37.93	9.00	Captive
102110.6165	Durham, Rick J	16,148.48		CAPITALIZED TIME ADJUSTMENT	106.24	152.00	Captive
102111.6165	Daniel, Carl CAP TIME WO	2,827.16		CAPITALIZED TIME ADJUSTMENT	122.92	23.00	Captive
102111.6165	Gammon, Jublia B	2,401.10		CAPITALIZED TIME ADJUSTMENT	36.94	65.00	Captive
105100.5825	SPRINGHILL SUITES OF ORLANDO	183.29		OTHER MISC EXPENSE			
105100.6165	Casados Jr, Jimmy P CAP TIME W	279		CAPITALIZED TIME ADJUSTMENT	44.34	6.29	Captive
853100.6165	Matthews, Linda C CAP TIME WO	5,827.00		CAPITALIZED TIME ADJUSTMENT	36.94	157.74	Captive
855100.6165	Sasic, Karen Lee CAP TIME WO	10,723.33		CAPITALIZED TIME ADJUSTMENT	37.93	282.71	Captive
864100.6165	Sightler, Charlotte L CAP TIME	6,435.16		CAPITALIZED TIME ADJUSTMENT	37.63	171.01	Captive
866100.6165	Barnett, Wendy CAP TIME WO	508.8		CAPITALIZED TIME ADJUSTMENT	36.94	13.77	Captive
866100.6165	Dugan, Grace Ann	3,178.95		CAPITALIZED TIME ADJUSTMENT	43.83	72.53	Captive

Account Number	Remark	Debit Amount	Credit Amount	Name	Rate	Hours
864.1745.00301	Sightler, Charlotte L/CS.AR OPTIMIZATION		304.43	Sightler, Charlotte	36.90	8.25
864.1745.00301	Sightler, Charlotte L/CS.AR OPTIMIZATION		341.33	Sightler, Charlotte	36.90	9.25
864.1745.00301	Sightler, Charlotte L/CS.AR OPTIMIZATION		295.2	Sightler, Charlotte	36.90	8.00
864.1745.00301	Sightler, Charlotte L/CS.AR OPTIMIZATION		73.8	Sightler, Charlotte	36.90	2.00
864.1745.00301	Sightler, Charlotte L/CS.AR OPTIMIZATION		193.73	Sightler, Charlotte	36.90	5.25
864.1745.00301	Sightler, Charlotte L/CS.AR OPTIMIZATION		147.6	Sightler, Charlotte	36.90	4.00
864.1745.00301	Sightler, Charlotte L/CS.AR OPTIMIZATION		129.15	Sightler, Charlotte	36.90	3.50
864.1745.00301	Sightler, Charlotte L/CS.AR OPTIMIZATION		119.93	Sightler, Charlotte	36.90	3.25
864.1745.00301	Sightler, Charlotte L/CS.AR OPTIMIZATION		230.63	Sightler, Charlotte	36.90	6.25
2010188.2856.00801	Sightler, Charlotte L/CS.AR OPTIMIZATION	304.43		Sightler, Charlotte	36.90	8.25
2010188.2856.00801	Sightler, Charlotte L/CS.AR OPTIMIZATION	341.33		Sightler, Charlotte	36.90	9.25
2010188.2856.00801	Sightler, Charlotte L/CS.AR OPTIMIZATION	295.2		Sightler, Charlotte	36.90	8.00
2010188.2856.00801	Sightler, Charlotte L/CS.AR OPTIMIZATION	73.8		Sightler, Charlotte	36.90	2.00
2010188.2856.00801	Sightler, Charlotte L/CS.AR OPTIMIZATION	193.73		Sightler, Charlotte	36.90	5.25
2010188.2856.00801	Sightler, Charlotte L/CS.AR OPTIMIZATION	147.6		Sightler, Charlotte	36.90	4.00
2010188.2856.00801	Sightler, Charlotte L/CS.AR OPTIMIZATION	129.15		Sightler, Charlotte	36.90	3.50
2010188.2856.00801	Sightler, Charlotte L/CS.AR OPTIMIZATION	119.93		Sightler, Charlotte	36.90	3.25
2010188.2856.00801	Sightler, Charlotte L/CS.AR OPTIMIZATION	230.63		Sightler, Charlotte	36.90	6.25



<b>Account Number</b>	<b>Remark</b>	<b>Debit Amount</b>	<b>Credit Amount</b>	<b>Name</b>	<b>Rate</b>	<b>Hours</b>
864.1745.00301	<b>Sightler, Charlotte L/CS.AR OPTIMIZATION</b>		55.35	<b>Sightler, Charlotte</b>	36.9	0.67
864.1745.00301	<b>Sightler, Charlotte L/CS.AR OPTIMIZATION</b>		73.8	<b>Sightler, Charlotte</b>	36.9	0.50
864.1745.00301	<b>Sightler, Charlotte L/CS.AR OPTIMIZATION</b>		73.8	<b>Sightler, Charlotte</b>	36.9	0.50
864.1745.00301	<b>Sightler, Charlotte L/CS.AR OPTIMIZATION</b>		73.8	<b>Sightler, Charlotte</b>	36.9	0.50
2010188.2856.00801	<b>Sightler, Charlotte L/CS.AR OPTIMIZATION</b>	55.35		<b>Sightler, Charlotte</b>	36.9	0.67
2010188.2856.00801	<b>Sightler, Charlotte L/CS.AR OPTIMIZATION</b>	73.8		<b>Sightler, Charlotte</b>	36.9	0.50
2010188.2856.00801	<b>Sightler, Charlotte L/CS.AR OPTIMIZATION</b>	73.8		<b>Sightler, Charlotte</b>	36.9	0.50
2010188.2856.00801	<b>Sightler, Charlotte L/CS.AR OPTIMIZATION</b>	73.8		<b>Sightler, Charlotte</b>	36.9	0.50

Account	Description	Dr	Cr	Name	Rate	Hours
853100.9660	Gammon, Jublia B		295.52	Gammon, Jublia B	36.94	8
853100.9660	Gammon, Jublia B		295.52	Gammon, Jublia B	36.94	8
853100.9660	Gammon, Jublia B		295.52	Gammon, Jublia B	36.94	8
853100.9660	Gammon, Jublia B		295.52	Gammon, Jublia B	36.94	8
853100.9660	Gammon, Jublia B		295.52	Gammon, Jublia B	36.94	8
853100.9660	Gammon, Jublia B		295.52	Gammon, Jublia B	36.94	8
853100.9660	Gammon, Jublia B		295.52	Gammon, Jublia B	36.94	8
853100.9660	Gammon, Jublia B		184.7	Gammon, Jublia B	36.94	5
853100.9660	Gammon, Jublia B		110.82	Gammon, Jublia B	36.94	3
853100.9660	Gammon, Jublia B		110.82	Gammon, Jublia B	36.94	3
853100.9660	Gammon, Jublia B		295.52	Gammon, Jublia B	36.94	8
2010188.2856.00801	Gammon, Jublia B	295.52		Gammon, Jublia B	36.94	8
2010188.2856.00801	Gammon, Jublia B	295.52		Gammon, Jublia B	36.94	8
2010188.2856.00801	Gammon, Jublia B	295.52		Gammon, Jublia B	36.94	8
2010188.2856.00801	Gammon, Jublia B	295.52		Gammon, Jublia B	36.94	8
2010188.2856.00801	Gammon, Jublia B	295.52		Gammon, Jublia B	36.94	8
2010188.2856.00801	Gammon, Jublia B	295.52		Gammon, Jublia B	36.94	8
2010188.2856.00801	Gammon, Jublia B	295.52		Gammon, Jublia B	36.94	8
2010188.2856.00801	Gammon, Jublia B	184.7		Gammon, Jublia B	36.94	5
2010188.2856.00801	Gammon, Jublia B	110.82		Gammon, Jublia B	36.94	3
2010188.2856.00801	Gammon, Jublia B	110.82		Gammon, Jublia B	36.94	3
2010188.2856.00801	Gammon, Jublia B	295.52		Gammon, Jublia B	36.94	8

<b>Account Number</b>	<b>Debit Amount</b>	<b>Credit Amount</b>	<b>Account Description</b>	<b>Remark</b>
102104.5735		130,134.39	COMPUTER MAINTENANCE	Please see invoice 223445 in the file called, "Other Backup.pdf"
2010188.2856.00801	130,134.39		PRELIMINARY SURVEY PROJECT	

<b>Account Number</b>	<b>Debit Amount</b>	<b>Credit Amount</b>	<b>Account Description</b>	<b>Remark</b>
102104.5740		18,678.50	COMPUTER SUPPLIES	Please see invoice 229641 in file called "Other Backup.pdf"
2010188.2856.00801	18,678.50		PRELIMINARY SURVEY PROJECT	

Account Number	Debit Amount	Credit Amount	Account Description	Remark
102106.5900		18,676.00	OTHER OFFICE EXPENSES	Please see invoice 231544 in file called "Other Backup.pdf"
2010188.2856.00801	18,676.00		PRELIMINARY SURVEY PROJECT	

DOC 269447	Remark	Debit Amount	Credit Amount	Account Description	Remark
102104.5740	CDW.Tripp Smart Backup		1,515.80	COMPUTER SUPPLIES	Please see invoice 240212 in file called "Other Backup.pdf"
102104.5740	CDW.Tripplite Smart UPS		374.47	COMPUTER SUPPLIES	Please see invoice 240288 in file called "Other Backup.pdf"
102104.5740	CDW.Tripplite Rack Mount		964.99	COMPUTER SUPPLIES	Please see invoice 240288 in file called "Other Backup.pdf"
102104.5740	CDW.Tripplite Rack Mount		24.44	COMPUTER SUPPLIES	Please see invoice 240288 in file called "Other Backup.pdf"
102104.5740	CDW.Tripplite Smart UPS		100	COMPUTER SUPPLIES	
2010188.2856.00801	CDW.Tripp Smart Backup	1,515.80		PRELIMINARY SURVEY PROJECT	
2010188.2856.00801	CDW.Tripplite Smart UPS	374.47		PRELIMINARY SURVEY PROJECT	
2010188.2856.00801	CDW.Tripplite Rack Mount	964.99		PRELIMINARY SURVEY PROJECT	
2010188.2856.00801	CDW.Tripplite Rack Mount	24.44		PRELIMINARY SURVEY PROJECT	
2010188.2856.00801	CDW.Tripplite Smart UPS	100		PRELIMINARY SURVEY PROJECT	

<b>Account Number</b>	<b>Debit Amount</b>	<b>Credit Amount</b>	<b>Account Description</b>	<b>Remark</b>
102106.5820		253.42	TRAINING EXPENSE	Please see invoice 233350 in file called "Other Backup.pdf"
102106.5880		2,525.49	OFFICE SUPPLY STORES	Please see invoice 237104 in file called "Other Backup.pdf"
102106.5900		514.09	OTHER OFFICE EXPENSES	This invoice is not available at this time.
102106.5900		573.15	OTHER OFFICE EXPENSES	Please see invoice 235786 in file called "Other Backup.pdf"
102106.5900		375	OTHER OFFICE EXPENSES	Please see invoice 239110 in file called "Other Backup.pdf"
2010188.2856.00801	4,241.15		PRELIMINARY SURVEY PROJECT	RECLASS OV EXPS TO CP 2010188

<b>Account Number</b>	<b>Remark</b>	<b>Debit Amount</b>	<b>Credit Amount</b>	<b>Remark</b>
102104.5735	RECLASS TRANSCEND INVOICE		78,080.63	Please see invoice 246260 in file called "Other Backup.pdf"
2010188.2856.00801	RECLASS TRANSCEND INVOICE	78,080.63		



<b>Account Number</b>	<b>Debit Amount</b>	<b>Credit Amount</b>	<b>Account Description</b>	<b>Remark</b>
102104.5735		54,985.96	COMPUTER MAINTENANCE	Please see invoice 259024 in the file called, "Other Backup.pdf"
2010188.2856.00801	54,985.96		PRELIMINARY SURVEY PROJECT	

CO	BU	OBJ	SUB	DESCRIPTION	TY	DOC	DATE	DEBIT	RATE	HOURS
105	2010188	2856	801	Bell, William Jason	T4	403	6/26/2009	44.34	44.34	1.00
105	2010188	2856	801	Bell, William Jason	T4	403	6/26/2009	88.68	44.34	2.00
105	2010188	2856	801	Bell, William Jason	T4	403	6/26/2009	88.68	44.34	2.00
105	2010188	2856	801	Bell, William Jason	T4	403	6/26/2009	133.02	44.34	3.00
105	2010188	2856	801	Bonagura, John F	T4	465	8/15/2009	113.79	37.93	3.00
105	2010188	2856	801	Bonagura, John F	T4	465	8/15/2009	28.45	37.93	0.75
105	2010188	2856	801	Bonagura, John F	T4	465	8/15/2009	47.41	37.93	1.25
105	2010188	2856	801	Bonagura, John F	T4	465	8/15/2009	37.93	37.93	1.00
105	2010188	2856	801	Bonagura, John F	T4	468	8/31/2009	37.93	37.93	1.00
105	2010188	2856	801	Bonagura, John F	T4	468	8/31/2009	37.93	37.93	1.00
105	2010188	2856	801	Bonagura, John F	T4	477	9/15/2009	9.48	37.93	0.25
105	2010188	2856	801	Bonagura, John F	T4	477	9/15/2009	9.48	37.93	0.25
105	2010188	2856	801	Bonagura, John F	T4	477	9/15/2009	9.48	37.93	0.25
105	2010188	2856	801	Bonagura, John F	T4	477	9/15/2009	9.48	37.93	0.25
105	2010188	2856	801	Bonagura, John F	T4	489	10/15/2009	28.45	37.93	0.75
105	2010188	2856	801	Burris, Paul D	T4	468	8/31/2009	353.13	44.14	8.00
105	2010188	2856	801	Casados Jr, Jimmy P	T4	417	6/15/2009	62.00	62.00	1.00
105	2010188	2856	801	Casados Jr, Jimmy P	T4	417	6/15/2009	62.00	62.00	1.00
105	2010188	2856	801	Casados Jr, Jimmy P	T4	417	6/15/2009	155.00	62.00	2.50
105	2010188	2856	801	Casados Jr, Jimmy P	T4	526	12/15/2009	31.50	62.00	0.51
105	2010188	2856	801	Casados Jr, Jimmy P	T4	526	12/15/2009	31.50	62.00	0.51
105	2010188	2856	801	Casados Jr, Jimmy P	T4	526	12/15/2009	126.00	63.00	2.00
105	2010188	2856	801	Casados Jr, Jimmy P	T4	569	3/15/2010	567.00	63.00	9.00
105	2010188	2856	801	Crossett, Lisa Ann	T4	397	6/21/2009	230.00	115	2.00
105	2010188	2856	801	Crossett, Lisa Ann	T4	397	6/21/2009	230.00	115	2.00
105	2010188	2856	801	Crossett, Lisa Ann	T4	397	6/21/2009	230.00	115	2.00
105	2010188	2856	801	Crossett, Lisa Ann	T4	397	6/21/2009	230.00	115	2.00
105	2010188	2856	801	Crossett, Lisa Ann	T4	397	6/21/2009	230.00	115	2.00
105	2010188	2856	801	Crossett, Lisa Ann	T4	417	6/15/2009	460.00	115	4.00
105	2010188	2856	801	Crossett, Lisa Ann	T4	417	6/15/2009	115.00	115	1.00
105	2010188	2856	801	Crossett, Lisa Ann	T4	417	6/15/2009	115.00	115	1.00
105	2010188	2856	801	Crossett, Lisa Ann	T4	417	6/15/2009	115.00	115	1.00
105	2010188	2856	801	Crossett, Lisa Ann	T4	423	6/30/2009	115.00	115	1.00
105	2010188	2856	801	Crossett, Lisa Ann	T4	423	6/30/2009	115.00	115	1.00

105	2010188	2856	801 Crossett, Lisa Ann	T4	423	6/30/2009	115.00	115	1.00
105	2010188	2856	801 Crossett, Lisa Ann	T4	423	6/30/2009	115.00	115	1.00
105	2010188	2856	801 Crossett, Lisa Ann	T4	452	7/15/2009	230.00	115	2.00
105	2010188	2856	801 Crossett, Lisa Ann	T4	452	7/15/2009	230.00	115	2.00
105	2010188	2856	801 Crossett, Lisa Ann	T4	454	7/31/2009	115.00	115	1.00
105	2010188	2856	801 Crossett, Lisa Ann	T4	454	7/31/2009	460.00	115	4.00
105	2010188	2856	801 Crossett, Lisa Ann	T4	454	7/31/2009	115.00	115	1.00
105	2010188	2856	801 Crossett, Lisa Ann	T4	454	7/31/2009	460.00	115	4.00
105	2010188	2856	801 Crossett, Lisa Ann	T4	454	7/31/2009	230.00	115	2.00
105	2010188	2856	801 Crossett, Lisa Ann	T4	465	8/15/2009	230.00	115	2.00
105	2010188	2856	801 Crossett, Lisa Ann	T4	465	8/15/2009	115.00	115	1.00
105	2010188	2856	801 Crossett, Lisa Ann	T4	465	8/15/2009	115.00	115	1.00
105	2010188	2856	801 Crossett, Lisa Ann	T4	465	8/15/2009	115.00	115	1.00
105	2010188	2856	801 Crossett, Lisa Ann	T4	468	8/31/2009	230.00	115	2.00
105	2010188	2856	801 Crossett, Lisa Ann	T4	468	8/31/2009	230.00	115	2.00
105	2010188	2856	801 Crossett, Lisa Ann	T4	468	8/31/2009	230.00	115	2.00
105	2010188	2856	801 Crossett, Lisa Ann	T4	468	8/31/2009	230.00	115	2.00
105	2010188	2856	801 Crossett, Lisa Ann	T4	468	8/31/2009	230.00	115	2.00
105	2010188	2856	801 Crossett, Lisa Ann	T4	477	9/15/2009	115.00	115	1.00
105	2010188	2856	801 Crossett, Lisa Ann	T4	477	9/15/2009	115.00	115	1.00
105	2010188	2856	801 Crossett, Lisa Ann	T4	477	9/15/2009	230.00	115	2.00
105	2010188	2856	801 Crossett, Lisa Ann	T4	477	9/15/2009	230.00	115	2.00
105	2010188	2856	801 Crossett, Lisa Ann	T4	486	9/30/2009	230.00	115	2.00
105	2010188	2856	801 Crossett, Lisa Ann	T4	486	9/30/2009	230.00	115	2.00
105	2010188	2856	801 Crossett, Lisa Ann	T4	486	9/30/2009	115.00	115	1.00
105	2010188	2856	801 Crossett, Lisa Ann	T4	486	9/30/2009	115.00	115	1.00
105	2010188	2856	801 Crossett, Lisa Ann	T4	489	10/15/2009	115.00	115	1.00
105	2010188	2856	801 Crossett, Lisa Ann	T4	489	10/15/2009	230.00	115	2.00
105	2010188	2856	801 Crossett, Lisa Ann	T4	489	10/15/2009	115.00	115	1.00
105	2010188	2856	801 Crossett, Lisa Ann	T4	489	10/15/2009	115.00	115	1.00
105	2010188	2856	801 Daniel, Carl	T4	429	7/15/2009	122.92	122.92	1.00
105	2010188	2856	801 Daniel, Carl	T4	435	7/31/2009	122.92	122.92	1.00
105	2010188	2856	801 Daniel, Carl	T4	435	7/31/2009	983.36	122.92	8.00
105	2010188	2856	801 Daniel, Carl	T4	435	7/31/2009	122.92	122.92	1.00
105	2010188	2856	801 Daniel, Carl	T4	465	8/15/2009	122.92	122.92	1.00

105	2010188	2856	801 Daniel, Carl	T4	465	8/15/2009	122.92	122.92	1.00
105	2010188	2856	801 Daniel, Carl	T4	465	8/15/2009	122.92	122.92	1.00
105	2010188	2856	801 Daniel, Carl	T4	468	8/31/2009	245.84	122.92	2.00
105	2010188	2856	801 Daniel, Carl	T4	468	8/31/2009	122.92	122.92	1.00
105	2010188	2856	801 Daniel, Carl	T4	468	8/31/2009	122.92	122.92	1.00
105	2010188	2856	801 Daniel, Carl	T4	477	9/15/2009	122.92	122.92	1.00
105	2010188	2856	801 Daniel, Carl	T4	477	9/15/2009	122.92	122.92	1.00
105	2010188	2856	801 Daniel, Carl	T4	477	9/15/2009	122.92	122.92	1.00
105	2010188	2856	801 Daniel, Carl	T4	486	9/30/2009	122.92	122.92	1.00
105	2010188	2856	801 Daniel, Carl	T4	486	9/30/2009	122.92	122.92	1.00
105	2010188	2856	801 Daniel, Carl	T4	489	10/15/2009	122.92	122.92	1.00
105	2010188	2856	801 Daniel, Carl	T4	501	10/31/2009	122.92	122.92	1.00
105	2010188	2856	801 Daniel, Carl	T4	501	10/31/2009	122.92	122.92	1.00
105	2010188	2856	801 Daniel, Carl	T4	507	11/15/2009	234.94	117.47	2.00
105	2010188	2856	801 Daniel, Carl	T4	507	11/15/2009	704.82	117.47	6.00
105	2010188	2856	801 Daniel, Carl	T4	507	11/15/2009	704.82	117.47	6.00
105	2010188	2856	801 Daniel, Carl	T4	507	11/15/2009	117.47	117.47	1.00
105	2010188	2856	801 Daniel, Carl	T4	518	11/30/2009	352.41	117.47	3.00
105	2010188	2856	801 Daniel, Carl	T4	518	11/30/2009	469.88	117.47	4.00
105	2010188	2856	801 Daniel, Carl	T4	518	11/30/2009	117.47	117.47	1.00
105	2010188	2856	801 Dugan, Grace Ann	T4	423	6/30/2009	43.83	43.83	1.00
105	2010188	2856	801 Dugan, Grace Ann	T4	423	6/30/2009	350.64	43.83	8.00
105	2010188	2856	801 Dugan, Grace Ann	T4	423	6/30/2009	43.83	43.83	1.00
105	2010188	2856	801 Dugan, Grace Ann	T4	429	7/15/2009	43.83	43.83	1.00
105	2010188	2856	801 Dugan, Grace Ann	T4	429	7/15/2009	87.66	43.83	2.00
105	2010188	2856	801 Dugan, Grace Ann	T4	429	7/15/2009	65.75	43.83	1.50
105	2010188	2856	801 Dugan, Grace Ann	T4	435	7/31/2009	43.83	43.83	1.00
105	2010188	2856	801 Dugan, Grace Ann	T4	435	7/31/2009	43.83	43.83	1.00
105	2010188	2856	801 Dugan, Grace Ann	T4	435	7/31/2009	43.83	43.83	1.00
105	2010188	2856	801 Dugan, Grace Ann	T4	435	7/31/2009	43.83	43.83	1.00
105	2010188	2856	801 Dugan, Grace Ann	T4	465	8/15/2009	65.75	43.83	1.50
105	2010188	2856	801 Dugan, Grace Ann	T4	465	8/15/2009	65.75	43.83	1.50
105	2010188	2856	801 Dugan, Grace Ann	T4	465	8/15/2009	65.75	43.83	1.50
105	2010188	2856	801 Dugan, Grace Ann	T4	465	8/15/2009	43.83	43.83	1.00
105	2010188	2856	801 Dugan, Grace Ann	T4	465	8/15/2009	87.66	43.83	2.00

105	2010188	2856	801 Dugan, Grace Ann	T4	468	8/31/2009	65.75	43.83	1.50
105	2010188	2856	801 Dugan, Grace Ann	T4	468	8/31/2009	65.75	43.83	1.50
105	2010188	2856	801 Dugan, Grace Ann	T4	468	8/31/2009	657.45	43.83	15.00
105	2010188	2856	801 Dugan, Grace Ann	T4	468	8/31/2009	65.75	43.83	1.50
105	2010188	2856	801 Dugan, Grace Ann	T4	468	8/31/2009	65.75	43.83	1.50
105	2010188	2856	801 Dugan, Grace Ann	T4	468	8/31/2009	65.75	43.83	1.50
105	2010188	2856	801 Dugan, Grace Ann	T4	477	9/15/2009	87.66	43.83	2.00
105	2010188	2856	801 Dugan, Grace Ann	T4	477	9/15/2009	65.75	43.83	1.50
105	2010188	2856	801 Dugan, Grace Ann	T4	477	9/15/2009	65.75	43.83	1.50
105	2010188	2856	801 Dugan, Grace Ann	T4	477	9/15/2009	87.66	43.83	2.00
105	2010188	2856	801 Dugan, Grace Ann	T4	477	9/15/2009	65.75	43.83	1.50
105	2010188	2856	801 Dugan, Grace Ann	T4	477	9/15/2009	65.75	43.83	1.50
105	2010188	2856	801 Dugan, Grace Ann	T4	486	9/30/2009	65.75	43.83	1.50
105	2010188	2856	801 Dugan, Grace Ann	T4	486	9/30/2009	43.83	43.83	1.00
105	2010188	2856	801 Dugan, Grace Ann	T4	486	9/30/2009	65.75	43.83	1.50
105	2010188	2856	801 Dugan, Grace Ann	T4	486	9/30/2009	65.75	43.83	1.50
105	2010188	2856	801 Dugan, Grace Ann	T4	486	9/30/2009	13.15	43.83	0.30
105	2010188	2856	801 Dugan, Grace Ann	T4	486	9/30/2009	65.75	43.83	1.50
105	2010188	2856	801 Dugan, Grace Ann	T4	486	9/30/2009	65.75	43.83	1.50
105	2010188	2856	801 Dugan, Grace Ann	T4	489	10/15/2009	438.30	43.83	10.00
105	2010188	2856	801 Dugan, Grace Ann	T4	489	10/15/2009	482.13	43.83	11.00
105	2010188	2856	801 Dugan, Grace Ann	T4	489	10/15/2009	438.30	43.83	10.00
105	2010188	2856	801 Dugan, Grace Ann	T4	489	10/15/2009	482.13	43.83	11.00
105	2010188	2856	801 Dugan, Grace Ann	T4	501	10/31/2009	43.83	43.83	1.00
105	2010188	2856	801 Dugan, Grace Ann	T4	501	10/31/2009	43.83	43.83	1.00
105	2010188	2856	801 Dugan, Grace Ann	T4	501	10/31/2009	65.75	43.83	1.50
105	2010188	2856	801 Dugan, Grace Ann	T4	501	10/31/2009	350.64	43.83	8.00
105	2010188	2856	801 Durham, Rick J	T4	423	6/30/2009	318.72	106.24	3.00
105	2010188	2856	801 Durham, Rick J	T4	423	6/30/2009	159.36	106.24	1.50
105	2010188	2856	801 Durham, Rick J	T4	423	6/30/2009	53.12	106.24	0.50
105	2010188	2856	801 Durham, Rick J	T4	423	6/30/2009	106.24	106.24	1.00
105	2010188	2856	801 Durham, Rick J	T4	423	6/30/2009	265.60	106.24	2.50
105	2010188	2856	801 Durham, Rick J	T4	423	6/30/2009	159.36	106.24	1.50
105	2010188	2856	801 Durham, Rick J	T4	423	6/30/2009	53.12	106.24	0.50
105	2010188	2856	801 Durham, Rick J	T4	429	7/15/2009	106.24	106.24	1.00

105	2010188	2856	801	Durham, Rick J	T4	429	7/15/2009	424.96	106.24	4.00
105	2010188	2856	801	Durham, Rick J	T4	429	7/15/2009	424.96	106.24	4.00
105	2010188	2856	801	Durham, Rick J	T4	429	7/15/2009	106.24	106.24	1.00
105	2010188	2856	801	Durham, Rick J	T4	435	7/31/2009	318.72	106.24	3.00
105	2010188	2856	801	Durham, Rick J	T4	435	7/31/2009	53.12	106.24	0.50
105	2010188	2856	801	Durham, Rick J	T4	435	7/31/2009	159.36	106.24	1.50
105	2010188	2856	801	Durham, Rick J	T4	435	7/31/2009	318.72	106.24	3.00
105	2010188	2856	801	Durham, Rick J	T4	435	7/31/2009	53.12	106.24	0.50
105	2010188	2856	801	Durham, Rick J	T4	435	7/31/2009	53.12	106.24	0.50
105	2010188	2856	801	Durham, Rick J	T4	435	7/31/2009	212.48	106.24	2.00
105	2010188	2856	801	Durham, Rick J	T4	435	7/31/2009	265.60	106.24	2.50
105	2010188	2856	801	Durham, Rick J	T4	465	8/15/2009	212.48	106.24	2.00
105	2010188	2856	801	Durham, Rick J	T4	465	8/15/2009	318.72	106.24	3.00
105	2010188	2856	801	Durham, Rick J	T4	465	8/15/2009	424.96	106.24	4.00
105	2010188	2856	801	Durham, Rick J	T4	465	8/15/2009	106.24	106.24	1.00
105	2010188	2856	801	Durham, Rick J	T4	465	8/15/2009	318.72	106.24	3.00
105	2010188	2856	801	Durham, Rick J	T4	468	8/31/2009	212.48	106.24	2.00
105	2010188	2856	801	Durham, Rick J	T4	468	8/31/2009	318.72	106.24	3.00
105	2010188	2856	801	Durham, Rick J	T4	468	8/31/2009	212.48	106.24	2.00
105	2010188	2856	801	Durham, Rick J	T4	468	8/31/2009	212.48	106.24	2.00
105	2010188	2856	801	Durham, Rick J	T4	468	8/31/2009	424.96	106.24	4.00
105	2010188	2856	801	Durham, Rick J	T4	468	8/31/2009	318.72	106.24	3.00
105	2010188	2856	801	Durham, Rick J	T4	468	8/31/2009	212.48	106.24	2.00
105	2010188	2856	801	Durham, Rick J	T4	468	8/31/2009	424.96	106.24	4.00
105	2010188	2856	801	Durham, Rick J	T4	477	9/15/2009	531.20	106.24	5.00
105	2010188	2856	801	Durham, Rick J	T4	477	9/15/2009	265.60	106.24	2.50
105	2010188	2856	801	Durham, Rick J	T4	477	9/15/2009	424.96	106.24	4.00
105	2010188	2856	801	Durham, Rick J	T4	477	9/15/2009	531.20	106.24	5.00
105	2010188	2856	801	Durham, Rick J	T4	477	9/15/2009	371.84	106.24	3.50
105	2010188	2856	801	Durham, Rick J	T4	477	9/15/2009	584.32	106.24	5.50
105	2010188	2856	801	Durham, Rick J	T4	477	9/15/2009	424.96	106.24	4.00
105	2010188	2856	801	Durham, Rick J	T4	477	9/15/2009	424.96	106.24	4.00
105	2010188	2856	801	Durham, Rick J	T4	477	9/15/2009	371.84	106.24	3.50
105	2010188	2856	801	Durham, Rick J	T4	486	9/30/2009	424.96	106.24	4.00
105	2010188	2856	801	Durham, Rick J	T4	486	9/30/2009	531.20	106.24	5.00

105	2010188	2856	801	Durham, Rick J	T4	486	9/30/2009	531.20	106.24	5.00
105	2010188	2856	801	Durham, Rick J	T4	486	9/30/2009	531.20	106.24	5.00
105	2010188	2856	801	Durham, Rick J	T4	486	9/30/2009	424.96	106.24	4.00
105	2010188	2856	801	Durham, Rick J	T4	486	9/30/2009	265.60	106.24	2.50
105	2010188	2856	801	Durham, Rick J	T4	486	9/30/2009	212.48	106.24	2.00
105	2010188	2856	801	Durham, Rick J	T4	486	9/30/2009	637.44	106.24	6.00
105	2010188	2856	801	Durham, Rick J	T4	486	9/30/2009	584.32	106.24	5.50
105	2010188	2856	801	Durham, Rick J	T4	486	9/30/2009	743.68	106.24	7.00
105	2010188	2856	801	Durham, Rick J	T4	489	10/15/2009	424.96	106.24	4.00
105	2010188	2856	801	Durham, Rick J	T4	489	10/15/2009	637.44	106.24	6.00
105	2010188	2856	801	Durham, Rick J	T4	489	10/15/2009	637.44	106.24	6.00
105	2010188	2856	801	Durham, Rick J	T4	489	10/15/2009	318.72	106.24	3.00
105	2010188	2856	801	Durham, Rick J	T4	489	10/15/2009	106.24	106.24	1.00
105	2010188	2856	801	Durham, Rick J	T4	489	10/15/2009	212.48	106.24	2.00
105	2010188	2856	801	Durham, Rick J	T4	489	10/15/2009	424.96	106.24	4.00
105	2010188	2856	801	Durham, Rick J	T4	489	10/15/2009	371.84	106.24	3.50
105	2010188	2856	801	Durham, Rick J	T4	489	10/15/2009	212.48	106.24	2.00
105	2010188	2856	801	Durham, Rick J	T4	501	10/31/2009	424.96	106.24	4.00
105	2010188	2856	801	Durham, Rick J	T4	501	10/31/2009	318.72	106.24	3.00
105	2010188	2856	801	Durham, Rick J	T4	501	10/31/2009	637.44	106.24	6.00
105	2010188	2856	801	Durham, Rick J	T4	501	10/31/2009	106.24	106.24	1.00
105	2010188	2856	801	Durham, Rick J	T4	501	10/31/2009	106.24	106.24	1.00
105	2010188	2856	801	Durham, Rick J	T4	501	10/31/2009	424.96	106.24	4.00
105	2010188	2856	801	Durham, Rick J	T4	501	10/31/2009	106.24	106.24	1.00
105	2010188	2856	801	Durham, Rick J	T4	501	10/31/2009	106.24	106.24	1.00
105	2010188	2856	801	Durham, Rick J	T4	501	10/31/2009	424.96	106.24	4.00
105	2010188	2856	801	Durham, Rick J	T4	501	10/31/2009	212.48	106.24	2.00
105	2010188	2856	801	Durham, Rick J	T4	501	10/31/2009	318.72	106.24	3.00
105	2010188	2856	801	Durham, Rick J	T4	501	10/31/2009	371.84	106.24	3.50
105	2010188	2856	801	Durham, Rick J	T4	501	10/31/2009	53.12	106.24	0.50
105	2010188	2856	801	Durham, Rick J	T4	507	11/15/2009	204.14	204.14	1.00
105	2010188	2856	801	Durham, Rick J	T4	507	11/15/2009	102.07	204.14	0.50
105	2010188	2856	801	Durham, Rick J	T4	507	11/15/2009	204.14	204.14	1.00
105	2010188	2856	801	Durham, Rick J	T4	507	11/15/2009	102.07	204.14	0.50
105	2010188	2856	801	Durham, Rick J	T4	518	11/30/2009	102.07	204.14	0.50

105	2010188	2856	801 Flynn, Patrick C	T4	429	7/15/2009	9.48	37.93	0.25
105	2010188	2856	801 Flynn, Patrick C	T4	429	7/15/2009	18.97	37.93	0.50
105	2010188	2856	801 Flynn, Patrick C	T4	477	9/15/2009	37.93	37.93	1.00
105	2010188	2856	801 Flynn, Patrick C	T4	477	9/15/2009	56.90	37.93	1.50
105	2010188	2856	801 Flynn, Patrick C	T4	477	9/15/2009	37.93	37.93	1.00
105	2010188	2856	801 Gammon, Jublia B	T4	465	8/15/2009	73.88	36.94	2.00
105	2010188	2856	801 Gammon, Jublia B	T4	465	8/15/2009	147.76	36.94	4.00
105	2010188	2856	801 Gammon, Jublia B	T4	465	8/15/2009	295.52	36.94	8.00
105	2010188	2856	801 Gammon, Jublia B	T4	465	8/15/2009	110.82	36.94	3.00
105	2010188	2856	801 Gammon, Jublia B	T4	465	8/15/2009	147.76	36.94	4.00
105	2010188	2856	801 Gammon, Jublia B	T4	465	8/15/2009	221.64	36.94	6.00
105	2010188	2856	801 Gammon, Jublia B	T4	465	8/15/2009	73.88	36.94	2.00
105	2010188	2856	801 Gammon, Jublia B	T4	465	8/15/2009	73.88	36.94	2.00
105	2010188	2856	801 Gammon, Jublia B	T4	468	8/31/2009	110.82	36.94	3.00
105	2010188	2856	801 Gammon, Jublia B	T4	468	8/31/2009	221.64	36.94	6.00
105	2010188	2856	801 Gammon, Jublia B	T4	468	8/31/2009	110.82	36.94	3.00
105	2010188	2856	801 Gammon, Jublia B	T4	468	8/31/2009	147.76	36.94	4.00
105	2010188	2856	801 Gammon, Jublia B	T4	468	8/31/2009	147.76	36.94	4.00
105	2010188	2856	801 Gammon, Jublia B	T4	468	8/31/2009	147.76	36.94	4.00
105	2010188	2856	801 Gammon, Jublia B	T4	468	8/31/2009	110.82	36.94	3.00
105	2010188	2856	801 Gammon, Jublia B	T4	468	8/31/2009	73.88	36.94	2.00
105	2010188	2856	801 Gammon, Jublia B	T4	468	8/31/2009	73.88	36.94	2.00
105	2010188	2856	801 Gammon, Jublia B	T4	468	8/31/2009	110.82	36.94	3.00
105	2010188	2856	801 Gammon, Jublia B	T4	501	10/31/2009	110.82	36.94	3.00
105	2010188	2856	801 Gammon, Jublia B	T4	501	10/31/2009	110.82	36.94	3.00
105	2010188	2856	801 Gammon, Jublia B	T4	501	10/31/2009	110.82	36.94	3.00
105	2010188	2856	801 Gammon, Jublia B	T4	501	10/31/2009	110.82	36.94	3.00
105	2010188	2856	801 Gongre, Bryan Keith	T4	538	1/15/2010	231.60	39.36	5.88
105	2010188	2856	801 Gongre, Bryan Keith	T4	544	1/31/2010	115.80	38.60	3.00
105	2010188	2856	801 Gongre, Bryan Keith	T4	544	1/31/2010	115.80	39.36	2.94
105	2010188	2856	801 Haas, Bruce T	T4	468	8/31/2009	36.90	36.90	1.00
105	2010188	2856	801 Haas, Bruce T	T4	468	8/31/2009	110.70	36.90	3.00
105	2010188	2856	801 Haas, Bruce T	T4	468	8/31/2009	73.80	36.90	2.00
105	2010188	2856	801 Haas, Bruce T	T4	489	10/15/2009	36.90	36.90	1.00
105	2010188	2856	801 Haas, Bruce T	T4	489	10/15/2009	73.80	36.90	2.00



105	2010188	2856	801 Haas, Bruce T	T4	518	11/30/2009	75.20	37.60	2.00
105	2010188	2856	801 Haas, Bruce T	T4	518	11/30/2009	75.20	37.60	2.00
105	2010188	2856	801 Haas, Bruce T	T4	538	1/15/2010	37.60	37.60	1.00
105	2010188	2856	801 Haas, Bruce T	T4	538	1/15/2010	37.60	37.60	1.00
105	2010188	2856	801 Haas, Bruce T	T4	552	2/15/2010	37.60	37.60	1.00
105	2010188	2856	801 Haas, Bruce T	T4	552	2/15/2010	37.60	37.60	1.00
105	2010188	2856	801 Haas, Bruce T	T4	552	2/15/2010	75.20	37.60	2.00
105	2010188	2856	801 Haas, Bruce T	T4	561	2/28/2010	75.20	37.60	2.00
105	2010188	2856	801 Haas, Bruce T	T4	561	2/28/2010	75.20	37.60	2.00
105	2010188	2856	801 Haas, Bruce T	T4	561	2/28/2010	75.20	37.60	2.00
105	2010188	2856	801 Haas, Bruce T	T4	561	2/28/2010	37.60	37.60	1.00
105	2010188	2856	801 Haas, Bruce T	T4	561	2/28/2010	75.20	37.60	2.00
105	2010188	2856	801 Haas, Bruce T	T4	569	3/15/2010	75.20	37.60	2.00
105	2010188	2856	801 Haas, Bruce T	T4	569	3/15/2010	75.20	37.60	2.00
105	2010188	2856	801 Harrington, Ray	T4	518	11/30/2009	38.48	38.48	1.00
105	2010188	2856	801 Hopkins, John Robert	T4	417	6/15/2009	88.68	44.34	2.00
105	2010188	2856	801 Hopkins, John Robert	T4	417	6/15/2009	88.68	44.34	2.00
105	2010188	2856	801 Hopkins, John Robert	T4	417	6/15/2009	88.68	44.34	2.00
105	2010188	2856	801 Hopkins, John Robert	T4	423	6/30/2009	66.51	44.34	1.50
105	2010188	2856	801 Hopkins, John Robert	T4	423	6/30/2009	88.68	44.34	2.00
105	2010188	2856	801 Hopkins, John Robert	T4	435	7/31/2009	88.68	44.34	2.00
105	2010188	2856	801 Hopkins, John Robert	T4	435	7/31/2009	88.68	44.34	2.00
105	2010188	2856	801 Hopkins, John Robert	T4	468	8/31/2009	66.51	44.34	1.50
105	2010188	2856	801 Hopkins, John Robert	T4	468	8/31/2009	55.43	44.34	1.25
105	2010188	2856	801 Hopkins, John Robert	T4	468	8/31/2009	88.68	44.34	2.00
105	2010188	2856	801 Hopkins, John Robert	T4	468	8/31/2009	66.51	44.34	1.50
105	2010188	2856	801 Hopkins, John Robert	T4	468	8/31/2009	66.51	44.34	1.50
105	2010188	2856	801 Hopkins, John Robert	T4	477	9/15/2009	88.68	44.34	2.00
105	2010188	2856	801 Hopkins, John Robert	T4	477	9/15/2009	88.68	44.34	2.00
105	2010188	2856	801 Hopkins, John Robert	T4	477	9/15/2009	88.68	44.34	2.00
105	2010188	2856	801 Hopkins, John Robert	T4	477	9/15/2009	88.68	44.34	2.00
105	2010188	2856	801 Hopkins, John Robert	T4	486	9/30/2009	66.51	44.34	1.50
105	2010188	2856	801 Hopkins, John Robert	T4	486	9/30/2009	88.68	44.34	2.00
105	2010188	2856	801 Hopkins, John Robert	T4	486	9/30/2009	88.68	44.34	2.00
105	2010188	2856	801 Hopkins, John Robert	T4	486	9/30/2009	88.68	44.34	2.00

105	2010188	2856	801 Hopkins, John Robert	T4	489	10/15/2009	88.68	44.34	2.00
105	2010188	2856	801 Hopkins, John Robert	T4	489	10/15/2009	88.68	44.34	2.00
105	2010188	2856	801 Hopkins, John Robert	T4	489	10/15/2009	88.68	44.34	2.00
105	2010188	2856	801 Hopkins, John Robert	T4	489	10/15/2009	88.68	44.34	2.00
105	2010188	2856	801 Hopkins, John Robert	T4	489	10/15/2009	88.68	44.34	2.00
105	2010188	2856	801 Hopkins, John Robert	T4	489	10/15/2009	88.68	44.34	2.00
105	2010188	2856	801 Hopkins, John Robert	T4	489	10/15/2009	88.68	44.34	2.00
105	2010188	2856	801 Hopkins, John Robert	T4	489	10/15/2009	88.68	44.34	2.00
105	2010188	2856	801 Hopkins, John Robert	T4	501	10/31/2009	88.68	44.34	2.00
105	2010188	2856	801 Hopkins, John Robert	T4	501	10/31/2009	88.68	44.34	2.00
105	2010188	2856	801 Hopkins, John Robert	T4	501	10/31/2009	66.51	44.34	1.50
105	2010188	2856	801 Hopkins, John Robert	T4	507	11/15/2009	42.92	42.92	1.00
105	2010188	2856	801 Hopkins, John Robert	T4	507	11/15/2009	85.84	42.92	2.00
105	2010188	2856	801 Hopkins, John Robert	T4	507	11/15/2009	42.92	42.92	1.00
105	2010188	2856	801 Hopkins, John Robert	T4	518	11/30/2009	429.20	42.92	10.00
105	2010188	2856	801 Hopkins, John Robert	T4	518	11/30/2009	429.20	42.92	10.00
105	2010188	2856	801 Hopkins, John Robert	T4	518	11/30/2009	429.20	42.92	10.00
105	2010188	2856	801 Hopkins, John Robert	T4	518	11/30/2009	429.20	42.92	10.00
105	2010188	2856	801 Hopkins, John Robert	T4	526	12/15/2009	858.40	42.92	20.00
105	2010188	2856	801 Hopkins, John Robert	T4	526	12/15/2009	536.50	42.92	12.50
105	2010188	2856	801 Hopkins, John Robert	T4	532	12/31/2009	85.84	42.92	2.00
105	2010188	2856	801 Hopkins, John Robert	T4	532	12/31/2009	85.84	42.92	2.00
105	2010188	2856	801 Hopkins, John Robert	T4	561	2/28/2010	85.84	42.92	2.00
105	2010188	2856	801 Hopkins, John Robert	T4	561	2/28/2010	85.84	42.92	2.00
105	2010188	2856	801 Hopkins, John Robert	T4	561	2/28/2010	128.76	42.92	3.00
105	2010188	2856	801 Hopkins, John Robert	T4	561	2/28/2010	85.84	42.92	2.00
105	2010188	2856	801 Hopkins, John Robert	T4	561	2/28/2010	128.76	42.92	3.00
105	2010188	2856	801 Hoy, John Patrick	T4	397	6/21/2009	333.00	111.00	3.00
105	2010188	2856	801 Hoy, John Patrick	T4	403	6/26/2009	111.00	111.00	1.00
105	2010188	2856	801 Hoy, John Patrick	T4	403	6/26/2009	111.00	111.00	1.00
105	2010188	2856	801 Hoy, John Patrick	T4	465	8/15/2009	222.00	111.00	2.00
105	2010188	2856	801 Hoy, John Patrick	T4	465	8/15/2009	222.00	111.00	2.00
105	2010188	2856	801 Hoy, John Patrick	T4	468	8/31/2009	111.00	111.00	1.00
105	2010188	2856	801 Hoy, John Patrick	T4	468	8/31/2009	222.00	111.00	2.00
105	2010188	2856	801 Hoy, John Patrick	T4	468	8/31/2009	222.00	111.00	2.00

105	2010188	2856	801 Hoy, John Patrick	T4	477	9/15/2009	111.00	111.00	1.00
105	2010188	2856	801 Hoy, John Patrick	T4	477	9/15/2009	222.00	111.00	2.00
105	2010188	2856	801 Hoy, John Patrick	T4	477	9/15/2009	111.00	111.00	1.00
105	2010188	2856	801 Hoy, John Patrick	T4	486	9/30/2009	222.00	111.00	2.00
105	2010188	2856	801 Hoy, John Patrick	T4	486	9/30/2009	222.00	111.00	2.00
105	2010188	2856	801 Hoy, John Patrick	T4	489	10/15/2009	111.00	111.00	1.00
105	2010188	2856	801 Hoy, John Patrick	T4	489	10/15/2009	222.00	111.00	2.00
105	2010188	2856	801 Hoy, John Patrick	T4	489	10/15/2009	111.00	111.00	1.00
105	2010188	2856	801 Hoy, John Patrick	T4	489	10/15/2009	111.00	111.00	1.00
105	2010188	2856	801 Hoy, John Patrick	T4	501	10/31/2009	111.00	111.00	1.00
105	2010188	2856	801 Hoy, John Patrick	T4	501	10/31/2009	111.00	111.00	1.00
105	2010188	2856	801 Hoy, John Patrick	T4	501	10/31/2009	111.00	111.00	1.00
105	2010188	2856	801 Lashua, Martin J	T4	518	11/30/2009	152.76	43.65	3.50
105	2010188	2856	801 Lashua, Martin J	T4	518	11/30/2009	229.14	43.65	5.25
105	2010188	2856	801 Lashua, Martin J	T4	526	12/15/2009	114.57	43.65	2.62
105	2010188	2856	801 Lashua, Martin J	T4	544	1/31/2010	76.38	43.65	1.75
105	2010188	2856	801 Lashua, Martin J	T4	561	2/28/2010	362.81	43.65	8.31
105	2010188	2856	801 Matthews, Linda C	T4	423	6/30/2009	443.28	36.94	12.00
105	2010188	2856	801 Matthews, Linda C	T4	423	6/30/2009	73.88	36.94	2.00
105	2010188	2856	801 Matthews, Linda C	T4	423	6/30/2009	110.82	36.94	3.00
105	2010188	2856	801 Matthews, Linda C	T4	423	6/30/2009	110.82	36.94	3.00
105	2010188	2856	801 Matthews, Linda C	T4	423	6/30/2009	110.82	36.94	3.00
105	2010188	2856	801 Matthews, Linda C	T4	423	6/30/2009	73.88	36.94	2.00
105	2010188	2856	801 Matthews, Linda C	T4	423	6/30/2009	36.94	36.94	1.00
105	2010188	2856	801 Matthews, Linda C	T4	429	7/15/2009	73.88	36.94	2.00
105	2010188	2856	801 Matthews, Linda C	T4	429	7/15/2009	147.76	36.94	4.00
105	2010188	2856	801 Matthews, Linda C	T4	429	7/15/2009	36.94	36.94	1.00
105	2010188	2856	801 Matthews, Linda C	T4	429	7/15/2009	110.82	36.94	3.00
105	2010188	2856	801 Matthews, Linda C	T4	429	7/15/2009	73.88	36.94	2.00
105	2010188	2856	801 Matthews, Linda C	T4	429	7/15/2009	36.94	36.94	1.00
105	2010188	2856	801 Matthews, Linda C	T4	429	7/15/2009	73.88	36.94	2.00
105	2010188	2856	801 Matthews, Linda C	T4	429	7/15/2009	147.76	36.94	4.00
105	2010188	2856	801 Matthews, Linda C	T4	435	7/31/2009	73.88	36.94	2.00
105	2010188	2856	801 Matthews, Linda C	T4	435	7/31/2009	73.88	36.94	2.00
105	2010188	2856	801 Matthews, Linda C	T4	435	7/31/2009	73.88	36.94	2.00

105	2010188	2856	801 Matthews, Linda C	T4	435	7/31/2009	73.88	36.94	2.00
105	2010188	2856	801 Matthews, Linda C	T4	435	7/31/2009	110.82	36.94	3.00
105	2010188	2856	801 Matthews, Linda C	T4	435	7/31/2009	73.88	36.94	2.00
105	2010188	2856	801 Matthews, Linda C	T4	465	8/15/2009	73.88	36.94	2.00
105	2010188	2856	801 Matthews, Linda C	T4	465	8/15/2009	73.88	36.94	2.00
105	2010188	2856	801 Matthews, Linda C	T4	465	8/15/2009	92.35	36.94	2.50
105	2010188	2856	801 Matthews, Linda C	T4	465	8/15/2009	73.88	36.94	2.00
105	2010188	2856	801 Matthews, Linda C	T4	465	8/15/2009	110.82	36.94	3.00
105	2010188	2856	801 Matthews, Linda C	T4	465	8/15/2009	73.88	36.94	2.00
105	2010188	2856	801 Matthews, Linda C	T4	465	8/15/2009	36.94	36.94	1.00
105	2010188	2856	801 Matthews, Linda C	T4	465	8/15/2009	73.88	36.94	2.00
105	2010188	2856	801 Matthews, Linda C	T4	465	8/15/2009	55.41	36.94	1.50
105	2010188	2856	801 Matthews, Linda C	T4	468	8/31/2009	129.29	36.94	3.50
105	2010188	2856	801 Matthews, Linda C	T4	468	8/31/2009	110.82	36.94	3.00
105	2010188	2856	801 Matthews, Linda C	T4	468	8/31/2009	73.88	36.94	2.00
105	2010188	2856	801 Matthews, Linda C	T4	468	8/31/2009	92.35	36.94	2.50
105	2010188	2856	801 Matthews, Linda C	T4	468	8/31/2009	36.94	36.94	1.00
105	2010188	2856	801 Matthews, Linda C	T4	468	8/31/2009	110.82	36.94	3.00
105	2010188	2856	801 Matthews, Linda C	T4	468	8/31/2009	110.82	36.94	3.00
105	2010188	2856	801 Matthews, Linda C	T4	468	8/31/2009	55.41	36.94	1.50
105	2010188	2856	801 Matthews, Linda C	T4	468	8/31/2009	147.76	36.94	4.00
105	2010188	2856	801 Matthews, Linda C	T4	468	8/31/2009	73.88	36.94	2.00
105	2010188	2856	801 Matthews, Linda C	T4	468	8/31/2009	36.94	36.94	1.00
105	2010188	2856	801 Matthews, Linda C	T4	477	9/15/2009	73.88	36.94	2.00
105	2010188	2856	801 Matthews, Linda C	T4	477	9/15/2009	73.88	36.94	2.00
105	2010188	2856	801 Matthews, Linda C	T4	477	9/15/2009	55.41	36.94	1.50
105	2010188	2856	801 Matthews, Linda C	T4	477	9/15/2009	166.23	36.94	4.50
105	2010188	2856	801 Matthews, Linda C	T4	477	9/15/2009	73.88	36.94	2.00
105	2010188	2856	801 Matthews, Linda C	T4	477	9/15/2009	73.88	36.94	2.00
105	2010188	2856	801 Matthews, Linda C	T4	477	9/15/2009	55.41	36.94	1.50
105	2010188	2856	801 Matthews, Linda C	T4	477	9/15/2009	36.94	36.94	1.00
105	2010188	2856	801 Matthews, Linda C	T4	477	9/15/2009	92.35	36.94	2.50
105	2010188	2856	801 Matthews, Linda C	T4	477	9/15/2009	92.35	36.94	2.50
105	2010188	2856	801 Matthews, Linda C	T4	486	9/30/2009	73.88	36.94	2.00
105	2010188	2856	801 Matthews, Linda C	T4	486	9/30/2009	36.94	36.94	1.00

105	2010188	2856	801	Matthews, Linda C	T4	486	9/30/2009	36.94	36.94	1.00
105	2010188	2856	801	Matthews, Linda C	T4	486	9/30/2009	73.88	36.94	2.00
105	2010188	2856	801	Matthews, Linda C	T4	486	9/30/2009	73.88	36.94	2.00
105	2010188	2856	801	Matthews, Linda C	T4	486	9/30/2009	18.47	36.94	0.50
105	2010188	2856	801	Matthews, Linda C	T4	486	9/30/2009	36.94	36.94	1.00
105	2010188	2856	801	Matthews, Linda C	T4	486	9/30/2009	73.88	36.94	2.00
105	2010188	2856	801	Matthews, Linda C	T4	486	9/30/2009	147.76	36.94	4.00
105	2010188	2856	801	Matthews, Linda C	T4	486	9/30/2009	129.29	36.94	3.50
105	2010188	2856	801	Matthews, Linda C	T4	489	10/15/2009	110.82	36.94	3.00
105	2010188	2856	801	Matthews, Linda C	T4	489	10/15/2009	73.88	36.94	2.00
105	2010188	2856	801	Matthews, Linda C	T4	489	10/15/2009	73.88	36.94	2.00
105	2010188	2856	801	Matthews, Linda C	T4	489	10/15/2009	147.76	36.94	4.00
105	2010188	2856	801	Matthews, Linda C	T4	489	10/15/2009	147.76	36.94	4.00
105	2010188	2856	801	Matthews, Linda C	T4	489	10/15/2009	73.88	36.94	2.00
105	2010188	2856	801	Matthews, Linda C	T4	489	10/15/2009	295.52	36.94	8.00
105	2010188	2856	801	Matthews, Linda C	T4	489	10/15/2009	443.28	36.94	12.00
105	2010188	2856	801	Matthews, Linda C	T4	489	10/15/2009	443.28	36.94	12.00
105	2010188	2856	801	Matthews, Linda C	T4	489	10/15/2009	443.28	36.94	12.00
105	2010188	2856	801	Matthews, Linda C	T4	501	10/31/2009	73.88	36.94	2.00
105	2010188	2856	801	Matthews, Linda C	T4	501	10/31/2009	73.88	36.94	2.00
105	2010188	2856	801	Matthews, Linda C	T4	501	10/31/2009	55.41	36.94	1.50
105	2010188	2856	801	Matthews, Linda C	T4	501	10/31/2009	36.94	36.94	1.00
105	2010188	2856	801	Matthews, Linda C	T4	501	10/31/2009	258.58	36.94	7.00
105	2010188	2856	801	Matthews, Linda C	T4	507	11/15/2009	38.19	38.19	1.00
105	2010188	2856	801	Matthews, Linda C	T4	507	11/15/2009	38.19	38.19	1.00
105	2010188	2856	801	Matthews, Linda C	T4	507	11/15/2009	76.38	38.19	2.00
105	2010188	2856	801	Matthews, Linda C	T4	507	11/15/2009	38.19	38.19	1.00
105	2010188	2856	801	Matthews, Linda C	T4	507	11/15/2009	76.38	38.19	2.00
105	2010188	2856	801	Matthews, Linda C	T4	507	11/15/2009	19.10	38.19	0.50
105	2010188	2856	801	Matthews, Linda C	T4	507	11/15/2009	95.48	38.19	2.50
105	2010188	2856	801	Matthews, Linda C	T4	507	11/15/2009	114.57	38.19	3.00
105	2010188	2856	801	Matthews, Linda C	T4	518	11/30/2009	152.76	38.19	4.00
105	2010188	2856	801	Matthews, Linda C	T4	518	11/30/2009	152.76	38.19	4.00
105	2010188	2856	801	Matthews, Linda C	T4	518	11/30/2009	38.19	38.19	1.00
105	2010188	2856	801	Matthews, Linda C	T4	518	11/30/2009	38.19	38.19	1.00

105	2010188	2856	801 Matthews, Linda C	T4	518	11/30/2009	114.57	38.19	3.00
105	2010188	2856	801 Matthews, Linda C	T4	518	11/30/2009	38.19	38.19	1.00
105	2010188	2856	801 Matthews, Linda C	T4	518	11/30/2009	305.52	38.19	8.00
105	2010188	2856	801 Matthews, Linda C	T4	518	11/30/2009	152.76	38.19	4.00
105	2010188	2856	801 Matthews, Linda C	T4	526	12/15/2009	76.38	38.19	2.00
105	2010188	2856	801 Matthews, Linda C	T4	526	12/15/2009	76.38	38.19	2.00
105	2010188	2856	801 Matthews, Linda C	T4	526	12/15/2009	38.19	38.19	1.00
105	2010188	2856	801 Matthews, Linda C	T4	526	12/15/2009	38.19	38.19	1.00
105	2010188	2856	801 Matthews, Linda C	T4	526	12/15/2009	38.19	38.19	1.00
105	2010188	2856	801 Matthews, Linda C	T4	532	12/31/2009	76.38	38.19	2.00
105	2010188	2856	801 Matthews, Linda C	T4	532	12/31/2009	76.38	38.19	2.00
105	2010188	2856	801 Matthews, Linda C	T4	532	12/31/2009	76.38	38.19	2.00
105	2010188	2856	801 Matthews, Linda C	T4	538	1/15/2010	76.38	38.19	2.00
105	2010188	2856	801 Matthews, Linda C	T4	544	1/31/2010	381.90	38.19	10.00
105	2010188	2856	801 Matthews, Linda C	T4	544	1/31/2010	381.90	38.19	10.00
105	2010188	2856	801 Matthews, Linda C	T4	544	1/31/2010	381.90	38.19	10.00
105	2010188	2856	801 Matthews, Linda C	T4	544	1/31/2010	38.19	38.19	1.00
105	2010188	2856	801 Matthews, Linda C	T4	552	2/15/2010	38.19	38.19	1.00
105	2010188	2856	801 Matthews, Linda C	T4	552	2/15/2010	95.48	38.19	2.50
105	2010188	2856	801 Matthews, Linda C	T4	561	2/28/2010	229.14	38.19	6.00
105	2010188	2856	801 Matthews, Linda C	T4	561	2/28/2010	76.38	38.19	2.00
105	2010188	2856	801 Matthews, Linda C	T4	561	2/28/2010	114.57	38.19	3.00
105	2010188	2856	801 Matthews, Linda C	T4	561	2/28/2010	229.14	38.19	6.00
105	2010188	2856	801 Ostler, Tom G	T4	538	1/15/2010	42.92	42.92	1.00
105	2010188	2856	801 Ostler, Tom G	T4	538	1/15/2010	42.92	42.92	1.00
105	2010188	2856	801 Ostler, Tom G	T4	538	1/15/2010	42.92	42.92	1.00
105	2010188	2856	801 Ostler, Tom G	T4	538	1/15/2010	42.92	42.92	1.00
105	2010188	2856	801 Ostler, Tom G	T4	538	1/15/2010	42.92	42.92	1.00
105	2010188	2856	801 Ostler, Tom G	T4	538	1/15/2010	42.92	42.92	1.00
105	2010188	2856	801 Ostler, Tom G	T4	538	1/15/2010	42.92	42.92	1.00
105	2010188	2856	801 Ostler, Tom G	T4	538	1/15/2010	42.92	42.92	1.00
105	2010188	2856	801 Ostler, Tom G	T4	538	1/15/2010	42.92	42.92	1.00
105	2010188	2856	801 Ostler, Tom G	T4	544	1/31/2010	257.52	42.92	6.00
105	2010188	2856	801 Ostler, Tom G	T4	544	1/31/2010	257.52	42.92	6.00
105	2010188	2856	801 Ostler, Tom G	T4	544	1/31/2010	257.52	42.92	6.00

105	2010188	2856	801 Ostler, Tom G	T4	544	1/31/2010	257.52	42.92	6.00
105	2010188	2856	801 Ostler, Tom G	T4	544	1/31/2010	257.52	42.92	6.00
105	2010188	2856	801 Ostler, Tom G	T4	552	2/15/2010	257.52	42.92	6.00
105	2010188	2856	801 Ostler, Tom G	T4	552	2/15/2010	257.52	42.92	6.00
105	2010188	2856	801 Ostler, Tom G	T4	552	2/15/2010	257.52	42.92	6.00
105	2010188	2856	801 Ostler, Tom G	T4	552	2/15/2010	257.52	42.92	6.00
105	2010188	2856	801 Ostler, Tom G	T4	552	2/15/2010	257.52	42.92	6.00
105	2010188	2856	801 Ostler, Tom G	T4	561	2/28/2010	42.92	42.92	1.00
105	2010188	2856	801 Ostler, Tom G	T4	561	2/28/2010	42.92	42.92	1.00
105	2010188	2856	801 Ostler, Tom G	T4	561	2/28/2010	128.76	42.92	3.00
105	2010188	2856	801 Ostler, Tom G	T4	561	2/28/2010	128.76	42.92	3.00
105	2010188	2856	801 Ostler, Tom G	T4	561	2/28/2010	128.76	42.92	3.00
105	2010188	2856	801 Ostler, Tom G	T4	569	3/15/2010	171.68	42.92	4.00
105	2010188	2856	801 Ostler, Tom G	T4	569	3/15/2010	171.68	42.92	4.00
105	2010188	2856	801 Ostler, Tom G	T4	569	3/15/2010	171.68	42.92	4.00
105	2010188	2856	801 Ostler, Tom G	T4	569	3/15/2010	171.68	42.92	4.00
105	2010188	2856	801 Sasic, Karen Lee	T4	423	6/30/2009	227.58	37.93	6.00
105	2010188	2856	801 Sasic, Karen Lee	T4	423	6/30/2009	37.93	37.93	1.00
105	2010188	2856	801 Sasic, Karen Lee	T4	423	6/30/2009	208.62	37.93	5.50
105	2010188	2856	801 Sasic, Karen Lee	T4	423	6/30/2009	189.65	37.93	5.00
105	2010188	2856	801 Sasic, Karen Lee	T4	423	6/30/2009	37.93	37.93	1.00
105	2010188	2856	801 Sasic, Karen Lee	T4	423	6/30/2009	37.93	37.93	1.00
105	2010188	2856	801 Sasic, Karen Lee	T4	423	6/30/2009	587.92	37.93	15.50
105	2010188	2856	801 Sasic, Karen Lee	T4	423	6/30/2009	56.90	37.93	1.50
105	2010188	2856	801 Sasic, Karen Lee	T4	423	6/30/2009	94.83	37.93	2.50
105	2010188	2856	801 Sasic, Karen Lee	T4	429	7/15/2009	151.72	37.93	4.00
105	2010188	2856	801 Sasic, Karen Lee	T4	429	7/15/2009	189.65	37.93	5.00
105	2010188	2856	801 Sasic, Karen Lee	T4	429	7/15/2009	493.09	37.93	13.00
105	2010188	2856	801 Sasic, Karen Lee	T4	429	7/15/2009	151.72	37.93	4.00
105	2010188	2856	801 Sasic, Karen Lee	T4	429	7/15/2009	151.72	37.93	4.00
105	2010188	2856	801 Sasic, Karen Lee	T4	429	7/15/2009	75.86	37.93	2.00
105	2010188	2856	801 Sasic, Karen Lee	T4	435	7/31/2009	189.65	37.93	5.00
105	2010188	2856	801 Sasic, Karen Lee	T4	435	7/31/2009	75.86	37.93	2.00
105	2010188	2856	801 Sasic, Karen Lee	T4	435	7/31/2009	113.79	37.93	3.00

105	2010188	2856	801 Sasic, Karen Lee	T4	435	7/31/2009	75.86	37.93	2.00
105	2010188	2856	801 Sasic, Karen Lee	T4	435	7/31/2009	75.86	37.93	2.00
105	2010188	2856	801 Sasic, Karen Lee	T4	435	7/31/2009	75.86	37.93	2.00
105	2010188	2856	801 Sasic, Karen Lee	T4	435	7/31/2009	151.72	37.93	4.00
105	2010188	2856	801 Sasic, Karen Lee	T4	435	7/31/2009	189.65	37.93	5.00
105	2010188	2856	801 Sasic, Karen Lee	T4	435	7/31/2009	132.76	37.93	3.50
105	2010188	2856	801 Sasic, Karen Lee	T4	435	7/31/2009	37.93	37.93	1.00
105	2010188	2856	801 Sasic, Karen Lee	T4	465	8/15/2009	113.79	37.93	3.00
105	2010188	2856	801 Sasic, Karen Lee	T4	465	8/15/2009	37.93	37.93	1.00
105	2010188	2856	801 Sasic, Karen Lee	T4	465	8/15/2009	37.93	37.93	1.00
105	2010188	2856	801 Sasic, Karen Lee	T4	465	8/15/2009	455.16	37.93	12.00
105	2010188	2856	801 Sasic, Karen Lee	T4	465	8/15/2009	227.58	37.93	6.00
105	2010188	2856	801 Sasic, Karen Lee	T4	465	8/15/2009	151.72	37.93	4.00
105	2010188	2856	801 Sasic, Karen Lee	T4	465	8/15/2009	37.93	37.93	1.00
105	2010188	2856	801 Sasic, Karen Lee	T4	465	8/15/2009	113.79	37.93	3.00
105	2010188	2856	801 Sasic, Karen Lee	T4	465	8/15/2009	37.93	37.93	1.00
105	2010188	2856	801 Sasic, Karen Lee	T4	468	8/31/2009	75.86	37.93	2.00
105	2010188	2856	801 Sasic, Karen Lee	T4	468	8/31/2009	113.79	37.93	3.00
105	2010188	2856	801 Sasic, Karen Lee	T4	468	8/31/2009	189.65	37.93	5.00
105	2010188	2856	801 Sasic, Karen Lee	T4	468	8/31/2009	123.27	37.93	3.25
105	2010188	2856	801 Sasic, Karen Lee	T4	468	8/31/2009	132.76	37.93	3.50
105	2010188	2856	801 Sasic, Karen Lee	T4	468	8/31/2009	227.58	37.93	6.00
105	2010188	2856	801 Sasic, Karen Lee	T4	468	8/31/2009	151.72	37.93	4.00
105	2010188	2856	801 Sasic, Karen Lee	T4	468	8/31/2009	151.72	37.93	4.00
105	2010188	2856	801 Sasic, Karen Lee	T4	468	8/31/2009	132.76	37.93	3.50
105	2010188	2856	801 Sasic, Karen Lee	T4	468	8/31/2009	37.93	37.93	1.00
105	2010188	2856	801 Sasic, Karen Lee	T4	477	9/15/2009	151.72	37.93	4.00
105	2010188	2856	801 Sasic, Karen Lee	T4	477	9/15/2009	75.86	37.93	2.00
105	2010188	2856	801 Sasic, Karen Lee	T4	477	9/15/2009	75.86	37.93	2.00
105	2010188	2856	801 Sasic, Karen Lee	T4	477	9/15/2009	56.90	37.93	1.50
105	2010188	2856	801 Sasic, Karen Lee	T4	477	9/15/2009	75.86	37.93	2.00
105	2010188	2856	801 Sasic, Karen Lee	T4	477	9/15/2009	94.83	37.93	2.50
105	2010188	2856	801 Sasic, Karen Lee	T4	477	9/15/2009	75.86	37.93	2.00
105	2010188	2856	801 Sasic, Karen Lee	T4	477	9/15/2009	18.97	37.93	0.50
105	2010188	2856	801 Sasic, Karen Lee	T4	477	9/15/2009	75.86	37.93	2.00



105	2010188	2856	801 Sasic, Karen Lee	T4	486	9/30/2009	113.79	37.93	3.00
105	2010188	2856	801 Sasic, Karen Lee	T4	486	9/30/2009	227.58	37.93	6.00
105	2010188	2856	801 Sasic, Karen Lee	T4	486	9/30/2009	265.51	37.93	7.00
105	2010188	2856	801 Sasic, Karen Lee	T4	486	9/30/2009	151.72	37.93	4.00
105	2010188	2856	801 Sasic, Karen Lee	T4	486	9/30/2009	151.72	37.93	4.00
105	2010188	2856	801 Sasic, Karen Lee	T4	486	9/30/2009	75.86	37.93	2.00
105	2010188	2856	801 Sasic, Karen Lee	T4	486	9/30/2009	75.86	37.93	2.00
105	2010188	2856	801 Sasic, Karen Lee	T4	486	9/30/2009	75.86	37.93	2.00
105	2010188	2856	801 Sasic, Karen Lee	T4	486	9/30/2009	227.58	37.93	6.00
105	2010188	2856	801 Sasic, Karen Lee	T4	489	10/15/2009	322.41	37.93	8.50
105	2010188	2856	801 Sasic, Karen Lee	T4	489	10/15/2009	312.92	37.93	8.25
105	2010188	2856	801 Sasic, Karen Lee	T4	489	10/15/2009	170.69	37.93	4.50
105	2010188	2856	801 Sasic, Karen Lee	T4	489	10/15/2009	37.93	37.93	1.00
105	2010188	2856	801 Sasic, Karen Lee	T4	489	10/15/2009	151.72	37.93	4.00
105	2010188	2856	801 Sasic, Karen Lee	T4	489	10/15/2009	75.86	37.93	2.00
105	2010188	2856	801 Sasic, Karen Lee	T4	489	10/15/2009	37.93	37.93	1.00
105	2010188	2856	801 Sasic, Karen Lee	T4	489	10/15/2009	303.44	37.93	8.00
105	2010188	2856	801 Sasic, Karen Lee	T4	489	10/15/2009	284.48	37.93	7.50
105	2010188	2856	801 Sasic, Karen Lee	T4	489	10/15/2009	303.44	37.93	8.00
105	2010188	2856	801 Sasic, Karen Lee	T4	489	10/15/2009	455.16	37.93	12.00
105	2010188	2856	801 Sasic, Karen Lee	T4	501	10/31/2009	151.72	37.93	4.00
105	2010188	2856	801 Sasic, Karen Lee	T4	501	10/31/2009	94.83	37.93	2.50
105	2010188	2856	801 Sasic, Karen Lee	T4	501	10/31/2009	75.86	37.93	2.00
105	2010188	2856	801 Sasic, Karen Lee	T4	501	10/31/2009	113.79	37.93	3.00
105	2010188	2856	801 Sasic, Karen Lee	T4	501	10/31/2009	227.58	37.93	6.00
105	2010188	2856	801 Sasic, Karen Lee	T4	501	10/31/2009	113.79	37.93	3.00
105	2010188	2856	801 Sasic, Karen Lee	T4	501	10/31/2009	113.79	37.93	3.00
105	2010188	2856	801 Sasic, Karen Lee	T4	501	10/31/2009	37.93	37.93	1.00
105	2010188	2856	801 Sasic, Karen Lee	T4	501	10/31/2009	113.79	37.93	3.00
105	2010188	2856	801 Sasic, Karen Lee	T4	501	10/31/2009	303.44	37.93	8.00
105	2010188	2856	801 Sasic, Karen Lee	T4	501	10/31/2009	75.86	37.93	2.00
105	2010188	2856	801 Sasic, Karen Lee	T4	507	11/15/2009	77.20	38.60	2.00
105	2010188	2856	801 Sasic, Karen Lee	T4	507	11/15/2009	115.80	38.60	3.00
105	2010188	2856	801 Sasic, Karen Lee	T4	507	11/15/2009	115.80	38.60	3.00
105	2010188	2856	801 Sasic, Karen Lee	T4	507	11/15/2009	231.60	38.60	6.00





105	2010188	2856	801 Sasic, Karen Lee	T4	561	2/28/2010	308.80	38.60	8.00
105	2010188	2856	801 Sasic, Karen Lee	T4	561	2/28/2010	115.80	38.60	3.00
105	2010188	2856	801 Sasic, Karen Lee	T4	561	2/28/2010	115.80	38.60	3.00
105	2010188	2856	801 Sasic, Karen Lee	T4	569	3/15/2010	279.85	38.60	7.25
105	2010188	2856	801 Sasic, Karen Lee	T4	569	3/15/2010	270.20	38.60	7.00
105	2010188	2856	801 Sasic, Karen Lee	T4	569	3/15/2010	231.60	38.60	6.00
105	2010188	2856	801 Sasic, Karen Lee	T4	569	3/15/2010	308.80	38.60	8.00
105	2010188	2856	801 Sasic, Karen Lee	T4	569	3/15/2010	308.80	38.60	8.00
105	2010188	2856	801 Sasic, Karen Lee	T4	569	3/15/2010	77.20	38.60	2.00
105	2010188	2856	801 Sasic, Karen Lee	T4	569	3/15/2010	308.80	38.60	8.00
105	2010188	2856	801 Sasic, Karen Lee	T4	569	3/15/2010	308.80	38.60	8.00
105	2010188	2856	801 Sasic, Karen Lee	T4	569	3/15/2010	308.80	38.60	8.00
105	2010188	2856	801 Sasic, Karen Lee	T4	569	3/15/2010	308.80	38.60	8.00
105	2010188	2856	801 Sasic, Karen Lee	T4	569	3/15/2010	308.80	38.60	8.00
105	2010188	2856	801 Sasic, Karen Lee	T4	569	3/15/2010	308.80	38.60	8.00
105	2010188	2856	801 Sasic, Karen Lee	T4	575	3/31/2010	308.80	38.60	8.00
105	2010188	2856	801 Sasic, Karen Lee	T4	575	3/31/2010	270.20	38.60	7.00
105	2010188	2856	801 Sasic, Karen Lee	T4	575	3/31/2010	308.80	38.60	8.00
105	2010188	2856	801 Sasic, Karen Lee	T4	575	3/31/2010	308.80	38.60	8.00
105	2010188	2856	801 Sasic, Karen Lee	T4	575	3/31/2010	308.80	38.60	8.00
105	2010188	2856	801 Sasic, Karen Lee	T4	575	3/31/2010	231.60	38.60	6.00
105	2010188	2856	801 Sasic, Karen Lee	T4	575	3/31/2010	308.80	38.60	8.00
105	2010188	2856	801 Sasic, Karen Lee	T4	575	3/31/2010	308.80	38.60	8.00
105	2010188	2856	801 Sasic, Karen Lee	T4	575	3/31/2010	308.80	38.60	8.00
105	2010188	2856	801 Sasic, Karen Lee	T4	581	4/15/2010	78.72	39.36	2.00
105	2010188	2856	801 Sasic, Karen Lee	T4	581	4/15/2010	157.44	39.36	4.00
105	2010188	2856	801 Sasic, Karen Lee	T4	581	4/15/2010	157.44	39.36	4.00
105	2010188	2856	801 Sasic, Karen Lee	T4	581	4/15/2010	78.72	39.36	2.00
105	2010188	2856	801 Sasic, Karen Lee	T4	581	4/15/2010	78.72	39.36	2.00
105	2010188	2856	801 Sasic, Karen Lee	T4	581	4/15/2010	39.36	39.36	1.00
105	2010188	2856	801 Sightler, Charlotte L	T4	507	11/15/2009	112.80	37.60	3.00
105	2010188	2856	801 Sightler, Charlotte L	T4	507	11/15/2009	112.80	37.60	3.00
105	2010188	2856	801 Sightler, Charlotte L	T4	507	11/15/2009	47.00	37.60	1.25
105	2010188	2856	801 Sightler, Charlotte L	T4	507	11/15/2009	75.20	37.60	2.00
105	2010188	2856	801 Sightler, Charlotte L	T4	507	11/15/2009	84.60	37.60	2.25
105	2010188	2856	801 Sightler, Charlotte L	T4	518	11/30/2009	112.80	37.60	3.00
105	2010188	2856	801 Sightler, Charlotte L	T4	518	11/30/2009	18.80	37.60	0.50

105	2010188	2856	801	Sightler, Charlotte L	T4	518	11/30/2009	94.00	37.60	2.50
105	2010188	2856	801	Sightler, Charlotte L	T4	532	12/31/2009	112.80	37.60	3.00
105	2010188	2856	801	Sightler, Charlotte L	T4	538	1/15/2010	18.80	37.60	0.50
105	2010188	2856	801	Sightler, Charlotte L	T4	538	1/15/2010	18.80	37.60	0.50
105	2010188	2856	801	Sightler, Charlotte L	T4	538	1/15/2010	37.60	37.60	1.00
105	2010188	2856	801	Sightler, Charlotte L	T4	538	1/15/2010	75.20	37.60	2.00
105	2010188	2856	801	Sightler, Charlotte L	T4	538	1/15/2010	103.40	37.60	2.75
105	2010188	2856	801	Sightler, Charlotte L	T4	538	1/15/2010	75.20	37.60	2.00
105	2010188	2856	801	Sightler, Charlotte L	T4	538	1/15/2010	37.60	37.60	1.00
105	2010188	2856	801	Sightler, Charlotte L	T4	544	1/31/2010	75.20	37.60	2.00
105	2010188	2856	801	Sightler, Charlotte L	T4	544	1/31/2010	112.80	37.60	3.00
105	2010188	2856	801	Sightler, Charlotte L	T4	552	2/15/2010	225.60	37.60	6.00
105	2010188	2856	801	Sightler, Charlotte L	T4	552	2/15/2010	122.20	37.60	3.25
105	2010188	2856	801	Sightler, Charlotte L	T4	552	2/15/2010	131.60	37.60	3.50
105	2010188	2856	801	Sightler, Charlotte L	T4	552	2/15/2010	150.40	37.60	4.00
105	2010188	2856	801	Sightler, Charlotte L	T4	552	2/15/2010	75.20	37.60	2.00
105	2010188	2856	801	Sightler, Charlotte L	T4	561	2/28/2010	75.20	37.60	2.00
105	2010188	2856	801	Sightler, Charlotte L	T4	561	2/28/2010	47.00	37.60	1.25
105	2010188	2856	801	Sowell, George William	T4	518	11/30/2009	343.36	38.15	9.00
105	2010188	2856	801	Sowell, George William	T4	518	11/30/2009	343.36	38.15	9.00
105	2010188	2856	801	Sowell, George William	T4	518	11/30/2009	343.36	38.15	9.00
105	2010188	2856	801	Sowell, George William	T4	518	11/30/2009	343.36	38.15	9.00
105	2010188	2856	801	Sowell, George William	T4	518	11/30/2009	343.36	38.15	9.00
105	2010188	2856	801	Sowell, George William	T4	518	11/30/2009	343.36	38.15	9.00
105	2010188	2856	801	Sowell, George William	T4	518	11/30/2009	343.36	38.15	9.00
105	2010188	2856	801	Sowell, George William	T4	518	11/30/2009	343.36	38.15	9.00
105	2010188	2856	801	Sowell, George William	T4	526	12/15/2009	343.36	38.15	9.00
105	2010188	2856	801	Sowell, George William	T4	526	12/15/2009	343.36	38.15	9.00
105	2010188	2856	801	Sowell, George William	T4	532	12/31/2009	343.36	38.15	9.00
105	2010188	2856	801	Sowell, George William	T4	532	12/31/2009	343.36	38.15	9.00
105	2010188	2856	801	Sowell, George William	T4	532	12/31/2009	343.36	38.15	9.00
105	2010188	2856	801	Sowell, George William	T4	532	12/31/2009	343.36	38.15	9.00
105	2010188	2856	801	Sowell, George William	T4	538	1/15/2010	128.76	14.31	9.00
105	2010188	2856	801	Sowell, George William	T4	538	1/15/2010	128.76	14.31	9.00
105	2010188	2856	801	Sowell, George William	T4	538	1/15/2010	85.84	9.54	9.00
105	2010188	2856	801	Sowell, George William	T4	544	1/31/2010	128.76	14.31	9.00



105	2010188	2856	801	Sudduth, Donald E	T4	518	11/30/2009	937.52	156.25	6.00
105	2010188	2856	801	Sudduth, Donald E	T4	518	11/30/2009	937.52	156.25	6.00
105	2010188	2856	801	Sudduth, Donald E	T4	518	11/30/2009	937.52	156.25	6.00
105	2010188	2856	801	Sudduth, Donald E	T4	526	12/15/2009	937.52	156.25	6.00
105	2010188	2856	801	Sudduth, Donald E	T4	526	12/15/2009	937.52	156.25	6.00
105	2010188	2856	801	Sudduth, Donald E	T4	526	12/15/2009	937.52	156.25	6.00
105	2010188	2856	801	Sudduth, Donald E	T4	526	12/15/2009	937.52	156.25	6.00
105	2010188	2856	801	Sudduth, Donald E	T4	526	12/15/2009	234.38	156.25	1.50
105	2010188	2856	801	Sudduth, Donald E	T4	526	12/15/2009	234.38	156.25	1.50
105	2010188	2856	801	Sudduth, Donald E	T4	526	12/15/2009	468.76	156.25	3.00
105	2010188	2856	801	Sudduth, Donald E	T4	526	12/15/2009	468.76	156.25	3.00
105	2010188	2856	801	Sudduth, Donald E	T4	526	12/15/2009	468.76	156.25	3.00
105	2010188	2856	801	Sudduth, Donald E	T4	526	12/15/2009	468.76	156.25	3.00
105	2010188	2856	801	Sudduth, Donald E	T4	526	12/15/2009	468.76	156.25	3.00
105	2010188	2856	801	Sudduth, Donald E	T4	532	12/31/2009	820.33	156.25	5.25
105	2010188	2856	801	Sudduth, Donald E	T4	532	12/31/2009	468.76	156.25	3.00
105	2010188	2856	801	Sudduth, Donald E	T4	532	12/31/2009	468.76	156.25	3.00
105	2010188	2856	801	Sudduth, Donald E	T4	532	12/31/2009	703.14	156.25	4.50
105	2010188	2856	801	Sudduth, Donald E	T4	532	12/31/2009	351.57	156.25	2.25
105	2010188	2856	801	Sudduth, Donald E	T4	532	12/31/2009	351.57	156.25	2.25
105	2010188	2856	801	Sudduth, Donald E	T4	532	12/31/2009	468.76	156.25	3.00
105	2010188	2856	801	Sudduth, Donald E	T4	532	12/31/2009	820.33	156.25	5.25
105	2010188	2856	801	Sudduth, Donald E	T4	532	12/31/2009	703.14	156.25	4.50
105	2010188	2856	801	Sudduth, Donald E	T4	532	12/31/2009	703.14	156.25	4.50
105	2010188	2856	801	Sudduth, Donald E	T4	532	12/31/2009	585.95	156.25	3.75
105	2010188	2856	801	Sudduth, Donald E	T4	538	1/15/2010	516.60	206.64	2.50
105	2010188	2856	801	Sudduth, Donald E	T4	538	1/15/2010	516.60	129.15	4.00
105	2010188	2856	801	Sudduth, Donald E	T4	538	1/15/2010	516.60	129.15	4.00
105	2010188	2856	801	Sudduth, Donald E	T4	538	1/15/2010	1,033.20	129.15	8.00
105	2010188	2856	801	Sudduth, Donald E	T4	538	1/15/2010	774.90	129.15	6.00
105	2010188	2856	801	Sudduth, Donald E	T4	538	1/15/2010	774.90	129.15	6.00
105	2010188	2856	801	Sudduth, Donald E	T4	538	1/15/2010	516.60	129.15	4.00
105	2010188	2856	801	Sudduth, Donald E	T4	538	1/15/2010	774.90	129.15	6.00
105	2010188	2856	801	Sudduth, Donald E	T4	538	1/15/2010	1,033.20	129.15	8.00
105	2010188	2856	801	Sudduth, Donald E	T4	538	1/15/2010	516.60	129.15	4.00

105	2010188	2856	801	Sudduth, Donald E	T4	544	1/31/2010	774.90	129.15	6.00
105	2010188	2856	801	Sudduth, Donald E	T4	544	1/31/2010	1,033.20	129.15	8.00
105	2010188	2856	801	Sudduth, Donald E	T4	544	1/31/2010	1,033.20	129.15	8.00
105	2010188	2856	801	Sudduth, Donald E	T4	544	1/31/2010	645.75	129.15	5.00
105	2010188	2856	801	Sudduth, Donald E	T4	544	1/31/2010	258.30	129.15	2.00
105	2010188	2856	801	Sudduth, Donald E	T4	544	1/31/2010	904.05	129.15	7.00
105	2010188	2856	801	Sudduth, Donald E	T4	544	1/31/2010	774.90	129.15	6.00
105	2010188	2856	801	Sudduth, Donald E	T4	544	1/31/2010	645.75	129.15	5.00
105	2010188	2856	801	Sudduth, Donald E	T4	544	1/31/2010	774.90	129.15	6.00
105	2010188	2856	801	Sudduth, Donald E	T4	544	1/31/2010	516.60	129.15	4.00
105	2010188	2856	801	Sudduth, Donald E	T4	552	2/15/2010	1,033.20	129.15	8.00
105	2010188	2856	801	Sudduth, Donald E	T4	552	2/15/2010	1,033.20	129.15	8.00
105	2010188	2856	801	Sudduth, Donald E	T4	552	2/15/2010	1,033.20	129.15	8.00
105	2010188	2856	801	Sudduth, Donald E	T4	552	2/15/2010	1,033.20	129.15	8.00
105	2010188	2856	801	Sudduth, Donald E	T4	552	2/15/2010	1,033.20	129.15	8.00
105	2010188	2856	801	Sudduth, Donald E	T4	552	2/15/2010	1,033.20	129.15	8.00
105	2010188	2856	801	Sudduth, Donald E	T4	552	2/15/2010	1,033.20	129.15	8.00
105	2010188	2856	801	Sudduth, Donald E	T4	552	2/15/2010	1,033.20	129.15	8.00
105	2010188	2856	801	Sudduth, Donald E	T4	552	2/15/2010	1,033.20	129.15	8.00
105	2010188	2856	801	Sudduth, Donald E	T4	552	2/15/2010	1,033.20	129.15	8.00
105	2010188	2856	801	Sudduth, Donald E	T4	561	2/28/2010	258.30	129.15	2.00
105	2010188	2856	801	Sudduth, Donald E	T4	561	2/28/2010	258.30	129.15	2.00
105	2010188	2856	801	Sudduth, Donald E	T4	569	3/15/2010	258.30	129.15	2.00
105	2010188	2856	801	Sudduth, Donald E	T4	569	3/15/2010	516.60	129.15	4.00
105	2010188	2856	801	Sudduth, Donald E	T4	569	3/15/2010	516.60	129.15	4.00
105	2010188	2856	801	Sudduth, Donald E	T4	569	3/15/2010	516.60	129.15	4.00
105	2010188	2856	801	Sudduth, Donald E	T4	569	3/15/2010	258.30	129.15	2.00



**EXPENSE REPORT FORM**

3009791

Name \_\_\_\_\_  
 Company \_\_\_\_\_  
 Subdivision \_\_\_\_\_

75236  
 234030  
 301-26

Date Mo / Sub	12/19/09	12/22/09	1/20/10	1/22/10	1/23/10			Total	Account Codes
	Meals			33.36	63.50				\$96.86
Hotel ( room, tax, phone calls)								\$0.00	7758365
Mileage Driven									
Mileage Value @ 0.585	0.00	0.00	0.00	0.00	0.00	0.00	0.00	\$0.00	6759010
Airfare (including penalties)				2010164 - 33.36				\$0.00	7758365
Car Rental (including fuel)				2010188 - 63.50				\$0.00	7758365
Parking			801100. 5810 -	105.00				\$0.00	7758365
Tolls			801100. 5900 -	5.40				\$0.00	7758365
Taxi - Limousine			801100. 6220 -	4.32				\$0.00	7758365
Entertainment				211.58				\$0.00	7738390
Education								\$0.00	7048055
Other: / Rate School registration								\$0.00	7048050
Other:	4.32	5.40			105.00			\$114.72	
Other:								\$0.00	
Other:								\$0.00	

RECEIVED  
 FEB 02 2010

Purpose of the Expense:		<b>Payment Recap</b>	
Business Benefit:		Total of the Front of the Expense Form:	\$211.58
# Days on Business:		Subtract Any Advance:	less
Explanation:		Net Amount Due to the Employee:	\$211.58
		I hereby certify that the above expenditures represent cash spent for legitimate company business only and include no items of a personal nature.	
Authorized Signature:		Employee Signature:	
Date Authorized:	1/26/10	Date Signed:	1/25/10





OFFICE P.O. BOX 1156, SPRINGFIELD, MO. 65801  
PHONE (417) 862-3333

STORE PHONE # 704 948-1547  
REMIT TO: PO BOX 790098  
ST LOUIS MO 63179-0098

BILL TO 999990

SHIP TO

qt. oil  
truck  
0805

INVOICE NUMBER  
INVOICE TYPE  
INVOICE DATE

1858-163106

CASH SALE

12/19/09

COUNTER NO.	SPECIAL INSTRUCTIONS	DATE	TIME		
32417			15:13:50		
QTY	UNIT	DESCRIPTION	PRICE	TAX	TOTAL
1	QAS 5-20	Qt Motor Oil	6.76	3.99	3.99
TOTALS			6.76	3.99	3.99
CUSTOMER SIGNATURE			CASH TEND.	10.12	
			CHANGE	5.80	
SUB-TOTAL					3.99
MISC. TAX					
TOTAL					4.32

CUSTOMER COPY "We appreciate your business"

Visit Us At: [www.oreillyauto.com](http://www.oreillyauto.com)

\$10 tip

lunch w/  
Karen S.  
Linda M.  
Bruce H.

Ruby Tuesday #4434  
8905 Red Oak Blvd  
Charlotte, NC 28217  
(704) 525-5025

Proj. 2010188

1024 Mary

Tbl 507/1 Chk 5852 Gst 3  
Jan22'10 01:08PM

\*\*\* Guest 1 \*\*\*

- 1 FRUIT TEA 3.49
- 2 REFILL FRUIT TEA 0.00
- 1 TRKY MINIS SAL 8.99
- SIDE AMER 0.75
- +W/GARDEN BAR
- Tax Coll 1.22 Total Due 14.45

\*\*\* Guest 3 \*\*\*

- 1 FRUIT TEA 3.49
- 1 REFILL FRUIT TEA 0.00
- 1 CHICKEN BLT 8.99
- 1 COKE CLASSIC 2.29
- 1 CHICK DILLA ENT 8.99
- 1 BACON CHEESE X 8.99
- +W/GARDEN BAR 2.99
- Tax Coll 3.31 Total Due 39.05

\*\*\*\*\* All \*\*\*\*\*

Sub Total 48.97  
Tax Collect 4.53  
Total Due 53.50

\* \$63.50 \*

Proj 2010164

\$5 tip

Ruby Tuesday #4434  
8905 Red Oak Blvd  
Charlotte, NC 28217  
(704) 525-5025

lunch w/ Tony konsul

1102 Adam

Tbl 203/1 Chk 5883 Gst 2  
Jan20'10 12:33PM

\*\*\* Guest 1 \*\*\*

- 1 MANGO TEA .49
- 1 PIMCHS X MINI GB .99
- +W/GARDEN BAR
- Tax Coll 1.25 Total Due 14.73

\*\*\* Guest 2 \*\*\*

- 1 FRUIT TEA 3.49
- 1 REFILL FRUIT TEA 0.00
- 1 BUF CH MINI/SAL 8.99
- +W/GARDEN BAR
- Tax Coll 1.15 Total Due 13.63

\*\*\*\*\* All \*\*\*\*\*

Sub Total 25.96  
Tax Collect 2.40  
Total Due 28.36

THREE NIGHTS, THREE COURSES  
Dinner For Two: Feb 12 - 14  
Share the love @ Ruby Tuesday

THREE NIGHTS, THREE COURSES  
Dinner For Two: Feb 12 - 14  
Share the love @ Ruby Tuesday

10 pack CD's

OFFICE DEPOT

5107 SOUTH BLVD.  
CHARLOTTE, NC 28217  
(704) 521-9301


SALE STR0041 REG001 TRN1503  
12/22/09 13:33 SMP 563854 POS 5.09A

020356478186 CD-R, SLIM, TDK, 10PK	4.99
SUBTOTAL	4.99
NC 8.25% SALES TAX	0.41
<b>TOTAL</b>	<b>5.40</b>
CASH	10.00
CHANGE	-4.60

\*\*\*\*\*

For a chance to Win  
One of 40-\$100 or 1-\$1000  
Quarterly Shopping Sprees,  
visit [www.od.bizrate.com](http://www.od.bizrate.com)  
En Espanol

ID: T9CF 7H6P9 GW31



**We Fix Computers!**  
No Matter Where You Bought It!

Visit [www.officedepot.com/techdepotservices](http://www.officedepot.com/techdepotservices)  
for more information.

# Renewal Notice

It's time to renew your membership and continue to receive your benefits without interruption. Please help us avoid wasting precious resources with multiple notices. **No better offers will follow, so act now.**

**Expiration Date: 9/30/2009**  
**Order Number: 2000496563**  
**Priority Code: NC**

**Member ID: 1500227**  
Martin J Lashua  
14623 Autumncrest Rd  
Huntersville, NC 28078-7733

**Valued Member Since: 6/1/1989 0**

**PAID 1/23/10**

December 17, 2009

Dear Martin J Lashua,

Your membership entitles you to WEF's full range of benefits, including world-class technical education and training. Please confirm your information on this form, so we can provide benefits that best fit your needs and consider a donation to support WEF. Thank you for your continued membership.

*William Bertera*

William Bertera, Executive Director

## Member Renewal Details and Dues

Correct or complete your contact information and verify dues.

The address listed above is my  Home  Work

**Home Phone:**

**Business Phone:** 704/525-7990

**Fax Number:**

**E-mail Address:** mlashua@bellsouth.net

*Treated confidentially; required for electronic publications and member updates. To opt out of product and training alerts, check this box:*

**Optional Items** — Please correct or provide so we can better serve you.

**Date Of Birth:** M

**Years in Industry:** CON02

**Gender:** ED05

**Education:**

### Membership Category and Dues

Dues are based on prior membership category and local member association. Please verify information and call to report any known status changes.

<b>WEF Membership: ACT</b>	\$0.00
<b>Local MA: NC</b>	\$0.00
<b>Other MA Dues:</b>	\$105.00
	\$0.00

## Water Environment Research Foundation

Support clean water environment research.

**Choose designation:**

General Fund

Endowment Fund

**Amount of contribution:**

\$25       \$50

\$100       \$500

\$1,000       \$ \_\_\_\_\_

*Please write the amount you wish to contribute on line 3 bottom right. Thank you for your support!*

## Publications

Publications	WEF Rate
Water Environment & Technology (WE&T)	included
Federations Highlights Online	included
Proceedings of the Water Environment Federation	included

Renew your membership online at [www.wef.org/renewal](http://www.wef.org/renewal)

## Total Due

1	<b>Member Dues:</b> (subtotal 1)	
2	<b>Publications:</b> (subtotal 2)	
3	<b>WERF Contribution</b> (from above)	<b>PAID</b>
4		105 <sup>00</sup>

Dependent upon your membership level, \$55, \$45, or \$20 of your membership dues is allocated towards a subscription of WE&T.

3010030

**EXPENSE REPORT FORM**

Batch 75669



FEB 0 2 2010

RECEIVED

Doc 234979 Name

**Don Sudduth**

Business Unit Project 2010188

Date Co / Sub	12/18/10	12/20/10	12/21/10	1/8/10	1/14/10	1/19/10	1/20/10	Total	Account Codes
	2010188	2010188	2010188	2010188	2010188	2010188	2010188		
Meals	5.59 ✓		24.73 ✓	23.31 ✓		45.64 ✓	17.74 ✓	\$117.01	6200
Hotel ( room, tax, phone calls)								\$0.00	6185
Mileage Driven									
Mileage Value @ 0.485	0.00	0.00	0.00	0.00	0.00	0.00	0.00	\$0.00	5880
Airfare (including penalties)							804.20 ✓	\$804.20	6190
Car Rental (including fuel)								\$0.00	6185
Parking								\$0.00	6185
Tolls								\$0.00	6185
Taxi - Limousine								\$0.00	6185
Entertainment								\$0.00	5825
Education								\$0.00	5820
Other: Printer Ink		80.92 ✓						\$80.92	5690
Other: Tips								\$0.00	
Other: VISA Gift Cards					211.90 ✓			\$211.90	
Other:								\$0.00	
<b>Purpose of the Expense:</b>	Customer Service Opt meals, misc. expenses & travel for ShoreTel phone system installation.				<b>Payment Recap</b>				
<b>Business Benefit:</b>					<b>Total of the Front of the Expense Form:</b>		<b>\$1,214.03</b>		
<b># Days on Business:</b>	5				<b>Subtract Any Advance:</b>		less		
<b>Explanation:</b>	Meal for self + Bill Sowell 12/18, other meals for self + Ann Rapponi, Karen Sasic associated w/CS Opt office plan. Reward meal & gift cards to Bryan Gongre & Nate Carver for CS Office work completed by them saving \$1,000 in contractor expense.				<b>Net Amount Due to the Employee:</b>		<b>\$1,214.03</b>		
<b>Authorized Signature:</b>					<b>Employee Signature:</b> 				
<b>Date Authorized:</b>					<b>Date Signed:</b> 1-22-10				

FEB 0 9 2010

RECEIVED

**Steak 'n Shake No:146**

Order: 712244 PTY: 2  
 Name: DEBORAH S. 01/19/2010 12:34:02 PM  
 13.77  
 0.97  
 3.00  
**Total 17.74**  
 Visa Ending: 1234 Amount 17.74  
 Exp: NOT EXP. AUTH.  
 (Store of 10/1/2009)

\*\*\*\*\*  
 1/2 Price Happy Hour!!!  
 Shakes and Drinks  
 Weekdays 2-4 PM and now 2-4 AM!  
 2-4 AM valid at 24 hour locations  
 \*\*\*\*\*

THANK YOU FOR VISITING  
 Tell Us About Your Experience  
**1-877-STK-N-SHK (1-877-785-6745)**  
 To contact this store  
 Call (407)830-1500

FREE Coke Glass for every \$15 spent!

Join our eClub at [www.steaknshake.com](http://www.steaknshake.com)  
 to receive the latest news, promotions,  
 and special offers!!!

Customer Copy

**CVS/pharmacy**

for all the ways you care™

1098 MONTGOMERY RD., ALTAMONTE SP, FL  
 PHARMACY: 869-6463 STORE: 869-6463

PL6#01 TRAN#8503 CSHR#400754 STR#3253

1 VISA \$100 GIF 0100 100.00N  
 1 VISA \$100 CAR 0595 5.95N  
 1 VISA \$100 GIF 0100 100.00N  
 1 VISA \$100 CAR 0595 5.95N

4 ITEMS  
**TOTAL 211.90**  
 VISA 211.90  
 \*\*\*\*\*4144 MS  
 CHANGE .00

CARD: VISA \$100 GIF 0100 ACTIVATED

CARD: VISA \$100 GIF 0100 ACTIVATED



2503 2530 0148 5030 18  
 RETURNS WITH RECEIPT THRU 03/15/2010

JANUARY 14, 2010 9:14 AM

GET YOUR CVS EXTRACARE CARD

THANK YOU. SHOP 24 HOURS AT CVS.COM

**RED LOBSTER 6222**

340 West SR 436  
 Altamonte Springs, FL 32714-4134  
 Check #: 73837

**Table 12**

Russ T  
 13:38 01/19/2010  
 Transaction #: 1838579817

Gst 3

Card Number  
 xxxxxxxxxxxx 4144  
 Auth: 1004B  
 Visa

Check Amount **38.64**

Tip **7.00**

Total **45.64**

X  
 Cardmember agrees to pay total in  
 accordance with agreement governing  
 use of such card.

Welcome to Dunkin' Donuts  
Store #306293  
801 State Rd, Longwood  
12/18/2009 8:30:44 AM  
Drive-Thru

Order Number: **42607**

Register: 5      Trans Seq No: 42607

Cashier: James M.

1 Plain Bagel	0.99
1 Toasted	
1 Butter	0.25
1 Ht Cof LG OrigBlnd	1.99
1 Reg -Crm&Sug	
1 Ht Cof LG OrigBlnd	1.99
1 Cream	

Sub. Total:	\$5.22
Tax:	\$0.37
Total:	\$5.59
Discount Total:	\$0.00

Change	\$0.00
DD Card:	\$5.59

DD Card

Card Num :   
Terminal : 97800022204  
Approval : 062738

Balance : \$ 1.97

\*\*\*\*\*

### HEY AMERICA!

WANT A FREE DONUT WHEN YOU PURCHASE A  
MEDIUM OR LARGER BEVERAGE?  
Go to [TELDUNKIN.COM](http://TELDUNKIN.COM) within  
3 days; tell us about your visit.  
Enter Validation Code: \_\_\_\_\_  
Visit [DunkinDonuts.com](http://DunkinDonuts.com) for  
coupon restrictions.  
Franchisee: Please use PLU #201  
Try our delicious Coffee and Donuts



that was easy.

Low prices. Every item. Every day.  
638 N. Alafaya Trail  
ORLANDO, FL 32828  
(407) 381-3056

SALE      1283223 10 008 48841  
            1781 12/20/09 10:50  
QTY SKU      PRICE

REWARDS NUMBER 2574702987

1 HP 60XL BLACK INK	883585702572	34.99
1 HP 60XL BLACK INK	883585702589	40.99
2 INK RECYCLING LIMI	725137 0.010ea	0.00
Instant Savings: \$20705 <-0.02>		
SUBTOTAL		75.98

Standard Tax 6.50%      4.94

TOTAL      \$80.92

Visa      80.92  
Card No.:   
Auth No.: 08263B

TOTAL ITEMS 4

Compare and Save  
with Staples-brand products.

THANK YOU FOR SHOPPING AT STAPLES !

Shop online at [www.staples.com](http://www.staples.com)

The weekly Ad is online!  
Sign up today to receive  
Sneak Peek emails.  
[www.staples.com/weeklyad](http://www.staples.com/weeklyad)



1 7 8 1 1 2 2 0 0 9 4 8 8 4 1 0 6



**Confirmation code: AYXMM6**

Date issued: Thursday, January 21, 2010



Scan at any US Airways kiosk to check in.

- i** • [New baggage policy](#)
- i** • We're sorry, but your preferred seats could not be assigned. We have assigned alternate seats. To reassign your seats please call Reservations at 800-428-4322.

**Passenger summary**

Passenger name	Frequent flyer # (Airline)	Ticket number	Special needs
DONALD E SUDDUTH	96N9F16 (US)	03723764718575	
KAREN SASIC		03723764718586	

Trip details [Download to Outlook](#)

Depart: Orlando, FL (MCO) Las Vegas, NV (LAS)

Date: Sunday, February 07, 2010

Flight #/ Carrier	Depart	Arrive	Travel time	Meal	Aircraft	Cabin	Seats
565	08:20 AM MCO	10:32 AM LAS	5h 12m	<u>In-flight Café</u>	A320	Coach	10B 10A

Return: Las Vegas, NV (LAS) Orlando, FL (MCO)

Date: Saturday, February 13, 2010

Flight #/ Carrier	Depart	Arrive	Travel time	Meal	Aircraft	Cabin	Seats
960	12:40 PM LAS	02:49 PM PHX	1h 9m	None	A321	Coach	10C 10B
Stop: Change plane in Phoenix, AZ (PHX)							
689	04:00 PM PHX	09:54 PM MCO	3h 54m	<u>In-flight Café</u>	A321	Coach	10E 10D

**Total travel cost (2 passengers)**

2 Adults	\$688.38
<u>Taxes + fees</u>	\$115.82

**Fare total** \$804.20 Non-refundable**Total** \$804.20

Steak 'n Shake No:146

Order: 418032 PTY: 3  
Name: CHRISTI T 1/8/2010 2:48:33-PM

SubTotal: 18.05  
Tax: 1.26  
Gratuity: 4.00  
Total: 23.31

Visa Finding:4144 Amount 23.31  
Exp:NOT EXP AuthCode: 031288  
Issued To: SUDOUTH/DONALD

\*\*\*\*\*

1/2 Price 12:00-4:00 PM  
Steak and drinks  
Weekdays 2-4 PM and  
2-4 AM valid at 24 hour

\*\*\*\*\*

THANK YOU FOR VISITING  
Tell Us About Your Experience  
1-877-STK-N-SHK (1-877-785-6745)  
To contact this store  
Call (407) 691-1500

FREE Glass for every \$15 spent!

Join our eClub at [www.steaknshake.com](http://www.steaknshake.com)  
to receive the latest news, promotions  
and special offers!!!

Customer Copy

MOODYS BAR-B-Q  
1348 ALAFAYA TRAIL  
DUIEDO, FL 32765

MOBILE ID: 10219622  
MOBILE # 00000018018

VISA  
SERIAL: 44799414  
SRV: 8

SALE  
EQUIP: 80012 INV: 000019  
DATE: DEC 21, 09 TIME: 15:27  
POS: 9351939623 AUTH: 058856  
RESPONSE: 0

BASE \$19.73

TIP \$00

TOTAL \$24.73

DONALD SUDOUTH  
I AGREE TO PAY ABOVE TOTAL AMOUNT  
ACCORDING TO CARD ISSUER AGREEMENT  
(MERCHANT AGREEMENT IF CREDIT VOUCHER)  
THANK YOU

TOP COPY - MERCHANT  
BOTTOM COPY - CUSTOMER

3010030

**EXPENSE REPORT FORM** Batch 75669

234980  
Name

**Don Sudduth**

0103 3 0 9 Dec **Business Unit Project 2010188**

RECEIVED

Date Co / Sub	1/25/10	1/27/10	1/28/10	1/29/10	2010188	2010188	Total	Account Codes
	2010188 ✓	2010188 ✓	2010188 ✓	2010188 ✓				
Meals	145.49 ✓	54.10 ✓	221.85 ✓	19.44 ✓			\$440.88	6200
Hotel ( room, tax, phone calls)							\$0.00	6185
Mileage Driven								
Mileage Value @ 0.485	0.00	0.00	0.00	0.00	0.00	0.00	\$0.00	5880
Airfare (including penalties)							\$0.00	6190
Car Rental (incuding fuel)							\$0.00	6185
Parking							\$0.00	6185
Tolls							\$0.00	6185
Taxi - Limousine							\$0.00	6185
Entertainment							\$0.00	5825
Education							\$0.00	5820
Other:							\$0.00	5690
Other: Tips							\$0.00	
Other:							\$0.00	
Other:							\$0.00	

FEB 09 2010

<b>Purpose of the Expense:</b>	Customer Service ShorTel System implemenetaion meals.	<b>Payment Recap</b>	
<b>Business Benefit:</b>		<b>Total of the Front of the Expense Form:</b>	<b>\$440.88</b>
<b># Days on Business:</b>	3	<b>Subtract Any Advance:</b>	less
<b>Explanation:</b>	Meals for self+Karen Sasic, Tom Ostler, Tom Smutny, Kristian Bailey and Jeff Sieber, lunch 1/27 incl. Ann Raponi 1/28 dinner for implementation team, 1/29 breakfast for CSR's.	<b>Net Amount Due to the Employee:</b>	<b>\$440.88</b>
<b>Authorized Signature:</b>		<i>I hereby certify that the above expenditures represent cash spent for legitimate company business only and include no items of a personal nature.</i>	
<b>Date Authorized:</b>		<b>Employee Signature:</b>	<i>Don Sudduth</i>
		<b>Date Signed:</b>	1-29-10

# FIREHOUSE SUBS

Welcome to Dunkin' Donuts  
 Store #306293  
 801 State Rd, Longwood  
 1/29/2010 8:08:05 AM  
 Drive-Thru

3309 E. SR 436 #1013  
 APOPKA, FL 32703  
 (P) 407-331-7827  
 (F) 407-331-4750

Order Number: **71174**

Register: 5 Tran Seq No: 71174

DINE IN 1/27/2010 12:50:01 PM  
 Order # 31282 Cashier: cash o.

Cashier: James M.  
 1 Plain Bagel 0.99  
 1 Toasted  
 1 Butter 0.25  
 1 On Side  
 1 Ht Cof LG OrigBlnd 1.99  
 1 Reg -Crm&Sug  
 1 12 Donuts 7.99  
 2 BstnKrm  
 2 ChocFrst  
 2 VanFrst  
 2 Strw  
 1 12 Donuts 7.99  
 1 Assorted  
 Sub. Total: \$19.21  
 Tax: \$0.23  
 Total: \$19.44  
 Discount Total: \$0.00  
 Change \$0.00  
 DD Card: \$14.01  
 Visa: \$5.43

Card Num : XXXXXXXXXXXXX4144  
 Terminal : 0001  
 Approval : 04152B

I agree to pay the above Total Amount  
 according to Card Issuer Agreement.

Signature: \_\_\_\_\_

## HEY AMERICA!

WANT A FREE DONUT WHEN YOU PURCHASE A  
 MEDIUM OR LARGER BEVERAGE?  
 Go to TELLDUNKIN.COM within  
 3 days; tell us about your visit.

Enter Validation Code: \_\_\_\_\_  
 Visit DunkinDonuts.com for  
 coupon restrictions.  
 Franchisee: Please use PLU #201

Try our delicious Coffee and Donuts

1 MD HOOK wheat 5.29  
 1 --> No Pickle Spear  
 1 Tomato NO  
 1 Onion NO  
 wheat bread  
 1 Combo 1.99  
 MD Drink  
 Chip For Combo  
 1 MD HOOK 5.29  
 1 Mayo Only  
 1 Lettuce Only  
 1 Oil  
 1 Vinegar  
 1 Salt  
 1 Pepper  
 1 Combo 1.99  
 MD Drink  
 Chip For Combo  
 1 MD TURKEY 5.29  
 1 --->Swiss Sub  
 1 Mayo Only  
 1 Lettuce Only  
 1 Combo 1.99  
 MD Drink  
 Chip For Combo  
 1 MD HOOK 5.29  
 1 Tomato NO  
 1 MD Drink 1.59  
 1 MD STEAMER 5.29  
 1 Mayo NO  
 1 Combo 1.99  
 MD Drink  
 Chip For Combo  
 1 MD STEAMER 5.29  
 1 Mayo NO  
 1 Sp Must NO  
 1 Combo 1.99  
 MD Drink  
 Chip For Combo  
 1 MD CLUB\*\*\* wheat 5.29  
 1 Tomato NO  
 1 Sp Must NO  
 wheat bread  
 1 Combo 1.99  
 MD Drink  
 Chip For Combo

Sub. Total: \$50.56  
 Tax: \$3.54  
 Total: \$54.10  
 Discount Total: \$0.00

0148

Server: NATASHA N Rec:120  
01/28/10 21:29, Swiped T: 303 Term: 1

BONEFISH GRILL  
7012  
Longwood, FL 32750  
(407)331-0131  
MERCHANT #:

CARD TYPE ACCOUNT NUMBER  
VISA XXXXXXXXXXXX4144  
OD TRANSACTION APPROVED  
AUTHORIZATION #: 00266B  
Reference: 0128010000148  
TRANS TYPE: Credit Card SALE

CHECK : 181.85  
TIP : 40.00  
TOTAL : 221.85

X \_\_\_\_\_

PHONE: ( ) -  
\*\*\*Duplicate Copy\*\*\*

CARDHOLDER WILL PAY CARD ISSUER ABOVE  
AMOUNT PURSUANT TO CARDHOLDER AGREEMENT  
top copy -> customer

Millers Ale House  
477 E. Altamonte Drive  
407-331-6611  
Altamonte Springs, FL 32701

0005508 Check # :965549  
Table 33  
Shannon L  
25 Jan 2010 09:21:10 PM GMT Gst 6  
Transaction #:10794

Card Number Auth Code  
\*\*\*\*\*1144 03003B  
SUDDUTH/DONALD Visa

Amount 120.49  
Total 120.49

Tip .. 25.00  
total .. 145.49

Cardholder agrees to pay total in  
accordance with agreement governing  
use of such card

DUPLICATE COPY



# COMFORT INN - EXECUTIVE PARK

5822 WESTPARK DRIVE  
CHARLOTTE, NC 28217 USA  
Phone: (704) 525-2626  
Fax: (704) 525-3372  
gm.nc022@choicehotels.com

BY CHOICE HOTELS

3015225

Batch	Amount Due	Due Date
76070	127.86	Upon Receipt

Doc 236864  
Account Number: 317  
Invoice Number: 28903  
Invoice Date: 02/05/10

**CAROLINA WATER SERVICE, INC**  
2335 SANDERS ROAD  
NORTHBROOK, IL 60062 US

## Invoice

Please call (704) 525-2626 if you should have any questions regarding this statement.

Post Date	Guest Account	Guest Name	Company information	Amount
02/05/10	307573	MATTHEWS, LINDA	CAROLINA WATER SERVICE, INC	127.86
<b>Invoice Total:</b>				<b>127.86</b>

RECEIVED  
FEB 16 2010

**CAROLINA WATER SERVICE, INC**  
2335 SANDERS ROAD  
NORTHBROOK, IL 60062 US

Please make checks payable to:

**COMFORT INN - EXECUTIVE PARK**

Account Number	Invoice Number	Amount Due	Due Date
317	28903	127.86	Upon Receipt

Please return this stub with your payment.



# COMFORT INN - EXECUTIVE PARK

5822 WESTPARK DRIVE  
CHARLOTTE, NC 28217 USA  
gm.nc022@choicehotels.com

BY CHOICE HOTELS



BY CHOICE HOTELS

**COMFORT INN - EXECUTIVE PARK (NC022)**

5822 WESTPARK DRIVE  
CHARLOTTE, NC 28217 USA  
Phone: (704) 525-2626  
Fax: (704) 525-3372  
gm.nc022@choicehotels.com

Account: NC022 - 307573

Date: 02/05/10

Page: 1 of 1

Room: 324 BAR

Arrival Date: 02/03/10 16:58

Departure Date: 02/05/10 09:04

Frequent Traveler ID:

You were checked out by: NICOLE

You were checked in by: ALISHA

CAROLINA WATER SERVICE, INC

MATTHEWS, LINDA  
PO BOX 185  
LAKEVIEW, NC 28350 US  
lcmatthews@uiwater.com

Post Date	Description	Comment	Amount
02/03/10	ROOM CHARGE	#324 MATTHEWS, LINDA	54.99
02/03/10	STATE TAX	STATE TAX	4.54
02/03/10	COUNTY TAX	COUNTY TAX	4.40
02/04/10	ROOM CHARGE	#324 MATTHEWS, LINDA	54.99
02/04/10	STATE TAX	STATE TAX	4.54
02/04/10	COUNTY TAX	COUNTY TAX	4.40
02/05/10	DIRECT BILL DUE	DIRECT BILL DUE	-127.86
<b>Balance Due:</b>			<b>0.00</b>

By paying with my credit card, I agree to pay the above total charge amount according to the card issuer agreement.

x \_\_\_\_\_  
127.86 will be billed to: Account 317  
CAROLINA WATER SERVICE, INC, 2335 SANDERS ROAD, NORTHBROOK, IL 60062 US



BY CHOICE HOTELS

**COMFORT INN - EXECUTIVE PARK (NCC)**

5822 WESTPARK DRIVE  
CHARLOTTE, NC 28217 USA  
Phone: (704) 525-2626  
Fax: (704) 525-3372  
gm.nc022@choicehotels.com

Room: 324

Arrival Date: 02/03/10

Departure Date: 02/05/10

Account: NC022 - 307573

Frequent Traveler ID:

Approval Number:

Card Type:

Date: 2/5/2010

Card Number:

Total:

LINDA MATTHEWS  
PO BOX 185  
LAKEVIEW, NC 28350 US  
lcmatthews@uiwater.com

By paying with my credit card, I agree to pay the above total charge amount according to the card issuer agreement.

x \_\_\_\_\_  
*Linda Matthews*

Thank you for your business! Book your next reservation on choicehotels.com for the best internet rates guaranteed.

**Janice Harrell**

---

**From:** Linda Matthews  
**Sent:** Tuesday, February 16, 2010 3:44 PM  
**To:** Janice Harrell  
**Subject:** RE: Comfort Inn

Hi Janice,

I gave them the number – evidently they didn't list it. It's to 2010188.

Could you confirm the last date of expenses I was reimbursed for? I think it was through Oct 2009 but want to be sure.

Thanks!  
Linda

---

**From:** Janice Harrell  
**Sent:** Tuesday, February 16, 2010 4:41 PM  
**To:** Linda Matthews  
**Subject:** Comfort Inn

Hi Linda,

Can you give me the business unit your hotel should be coded to?

Thank you,

**Janice Harrell**  
**Accounts Payable Representative**  
**Utilities, Inc.**  
**(847) 498-6440 ext. 3337**  
**[jlharrell@uiwater.com](mailto:jlharrell@uiwater.com)**



**Janice Harrell**

---

**From:** Janice Harrell  
**Sent:** Tuesday, February 16, 2010 3:41 PM  
**To:** Linda Matthews  
**Subject:** Comfort Inn

Hi Linda,

Can you give me the business unit your hotel should be coded to?

Thank you,

**Janice Harrell**  
**Accounts Payable Representative**  
**Utilities, Inc.**  
**(847) 498-6440 ext. 3337**  
**jlharrell@uiwater.com**

3 0106 30

**EXPENSE REPORT FORM**

Batch 76488

Name

**Don Sudduth**

Doc 238666


Business Unit

**Project 2010188**

105


Date Co / Sub	2/7/10	2/8/10	2/9/10	2/10/10	2/11/10	2/12/10	2/13/10	Total	Account Codes
	2010188	2010188	2010188	2010188	2010188	2010188	2010188		
Meals	134.05	243.63	292.04	86.41	235.79	128.64	54.33	\$1,174.89	6200
Hotel ( room, tax, phone calls)	300.16					341.90		\$642.06	6185
Mileage Driven									
Mileage Value @ 0.485	0.00	0.00	0.00	0.00	0.00	0.00	0.00	\$0.00	5880
Airfare (including penalties)								\$0.00	6190
Car Rental (including fuel)						35.00		\$35.00	6185
Parking	23.00							\$23.00	6185
Tolls								\$0.00	6185
Taxi - Limousine								\$0.00	6185
Entertainment								\$0.00	5825
Education								\$0.00	5820
Other: <u>Monorail</u>	20.00							\$20.00	5690
Other: <u>Tips</u>	8.00	3.00	5.00	2.00		1.00	5.00	\$24.00	
Other:								\$0.00	
Other:								\$0.00	
<b>Purpose of the Expense:</b>	Customer Service ShortTel System implementation meals, hotel, gratuities for MTC Team & Vendor; Meeting w/new collections vendor, CSR Training, new C's Office lease, etc					<b>Payment Recap</b>			
<b>Business Benefit:</b>						<b>Total of the Front of the Expense Form:</b>		<b>\$1,918.95</b>	
<b># Days on Business:</b>	7					<b>Subtract Any Advance:</b>		<b>less</b>	
<b>Explanation:</b>	Meals and Hotel for self+Karen Sasic, Tom Ostler, Jim Casados; meals for KS, TO, JC, Bill Sowell, Hardik Dave and Grace Dugan and 2/7, 8 incl. Liz Sowell; 2/9, 2/10 incl. Kristian Bailey and Jeff Sieber from Transcend/Shoretel incl Rick Durham 2/9					<b>Net Amount Due to the Employee:</b>		<b>\$1,918.95</b>	
<b>Authorized Signature:</b>						<b>Employee Signature:</b>			
<b>Date Authorized:</b>	2-17-10					<b>Date Signed:</b> 2-17-10			

FEB 22 2010



## EXPENSE REPORT FORM

Name **Don Sudduth**  
 Business Unit **Project 2010188**

Date Co / Sub	2/7/10	2/8/10	2/9/10	2/10/10	2/11/10	2/12/10	2/13/10	Total	Account Codes	
	2010188	2010188	2010188	2010188	2010188	2010188	2010188			
Meals	134.05	243.63	292.04	86.41	235.79	128.64	54.33	\$1,174.89	6200	
Hotel ( room, tax, phone calls)	300.16 ✓					341.90 ✓		\$642.06	6185	
Mileage Driven										
Mileage Value @ 0.485	0.00	0.00	0.00	0.00	0.00	0.00	0.00	\$0.00	5880	
Airfare (including penalties)								\$0.00	6190	
Car Rental (including fuel)						35.00		\$35.00	6185	
Parking	23.00							\$23.00	6185	
Tolls								\$0.00	6185	
Taxi - Limousine								\$0.00	6185	
Entertainment								\$0.00	5825	
Education								\$0.00	5820	
Other: Monorail	20.00 ✓							\$20.00	5690	
Other: Tips	8.00	3.00	5.00	2.00		1.00	5.00	\$24.00		
Other:								\$0.00		
Other:								\$0.00		
<b>Purpose of the Expense:</b>	Customer Service ShorTel System implemenetaion meals, hotel, gratuities for MTC Team & Vendor; Meeting w/new collections vendor CSR Training new Cs Office lease etc						<b>Payment Recap</b>			
<b>Business Benefit:</b>							<b>Total of the Front of the Expense Form:</b>	<b>\$1,918.95</b>		
<b># Days on Business:</b>	7						<b>Subtract Any Advance:</b>	less		
<b>Explanation:</b>	H Meals and Hotel for self+Karen Sasic, Tom Ostler, Jim Casados; melas for KS, TO, JC, Bill Sowell, Hardik Dave and Grace Dugan and 2/7, 8 incl. Liz Sowell; 2/9, 2/10 incl. Kristian Bailey and Jeff Sieber from Transcend/Shoretel incl Rick Durham 2/9						<b>Net Amount Due to the Employee:</b>	<b>\$1,918.95</b>		
<b>Authorized Signature:</b>							<b>Employee Signature:</b>			
<b>Date Authorized:</b>							<b>Date Signed:</b>	2-17-10		



**maximumVegas: MGM GRAND.**  
THE CITY OF ENTERTAINMENT.  
 LAS VEGAS

Thank you for selecting MGM Grand, Las Vegas. It is our pleasure to confirm your reservation, and we look forward to welcoming you as a guest to our hotel. If you need any assistance with your reservation, please contact MGM Grand at 877-880-0880.

**Confirmation: PH0858**

**Arrival:** Sun February 07, 2010

**Staying:** 1 night

**Departure:** Mon February 08, 2010

**Guests:** 1

**Accommodations:** Grand Tower Room(s) - Restoration Awaits

**Check-In:** 3:00 PM; **Check-Out:** 11:00 AM

Please note room preferences and special requests are not guaranteed.

---

### Guest Information

Donald Sudduth  
 3221 Curving Oaks Way  
 Orlando, FL 32820

### Billing Information

**Total:** \$150.08  
**Deposit Paid:** \$150.08  
**Credit Card:** 4144

---

### Contact Information

Please contact the Concierge to assist with arranging show tickets, restaurant, golf, and spa reservations.

Call: 1.877.660.0660

Hours: 6:00am - 12:00am PST

---

### Terms & Conditions

**Guarantee/Deposit:** Reservations require a one-night (room and tax) deposit at the time of booking. Authorized credit card holder must present same credit card at check-in. At check-in, the credit card will be authorized for \$200 above room and tax charges to cover incidental charges, debit cards are not accepted.

**No-Show/Cancellation:** Reservations must be cancelled 48 hours prior to arrival date. Failure to do so will result in a one-night room and tax cancellation/no-show charge.

**Extra Person Charge:** Rates are based on single or double occupancy. An additional \$35.00 USD per person charge, per night, will be applied for 3rd and 4th party occupants. Maximum of four adults per room.

**Check In - 3:00pm/Check Out - 11:00am:** For a late check out between 12:00pm and 6:00pm, a half-day prevailing rate charge will be applied. Must be at least 21 years old or older to check in. We are unable to guarantee specific room types and locations, however a sincere effort will be made.

**Average Rate:** The rate quoted is an average rate. Actual daily rates may vary. Your first night deposit will be the amount of the actual first night's daily rate plus twelve percent (12%) hotel tax. Should you need to revise your arrival date on your existing reservation the rate is subject to change.

Papa John's  
Restaurant #3359  
150 S Highway 160 # C-1  
Burlingame, NV 89048  
727-2345

HOME | CATERING MENU | PLAN AHEAD ORDERING | GIFT CARDS | EMAIL SPECIALS | REGISTER | ESPAÑOL

WWW 02/10/2010 06:12pm  
\*\*\*\*\*

OnLine Order

Name: Casados  
\*\*\*\*\*  
Restaurant Order #: 0055  
Order ID #: 98818628

Thank you for your order - Thank you!

Submitted to your local Papa John's.  
Total including sales tax and the estimated Delivery/Carryout Time

Print

Visa

Account #: XXXXXXXXXXXXXXX4144  
Authorization #: 03740B  
Reference #: 6699  
Batch ID: 895  
Order Amount: 71.34  
Tax: 5.07  
Total Amount: 76.41  
Visa: 76.41

From: Papa John's # 3359  
150 S. Highway 160 #c-12  
Burlingame, NV 89048  
Hours: 10:00 am - 11:00 pm

Tip: 10.00  
Total: 86.41  
Addtl Tender Amt: 0.00

	Total
Mushrooms, Onions, Green	\$15.99
ZZ	\$7.99
ZZ	\$12.77
ZZ	\$9.99
	\$4.47
	\$11.92
	\$5.96
	\$69.09
	\$2.28
	\$2.25
	\$5.07
	\$10.00
	\$86.41
Card:	\$86.41

Customer Signature

EC  
\*\*\*\*\*  
Customer Copy  
\*\*\*\*\*

I agree to pay total amount according to the card issuer agreement.

Thank You For Choosing  
Papa John's

Join Netflix and get a \$10 Papa John's Gift Card



Instantly watch some movies & TV ep series on your PC, Mac or right on your TV

PLUS  
Get DVDs by mail

[Click here](#)



HOME | COMPANY INFO | PARTNERS | CUSTOMER FEEDBACK | PRIVACY POLICY | ESPAÑOL

©Copyright 2009 Papa John's International Inc. All Rights Reserved

1002102111-01

CI:- BTERLAJE 2/12/10 4:45 PM

CO:

Arrival Date: 2/12/10

Departure Date: 2/13/10



3655 Las Vegas Blvd. South Las Vegas, NV 89109  
FOR RESERVATIONS CALL 1-888-266-5687  
702-946-7000

Name: TOM OSTLER  
\*REF:13101786949

Address: 6008 94TH CT

KENOSHA WI 53142-7625

Group Code: LVFF0

Casino ID:

Resv ID: 402205773307

Room #: PP 559

Folio ID: 402205803695

Page: 1

Date	Reference	Description	Charges	Credits	Balance
02/12/10	PP 559	ROOM CHARGE PP 559	80.00		
		TAX	9.60		89.60
02/12/10		APPLIED DEPOSIT *****4144		89.60	
					.00

Thank You for Staying at Paris Las Vegas

CI: BTERLAJE 2/12/10 4:43 PM  
CO: NFUSCO 2/13/10 8:48 AM

Arrival Date: 2/12/10  
Departure Date: 2/13/10



3655 Las Vegas Blvd. South Las Vegas, NV 89109  
FOR RESERVATIONS CALL 1-888-266-5687  
702-946-7000

Name: JIM CASADOS

Address: 6008 94TH CT

KENOSHA WI 53142-7625

Group Code: CPCASR0

Casino ID: 0668460

Resv ID: 402205772636

Room #: PP 554

Folio ID: 402205803486

Page: 1

Date	Reference	Description	Charges	Credits	Balance
02/12/10	PP 554	ROOM CHARGE PP 554	60.00		
		TAX	7.20		67.20
02/12/10		APPLIED DEPOSIT *****4144		67.20	
					.00

Thank You for Staying at Paris Las Vegas

Cl: BTERLAJE 2/12/10 4:46 PM

CO: NFUSCO 2/13/10 8:48 AM

Arrival Date: 2/12/10

Departure Date: 2/13/10



3655 Las Vegas Blvd. South Las Vegas, NV 89109  
 FOR RESERVATIONS CALL 1-888-266-5687  
 702-946-7000

Name: DONALD SUDDUTH  
 \*REF:13101786949

Address: 6008 94TH CT

KENOSHA WI 53142-7625

Group Code: LVFF0

Casino ID:

Resv ID: 402205773142

Room #: PP 556

Folio ID: 402205803823

Page: 1

Date	Reference	Description	Charges	Credits	Balance
02/12/10	PP 556	ROOM CHARGE PP 556	80.00		
		TAX	9.60		89.60
02/12/10		APPLIED DEPOSIT *****4144		89.60	
02/12/10	5556760	LE JOURNAL	5.90		5.90
02/13/10		FRONT DESK VISA *****4144		5.90	
					.00

Thank You for Staying at Paris Las Vegas



Cl: BTERLAJE 2/12/10 4:44 PM

CO:

Arrival Date: 2/12/10  
Departure Date: 2/13/10



3655 Las Vegas Blvd. South Las Vegas, NV 89109  
FOR RESERVATIONS CALL 1-888-266-5687  
702-946-7000

Name: KAREN SASIC  
\*REF:13101786949

Address: 6008 94TH CT

KENOSHA WI 53142-7625

Group Code: LVFF0

Casino ID:

Resv ID: 402205773226

Room #: PP 557

Folio ID: 402205803595

Page: 1

Date	Reference	Description	Charges	Credits	Balance
02/12/10	PP 557	ROOM CHARGE PP 557	80.00		.
		TAX	9.60		89.60
02/12/10		APPLIED DEPOSIT *****4144		89.60	
					.00

Thank You for Staying at Paris Las Vegas

02/12/10 19:00

SALES DRAFT

The Coffee Shop  
Treasure Island  
3000 Las Vegas Blvd  
Las Vegas, NV 89119  
(702) 944-7444

THANK YOU FOR EATING AT MCDONALD'S  
IF YOU HAVE ANY QUESTIONS, COMMENTS,  
CONCERNS, PLEASE CONTACT ROBERTO  
AT 702-367-2241 OR 702-384-3950

THANK YOU FOR EATING AT MCDONALD'S  
IF YOU HAVE ANY QUESTIONS, COMMENTS, OR  
CONCERNS, PLEASE CONTACT ROBERTO  
AT 702-367-2241 OR 702-384-3950

2340 SOUTH RAINBOW  
LAS VEGAS, NV 89146

MERCH ID: 6702213027?  
CASHIER: SUE  
TERMINAL: 637 The Coffee S

2340 SOUTH RAINBOW  
LAS VEGAS, NV 89146

THANK YOU

Visa

THANK YOU

RAINBOW&SAHARA

TEL# (702)367-2241

NAME: SUDDUTH/DONALD  
NUMBER: XXXXXXXX4144  
EXPIRE: XX/XX  
AUTH: 012728  
AMOUNT: 87.78

RAINBOW&SAHARA  
48 KS#04  
STORE# 12067

TEL# (702)367-  
Feb.12'10(Fri)  
MER# KB3261225

48 KS#04  
STORE# 12067

S#1

Feb.12'10(Fri)14:01  
MER# KB32612257001

Order #449 EAT IN

Order #448 EAT IN

CHECK: 6433840  
TABLE: 170  
TOTAL: 87.78

1 MED COKE  
SUB TOTAL  
EAT IN TAX

1 CHEESE 0.30  
1 BBQ SAUCE 0.00  
1 5 CHICKEN SELECTS 5.09  
1 QTR CHEESE MEAL 3.70  
1 FILET-O-FISH 2.79  
1 XTRA ONLY CHEESE  
XTRA CHEESE  
1 FILET-O-FISH MEAL 3.30  
1 NO TARTAR  
1 MED FRENCH FRIES 1.29  
3 MED COKE 4.47  
1 MED DIET COKE 1.49  
SUB TOTAL 22.43  
EAT IN TAX 1.82  
-----  
24.25

GRATUITY: 15.00  
TOTAL: 102.78

CARD ISSUER ACCOUNT #  
VISA SALE \*\*\*\*\*4144  
TRANSACTION AMOUNT  
AUTH CODE 04332B SEQ# 1365

CARD ISSUER ACCOUNT #  
VISA SALE \*\*\*\*\*4144  
TRANSACTION AMOUNT 24.25  
AUTH CODE 01503B SEQ# 1363  
CASH TENDERED 0.00  
CHANGE 0.00

X  
SIGNATURE

CASH TENDERED  
CHANGE

Customer Copy

Terrible Herbst 187  
771 s> Frontage Rd.  
Pahrump, No

Terrible Herbst #187  
771 S. Frontage Rd Pahrump NV  
STN# 00207104

Credit Card Receipt

SUDDUTH/DONALD

XXXXXXXXXXXX4144 E/VISA  
ARROWHEAD EA 3 @ 0.99 2.97  
Dtdr Pppr20z 1.49

Items: 4 Subtotal 4.46

Tax 0.00  
Total 4.46

Credit Card(USD\$) \$4.46

Invoice#: 0458222

Auth#: 06367B

\*\*\* Customer Copy \*\*\*

Tell us about  
your shopping  
experience by  
logging onto  
Survey.Chevron.com

2313324e38s201411 02/08/10 06:05:49

Thank You  
Call Again

Welcome to Dunkin' Donuts  
Store #345928  
6275 South Rainbow Blvd, Las Vegas  
2/8/2010 6:34:15 AM  
Eat In

Order Number: 394004

Register:1 Tran Seq No: 394004

Cashier:trainposb t.

1 Ht Cof LG OrigBlnd 1.99  
1 Reg -Crm&Sug  
4 Donut 3.96  
1 Ht Cof XL OrigBlnd 2.29  
1 Reg -Crm&Sug  
1 Plain Bagei 1.09  
1 Butter  
1 Latte LG Original 2.69  
1 Mocha Swirl  
1 Crois Plain 1.39  
1 Hot Coffee & 2-1 Donut (LG) (0.38)  
1 Hot Coffee & 2-1 Donut (XL) (0.38)

Sub. Total: \$12.65  
Tax: \$1.02  
Total: \$13.67  
Discount Total: (\$0.76)

Change \$0.00  
DD Card: \$13.67

\*\*\*\*\*

HEY AMERICA!

WANT A FREE DONUT WHEN YOU PURCHASE A  
MEDIUM OR LARGER BEVERAGE?

Go to TELLDUNKIN.COM within

3 days; tell us about your visit.

Enter Validation Code: \_\_\_\_\_

Visit DunkinDonuts.com for  
coupon restrictions.

Franchisee: Please use PLU #201

Store #345928  
Please come again  
Paul & Kerri

PAPA MAMA & BROT STEAKHOUSE  
 CHEFF: 0001  
 TABLE: 1/1  
 SERVER: ANN  
 DATE: FEB 06 10 8:22 AM  
 CARD TYPE: VISA  
 ACCT #: XXXXXXXXXXXXX4144  
 EXP DATE: XX/XX  
 AUTH CODE: 061838  
 RESEARCH: 000000000000  
 DONALD SUDDUTH

SUBTOTAL: 140.90  
 Tip: 28.00  
 Total: 168.90

Signature:

Mom's Diner  
 1240 E State Street  
 Pahrump, NJ 89048  
 (775) 751-9929

COPY  
 02/09/2010 17:18  
 Sale:

Transaction # 8  
 Card Type: VISA  
 Acc: \*\*\*\*\*4144  
 Entry: Swiped  
 Svr # 1  
 Bse Amt 39.78

Tip Amount \$ 8.00

Total Amt: \$ 47.78

Reference No.: 004020932060  
 Auth.Code: 02590B  
 Response: APPROVAL 02590B  
 Sequence Number: 0012

Thank you for your business

Terrible Herbst 187  
 771 S Frontage Rd.  
 Pahrump, Nv

Terrible Herbst #187  
 771 S. Frontage Rd Pahrump NV  
 SIN# 00207104

Credit Card Receipt

SUDDUTH/DONALD  
 XXXXXXXXXXXXXXX4144 E/VISA  
 0.89 2.97  
 3 Subtotal 2.97  
 tax 0.00  
 Total 2.97  
 Credit Card (USD) 52.97

invoice#: 0458514  
 auth#: 012468

\*\*\* Customer Copy \*\*\*

Tell us about  
 your shopping  
 experience by  
 logging onto  
 Survey.Chevron.com

2314336e16s2015t1 02/09/10 07:40:45

Thank You  
 Call Again

PAHRUMP NUGGET STEAKHOUSE  
 CHECK: 1129  
 TABLE: 17/1  
 SERVER: 708 CHRISTI  
 DATE: FEB09'10 8:20PM  
 CARD TYPE: VISA  
 ACCT #: XXXXXXXXXXXXX4144  
 EXP DATE: XX/XX  
 AUTH CODE: 01540B  
 RESEARCH: 000000000000  
 DONALD SUDDUTH

SUBTOTAL: 191.29  
 Tip: 50.00  
 Total: 241.29

Signature:

PAHRUMP NUGGET STEAKHOUSE  
 CHECK: 1211  
 TABLE: 24/1  
 SERVER: 701 DANA  
 DATE: FEB11'10 8:28PM  
 CARD TYPE: VISA  
 ACCT #: XXXXXXXXXXXXX4144  
 EXP DATE: XX/XX  
 AUTH CODE: 04470B  
 RESEARCH: 000000000000  
 DONALD SUDDUTH

SUBTOTAL: 165.27  
 Tip: 22.50  
 Total: 187.77

Signature:

.....  
 Mom's Diner  
 1240 E State Street  
 Pahrump, NV 89048  
 (775) 751-9929

COPY  
 02/11/2010 18:32  
 Sale:

Transaction # 11  
 Card Type: VISA  
 #: XXXXXXXXXXXXX4144  
 Card # Swiped  
 Exp # 1  
 Amt: 40.02

Amount \$ 8.00  
 Total Amt: \$ 48.02

Reference No.: 004222888520  
 Auth Code: 03827B  
 Response: APPROVAL 03827B  
 Reference Number: 0012

Thank you for your business

Fills #1  
 Do You Have A New  
 Coffee Club Card??  
 Fills #1  
 7110 S DURANGO DR  
 LAS VEGAS, NV 89113  
 Merchant#: 5M32850329002  
 02/12/10 13:20:06

UNLD BLND/Self  
 Pump#11 Prepa 13.0156 @ 2.689 35.00  
 Subtotal 35.00  
 Sales Tax 0.00  
 Total \$35.00  
 (in USD\$) \$35.00  
 Charge \$0.00  
 SUDDUTH/DONALD XXXXXXXXXXXXX4144  
 VIS  
 Trans# 246896 Approval# 00760B  
 Card Total: \$35.00

\*\*\* Customer signature on file \*\*\*  
 Trans ID# 734895  
 \$484+3  
 Thanks For Visiting  
 Fills #1  
 Want A Car Wash?

South Point Hotel & Casino  
9777 Las Vegas Blvd South  
Las Vegas, NV 89189  
2/7/2010 12:01

Garden Buffet  
Check: 2517644  
Server: Jamie      Guests: 5  
Terminal: 251

REGULAR  
5 Brunch      69.75  
@ 13.95  
  
Subtotal      69.75  
Tax      5.65  
Total      75.40

VISA      75.40  
XXXXXXXXXXXX4144  
SUDDUTH/DONALD  
  
GRAND TOTAL      75.40

T251 0226478 2/7/2010 12:01  
www.southpointcasino.com  
702-796-7111  
\*\*\*THANK YOU\*\*\*

02/07/10      21:57  
SALES DRAFT  
Studio Cafe

3799 Las Vegas Boulevard South  
Las Vegas, NV 89109  
(800)929-1111

MERCH ID: 67415980309  
CASHIER: Yohann  
TERMINAL: 325 Studio Cafe

Visa  
NAME: SUDDUTH/DONALD  
NUMBER: XXXXXXXXXXXX4144  
EXPIRE: XX/XX  
AUTH: 01850B  
AMOUNT: 46.21  
  
CHECK: 3212376  
TABLE: 114  
  
TOTAL: 46.21

GRATUITY: 9.00  
  
TOTAL: 55.21

I agree to pay above total amount according to my card issuer agreement.  
  
X \_\_\_\_\_  
SIGNATURE

Customer Copy

Jano  
Jim C  
Kevin S.  
MK

Mom's Diner  
1240 E State Street  
Pahrump, NV 89048  
(775) 751-9929

COPY  
02/08/2010 17:31  
Sale:

Transaction #      15  
Card Type:      VISA  
Acc:      \*\*\*\*\*4144  
Entry:      Swiped  
Srvr #      1  
Bee Amt:      47.60

Tip Amount \$ 9.00  
  
Total Amt: \$ 56.60

Reference No.:  
003921969896  
Auth Code:      01466B  
Response: APPROVAL 01466B  
Sequence Number:      0016

Thank you for your business

Welcome to Dunkin' & Baskin Robbins  
 Store #338746  
 1650 N Alafaya Trl, Orlando  
 Ph 407 384 9377  
 2/7/2010 6:43:15 AM  
 Drive-Thru

Order Number: **253140**

Register: 5 Tran Seq No: 253140  
 Cashier: Brandy E.

1	Ht. Cof LG OrigBlnd	1.89
1	Plain Bagel	1.09
1	Butter	0.25
Sub. Total:		\$3.23
Tax:		\$0.21
Total:		\$3.44
Discount Total:		\$0.00
Change		\$0.00
DD Card:		\$3.44

8.00  
 54.83

DD Card  
 Card Num : XXXXXXXXXX  
 Terminal : 97800013761  
 Approval : 650647

Balance : \$ 61.06

\*\*\*PRINTED AT THE END OF THE RECEIPT\*\*\*

\*\*\*\*\*

**HEY AMERICA!**

**WANT A FREE DONUT WHEN YOU PURCHASE A MEDIUM OR LARGER BEVERAGE?**  
 Go to [TELLDUNKIN.COM](http://TELLDUNKIN.COM) within 3 days; tell us about your visit.  
 Enter Validation Code: \_\_\_\_\_  
 Visit [DunkinDonuts.com](http://DunkinDonuts.com) for coupon restrictions.  
 Franchisee: Please use PLU #201

Thank You Come Back Again

FIVE STAR PARKING  
 5757 WAYNE NEWTON BLVD.  
 LAS VEGAS, NV 89119

02/07/2010 14:42:32  
 Merchant ID: 00000000564982  
 Terminal ID: 00829834  
 227502894990

CREDIT CARD  
 VISA SALE

CARD # XXXXXXXXXXXXXXXX  
 INVOICE 1046  
 Batch #: 13649  
 Approval Code: 069568  
 Entry Method: Swiped  
 Approved: Online

SALE AMOUNT \$23.00

**RECEIPT**

02/07/2010  
 08:50 PM  
 LAS VEGAS MONORAIL  
 Bally's & Paris La  
 TVM# 38

CREDIT CARD SALE  
 CHRD : 4144  
 AUTH # : 03403B  
 BANK REF #3692  
 SALES AMT. : \$20.00

Single Ride  
 # 000166 - 038

301001 30

### EXPENSE REPORT FORM

Batch 16488

Name Don Sudduth

Doc 238669

Business Unit Project 2010188

105

Date Co / Sub	2/16/10		2/17/10						Total	Account Codes
	2010188		2010188							
Meals	25.97								\$25.97	6200
Hotel ( room, tax, phone calls)									\$0.00	6185
Mileage Driven										
Mileage Value @ 0.485	0.00	0.00	0.00	0.00	0.00	0.00	0.00	0.00	\$0.00	5880
Airfare (including penalties)			167.90						\$167.90	6190
Car Rental (including fuel)									\$0.00	6185
Parking									\$0.00	6185
Tolls									\$0.00	6185
Taxi - Limousine									\$0.00	6185
Entertainment									\$0.00	5825
Education									\$0.00	5820
Other:									\$0.00	5690
Other: Tips									\$0.00	
Other:									\$0.00	
Other:									\$0.00	
Purpose of the Expense:	CS Optimization Planning lunch meeting w/Karen S. and Ann R. to implement SC to FL CS Phone System Cutover 3/1 (airfare only)					Payment Recap				
Business Benefit:						Total of the Front of the Expense Form:				\$193.87
# Days on Business:	2						Subtract Any Advance: less			
Explanation:	Meal for self + Karen + Ann. Airfare to Charlotte for NC phone system cutover, training					Net Amount Due to the Employee:				\$193.87
Authorized Signature:						I hereby certify that the above expenditures represent cash spent for legitimate company business only and include no items of a personal nature.				
Date Authorized:	<u>2-17-10</u>					Employee Signature:				
						Date Signed:		<u>2-17-10</u>		


FEB 22 2010

RECEIVED  
FEB 22 2010



# EXPENSE REPORT FORM

Name **Don Sudduth**  
 Business Unit **Project 2010188**

Date Co / Sub	2/16/10	2/17/10							Total	Account Codes	
	2010188	2010188									
Meals	25.97 ✓								\$25.97	6200	
Hotel ( room, tax, phone calls)									\$0.00	6185	
Mileage Driven											
Mileage Value @ 0.485	0.00	0.00	0.00	0.00	0.00	0.00	0.00	0.00	\$0.00	5880	
Airfare (including penalties)		167.90 ✓							\$167.90	6190	
Car Rental (including fuel)									\$0.00	6185	
Parking									\$0.00	6185	
Tolls									\$0.00	6185	
Taxi - Limousine									\$0.00	6185	
Entertainment									\$0.00	5825	
Education									\$0.00	5820	
Other:									\$0.00	5690	
Other: Tips									\$0.00		
Other:									\$0.00		
Other:									\$0.00		
<b>Purpose of the Expense:</b>		CS Optimization Planning lunch meeting w/Karen S. and Annn R. to iplement SC to FL. CS Phone Sytem Cutover 3/1 (airfare only)					<b>Payment Recap</b>				
<b>Business Benefit:</b>							<b>Total of the Front of the Expense Form:</b>		<b>\$193.87</b>		
<b># Days on Business:</b>		2					<b>Subtract Any Advance:</b>		less		
<b>Explanation:</b>		Meal for self + Karen + Ann. Airfare to Charlotte for NC phone system cutover, training					<b>Net Amount Due to the Employee:</b>		<b>\$193.87</b>		
							<i>I hereby certify that the above expenditures represent cash spent for legitimate company business only and include no items of a personal nature.</i>				
<b>Authorized Signature:</b>							<b>Employee Signature:</b>				
<b>Date Authorized:</b>							<b>Date Signed:</b>		2-17-10		

Book travel | Travel tools | Dividend Miles | Specials | Contact US |

1 Search | 2 Choose | 3 Passengers | 4 Payment | 5 Confirmation



### Your reservation

**Confirmation code:** CR8ZSM

**Date issued:** Wednesday, February 17, 2010

**Depart:** Orlando, FL → Charlotte, NC

**Depart:** Monday, March 01, 2010 10:25 AM MCO

**Arrive:** Monday, March 01, 2010 12:04 PM CLT

**Return:** Charlotte, NC → Orlando, FL

**Depart:** Friday, March 05, 2010 04:35 PM CLT

**Arrive:** Friday, March 05, 2010 08:17 PM MCO

[Print or view trip details](#)

[Change reservation](#)

[Email Itinerary](#)

[Download to Outlook](#)

### Total travel cost (1 passenger)

1 adult \$137.67 ( fare )  
Taxes and fees \$30.23

**Fare total \$167.90 Non-refundable**

**Total \$167.90**

↳ Charged to Donald E Sudduth  
\*\*\*\*\*4144 (Visa)

### Trip insurance

Trip Insurance gives you greater peace of mind. When plans change or a cancellation occurs, trip insurance from Access America helps reimburse expenses for covered reasons. [Learn more](#)

### Save with Avis

Through December 31, 2010, get 500 miles and up to 25% off rentals. Use coupon # MUAA051 and AWD # K024300. [Book now.](#)

### Hotels

You've got your flight, [now book a hotel!](#)

### Helpful links

#### Travel tools and tips

[Airport check-in times](#)

[Airport security information](#)

[Exchange currency](#)

[US Airways Club](#)

[Seated in an exit row? Read about checking in.](#)

#### Trip information

[Baggage policies](#)

[Flight status information](#)

[What to expect in the air](#)

[Manage your reservation](#)



BY CHOICE HOTELS

# COMFORT INN - EXECUTIVE PARK

5822 WESTPARK DRIVE  
CHARLOTTE, NC 28217 USA  
Phone: (704) 525-2626  
Fax: (704) 525-3372  
gm.nc022@choicehotels.com

Batch	Amount Due	Due Date
76599	191.79	Upon Receipt

Account Number: 317  
Invoice Number: 29003  
Invoice Date: 02/12/10  
Page 1 of 1

3015225

Doc 239601

CAROLINA WATER SERVICE, INC  
2335 SANDERS ROAD  
NORTHBROOK, IL 60062 US

## Invoice

Please call (704) 525-2626 if you should have any questions regarding this statement.

Post Date	Guest Account	Guest Name	Company Information	Amount
02/12/10	307964	MATTHEWS, LINDA	CAROLINA WATER SERVICE, INC	191.79
<b>Invoice Total:</b>				<b>191.79</b>

2010188

CAROLINA WATER SERVICE, INC  
2335 SANDERS ROAD  
NORTHBROOK, IL 60062 US

RECEIVED  
FEB 23 2010

Please make checks payable to:

COMFORT INN - EXECUTIVE PARK

317	29003	191.79	Upon Receipt
-----	-------	--------	--------------

Please return this stub with your payment.



BY CHOICE HOTELS

# COMFORT INN - EXECUTIVE PARK

5822 WESTPARK DRIVE  
CHARLOTTE, NC 28217 USA  
gm.nc022@choicehotels.com



BY CHOICE HOTELS

### COMFORT INN - EXECUTIVE PARK (NC022)

5822 WESTPARK DRIVE  
CHARLOTTE, NC 28217 USA  
Phone: (704) 525-2626  
Fax: (704) 525-3372  
gm.nc022@choicehotels.com

Account: NC022 - 307964

Date: 02/12/10

Page: 1 of 1

Room: 319 BAF

Arrival Date: 02/09/10 18:03

Departure Date: 02/12/10 08:43

Frequent Traveler ID:

You were checked out by: KAREN

You were checked in by: KAREN

CAROLINA WATER SERVICE, INC

MATTHEWS, LINDA  
PO BOX 185  
LAKEVIEW, NC 28350 US  
lcmatthews@uiwater.com

Post Date	Description	Comment	Amount
02/09/10	ROOM CHARGE	#319 MATTHEWS, LINDA	54.99
02/09/10	STATE TAX	STATE TAX	4.54
02/09/10	COUNTY TAX	COUNTY TAX	4.40
02/10/10	ROOM CHARGE	#319 MATTHEWS, LINDA	54.99
02/10/10	STATE TAX	STATE TAX	4.54
02/10/10	COUNTY TAX	COUNTY TAX	4.40
02/11/10	ROOM CHARGE	#319 MATTHEWS, LINDA	54.99
02/11/10	STATE TAX	STATE TAX	4.54
02/11/10	COUNTY TAX	COUNTY TAX	4.40
02/12/10	DIRECT BILL DUE	DIRECT BILL DUE	-191.79
<b>Balance Due:</b>			<b>0.00</b>

By paying with my credit card, I agree to pay the above total charge amount according to the card issuer agreement.

x \_\_\_\_\_

191.79 will be billed to: Account 317  
CAROLINA WATER SERVICE, INC, 2335 SANDERS ROAD, NORTHBROOK, IL 60062 US



BY CHOICE HOTELS

### COMFORT INN - EXECUTIVE PARK (NC0

5822 WESTPARK DRIVE  
CHARLOTTE, NC 28217 USA  
Phone: (704) 525-2626  
Fax: (704) 525-3372  
gm.nc022@choicehotels.com

Room: 319

Arrival Date: 02/09/10

Departure Date: 02/12/10

Account: NC022 - 307964

Frequent Traveler ID:

Approval Number:

Card Type:

Date: 2/12/2010

Card Number:

Total:

LINDA MATTHEWS  
PO BOX 185  
LAKEVIEW, NC 28350 US  
lcmatthews@uiwater.com

By paying with my credit card, I agree to pay the above total charge amount according to the card issuer agreement.

x \_\_\_\_\_

Thank you for your business! Book your next reservation on choicehotels.com for the best internet rates guaranteed.



BY CHOICE HOTELS

# COMFORT INN - EXECUTIVE PARK

5822 WESTPARK DRIVE  
CHARLOTTE, NC 28217 USA  
Phone: (704) 525-2626  
Fax: (704) 525-3372  
gm.nc022@choicehotels.com

Batch

76599

Amount Due	Due Date
127.86	Upon Receipt

Doc

239602

Account Number: 317  
Invoice Number: 29192  
Invoice Date: 02/19/10

Page 1 of 1

3015225

CAROLINA WATER SERVICE, INC  
2335 SANDERS ROAD  
NORTHBROOK, IL 60062 US

## Invoice

Please call (704) 525-2626 if you should have any questions regarding this statement.

Post Date	Guest Account	Guest Name	Company Information	Amount
02/19/10	308583	MATTHEWS, LINDA		127.86
<b>Invoice Total:</b>				<b>127.86</b>

2010188

RECEIVED  
FEB 24 2010

CAROLINA WATER SERVICE, INC  
2335 SANDERS ROAD  
NORTHBROOK, IL 60062 US

Please make checks payable to:

COMFORT INN - EXECUTIVE PARK

Account Number	Invoice Number	Amount Due	Due Date
317	29192	127.86	Upon Receipt

Please return this stub with your payment.



BY CHOICE HOTELS

# COMFORT INN - EXECUTIVE PARK

5822 WESTPARK DRIVE  
CHARLOTTE, NC 28217 USA  
gm.nc022@choicehotels.com



BY CHOICE HOTELS

**COMFORT INN - EXECUTIVE PARK (NC022)**

5822 WESTPARK DRIVE  
CHARLOTTE, NC 28217 USA  
Phone: (704) 525-2626  
Fax: (704) 525-3372  
gm.nc022@choicehotels.com

Account: NC022 - 308583  
Date: 02/19/10  
Page: 1 of 1  
Room: 304 BAR  
Arrival Date: 02/17/10 18:27  
Departure Date: 02/19/10 08:58  
Frequent Traveler ID:

You were checked out by: NICOLE  
You were checked in by: ALISHA

MATTHEWS, LINDA  
X  
CHARLOTTE, NC 28217 US

Post Date	Description	Comment	Amount
02/17/10	ROOM CHARGE	#304 MATTHEWS, LINDA	54.99
02/17/10	STATE TAX	STATE TAX	4.54
02/17/10	COUNTY TAX	COUNTY TAX	4.40
02/18/10	ROOM CHARGE	#304 MATTHEWS, LINDA	54.99
02/18/10	STATE TAX	STATE TAX	4.54
02/18/10	COUNTY TAX	COUNTY TAX	4.40
02/19/10	DIRECT BILL DUE	DIRECT BILL DUE	-127.88
<b>Balance Due:</b>			<b>0.00</b>

By paying with my credit card, I agree to pay the above total charge amount according to the card issuer agreement.

x \_\_\_\_\_  
127.86 will be billed to: Account 317  
CAROLINA WATER SERVICE, INC, 2335 SANDERS ROAD, NORTHBROOK, IL 60062 US



BY CHOICE HOTELS

**COMFORT INN - EXECUTIVE PARK (NC0**

5822 WESTPARK DRIVE  
CHARLOTTE, NC 28217 USA  
Phone: (704) 525-2626  
Fax: (704) 525-3372  
gm.nc022@choicehotels.com

Room: 304  
Arrival Date: 02/17/10  
Departure Date: 02/19/10  
Account: NC022 - 308583  
Frequent Traveler ID:

Approval Number:  
Card Type:  
Date: 2/19/2010  
Card Number:  
Total:

LINDA MATTHEWS  
X  
CHARLOTTE, NC 28217 US

By paying with my credit card, I agree to pay the above total charge amount according to the card issuer agreement.

x \_\_\_\_\_

Thank you for your business! Book your next reservation on choicehotels.com for the best internet rates guaranteed.

# EXPENSE REPORT FORM

3089791

Name: [REDACTED]  
 Company: [REDACTED]  
 Subdivision: [REDACTED]

Date	1/26/10	1/27/10	2/5/10	2/5/10				Total	Account Codes
	182234	182234	182100	801100					
Mails	19.99	19.10		17.90	2010188			\$56.99	7758370
Hotel ( room, tax, phone calls)	112.61							\$112.61	7758365
Mileage Driven									
Mileage Value @ 0.50	0.00	0.00	0.00	0.00	0.00	0.00	0.00	\$0.00	6759010
Airfare (including penalties)				182234. 6200-39.09				\$0.00	7758365
Car Rental (including fuel)				2010188 -17.90				\$0.00	7758365
Parking				182234. 6185-112.61				\$0.00	7758365
Tolls				182234. 5900-21.55				\$0.00	7758365
Taxi - Limousine				191.15				\$0.00	7758365
Entertainment								\$0.00	7738390
Education								\$0.00	7048055
Other: / Rate School registration								\$0.00	7048050
Other:			21.55					\$21.55	
Other:								\$0.00	
Other:								\$0.00	

Purpose of the Expense: [REDACTED]  
 Business Benefit: [REDACTED]  
 # Days on Business: [REDACTED]  
 Explanation: [REDACTED]

**Payment Recap**

Total of the Front of the Expense Form: **\$191.15**

Subtract Any Advance: **less**

Net Amount Due to the Employee: **\$191.15**

I hereby certify that the above expenditures represent cash spent for legitimate company business only and include no items of a personal nature.

Employee Signature: *[Signature]*  
 Date Signed: 3/1/10

Authorized Signature: *[Signature]*  
 Date Authorized: 3/1/10

Back 7/1/201  
 Date 2/4/1959  
 Doc

RECEIVED  
 MAR 03 2010







**Hampton Inn & Suites - Wilmington Eastwood**  
 124 Old Eastwood Road • Wilmington, NC 28403  
 Phone (910) 791-9899 • Fax (910) 791-9895

official sponsor u.s. olympic team



**LASHUA, MARTIN**  
 name  
 address

room number: 516/SXQI  
 arrival date: 1/26/2010 5:56:00PM  
 departure date: 1/27/2010  
 adult/child: 1/0  
 room rate: 99.00

If the debit/credit card you are using for check-in is attached to a bank or checking account, a hold will be placed on the account for the full anticipated dollar amount to be owed to the hotel, including estimated incidentals, through your date of check-out and such funds will not be released for 72 business hours from the date of check-out or longer at the discretion of your financial institution.

RATE PLAN LV1  
 HH# [redacted] SILVER  
 AL: US [redacted]  
 BONUS AL: [redacted] CAR:

CONFIRMATION NUMBER : 85670941

1/27/2010 PAGE 1

Rates subject to applicable sales, occupancy, or other taxes. Please do not leave any money or items of value unattended in your room. A safe deposit box is available for you in the lobby. I agree that my liability for this bill is not waived and agree to be held personally liable in the event that the indicated person, company or association fails to pay for any part or the full amount of these charges. I have requested weekday delivery of USA Today. If refused, a credit of \$0.75 will be applied to my account. In the event of an emergency, I, or someone in my party, require special evacuation assistance due to a physical disability. Please indicate yes by checking here:

signature:

date	reference	description	amount
1/26/2010	127694	GUEST ROOM	\$99.00
1/26/2010	127694	RM - STATE SALES TAX	\$7.67
1/26/2010	127694	RM - COUNTY OCCUPANCY TAX	\$5.94
		WILL BE SETTLED TO MC *9750	\$112.61
		EFFECTIVE BALANCE OF	\$0.00
EXPENSE REPORT SUMMARY			
	10 00:00:00	STAY TOTAL	\$112.61 \$112.61
ROOM & TAX			\$112.61 \$112.61
DAILY TOTAL			\$112.61 \$112.61

trip to Belvedere  
BU # 182234

*You have earned approximately 1138 HHonors points and approximately 99 miles with US Airways for this stay. To check your earnings for this stay or any other stay at any of more than 3,000 Hilton Fami*

*Earn a free night after 4 stays or 10 nights between now and 3/31/10 at participating hotels. Must register prior to check-in at hamptonoffer.com. Subject to full terms and conditions at hamptonoffer.*

for reservations call 1.800.hampton or visit us online at www.hampton.com

account no.	date of charge	folio/check no.
card member name	authorization	57302 A initial
establishment no. and location	establishment agrees to transmit to card holder for payment	purchases & services
		taxes
		tips & misc.
signature of card member	total amount	0.00
X		



thanks.

**Martin Lashua**

---

**From:** [REDACTED]  
**Sent:** Friday, February 05, 2010 3:57 PM  
**To:** [REDACTED]  
**Subject:** Your order no. 348-SO57791 has been received

Dear martin lashua,

Thank you for shopping at **School of Government** Web Store.

Your order no. 348-SO57791 has been received.

**Order Summary:**

Item	Qty	Description	Options	Rate	Amount
Notary Public Guidebook for NC	1	<b>Notary Public Guidebook for North Carolina, Tenth Edition, 2006</b>		\$20.00	\$20.00
				Tax	\$1.55
				<b>Total</b>	<b>\$21.55</b>

**Order Shipping Information:**  
martin lashua

[REDACTED]  
[REDACTED]  
United States  
Phone: [REDACTED]

Ship Via: USPS-Media Mail

If you would like to track the status of your order, please go to <https://checkout.netsuite.com/app/center/nlvisitor.nl?c=4-> [REDACTED] to access your account. Log in using the email address and password you provided during checkout.

Thank you for your business.

School of Government Web Store

**PAID**



EXPENSE REPORT FORM

3009832

- 1) Complete all sections where applicable
- 2) Attach receipts onto separate page, attach to form
- 3) Explain ALL entertainment expenses on the back of form
- 4) Keep photocopies of all forms for your protection
- 5) Submit completed form to supervisor for approval

Name: Linda Matthews  
 Business Unit: 2010158

Batch 77281  
Doc 241967

	1/5/10	1/6/10	1/7/10	1/13/10	1/14/10	1/20/10	1/22/10	Total	Account
Meals	5.57 ✓	8.88 ✓			3.71 ✓	25.17 ✓		\$43.33	6200
Hotel ( room, tax, phone calls)			130.20 ✓		130.20 ✓		195.70 ✓	\$455.70	6488
Mileage Driven									
Mileage Value @ 0.55				0.00	0.00	0.00	0.00	\$0.00	6390
Airfare (including penalties)								\$0.00	6250
Car Rental (including fuel)								\$0.00	6455
Parking								\$0.00	6195
Tolls								\$0.00	6195
Taxi - Limousine								\$0.00	6195
Entertainment								\$0.00	6215
Education								\$0.00	6370
Other: / Rate School registration								\$0.00	6690
Wellness								\$0.00	6400
Other: Postage								\$0.00	
Other: Car Wash				8.00 ✓				\$8.00	

Purpose of the Expense:  
 Business Benefit:  
 # Days on Business:  
 Explanation: *NA*

Authorized Signature: *[Signature]*  
 Date Authorized: *5/13/10*

Payment Recap

Total of the Front of the Expense Form: \$507.03

Subtract Any Advances: less

Net Amount Due to the Employee: \$507.03

I hereby certify that the above expenditures represent cash spent for legitimate company business only and include no items of a personal nature.

Employee Signature: *Linda Matthews*  
 Date Signed: 02/16/2010

**\$507.03**

RECEIVED  
 FEB 28 2010

McDonald's D and S Powell Enterprises  
 Thank you! If you would like to  
 receive special offers, send  
 an email to [mcdpowell@gmail.com](mailto:mcdpowell@gmail.com).  
 417 TYVOLA RD  
 CHARLOTTE, NC  
 28216  
 !!! THANK YOU !!!  
 TEL# 704-523-2779 Store# 13052

McDonald's of Carthage  
 Thank you for eating at McDonald's  
 Comments or concerns  
 contact us at (910) 944-7118  
 350 MONROE ST  
 CARTHAGE, NC 28327

S# 12 Jan.14'10 (Thu) 13:59  
 FY SIDE 1 KVS Order 21  
 TY ITEM TOTAL  
 1 BIG MAC 3.39  
 ubtotal 3.39  
 ax 0.32  
 take-Out Total 3.71  
 ash Tendered 10.00  
 change 6.29

THANK YOU  
 MCDONALDS  
 63 KS#13 S#1  
 STORE# 31172  
 TEL# (910)947-6007  
 Jan.05'10(Tue)09:39  
 1 COUNTRY HAH BISCUIT 2.19  
 1 HASH BROWN 0.69  
 1 SML MOCHA 2.29  
 SUB TOTAL 5.17  
 TAKE OUT TAX 0.40  
 CASH TENDERED 5.57  
 CHANGE 6.00  
 0.43

*Scanned for Charlotte (Punch)*

GREAT STEAK AND P  
 1102S CAROLINA PLACE PKWY. S  
 PINEVILLE, NC 28134  
 (764) 544-2425

**Sale**

#: 542929802330183  
 ID: 424811  
 01/06/10  
 Batch #: 70  
 19:49:52

VISA  
 XXXXXXXXXXXXX1233  
 Appr Code: 307998 Inv#: 000027  
 Total: \$ 8.00

APPROVED 207998  
 Customer Copy  
 THANK YOU!



BY CHOICE HOTELS

**Quality Inn (NC484)**

440 Griffith Road  
Charlotte, NC 28217  
(704) 525-0747  
GM.NC484@choicehotels.com

Account: 144410851

Date: 1/15/10

Room: 325 BAR

Arrival Date: 1/13/10

Departure Date: 1/15/10

Check In Time: 1/13/10 6:05 PM

Check Out Time:

Frequent Traveler ID: GP-LXM2217

You were checked out by:

You were checked in by: gm.nc484

**Total Balance Due: 0.00**

MATTHEWS, LINDA  
PO BOX 185  
LAKEVIEW, NC 28327

Date	Description	Amount	Amount
1/13/10	Room Charge	#325 MATTHEWS, LINDA	56.00
1/13/10	State Tax		4.82
1/13/10	City / County Tax		1.12
1/13/10	Occupancy Tax		3.36
1/14/10	Room Charge	#325 MATTHEWS, LINDA	56.00
1/14/10	State Tax		4.82
1/14/10	City / County Tax		1.12
1/14/10	Occupancy Tax		3.36
1/15/10	Master Card		(130.20)

XXXXXXXXXXXX8326

**Folio Summary / / ID: 1/14/10**

Room Charge	112.00
State Tax	9.24
City / County Tax	2.24
Occupancy Tax	6.72
Master Card	(130.20)

**Balance Due: 0.00**

This rate is eligible for partner rewards. If this rate is changed, you may no longer be entitled to Choice Privileges points.

If payment by credit card, I agree to pay the above total charge amount according to the card issuer agreement. Thank you for choosing Quality Inn Executive Park.

For your convenience, we have prepared this zero-balance folio indicating a 0.00 balance on your account. Please be advised that any charges not reflected on this folio will be charged to the credit card on file with the hotel. While this folio reflects a 0.00 balance, your credit card may not be charged until after your departure. You are ultimately responsible for paying all of your folio charges in full.

x \_\_\_\_\_

### Account Activity

Use the menus below your card summary to sort your account activity or to search for a specific purchase or credit.

Citi®Platinum Select®MasterCard®

<b>Current Balance</b>	<b>Minimum Payment Due</b>	<b>Payment Due Mar. 11, 2010</b>
\$220.47	\$20.00	
<b>Activity Since Last Statement</b>		
Payments/Adjustments/Credits	\$0.00	
Purchases	\$0.00	
Cash Advances	\$0.00	
		<b>Total Extra Cash from Citi earned as of last statement</b>
		\$22.06

View your Paperless Letters online in the [Account Summary](#)

[View All Account Activity](#)

<b>Select Time Period:</b>	<b>Transaction Type:</b>
02/15/2010	All Transactions
<b>02/10/2010</b>	QUALITY INN CHARLOTTE NC
<b>01/22/2010</b>	CHILI'S GRILL 00300665 CHARLOTTE NC
<b>01/20/2010</b>	
<b>Total Activity</b>	<b>This amount may be different than your Statement Balance. It may include payments and credits not posted to your last statement. It may also exclude any previous statement Balance.</b>

Request your Annual Account Summary

To help with your personal financial planning and record keeping, request an Annual Account Summary-it recaps your Citi card spending by month and category. (Available as a PDF only). You are able to make requests until September 30 of each calendar year.

Select a Year

2009

If your email address is not current, [reset yours](#) before submitting your request.

### Account Activity

Use the menus below your card summary to sort your account activity or to search for a specific purchase or credit.

Citi®Platinum Select®MasterCard®

<b>Current Balance</b>	<b>Minimum Payment Due</b>	<b>Payment Due Mar. 11, 2010</b>
\$220.47	\$20.00	
<b>Related Info - 02/15/10</b>	<b>Available Credit Line</b>	<b>\$11,478.63</b>
<b>Next Statement Date:</b>	<b>Total Credit Line</b>	<b>\$11,700.00</b>
Mar. 16, 2010	<b>Last Payment Date</b>	<b>Feb. 10, 2010</b>
<b>Activity Since Last Statement</b>	<b>Last Payment Amount</b>	<b>\$347.45</b>
<b>Payments/Adjustments/Credits</b>	<b>Amount Paid Due</b>	<b>\$0.00</b>
<b>Purchases</b>		<b>Total Extra Cash from Citi earned as of last statement</b>
<b>Cash Advances</b>		<b>\$22.05</b>

View your Paperless Letters online in the [Account Summary](#)

**View All Account Activity**

<b>Select Time Period:</b>	<b>Transaction Type:</b>
01/18/2010	All Transactions
<p>Transactions from 01/18/2010 to 01/18/2010</p>	
01/15/2010	QUALITY INN CHARLOTTE NC <b>\$130.20</b>
01/13/2010	ANYTIME CAR WASH BISCOE NC <b>\$8.00</b>
01/11/2010	QUALITY INN CHARLOTTE NC <b>\$130.20</b>
01/07/2010	QUALITY INN CHARLOTTE NC <b>\$130.20</b>
12/16/2009	QUALITY INN CHARLOTTE NC <b>\$79.05</b>
<b>Total Activity</b>	<b>This amount may be different than your Statement Balance. It may include payments and credits not posted to your last statement. It may also exclude any previous statement Balance. <b>-\$428.90</b></b>

View your Paperless Letters online in the [Account Summary](#)

To help with your personal financial planning and record keeping, request an Annual Account Summary-it recaps your Citi card spending by month and category. (Available as a PDF only). You are able to make requests until September 30 of each calendar year.

Select a Year

2009

If your email address is not current, please [update](#) before submitting your request.



EXPENSE REPORT FORM


3009832

- 1) Complete all sections where applicable
- 2) Attach receipts onto separate page, attach to form
- 3) Explain ALL entertainment expenses on the back of form
- 4) Keep photocopies of all forms for your protection
- 5) Submit completed form to supervisor for approval

Name: Linda M. Brown  
 Date: 2010108

Barch 77281

201099

	2/5/10	2/17/10							Total	Receipt
Meals	2.90	0.82							\$12.72	1293
Hotel (room, tax, phone calls)									\$0.00	1293
Mileage Driven										
Mileage Value @	0.50	0.00	0.00	0.00	0.00	0.00	0.00	0.00	\$0.00	1293
Airfare (including penalties)									\$0.00	1293
Car Rental (including fuel)									\$0.00	1293
Parking									\$0.00	1293
Tolls									\$0.00	1293
Taxi - Limousine									\$0.00	1293
Entertainment									\$0.00	1293
Education									\$0.00	1293
Other: / Rate School registration									\$0.00	1293
Wellness									\$0.00	1293
Other: Postage									\$0.00	1293
Other:									\$0.00	1293
Purpose of the Expense:									Payment Receipt	
Business Benefit:									Total of the Front of the Expense Form: \$12.72	
# Days on Business:									Subtract Any Advances: \$0.00	
Explanation:									Net Amount Due to the Employee: \$12.72	
<p style="text-align: center;">                       2/23/10                 </p>									I hereby certify that the above expenditures represent cash spent for legitimate company business only and include no items of a personal nature.	
									Employee Signature: <u>Linda M. Brown</u> Date Signed: <u>2/18/2010</u>	

\$12.72

RECEIVED  
 FEB 26 2010



\*\*\*\*\*

Sonny's #02  
440 Tyvola Rd  
Charlotte NC 28217  
Phone: (704) 523-1053

02/17/10 7:20 PM Order: 3568  
Table: Cust: 1 Check: 386904  
Server: 36 MARTY

\*\*\*\*\*

\*\*\* TAKE OUT \*\*\*

Tab #60

1 BANANA PUDDING 2.99  
1 PULLED P S 5.99  
FRIES

Taxable: 8.98

Sub-total: 8.98  
NC Sales Tax: 0.84

Total Due: 9.82

Cash: 20.00  
CHANGE DUE: 10.18

WENDY'S  
ALBERMARLE #10

#385 DR-T  
1 TWISTED FROSTY  
VANTOFFE 2.69

TXL .21  
TOTL 2.90  
CASH 2.90

TELL US ABOUT YOUR VISIT  
1-800-82-WENDY  
WWW.TELLWENDYS.COM

CORA  
0256 16:02 #02 FEB.05'10 REG0003

# EXPENSE REPORT FORM

3009832

- 1) Complete all sections where applicable
- 2) Attach receipts onto separate page, attach to form
- 3) Explain ALL entertainment expenses on the back of form
- 4) Keep photocopies of all forms for your protection
- 5) Submit completed form to supervisor for approval

Name Linda Matthews

Business Unit 2010188

Batch 77281

2/11/97

								Total	Account Codes
	11/16/09	11/18/09	11/19/09	11/25/09	11/29/09				
Meals		35.99 ✓	6.34 ✓		5.09 ✓			\$47.42	6200
Hotel ( room, tax, phone calls)	362.65 ✓							\$362.65	6185
Mileage Driven			738.00						
Mileage Value @ 0.55	0.00	0.00	405.90 ✓	0.00	0.00	0.00	0.00	\$405.90	5880
Airfare (including penalties)								\$0.00	6190
Car Rental (including fuel)								\$0.00	6195
Parking								\$0.00	6195
Tolls								\$0.00	6195
Taxi - Limousine								\$0.00	6195
Entertainment								\$0.00	6205
Education								\$0.00	5820
Other: / Rate School registration								\$0.00	5690
Wellness								\$0.00	5660
Other: Postage				9.60				\$9.60	
Other:								\$0.00	
Purpose of the Expense:							Payment Recap		
Business Benefit:							Total of the Front of the Expense Form: <u>\$825.67</u> ✓		
# Days on Business:							Subtract Any Advance:      less		
Explanation: <i>Mileage to Middlesboro, Ky</i> ✓							Net Amount Due to the Employee: <u>\$825.67</u>		
<i>Company vehicle in shop - used personal vehicle</i>							<i>I hereby certify that the above expenditures represent cash spent for legitimate company business only and include no items of a personal nature.</i>		
Authorized Signature: <i>[Signature]</i>							Employee Signature: <i>Linda Matthews</i>		
Date Authorized: <i>2/23/10</i>							Date Signed: 2/16/2010		

RECEIVED  
FEB 26 2010

**Account Activity**

Use the menus below your card summary to sort your account activity or to search for a specific purchase or credit.

Citi® Platinum Select® MasterCard®

**Current Balance** \$220.47      **Minimum Payment Due** \$20.00      **Payment Due** Mar. 11, 2010

- 02/15/10	\$220.47	Available Credit Line	\$11,478.53	
<b>Next Statement Date:</b>	<b>Mar. 16, 2010</b>	<b>Total Credit Line</b>	<b>\$11,700.00</b>	
<b>Activity Since Last Statement</b>		<b>Last Payment Date</b>	<b>Feb. 10, 2010</b>	
Payments/Adjustments/Credits	\$0.00	Last Payment Amount	\$347.45	Total Extra Cash from Citi earned as of last statement
Purchases	\$0.00	Amount Past Due	\$0.00	
Cash Advances	\$0.00			\$22.05

View your Paperless Letters online in the . . . . .

**View All Account Activity**

Select Time Period: 12/18/2009      Transaction Type: All Transactions

12/11/2009			
12/08/2009			
12/03/2009	HOLIDAY INN EXPRESS MIDDLESBORO KY	\$343.00	
12/03/2009	ROADRUNNER #121 QPS BLOUNTVILLE TN	\$22.97	
12/03/2009	CRACKER BARREL #122 WYTHEVILLE VA	\$10.19	
12/02/2009	CHINATOWN CAFE MIDDLESBORO KY	\$34.34	
12/01/2009	RYANS #2393 Q82 MIDDLESBORO KY	\$24.13	
11/29/2009	EXXONMOBIL 45331139 MOSHEIM TN	\$37.00	
✓ 11/29/2009	WENDYS #0004 Q25 WYTHEVILLE VA	\$5.09	✓
✓ 11/25/2009	USPS.COM CLICK88100QPS WASHINGTON DC	\$9.00	✓
Dec 11/20/2009	MARRIOTT CHARLOTTE EXE CHARLOTTE NC	\$362.65	✓
11/19/2009	WENDY'S #10 Q25 ALBEMARLE NC	\$6.34	✓
11/18/2009	CHILI'S GRILL 00300886 CHARLOTTE NC	\$35.99	✓
<b>Total Activity</b>	<b>This amount may be different than your Statement Balance. It may include payments and credits not posted to your last statement. It may also exclude any previous statement Balance.</b>	<b>\$681.20</b>	

Harriott Room Service  
11/18/09 6:03

*Linda  
Chris  
Castillo*

Room Service  
Check: 1806605  
Server: DEIDRA Guests: 1  
Terminal: 180

CHILI'S - CHARLOTTE 066  
MERCHANT ID  
11/18/09 13:35:10 T051  
ANGELA CHK #049  
CHARGE 1

Res Room Service  
1 Continental Bfst 8.95  
1 Banana Cb Suga 4.50  
  
Subtotal 13.45  
Service Charge 2.69  
Tax 1.24  
Total 17.38

MC  
XXXXXXXXXXXX8326  
MATTHEWS/LINDA C

AUTH # 9141BB

CHARGE AMOUNT 29.99

TIP AMOUNT 6.00

TOTAL 35.99

Payments  
Room Charge 0.00  
705  
8346 I SIDDUTH/DONALD/MR /MC  
  
Total Payments 0.00  
Remaining Balance 17.38  
Additional Payment Required

GUEST COPY  
WE WELCOME YOUR COMMENTS!  
PLEASE CALL US AT 1-800-983-4637  
OR VISIT US AT WWW.CHILIS.COM

\*20% SERVICE CHARGE INCLUDED\*

ROOM#: 705  
X Sidduth  
GUEST NAME (Please Print)

X \_\_\_\_\_  
GUEST SIGNATURE

ADDITIONAL GRATUITY: \_\_\_\_\_

TOTAL: \_\_\_\_\_  
WE STRIVE FOR 100% EXCELLENCE  
THANK YOU FOR JOINING US

No purchase necessary.  
Must be 18 or older.  
Void where prohibited.  
See website for rules/details.  
\*\*\*\*\*

OLDTIMER 6.99  
BEVERAGE 2.19  
BB WINGS 8.49  
CYO BURG-CHEDDAR 0.79  
3 CRISPY TACOS 8.99  
Subtotal 27.45  
Sales Tax 2.54  
TOTAL 29.99

THANK YOU!!!  
We welcome your comments.  
(800) 983-4637  
www.chilis.com

705 SUDDUTH/DONALD/MR 99.00 11/19/09 07:59 8346  
 Room Name Rate Depart Time ACCT#  
 NSDB 11/16/09 19:34  
 Type Arrive Time

99 3221 CURVING OAKS WA PASSPORT:  
 ORLANDO FL MCXXXXXXXXXXXX8326  
 Room Clerk Address Payment MR#:  
 32820

11/16	ROOM	705, 1	99.00	
11/16	SALES TX	705, 1	8.17	
11/16	OCC TAX	705, 1	7.92	
11/17	ROOM	705, 1	99.00	
11/17	SALES TX	705, 1	8.17	
11/17	OCC TAX	705, 1	7.92	
11/18	ROOM	705, 1	99.00	
11/18	SALES TX	705, 1	8.17	
11/18	OCC TAX	705, 1	7.92	
11/19	RM SRVC	01806605	17.38	
11/19	CCARD-MC	XPRES	362.65	
PAYMENT RECEIVED BY MASTER CARD			XXXXXXXXXXXX8326	

.00

**WANT YOUR FINAL HOTEL BILL BY EMAIL? JUST ASK THE FRONT DESK!**  
**SEE "INTERNET PRIVACY STATEMENT" ON MARRIOTT.COM**

This statement is your only receipt. You have agreed to pay in cash or by approved personal check or to authorize us to charge your credit card for all amounts charged to you. The amount shown in the credits column opposite any credit card entry in the reference column above will be charged to the credit card number set forth above. (The credit card company will bill in the usual manner.) If for any reason the credit card company does not make payment on this account, you will owe us such amount. If you are direct billed, in the event payment is not made within 25 days after checkout, you will owe us interest from the checkout date on any unpaid amount at the rate of 1.5% per month (ANNUAL RATE 18%), or the maximum allowed by law, plus the reasonable cost of collection, including attorney fees.

Signature X \_\_\_\_\_



© Contains 30% post-consumer fibers

To secure your next stay, go to [Marriott.com](http://Marriott.com)

# EXPENSE REPORT FORM

3009832

- 1) Complete all sections where applicable
- 2) Attach receipts onto separate page, attach to form
- 3) Explain ALL entertainment expenses on the back of form
- 4) Keep photocopies of all forms for your protection
- 5) Submit completed form to supervisor for approval

Name Linda Matthews  
 Business Unit 2010188

Batch 77336  
 Doc 245048

								Total	Amount Codes
	12/1/09	12/2/09	12/3/09	12/8/09	12/15/09	12/16/09			
Meals	24.13 ✓	34.34 ✓	10.19 ✓	10.54 ✓	2.47 ✓	4.50 ✓		\$86.17	6200
Hotel ( room, tax, phone calls)			343.00 ✓		79.05 ✓			\$422.05	6185
Mileage Driven									
Mileage Value @ 0.55	0.00	0.00	0.00	0.00	0.00	0.00	0.00	\$0.00	5880
Airfare (including penalties)								\$0.00	6190
Car Rental (including fuel)								\$0.00	6195
Parking								\$0.00	6195
Tolls								\$0.00	6195
Taxi - Limousine								\$0.00	6195
Entertainment								\$0.00	6205
Education								\$0.00	5820
Other: / Rate School registration								\$0.00	5690
Wellness								\$0.00	5660
Other: Postage								\$0.00	
Other:								\$0.00	

Purpose of the Expense:	Payment Recap
Business Benefit:	Total of the Front of the Expense Form: <u>\$508.22</u>
# Days on Business:	Subtract Any Advance: <u>less</u>
Explanation: <i>HK</i>	Net Amount Due to the Employee: <u>\$508.22</u>
Authorized Signature: <i>[Signature]</i>	<i>I hereby certify that the above expenditures represent cash spent for legitimate company business only and include no items of a personal nature.</i>
Date Authorized: <u>2/23/10</u>	Employee Signature: <i>Linda Matthews</i>
	Date Signed: <u>2/16/2010</u>

RECEIVED  
FEB 26 2010



BY CHOICE HOTELS

**Quality Inn (NC484)**

440 Griffith Road  
Charlotte, NC 28217  
(704) 525-0747  
GM.NC484@choicehotels.com

Account: 143076337

Date: 12/16/09

Room: 339 RACK

Arrival Date: 12/15/09

Departure Date: 12/16/09

Check In Time: 12/15/09 5:47 PM

Check Out Time:

Frequent Traveler ID: GP-LXM2217

You were checked out by:

You were checked in by: gm.nc484

**Total Balance Due: 0.00**

MATTHEWS, LINDA  
PO BOX 185  
LAKEVIEW, NC 28327

Post Date	Description	Comment	Amount
12/15/09	Room Charge	#339 MATTHEWS, LINDA	68.00
12/15/09	State Tax		5.61
12/15/09	City / County Tax		1.36
12/15/09	Occupancy Tax		4.08
12/16/09	Master Card		(79.05)

XXXXXXXXXXXX8326

**Folio Summary 12/15/09 - 12/16/09**

Room Charge	68.00
State Tax	5.61
City / County Tax	1.36
Occupancy Tax	4.08
Master Card	(79.05)

**Balance Due: 0.00**

This rate is eligible for partner rewards. If this rate is changed, you may no longer be entitled to Choice Privileges points.

If payment by credit card, I agree to pay the above total charge amount according to the card issuer agreement. Thank you for choosing Quality Inn Executive Park.

For your convenience, we have prepared this zero-balance folio indicating a 0.00 balance on your account. Please be advised that any charges not reflected on this folio will be charged to the credit card on file with the hotel. While this folio reflects a 0.00 balance, your credit card may not be charged until after your departure. You are ultimately responsible for paying all of your folio charges in full.

**WENDY'S  
ALBERMARLE #10**

#341 DR-T  
 1 SINGLE 2.89  
 1 SM VAN FROSTY .99  
 CHEZ .30  
 -----  
 TXTL .32  
 TOTL 4.50  
 CASH 5.00  
 CHNG .50

TELL US ABOUT YOUR VISIT  
1-800-82-WENDY  
WWW.TELLWENDYS.COM

IDA  
18 17:53 #05 DEC.16'09 REG0003





Cracker Barrel Store #422 --  
 Wytheville, VA  
 1228976 AARON F

TBL 113/1    **3778**    GST 1  
 DEC03'09 3:17PM

1 FOUNT DRINK            1.89  
 1 CD CKN DUMPLINS       7.29  
 Subtotal                    9.18  
 State&Local Tax         1.01  
 Total                        **10.19**  
 REF:031259826143  
 AUTHCODE:22880B  
 XXXXXXXXXXXX8326  
 MASTER CARD            10.19  
 --1233188 CLOSED DECO3 3:42PM--

Thank You  
 Please Come Back

www.CrackerBarrel.com

*Linda*  
*Pete*  
 CHINATOWN CAFE  
 905 N 12TH ST  
 SUITE 17  
 MIDDLESBORO KY 40965  
 606-248-2356

**Sale**

Clerk:1  
 ID:73569033    Ref #:    8622  
 12/02/09                            18:38:56  
 Batch #:442  
 Name:LINDA MATTHEWS

MASTER  
 \*\*\*\*\*8326  
 Appr Code:                            832998

Rec #:                            **000022**

Amount:                        \$ **34.34**

Tip:                                \$ \_\_\_\_\_

Total:                            \$ \_\_\_\_\_

**Customer Copy**

Thank you!  
 Please Come Again!



of Carthage #1184  
 Carthage, NC 28327  
 (910) 947-3770

12/8/2009                            12:45:03 PM  
 Order 489291                        Cashier Natalie

1 Small Combo                    5.79  
   1/3lb CB  
   Small Fries  
   Sm Coke  
 1 Frisco ThkBurger            3.99  
  
           SubTotal                    9.78  
           Tax                            0.78  
           **Total**                        **10.54**  
           Cash                            11.00  
           Change                        0.46

We appreciate your business!

McDonald's of Carthage  
 Thank you for eating at McDonald's  
 Comments or concerns  
 contact us at 910) 944-7118

950 MAINROE ST  
 CARTHAGE, NC 28327

THANK YOU

MCDONALDS                        TEL# (910)947-6007  
 76 KS#13                            rec.15'09(Tue)09:53  
 STORE# 31172

1 SML VANILLA LATTE            2.29  
  
 SUB TOTAL                        2.29  
 TAKE OUT TAX                     0.18  
 -----  
     2.47  
  
 CASH TENDRED                     3.00  
  
 CHANGE                             0.53

### Account Activity

Use the menus below your card summary to sort your account activity or to search for a specific purchase or credit.

Citi®Platinum Select®MasterCard®

View Your Card Summary

<b>Current Balance</b>	<b>Minimum Payment Due</b>	<b>Payment Due</b> Mar. 11, 2010
\$220.47	\$20.00	
<b>Previous Statement - 02/15/10</b>	<b>Available Credit Line</b>	<b>Next Statement Date:</b> Mar. 16, 2010
\$220.47	\$11,476.53	
<b>Next Statement Date:</b> Mar. 16, 2010	<b>Total Credit Line</b>	<b>Activity Since Last Statement</b>
	\$11,700.00	Payments/Adjustments/Credits \$0.00
	<b>Last Payment Date</b> Feb. 10, 2010	Purchases \$0.00
	<b>Last Payment Amount</b> \$347.45	Cash Advances \$0.00
	<b>Amount Past Due</b> \$0.00	
	<b>Total Extra Cash from CIG earned as of last statement</b> \$22.05	

View your Paperless Letters online in the [Paperless Letters](#) section.

**View All Account Activity**

View All Account Activity  
[View All Account Activity](#)

<b>Select Time Period:</b>	<b>Transaction Type:</b>																		
01/18/2010	All Transactions																		
<table border="0"> <tr> <td>01/15/2010</td> <td>QUALITY INN CHARLOTTE NC</td> <td>\$130.20</td> </tr> <tr> <td>01/13/2010</td> <td>ANYTIME CAR WASH BISCOE NC</td> <td>\$8.00</td> </tr> <tr> <td>01/11/2010</td> <td>QUALITY INN CHARLOTTE NC</td> <td>\$130.20</td> </tr> <tr> <td>01/07/2010</td> <td>QUALITY INN CHARLOTTE NC</td> <td>\$130.20</td> </tr> <tr> <td>12/19/2009</td> <td>QUALITY INN CHARLOTTE NC</td> <td>\$79.05</td> </tr> <tr> <td><b>Total Activity</b></td> <td><b>This amount may be different than your Statement Balance. It may include payments and credits not posted to your last statement. It may also exclude any previous statement Balance.</b></td> <td><b>\$428.80</b></td> </tr> </table>		01/15/2010	QUALITY INN CHARLOTTE NC	\$130.20	01/13/2010	ANYTIME CAR WASH BISCOE NC	\$8.00	01/11/2010	QUALITY INN CHARLOTTE NC	\$130.20	01/07/2010	QUALITY INN CHARLOTTE NC	\$130.20	12/19/2009	QUALITY INN CHARLOTTE NC	\$79.05	<b>Total Activity</b>	<b>This amount may be different than your Statement Balance. It may include payments and credits not posted to your last statement. It may also exclude any previous statement Balance.</b>	<b>\$428.80</b>
01/15/2010	QUALITY INN CHARLOTTE NC	\$130.20																	
01/13/2010	ANYTIME CAR WASH BISCOE NC	\$8.00																	
01/11/2010	QUALITY INN CHARLOTTE NC	\$130.20																	
01/07/2010	QUALITY INN CHARLOTTE NC	\$130.20																	
12/19/2009	QUALITY INN CHARLOTTE NC	\$79.05																	
<b>Total Activity</b>	<b>This amount may be different than your Statement Balance. It may include payments and credits not posted to your last statement. It may also exclude any previous statement Balance.</b>	<b>\$428.80</b>																	

Order your Annual Account Summary online.

To help with your personal financial planning and record keeping, request an Annual Account Summary—it recaps your Citi card spending by month and category. (Available as a PDF only). You are able to make requests until September 30 of each calendar year.

Select a Year

2009

If your email address is not current, please update it before submitting your request.

### Account Activity

Use the menus below your card summary to sort your account activity or to search for a specific purchase or credit.

Citi® Platinum Select® MasterCard®

<b>Current Balance</b>	<b>Minimum Payment Due</b>	<b>Payment Due Mar. 11, 2010</b>
\$220.47	\$20.00	
- 02/15/10	\$220.47	Available Credit Line \$11,479.53
Next Statement Date:	Mar. 16, 2010	Total Credit Line \$11,700.00
Activity Since Last Statement		Last Payment Date Feb. 10, 2010
Payments/Adjustments/Credits	\$0.00	Last Payment Amount \$347.45
Purchases	\$0.00	Amount Past Due \$0.00
Cash Advances	\$0.00	Total Extra Cash from Citi earned as of last statement \$22.05

View your Paperless Letters online in the

**View All Account Activity**

Select Time Period: 12/16/2009  
Transaction Type: All Transactions

12/11/2009		
12/06/2009		
12/03/2009	HOLIDAY INN EXPRESS MIDDLESBORO KY	\$143.00
12/03/2009	ROADRUNNER #121 QPS BLOUNTVILLE TN	\$22.97
12/03/2009	CRACKER BARREL #422 WYTHEVILLE VA	\$10.19 ✓
12/02/2009	CHINATOWN CAFE MIDDLESBORO KY	\$34.34 ✓
12/01/2009	RYANS #2393 Q82 MIDDLESBORO KY	\$24.13 ✓
11/29/2009	EXXONMOBIL 45331139 MOSHEIM TN	\$37.00
✓ 11/29/2009	WENDYS #0004 Q25 WYTHEVILLE VA	\$6.09
✓ 11/25/2009	USPS.COM CLICK&GO100QPS WASHINGTON DC	\$9.60
3ac 11/20/2009	MARRIOTT CHARLOTTE EXE CHARLOTTE NC	\$362.65
11/19/2009	WENDY'S #10 Q25 ALBEMARLE NC	\$6.34
11/18/2009	CHILI'S GRILL 00300685 CHARLOTTE NC	\$35.98
<b>Total Activity</b>	<b>This amount may be different than your Statement Balance. It may include payments and credits not posted to your last statement. It may also exclude any previous statement Balance.</b>	<b>\$661.20</b>

3000067



RECEIVED  
MAR 09 2010

<b>Invoice Number</b> 7-010-91001	<b>Invoice Date</b> Mar 05, 2010	<b>Account Number</b> 2499-0288-8	Page 1 of 6
--------------------------------------	-------------------------------------	--------------------------------------	----------------

FedEx Tax ID: 71-0427007

**Billing Address:**  
 UTLITTIES INC  
 ATTN:ACCTS PAYABLE  
 2335 SANDERS RD  
 NDRTHBROOK IL 60062-6196

**Shipping Address:**  
 UTLITTIES INC OF CENTRAL NEV  
 1240 E STATE ST STE 115  
 PAHRUMP NV 89048-2180

**Invoice Questions?**  
**Contact FedEx Revenue Services**  
 Phone: (800) 622-1147 M-Sa 7-6 (CST)  
 Fax: (800) 548-3020  
 Internet: www.fedex.com

**Invoice Summary Mar 05, 2010**

<b>FedEx Express Services</b>	
Transportation Charges	442.95
Earned/Grace Discount	-178.97
Bonus Discounts	-12.08
Special Handling Charges	19.51
Total Charges	USD \$271.41
<b>TOTAL THIS INVOICE</b>	<b>USD \$271.41</b>

**FedEx News!**  
 Reliable and cost-effective, FedEx Ground is faster to more locations than UPS Ground. We know that fewer days in transit can help contribute to a lean, just-in-time environment, giving you a competitive advantage in this challenging economy. We now deliver overnight to more ZIP codes than ever. To view transit time maps for your FedEx Ground shipments, go to fedex.com/maps.

You saved \$191.05 in discounts this period!

Shipments included in this invoice received an earned discount. If you would like to know how it was calculated, please go to the following URL:  
<https://www.fedex.com/EarnedDiscounts/>  
 Other discounts may apply.

Batch 44481

Doc 243665

**ENTERED**  
MAR 11 2010

To ensure proper credit, please return this portion with your payment to FedEx. Please do not staple or fold. Please make check payable to FedEx.

For change of address, check here and complete form on reverse side.

<b>Invoice Number</b> 7-010-91001	<b>Account Number</b> 2499-0288-8	<b>Amount Due</b> USD \$271.41
--------------------------------------	--------------------------------------	-----------------------------------

**Remittance Advice**  
**Your payment is due by Mar 20, 2010**

249902887010910011600002714115

AT 01 011770 54952B 61 D\*\*3DGT  
  
 UTLITTIES INC  
 ATTN:ACCTS PAYABLE  
 2335 SANDERS RD  
 NORTHBROOK IL 60062-6196

FedEx  
 P.O. Box 94515  
 PALATINE IL 60094-4515



**Annette Zavilla**

---

**From:** Annette Zavilla  
**Sent:** Tuesday, March 09, 2010 11:13 AM  
**To:** Laurie Posthumus  
**Subject:** FedEx Invoice @ 7-010-91001  
**Attachments:** Scan001 (4)

Hi Laurie,

Would you please fill in the blanks with the Business Units on the attached FedEx Invoice # 7-010-91001?

Thanks,

Annette

**Annette Zavilla**

---

**From:** Judy E. Gillmore  
**Sent:** Wednesday, March 10, 2010 9:54 AM  
**To:** Annette Zavilla  
**Cc:** Laurie Posthumus  
**Subject:** FedEx Invoice  
**Attachments:** Fed Ex Invoice 7-010-91001.pdf

Morning,

I have added BU numbers to the attached invoice. Sorry, I thought we had that fixed.

Thanks,

Judy

Judy Gillmore  
Administrative Assistant  
Utilities, Inc.  
1240 E. State St. #115  
Pahrump, NV 89048  
Phone: 775-727-5575 ext #1208  
Fax: 775-727-7752  
Email: [jegillmo@uiwater.com](mailto:jegillmo@uiwater.com)



<b>Invoice Number</b> 7-010-91001	<b>Invoice Date</b> Mar 05, 2010	<b>Account Number</b> 2499-0288-8	<b>Page</b> 4 of 6
--------------------------------------	-------------------------------------	--------------------------------------	-----------------------

Picked up: Feb 05, 2010

Cost Ref: 2008242

Ref #:

Payor: Shipper

Ref #:

- Fuel Surcharge - FedEx has applied a fuel surcharge of 6.50% to this shipment.
- The Earned Discount for this ship date has been calculated based on a revenue threshold of \$5166.70
- Distance Based Pricing, Zone 2

<b>Automation</b>	USAB	<b>Sender</b>		<b>Recipient</b>	
<b>Tracking ID</b>	071010582360	JUDY GILLMORE		FREDERICK MARCELL	
<b>Service Type</b>	FedEx Standard Overnight	UTILITIES INC OF CENTRAL NEV		BLM	
<b>Package Type</b>	FedEx Envelope	1240 E STATE ST STE 115		4201 NORTH TORREY PINES OR	
<b>Zone</b>	02	PAHRUMP NV 89048-2100 US		LAS VEGAS NV 89130 US	
<b>Packages</b>	1				
<b>Rated Weight</b>	N/A	<b>Transportation Charge</b>			14.70
<b>Delivered</b>	Feb 08, 2010 08:39	<b>Fuel Surcharge</b>			0.58
<b>Src Area</b>	A1	<b>Earned Discount</b>			-6.03
<b>Signed by</b>	E.JAMES	<b>Direct Signature</b>			3.00
<b>FedEx Use</b>	003609749/0000200/	<b>Total Charge</b>		<b>USD</b>	\$12.23

Picked up: Feb 11, 2010

Cost Ref: 40301

Ref #:

Payor: Shipper

Ref #:

- Fuel Surcharge - FedEx has applied a fuel surcharge of 6.50% to this shipment.
- The Earned Discount for this ship date has been calculated based on a revenue threshold of \$5131.80
- Distance Based Pricing, Zone 4

<b>Automation</b>	USAB	<b>Sender</b>		<b>Recipient</b>	
<b>Tracking ID</b>	070399025911	BILL COATES		MS DIANA SILSBY	
<b>Service Type</b>	FedEx Standard Overnight	UTILITIES INC OF CENTRAL NEV		BUREAU OF WATER FALLOW	
<b>Package Type</b>	FedEx Envelope	1240 E STATE ST STE 115		901 S STEWART ST STE 4001	
<b>Zone</b>	04	PAHRUMP NV 89048-2100 US		CARSON CITY NV 89701 US	
<b>Packages</b>	1				
<b>Rated Weight</b>	1.0 lbs, 0.5 kgs	<b>Transportation Charge</b>			21.30
<b>Delivered</b>	Feb 12, 2010 09:58	<b>Fuel Surcharge</b>			0.82
<b>Src Area</b>	A2	<b>Earned Discount</b>			-6.73
<b>Signed by</b>	M.GOWER	<b>Total Charge</b>		<b>USD</b>	\$13.39
<b>FedEx Use</b>	004208437/0000222/				

Picked up: Feb 11, 2010

Cost Ref: 000010

Ref #:

Payor: Shipper

Ref #:

- The Earned Discount for this ship date has been calculated based on a revenue threshold of \$5131.80
- Fuel Surcharge - FedEx has applied a fuel surcharge of 6.50% to this shipment.
- Distance Based Pricing, Zone 7

<b>Automation</b>	USAB	<b>Sender</b>		<b>Recipient</b>	
<b>Tracking ID</b>	071019582371	JUDY GILLMORE		ANNETTE ZAVILLA	
<b>Service Type</b>	FedEx Standard Overnight	UTILITIES INC OF CENTRAL NEV		UTILITIES INC	
<b>Package Type</b>	FedEx Envelope	1240 E STATE ST STE 115		2335 SANDERS RD	
<b>Zone</b>	07	PAHRUMP NV 89048-2100 US		NORTHBROOK IL 60062 US	
<b>Packages</b>	1				
<b>Rated Weight</b>	N/A	<b>Transportation Charge</b>			24.05
<b>Delivered</b>	Feb 12, 2010 09:56	<b>Earned Discount</b>			-9.89
<b>Src Area</b>	A1	<b>Fuel Surcharge</b>			0.92
<b>Signed by</b>	N.PAULE	<b>Total Charge</b>		<b>USD</b>	\$15.11
<b>FedEx Use</b>	004208437/0000255/				

Picked up: Feb 15, 2010

Cost Ref: NO REFERENCE INFORMATION

Ref #:

Payor: Shipper

Ref #:

- Fuel Surcharge - FedEx has applied a fuel surcharge of 6.50% to this shipment.
- The Earned Discount for this ship date has been calculated based on a revenue threshold of \$5044.05
- Distance Based Pricing, Zone 7

<b>Automation</b>	USAB	<b>Sender</b>		<b>Recipient</b>	
<b>Tracking ID</b>	070399025933	GRACE DUGAN		TOM OSTLER	
<b>Service Type</b>	FedEx 2Day	UTILITIES INC OF CENTRAL NEV		UTILITIES INC	
<b>Package Type</b>	Customer Packagmg	1240 E STATE ST STE 115		2335 SANDERS RD	
<b>Zone</b>	07	PAHRUMP NV 89048-2100 US		NORTHBROOK IL 60062 US	
<b>Packages</b>	1				
<b>Rated Weight</b>	18.0 lbs, 8.2 kgs	<b>Transportation Charge</b>			71.05
<b>Delivered</b>	Feb 17, 2010 09:38	<b>Fuel Surcharge</b>			2.77
<b>Src Area</b>	A1	<b>Earned Discount</b>			28.42
<b>Signed by</b>	N.PAULE				

Continued on next page



<b>Invoice Number</b> 7-D10-91001	<b>Invoice Date</b> Mar 05, 2010	<b>Account Number</b> 2499-0288-8
--------------------------------------	-------------------------------------	--------------------------------------

Tracking ID: 870399025933 continued

FedEx Use 004809326/0006090/ **Total Charge** USD **\$45.00**

Picked up: Feb 18, 2010

Cust. Ref: NO REFERENCE INFORMATION Ref.#:

Payor: Shipper

Ref.#: 20101038 PAHRUMP NV 89048

- Fuel Surcharge - FedEx has applied a fuel surcharge of 6.50% to this shipment.
- The Earned Discount for this ship date has been calculated based on a revenue threshold of \$5044.05
- Distance Based Pricing, Zone 7

Automation USAB  
Tracking ID 870399025944  
Service Type FedEx 2Day  
Package Type Customer Packaging  
Zone 07  
Packages 1  
Rated Weight 18.0 lbs, 8.2 kgs  
Delivered Feb 17, 2010 09:39  
Svc Area A1  
Signed by N.PAULE  
FedEx Use 004809326/0006090/

**Sender**  
GRACE DUGAN  
UTILITIES INC OF CENTRAL NEV  
1240 E STATE ST STE 115  
PAHRUMP NV 89048-2100 US

**Recipient**  
TOM OSTLER  
UTILITIES INC  
2335 SANDERS RD  
NORTHBROOK IL 60062 US

Transportation Charge 71.06  
Fuel Surcharge 2.77  
Earned Discount -28.42  
**Total Charge** USD **\$45.40**

Picked up: Feb 16, 2010

Cust. Ref: 2009901

Payor: Shipper

Ref.#:

- Fuel Surcharge - FedEx has applied a fuel surcharge of 6.50% to this shipment.
- The Earned Discount for this ship date has been calculated based on a revenue threshold of \$5044.05
- Distance Based Pricing, Zone 4

Automation USAB  
Tracking ID 871019582382  
Service Type FedEx Standard Overnight  
Package Type FedEx Envelope  
Zone 04  
Packages 1  
Rated Weight N/A  
Delivered Feb 17, 2010 09:22  
Svc Area A1  
Signed by CUSICK  
FedEx Use 004710969/0000222/

**Sender**  
JUDY GILLMORE  
UTILITIES INC OF CENTRAL NEV  
1240 E STATE ST STE 115  
PAHRUMP NV 89048-2100 US

**Recipient**  
LAURA GRANIER  
LSC LIONEL SAWYER & COLLINS  
1100 BANK OF AMERICA PLZ 50 W  
RENO NV 89501 US

Transportation Charge 21.30  
Fuel Surcharge 0.82  
Earned Discount -8.79  
**Total Charge** USD **\$13.33**

Picked up: Feb 16, 2010

Cust. Ref: 2009901

Payor: Shipper

Ref.#:

- Fuel Surcharge - FedEx has applied a fuel surcharge of 6.50% to this shipment.
- The Earned Discount for this ship date has been calculated based on a revenue threshold of \$5044.05
- Distance Based Pricing, Zone 4

Automation USAB  
Tracking ID 871019582393  
Service Type FedEx Priority Overnight  
Package Type FedEx Envelope  
Zone 04  
Packages 1  
Rated Weight N/A  
Delivered Feb 17, 2010 09:22  
Svc Area A1  
Signed by CUSICK  
FedEx Use 004710969/0000208/

**Sender**  
JUDY GILLMORE  
UTILITIES INC OF CENTRAL NEV  
1240 E STATE ST STE 115  
PAHRUMP NV 89048-2100 US

**Recipient**  
BILL MCKEAN  
LIONEL SAWYER & COLLINS  
50 W LIBERTY ST 1100 BANK OF A  
RENO NV 89501 US

Transportation Charge 23.40  
Fuel Surcharge 0.90  
Earned Discount -9.59  
**Total Charge** USD **\$14.71**

Picked up: Feb 18, 2010

Cust. Ref: 2009901

Payor: Shipper

Ref.#:

- The Earned Discount for this ship date has been calculated based on a revenue threshold of \$5044.05
- Fuel Surcharge - FedEx has applied a fuel surcharge of 6.50% to this shipment.
- Distance Based Pricing, Zone 7

Automation USAB  
Tracking ID 871019582408  
Service Type FedEx Priority Overnight  
Package Type FedEx Envelope  
Zone 07  
Packages 1

**Sender**  
JUDY GILLMORE  
UTILITIES INC OF CENTRAL NEV  
1240 E STATE ST STE 115  
PAHRUMP NV 89048-2100 US

**Recipient**  
JOHN STINER  
UTILITIES INC  
2335 SANDERS RD  
NORTHBROOK IL 60062 US

Continued on next page



<b>Invoice Number</b> 7-010-91001	<b>Invoice Date</b> Mar 05, 2010	<b>Account Number</b> 2499-0288-8	<b>Page</b> 5 of 6
--------------------------------------	-------------------------------------	--------------------------------------	-----------------------

Tracking ID: 870399025933 continued

FedEx Use 004609326/0006090/\_ **Total Charge** USD **\$45.40**

**Picked up:** Feb 15, 2010 **Cust. Ref.:** NO REFERENCE INFORMATION **Ref.#2:**  
**Payer:** Shipper **Ref.#3:**

- Fuel Surcharge - FedEx has applied a fuel surcharge of 6.50% to this shipment.
- The Earned Discount for this ship date has been calculated based on a revenue threshold of \$5044.05
- Distance Based Pricing, Zone 7

<b>Automation</b> USAB	<b>Sender</b> GRACE DUGAN	<b>Recipient</b> TOM OSTLER
<b>Tracking ID</b> 870399025944	<b>Service Type</b> FedEx 2Day	<b>UTILITIES INC OF CENTRAL NEV</b>
<b>Package Type</b> Customer Packaging	<b>Zone</b> 07	<b>2335 SANDERS RD</b>
<b>Packages</b> 1	<b>PAHRUMP NV 89048-2180 US</b>	<b>NORTHBROOK IL 60062 US</b>
<b>Rated Weight</b> 18.0 lbs, 8.2 kgs		
<b>Delivered</b> Feb 17, 2010 09:38	<b>Transportation Charge</b>	71.05
<b>Svc Area</b> A1	<b>Fuel Surcharge</b>	2.77
<b>Signed by</b> N.PAULE	<b>Earned Discount</b>	-28.42
<b>FedEx Use</b> 004609326/0006090/_	<b>Total Charge</b>	<b>USD \$45.40</b>

**Picked up:** Feb 16, 2010 **Cust. Ref.:** 2009901 **Ref.#2:**  
**Payer:** Shipper **Ref.#3:**

- Fuel Surcharge - FedEx has applied a fuel surcharge of 6.50% to this shipment.
- The Earned Discount for this ship date has been calculated based on a revenue threshold of \$5044.05
- Distance Based Pricing, Zone 4

<b>Automation</b> USAB	<b>Sender</b> JUDY GILLMORE	<b>Recipient</b> LAURA GRANIER
<b>Tracking ID</b> 871019582382	<b>Service Type</b> FedEx Standard Overnight	<b>LSC LIONEL SAWYER &amp; COLINS</b>
<b>Package Type</b> FedEx Envelope	<b>Zone</b> 04	<b>1100 BANK OF AMERICA PLZ 50 W</b>
<b>Packages</b> 1	<b>PAHRUMP NV 89048-2180 US</b>	<b>RENO NV 89501 US</b>
<b>Rated Weight</b> N/A		
<b>Delivered</b> Feb 17, 2010 09:22	<b>Transportation Charge</b>	21.30
<b>Svc Area</b> A1	<b>Fuel Surcharge</b>	0.82
<b>Signed by</b> .CUSICK	<b>Earned Discount</b>	-8.73
<b>FedEx Use</b> 004710969/0000222/_	<b>Total Charge</b>	<b>USD \$13.39</b>

**Picked up:** Feb 16, 2010 **Cust. Ref.:** 2009901 **Ref.#2:**  
**Payer:** Shipper **Ref.#3:**

- Fuel Surcharge - FedEx has applied a fuel surcharge of 6.50% to this shipment.
- The Earned Discount for this ship date has been calculated based on a revenue threshold of \$5044.05
- Distance Based Pricing, Zone 4

<b>Automation</b> USAB	<b>Sender</b> JUDY GILLMORE	<b>Recipient</b> BILL MCKEAN
<b>Tracking ID</b> 871019582393	<b>Service Type</b> FedEx Priority Overnight	<b>LIONEL SAWYER &amp; COLLINS</b>
<b>Package Type</b> FedEx Envelope	<b>Zone</b> 04	<b>50 W LIBERTY ST 1100 BANK OF A</b>
<b>Packages</b> 1	<b>PAHRUMP NV 89048-2180 US</b>	<b>RENO NV 89501 US</b>
<b>Rated Weight</b> N/A		
<b>Delivered</b> Feb 17, 2010 09:22	<b>Transportation Charge</b>	23.40
<b>Svc Area</b> A1	<b>Fuel Surcharge</b>	0.90
<b>Signed by</b> .CUSICK	<b>Earned Discount</b>	-9.59
<b>FedEx Use</b> 004710969/0000208/_	<b>Total Charge</b>	<b>USD \$14.71</b>

**Picked up:** Feb 16, 2010 **Cust. Ref.:** 2009901 **Ref.#2:**  
**Payer:** Shipper **Ref.#3:**

- The Earned Discount for this ship date has been calculated based on a revenue threshold of \$5044.05
- Fuel Surcharge - FedEx has applied a fuel surcharge of 6.50% to this shipment.
- Distance Based Pricing, Zone 7

<b>Automation</b> USAB	<b>Sender</b> JUDY GILLMORE	<b>Recipient</b> JOHN STINER
<b>Tracking ID</b> 871019582408	<b>Service Type</b> FedEx Priority Overnight	<b>UTILITIES INC</b>
<b>Package Type</b> FedEx Envelope	<b>Zone</b> 07	<b>2335 SANDERS RD</b>
<b>Packages</b> 1	<b>PAHRUMP NV 89048-2180 US</b>	<b>NORTHBROOK IL 60062 US</b>

Continued on next page





**Invoice Number**  
7-010-91001

**Invoice Date**  
Mar 05, 2010

**Account Number**  
2499-0288-8

Tracking ID: 871019582408 continued

Rated Weight	N/A	Transportation Charge	27.30
Delivered	Feb 17, 2010 09:38	Earned Discount	-11.19
Svc Area	A1	Fuel Surcharge	1.05
Signed by	N.PAULE	<b>Total Charge</b>	<b>USD \$17.16</b>
FedEx Use	004710969/0000241/_		

<b>Picked up:</b> Mar 01, 2010	<b>Cust. Ref:</b> 806100	<b>Ref #2:</b>
<b>Payor:</b> Shipper	<b>Ref #3:</b>	

- The Earned Discount for this ship date has been calculated based on a revenue threshold of \$ 5001.84
- Fuel Surcharge - FedEx has applied a fuel surcharge of 7.50% to this shipment.
- Distance Based Pricing, Zone 7

<b>Automation</b>	USAB	<b>Sender</b>	<b>Recipient</b>
Tracking ID	871019582419	JUDY GILLMORE	ANNETTE ZAVILLA
Service Type	FedEx Standard Overnight	UTILITIES INC OF CENTRAL NEV	UTILITIES INC
Package Type	FedEx Envelope	1240 E STATE ST STE 115	2335 SANDERS RD
Zone	07	PAHRUMP NV 89048-2180 US	NORTHBROOK IL 60062 US
Packages	1		
Rated Weight	N/A		
Delivered	Mar 02, 2010 10:03	Transportation Charge	24.05
Svc Area	A1	Earned Discount	-9.86
Signed by	N.PAULE	Fuel Surcharge	1.06
FedEx Use	006011630/0000255/_	<b>Total Charge</b>	<b>USD \$15.25</b>

<b>Shipper Subtotal</b>	<b>USD</b>	<b>\$271.41</b>
<b>Total FedEx Express</b>	<b>USD</b>	<b>\$271.41</b>





<b>Invoice Number</b> 7-010-91001	<b>Invoice Date</b> Mar 05, 2010	<b>Account Number</b> 2499-0288-8	<b>Page</b> 3 of 6
--------------------------------------	-------------------------------------	--------------------------------------	-----------------------

### FedEx Express Shipment Detail By Payor Type (Original)

**Picked up:** Feb 02, 2010      **Cust. Ref.:** BU 800100      **Ref.#2:**  
**Payor:** Shipper      **Ref.#3:**

- The Earned Discount for this ship date has been calculated based on a revenue threshold of \$ 5166.70
- Fuel Surcharge - FedEx has applied a fuel surcharge of 6.50% to this shipment.
- Distance Based Pricing, Zone 7

<b>Automation</b>	INET	<b>Sender</b>	<b>Recipient</b>	
<b>Tracking ID</b>	7932395820559	Tecia Marotta	Mike Miller	
<b>Service Type</b>	FedEx Express Saver	Utilities Inc Central Nevada	Utilities, Inc.	
<b>Package Type</b>	Customer Packaging	1240 E. State Street #115	5509 N HIGHLAND DR	
<b>Zone</b>	07	PAHRUMP NV 89048 US	MCHENRY IL 60050 US	
<b>Packages</b>	1			
<b>Rated Weight</b>	40.0 lbs, 18.1 kgs	<b>Transportation Charge</b>		89.35
<b>Delivered</b>	Feb 05, 2010 15:02	<b>Earned Discount</b>		-35.74
<b>Svc Area</b>	A2	<b>Automation Bonus Discount</b>		-8.94
<b>Signed by</b>	T.LUCIA	<b>Fuel Surcharge</b>		2.90
<b>FedEx Use</b>	00000000/0007177/_	<b>Total Charge</b>	<b>USD</b>	<b>\$47.57</b>

**Picked up:** Feb 03, 2010      **Cust. Ref.:** BU 800100      **Ref.#2:**  
**Payor:** Shipper      **Ref.#3:**

- Fuel Surcharge - FedEx has applied a fuel surcharge of 6.50% to this shipment.
- The Earned Discount for this ship date has been calculated based on a revenue threshold of \$ 5166.70
- Distance Based Pricing, Zone 7
- FedEx has audited this shipment for correct packages, weight, and service. Any changes made are reflected in the invoice amount.
- We calculated your charges based on a dimensional weight of 10.0 lbs., 18" x 12" x 9", divided by 194.

<b>Automation</b>	INET	<b>Sender</b>	<b>Recipient</b>	
<b>Tracking ID</b>	793239408059	Tecia Marotta	John Hopkins	
<b>Service Type</b>	FedEx Express Saver	Utilities Inc Central Nevada	Utilities, Inc.	
<b>Package Type</b>	Customer Packaging	1240 E. State Street #115	2335 Sanders Road	
<b>Zone</b>	07	PAHRUMP NV 89048 US	NORTHBROOK IL 60062 US	
<b>Packages</b>	1			
<b>Actual Weight</b>	9.0 lbs, 4.1 kgs	<b>Transportation Charge</b>		31.35
<b>Rated Weight</b>	10.0 lbs, 4.5 kgs	<b>Fuel Surcharge</b>		1.02
<b>Delivered</b>	Feb 05, 2010 10:01	<b>Earned Discount</b>		-12.54
<b>Svc Area</b>	A1	<b>Automation Bonus Discount</b>		-3.14
<b>Signed by</b>	A.ZAVILLE	<b>Total Charge</b>	<b>USD</b>	<b>\$15.69</b>
<b>FedEx Use</b>	00000000/0007177/_			

**Picked up:** Feb 05, 2010      **Cust. Ref.:** 800100      **Ref.#2:**  
**Payor:** Shipper      **Ref.#3:**

- The Earned Discount for this ship date has been calculated based on a revenue threshold of \$ 5166.70
- Fuel Surcharge - FedEx has applied a fuel surcharge of 6.50% to this shipment.
- Distance Based Pricing, Zone 7

<b>Automation</b>	USAB	<b>Sender</b>	<b>Recipient</b>	
<b>Tracking ID</b>	871019582350	JUDY GILLMORE	ANNETTE ZAVILLA	
<b>Service Type</b>	FedEx Standard Overnight	UTILITIES INC OF CENTRAL NEV	UTILITIES INC	
<b>Package Type</b>	FedEx Envelope	1240 E STATE ST STE 115	2335 SANDERS RD	
<b>Zone</b>	07	PAHRUMP NV 89048-2180 US	NORTHBROOK IL 60062 US	
<b>Packages</b>	1			
<b>Rated Weight</b>	N/A	<b>Transportation Charge</b>		24.05
<b>Delivered</b>	Feb 08, 2010 13:32	<b>Earned Discount</b>		-9.86
<b>Svc Area</b>	A1	<b>Fuel Surcharge</b>		0.92
<b>Signed by</b>	N.PAULE	<b>Total Charge</b>	<b>USD</b>	<b>\$15.11</b>
<b>FedEx Use</b>	003609741/0000255/_			



<b>Invoice Number</b> 7-010-91001	<b>Invoice Date</b> Mar 05, 2010	<b>Account Number</b> 2499-0288-8	<b>Page</b> 4 of 6
--------------------------------------	-------------------------------------	--------------------------------------	-----------------------

Picked up: Feb 05, 2010

Cust. Ref.: 2009242

Ref.#2:

Payer: Shipper

Ref.#3:

- Fuel Surcharge - FedEx has applied a fuel surcharge of 6.50% to this shipment.
- The Earned Discount for this ship date has been calculated based on a revenue threshold of \$ 5166.70
- Distance Based Pricing, Zone 2

Automation USAB  
 Tracking ID 871019582360  
 Service Type FedEx Standard Overnight  
 Package Type FedEx Envelope  
 Zone 02  
 Packages 1  
 Rated Weight N/A  
 Delivered Feb 08, 2010 08:59  
 Svc Area A1  
 Signed by E.JAMES  
 FedEx Use 003609749/0000200/\_

**Sender**  
 JUDY GILLMORE  
 UTILITIES INC OF CENTRAL NEV  
 1240 E STATE ST STE 115  
 PAHRUMP NV 89048-2100 US

**Recipient**  
 FREDERICK MARCELL  
 BLM  
 4701 NORTH TORREY PINES DR  
 LAS VEGAS NV 89130 US

Transportation Charge 14.70  
 Fuel Surcharge 0.56  
 Earned Discount -6.03  
 Direct Signature 3.00  
**Total Charge USD \$12.23**

Picked up: Feb 11, 2010

Cust. Ref.: 45301

Ref.#2:

Payer: Shipper

Ref.#3:

- Fuel Surcharge - FedEx has applied a fuel surcharge of 6.50% to this shipment.
- The Earned Discount for this ship date has been calculated based on a revenue threshold of \$ 5131.80
- Distance Based Pricing, Zone 4

Automation USAB  
 Tracking ID 870399025911  
 Service Type FedEx Standard Overnight  
 Package Type FedEx Envelope  
 Zone 04  
 Packages 1  
 Rated Weight 1.0 lbs, 0.5 kgs  
 Delivered Feb 12, 2010 09:58  
 Svc Area A2  
 Signed by M.GOWER  
 FedEx Use 004209437/0000222/\_

**Sender**  
 BILL COATES  
 UTILITIES INC OF CENTRAL NEV  
 1240 E STATE ST STE 115  
 PAHRUMP NV 89048-2100 US

**Recipient**  
 MS DIANA SILSBY  
 BUREAU OF WATER ALLOW  
 901 S STEWART ST STE 4001  
 CARSON CITY NV 89701 US

Transportation Charge 21.30  
 Fuel Surcharge 0.82  
 Earned Discount -8.73  
**Total Charge USD \$13.39**

Picked up: Feb 11, 2010

Cust. Ref.: 860510

Ref.#2:

Payer: Shipper

Ref.#3:

- The Earned Discount for this ship date has been calculated based on a revenue threshold of \$ 5131.80
- Fuel Surcharge - FedEx has applied a fuel surcharge of 6.50% to this shipment.
- Distance Based Pricing, Zone 7

Automation USAB  
 Tracking ID 871019582371  
 Service Type FedEx Standard Overnight  
 Package Type FedEx Envelope  
 Zone 07  
 Packages 1  
 Rated Weight N/A  
 Delivered Feb 12, 2010 09:56  
 Svc Area A1  
 Signed by N.PAULE  
 FedEx Use 004209437/0000255/\_

**Sender**  
 JUDY GILLMORE  
 UTILITIES INC OF CENTRAL NEV  
 1240 E STATE ST STE 115  
 PAHRUMP NV 89048-2100 US

**Recipient**  
 ANNETTE ZAVILLA  
 UTI UTILES INC  
 2335 SANDERS RD  
 NORTHBROOK IL 60062 US

Transportation Charge 24.05  
 Earned Discount -9.86  
 Fuel Surcharge 0.92  
**Total Charge USD \$15.11**

Picked up: Feb 15, 2010

Cust. Ref.: NO REFERENCE INFORMATION

Ref.#2:

Payer: Shipper

Ref.#3:

- Fuel Surcharge - FedEx has applied a fuel surcharge of 6.50% to this shipment.
- The Earned Discount for this ship date has been calculated based on a revenue threshold of \$ 5044.05
- Distance Based Pricing, Zone 7

Automation USAB  
 Tracking ID 870399025933  
 Service Type FedEx 2Day  
 Package Type Customer Packaging  
 Zone 07  
 Packages 1  
 Rated Weight 18.0 lbs, 8.2 kgs  
 Delivered Feb 17, 2010 09:38  
 Svc Area A1  
 Signed by N.PAULE

**Sender**  
 GRACE DUGAN  
 UTILITIES INC OF CENTRAL NEV  
 1240 E STATE ST STE 115  
 PAHRUMP NV 89048-2100 US

**Recipient**  
 TOM OSTLER  
 UTILITIES INC  
 2335 SANDERS RD  
 NORTHBROOK IL 60062 US

Transportation Charge 71.05  
 Fuel Surcharge 2.77  
 Earned Discount -28.42

Continued on next page



# EXPENSE REPORT FORM

3009567 Batch 18115

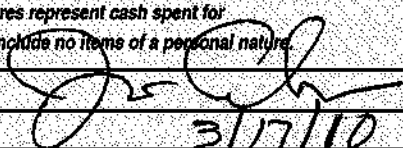
- 1) Complete all sections where applicable
- 2) Attach receipts onto separate page, attach to form
- 3) Explain ALL entertainment expenses on the back of form
- 4) Keep photocopies of all forms for your protection
- 5) Submit completed form to supervisor for approval

Name Jim Casados  
 Doc 245123  
 Business Unit 2010188

2010188 2856 00801

Doc \_\_\_\_\_



Date Co / Sub								Total	Account Codes
	3/14/10	3/15/10	3/16/10						
Meals	29.17	59.57	17.46					\$106.20	6200
Hotel ( room, tax, phone calls)			404.60					\$404.60	6185
Mileage Driven									
Mileage Value @ 0.55	0.00	0.00	0.00	0.00	0.00	0.00	0.00	\$0.00	5880
Airfare (including penalties)								\$0.00	6185
Car Rental (including fuel)								\$0.00	6185
Parking								\$0.00	6185
Tolls								\$0.00	6185
Taxi - Limousine								\$0.00	6185
Entertainment								\$0.00	5825
Education								\$0.00	5820
Other / Rate School registration								\$0.00	5690
Other:								\$0.00	
Other:								\$0.00	
Other:								\$0.00	

Purpose of the Expense:	<b>Payment Recap</b>
Business Benefit:	Total of the Front of the Expense Form: <b>\$510.80</b>
# Days on Business:	Subtract Any Advance: <b>less</b>
Explanation: <u>Work with City Of Middlesboro for Payments Processing</u>	Net Amount Due to the Employee: <b>\$510.80</b>
<u>See attached</u>	<i>I hereby certify that the above expenditures represent cash spent for legitimate company business only and include no items of a personal nature.</i>
Authorized Signature:	Employee Signature: 
Date Authorized:	Date Signed: <u>3/17/10</u>



- 1) Complete all sections where applicable
- 2) Attach receipts onto separate page, attach to form
- 3) Explain ALL entertainment expenses on the back of form
- 4) Keep photocopies of all forms for your protection
- 5) Submit completed form to supervisor for approval

Name Jim Casados  
 Business Unit 2010188

Date Co / Sub	3/14/10	3/15/10	3/16/10						Total	Account Codes
	Meals	29.17	59.57	17.46						\$106.20
Hotel ( room, tax, phone calls)			404.60						\$404.60	6185
Mileage Driven										
Mileage Value @ 0.55	0.00	0.00	0.00	0.00	0.00	0.00	0.00	0.00	\$0.00	5880
Airfare (including penalties)									\$0.00	6185
Car Rental (including fuel)									\$0.00	6185
Parking									\$0.00	6185
Tolls									\$0.00	6185
Taxi - Limousine									\$0.00	6185
Entertainment									\$0.00	5825
Education									\$0.00	5820
Other: / Rate School registration									\$0.00	5690
Other:									\$0.00	
Other:									\$0.00	
Other:									\$0.00	
Purpose of the Expense:					Payment Recap					
Business Benefit:					Total of the Front of the Expense Form:					\$510.80
# Days on Business:					Subtract Any Advance:					less
Explanation: Work with City Of Middlesboro for Payments Processing					Net Amount Due to the Employee:					\$510.80
					I hereby certify that the above expenditures represent cash spent for legitimate company business only and include no items of a personal nature.					
Authorized Signature: 					Employee Signature: 					
Date Authorized: 3-17-10					Date Signed: 3/17/10					



03-16-10

<b>ADRIENNE KRUGLER</b>	Folio No. : <b>43508</b>	Cashier No. : <b>103</b>	Room No. : <b>223</b>
<b>REBA</b>	A/R Number :		Arrival : <b>03-14-10</b>
<b>US</b>	Group Code :		Departure : <b>03-16-10</b>
	Company :		Conf. No. : <b>62200732</b>
	Membership No. :		Rate Code : <b>IGCOR</b>
	Invoice No. :		Page No. : <b>1 of 1</b>

Date	Description	Charges	Credits
03-14-10	*Accommodation	91.95	
03-14-10	State Tax	5.52	
03-14-10	City Tax	0.92	
03-14-10	Occupancy Tax	2.76	
03-15-10	*Accommodation	91.95	
03-15-10	State Tax	5.52	
03-15-10	City Tax	0.92	
03-15-10	Occupancy Tax	2.76	
03-16-10	Visa XXXXXXXXXXXXXXX1139		202.30
<b>Total</b>		<b>202.30</b>	<b>202.30</b>
<b>Balance</b>		<b>0.00</b>	

**Guest Signature:** \_\_\_\_\_

I have received the goods and / or services in the amount shown heron. I agree that my liability for this bill is not waived and agree to be held personally liable in the event that the indicated person, company, or associate fails to pay for any part or the full amount of these charges. If a credit card charge, I further agree to perform the obligations set forth in the cardholder's agreement with the issuer.



03-16-10

<b>ADRIENNE KRUGLER</b>	Folio No. : 43505	Cashier No. : 103	Room No. : 211
<b>REBA</b>	A/R Number :		Arrival : 03-14-10
<b>US</b>	Group Code :		Departure : 03-16-10
	Company :		Conf. No. : 61117687
	Membership No. :		Rate Code : IGCOR
	Invoice No. :		Page No. : 1 of 1

Date	Description	Charges	Credits
03-14-10	*Accommodation	91.95	
03-14-10	State Tax	5.52	
03-14-10	City Tax	0.92	
03-14-10	Occupancy Tax	2.76	
03-15-10	*Accommodation	91.95	
03-15-10	State Tax	5.52	
03-15-10	City Tax	0.92	
03-15-10	Occupancy Tax	2.76	
03-16-10	Visa XXXXXXXXXXXXXXX1139		202.30
<b>Total</b>		<b>202.30</b>	<b>202.30</b>
<b>Balance</b>		<b>0.00</b>	

**Guest Signature:** \_\_\_\_\_

I have received the goods and / or services in the amount shown heron. I agree that my liability for this bill is not waived and agree to be held personally liable in the event that the indicated person, company, or associate fails to pay for any part or the full amount of these charges. If a credit card charge, I further agree to perform the obligations set forth in the cardholder's agreement with the issuer.





THANK YOU FOR CHOOSING MCDONALDS  
 WE VALUE YOUR OPINION PLEASE CALL  
 MCDONALDS CORPORATION 1-708-243-0542  
 OUR PLEASURE IS TO SERVE YOU

4255 US HWY 24 W  
 BENTON, IN 47977

THANK YOU

MCD 19606 TEL# (219)261-2889  
 24 KS#01 S#1 Mar. 14 '10(Sun) 14:17  
 STORE# 19606

**Order #124 EAT IN**

2 5TH STYLE CKN MEAL	7.00
2 MED COKE	2.58
SUB TOTAL	9.58
EAT IN TAX	0.67
-----	
	10.25
CASH TENDERED	20.00
CHANGE	9.75

J MILTONS  
 US 25 HWY EAST  
 MIDDLESBORO, KY 40965  
 PHONE #(606) 248-0458

Merchant ID: 04260625  
 Server ID: 1

**Sale**

XXXXXXXXXXXX1139

VISA Entry Method: Swiped

Amount: \$ 28.78

Tip: 2.00

Total: 35.78

03/15/10 12:53:55

Inv#: 000005 Appr Code: 045312

Apprvd: Online Batch#: 001448

Customer Copy  
 THANK YOU!  
 PLEASE COME AGAIN!

J. Milton's  
 US 25-E  
 Middlesboro, KY  
 (606)-248-0458  
 VOTED BEST RESTAURANT  
 IN THE AREA!

1903 Kenzie S

Tbl 24/1 Chk 5665 Gst 3  
 Mar 15 '10 11:23AM

3 Lunch Buffet @ 7.79	23.37
2 Soft Drink @ 1.89	3.78
1 Water	0.00

Subtotal 27.15  
 Tax 1.63

12:00 Total **28.78**

PLEASE PAY CASHIER!

# Pelanchos

**MEXICAN GRILL**



605 N. 12th Street  
 Middleboro, KY 40965  
 606-248-0303

**Cash Receipt**

Date: 03-15-10

Amount: ~~\$~~ \$ 18.79

PELANCHOS MEXICAN GR

605 N 12TH ST  
 MIDDLESBORO, KY 40965

Terminal #: 0000001  
 MAR 15, 10 2:00 PM

Server ID: 1

VISA

SALE BATCH # 121

REF #: 017  
 AUTH #: 08117

AMOUNT \$18.79

TIP \$2.00

TOTAL 20.79

APPROVED

606-248-0303

CUSTOMER COPY







## BILL OF SALE

KNOW ALL MEN BY THESE PRESENTS:

THAT, Utilities Inc. of Florida, (Owner) having its principal place of business at 200 Weathersfield Ave, Altamonte Springs, FL, 32714 (hereinafter referred to as "Seller"), for in consideration of the sum of \$15.00 dollars and other valuable consideration paid by Kathy Sillitoe, (hereinafter referred to as "Purchaser"), the receipt of which is hereby acknowledged by the Seller, has granted, bargained, sold, transferred over and delivered and by these presents does hereby grant, bargain, sell, transfer and set over and deliver to the Purchaser the following Nextel Phones:

10001051871200	830855015310	40234CCCBB	7100t
----------------	--------------	------------	-------

The Seller covenants to, and with the Purchaser and its successors and assigns, that the Seller is the lawful owner of said personal property; that said property is free from all liens and encumbrances except those described herein, if any; that the Seller has good right to sell said property to the aforesaid Purchaser; and that the Seller warrants and shall defend said property against the claims and demands of all persons whomsoever.

TO HAVE AND TO HOLD all said property as above described unto the Purchaser, its successors and assigns forever.

IN WITNESS WHEREOF, the Seller has executed this Bill Of Sale as of the 14th day of December, 2009.

Signed, sealed and delivered

In the presence of:

  
Seller's Signature

Patrick Flynn, Regional Director

Seller's Name and Title

**BILL OF SALE**

**KNOW ALL MEN BY THESE PRESENTS:**

THAT, Utilities Inc. of Florida, (Owner) having its principal place of business at 200 Weathersfield Ave, Altamonte Springs, FL. 32714 (hereinafter referred to as "Seller"), for in consideration of the sum of \$15.00 ea. for a total of thirty dollars and other valuable consideration paid by Leanne Loeffel, (hereinafter referred to as "Purchaser"), the receipt of which is hereby acknowledged by the Seller, has granted, bargained, sold, transferred over and delivered and by these presents does hereby grant, bargain, sell, transfer and set over and deliver to the Purchaser the following Nextel Phones:

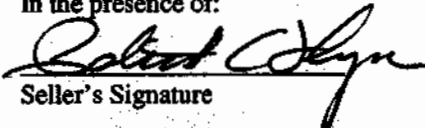
10001091484200	831016370310	4023F067BB	7100i
10000891758200	830247226310	4020DABFBB	7100i

The Seller covenants to, and with the Purchaser and its successors and assigns, that the Seller is the lawful owner of said personal property; that said property is free from all liens and encumbrances except those described herein, if any; that the Seller has good right to sell said property to the aforesaid Purchaser; and that the Seller warrants and shall defend said property against the claims and demands of all persons whomsoever.

TO HAVE AND TO HOLD all said property as above described unto the Purchaser, its successors and assigns forever.

IN WITNESS WHEREOF, the Seller has executed this Bill Of Sale as of the 7th day of December, 2009.

Signed, sealed and delivered  
In the presence of:

  
Seller's Signature

Patrick Flynn, Regional Director  
Seller's Name and Title

**BILL OF SALE**

**KNOW ALL MEN BY THESE PRESENTS:**

THAT, Utilities Inc. of Florida, (Owner) having its principal place of business at 200 Weathersfield Ave. Altamonte Springs, FL. 32714 (hereinafter referred to as "Seller"), for in consideration of the sum of \$15.00 ea. for a total of thirty dollars and other valuable consideration paid by Ray Hogue, (hereinafter referred to as "Purchaser"), the receipt of which is hereby acknowledged by the Seller, has granted, bargained, sold, transferred over and delivered and by these presents does hereby grant, bargain, sell, transfer and set over and deliver to the Purchaser the following Nextel Phones:

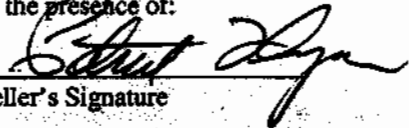
10000063345200	828976074310	400EC577BB	7100i
10000739022200	829430990310	401E861EBB	7100i

The Seller covenants to, and with the Purchaser and its successors and assigns, that the Seller is the lawful owner of said personal property; that said property is free from all liens and encumbrances except those described herein, if any; that the Seller has good right to sell said property to the aforesaid Purchaser; and that the Seller warrants and shall defend said property against the claims and demands of all persons whomsoever.

TO HAVE AND TO HOLD all said property as above described unto the Purchaser, its successors and assigns forever.

IN WITNESS WHEREOF, the Seller has executed this Bill Of Sale as of the 11th day of December, 2009.

Signed, sealed and delivered  
In the presence of:

  
Seller's Signature

Patrick Flynn, Regional Director  
Seller's Name and Title



UTILITIES INC. OF FLORIDA  
200 WEATHERSFIELD AVE.  
ALTAMONTE SPRINGS, FL 32714

1356

DATE 1/18/10

PAY TO THE  
ORDER OF

United Safety Council

\$ 215.00

Two hundred fifteen and 00/100

DOLLARS

Bank of America



PETTY CASH FUND

NON-NEGOTIABLE

⑈001356⑈

UTILITIES INC. OF FLORIDA  
ALTAMONTE SPRINGS, FL 32714

**DETACH AND RETAIN THIS STATEMENT**  
THE ATTACHED CHECK IS IN PAYMENT OF ITEMS DESCRIBED BELOW  
IF NOT CORRECT, PLEASE NOTIFY US PROMPTLY. NO RECEIPT DESIRED

DATE	DESCRIPTION	AMOUNT
1/18/10	United Safety Council Annual Safety Awards Dinner Tentative @ 5:30/week	\$215.00

NON-NEGOTIABLE

**PETTY CASH ACCOUNT  
CHECK REQUEST**

Request Date: 1/7/10 Requested by: Scotty

Date Needed: 1/8/10

Check Amount: \$245.00


Payable To: United Safety Council

Reason for Expenditure: \_\_\_\_\_ W.O. # \_\_\_\_\_

Other: Annual Safety Awards Banquet


System Name: 7 attendees @ \$35/ea.  
(if applicable)

- Mail check (address above or attached)
- Check will be hand delivered - give to Scotty
- Other instructions \_\_\_\_\_

Approved by: 

Check # 1356

Dated: 1/8/10

Recorded: 



200 Weathersfield Avenue  
Altamonte Spring, Florida 32714-4027  
Telephone: 407-869-1919  
Florida: 800-272-1919  
Fax: 407-869-6961  
[florida@ulwater.com](mailto:florida@ulwater.com)

**MEMORANDUM**

Date: January 7, 2010  
To: United Safety Council  
CC:  
From: Scotty L. Haws  
Subject: 57<sup>th</sup> Annual Safety Awards Banquet  
List of Attendees

The following is a list of attendees for the Annual Awards Banquet.

Scotty Haws  
Lee Neal  
Dave Shoffstall  
Robert Buono  
Lenny Godwin  
Chris Blasco  
Robert Callahan

Please see enclosed a check in the amount of \$245.00 for the luncheon.

AND,  
PER PATRICK,  
PLEASE GENERATE A CHECK  
FROM PAYEE CASH IN THE AMOUNT  
OF \$245.00 FOR THE  
(UNITED SAFETY COUNCIL)  
SAFETY AWARDS BANQUET.  
THE RSVP IS DUE BY  
JAN. 13, 2009.  
THANK YOU

# United Safety Council 57<sup>th</sup> Annual Safety Awards Banquet

## Menu:

Gold Coast Chicken  
Breast of Chicken topped with Plum Tomato, smoked Gouda Cheese and Chipotle Sauce.  
Parsley Fingerling Potatoes.

Served with:  
Pasta House Salad, Fresh Seasonal Vegetables, Warm Rolls and Butter,  
Double Chocolate Fudge Cake with Raspberry Crème Anglaise and Beverages  
*If someone in your party has a special dietary need, please call the USC office by January 13, 2010*

## Registration:

If pre-registering by mail, send to: UNITED SAFETY COUNCIL

427 N. Primitivo Dr., Orlando, FL 32803 or fax your RSVP to 407.895.2650

Note: Please enclose a typed list of attendees so we may prepare name tags in advance

Number attending the luncheon at \$85.00 each: 7 (Reserved seating for groups of 4 or more.)

Business Attire Please

COMPANY: Orlando Police Department PHONE: (407) 549-8582 x 334

CONTACT NAME: Patricia L. Hunt

ADDRESS: 427 N. Primitivo Dr., Orlando, FL 32803

Check enclosed made out to United Safety Council or

Please bill our Visa/Mastercard/Discover card (Please call our office to process this transaction at 407.897.4443. At that time, we will obtain your credit card information.)

I will pay at the door.

SIGNATURE: [Signature]

Avoid the Registration line, RSVP with payment before January 13, 2010.

Please note: No shows will be billed.

UTILITIES INC. OF FLORIDA  
200 WEATHERSFIELD AVE.  
ALTAMONTE SPRINGS, FL 32714

1357

DATE 1/14/15



PAY TO THE ORDER OF Mazol's Carpet Care \$ 150.00

One hundred fifty & 00/100 DOLLARS



PETTY CASH FUND

*[Signature]*  
NON-NEGOTIABLE

⑈00 1357⑈

UTILITIES INC. OF FLORIDA  
ALTAMONTE SPRINGS, FL 32714

**DETACH AND RETAIN THIS STATEMENT**  
THE ATTACHED CHECK IS IN PAYMENT OF ITEMS DESCRIBED BELOW  
IF NOT CORRECT, PLEASE NOTIFY US PROMPTLY. NO RECEIPT DESIRED

DATE	DESCRIPTION	AMOUNT
<u>1/14/15</u>	<u>Mazol's Carpet Care</u> <u>CB office</u>	<u>150.00</u>

NON-NEGOTIABLE

**PETTY CASH ACCOUNT  
CHECK REQUEST**

Request Date: 1/14/10 Requested by: Ann

Date Needed: 1/14/10

Check Amount: \$150.00


Payable To: Mazol's Carpet Care


Reason for Expenditure: W.O. # \_\_\_\_\_

Other: CLS office - carpet patch

System Name: \_\_\_\_\_  
(if applicable)

- Mail check (address above or attached)
- Check will be hand delivered - give to Ann
- Other instructions \_\_\_\_\_

Approved by: 

Check # 1357 Dated: 1, 14, 10 Recorded: 









**BILL OF SALE**

**KNOW ALL MEN BY THESE PRESENTS:**

THAT, Utilities Inc. of Florida (Owner) having its principal place of business at 200 Weathersfield Ave. Altamonte Springs, FL. 32714 (hereinafter referred to as "Seller"), for in consideration of the sum of \$15.00 ea. for a total of thirty dollars and other valuable consideration paid by Daniel Anderson (hereinafter referred to as "Purchaser"), the receipt of which is hereby acknowledged by the Seller, has granted, bargained, sold, transferred over and delivered and by these presents does hereby grant, bargain, sell, transfer and set over and deliver to the Purchaser the following Nextel Phones:

10001057970200	830913108310	402365DFBB	7100f
10000511949200	830409338310	401964ACBB	7100f


The Seller covenants to, and with the Purchaser and its successors and assigns, that the Seller is the lawful owner of said personal property; that said property is free from all liens and encumbrances except those described herein, if any; that the Seller has good right to sell said property to the aforesaid Purchaser; and that the Seller warrants and shall defend said property against the claims and demands of all persons whomsoever.

**TO HAVE AND TO HOLD** all said property as above described unto the Purchaser, its successors and assigns forever.

IN WITNESS WHEREOF, the Seller has executed this Bill Of Sale as of the 8th day of December, 2009.

Signed, sealed and delivered


In the presence of:



Seller's Signature

Patrick Flynn, Regional Director

Seller's Name and Title



UTILITIES INC. OF FLORIDA  
200 WEATHERSFIELD AVE.  
ALTAMONTE SPRINGS, FL 32714

1358

DATE 11/28/10

PAY TO THE  
ORDER OF

*Powerless Subs*

\$ 31.83

*Thirty six and 83/100*

DOLLARS

Bank of America.



PETTY CASH FUND

NON-NEGOTIABLE

⑈001358⑈

UTILITIES INC. OF FLORIDA  
ALTAMONTE SPRINGS, FL 32714

**DETACH AND RETAIN THIS STATEMENT**  
THE ATTACHED CHECK IS IN PAYMENT OF ITEMS DESCRIBED BELOW  
IF NOT CORRECT, PLEASE NOTIFY US PROMPTLY. NO RECEIPT DESIRED

DATE	DESCRIPTION	AMOUNT
<i>11/28/10</i>	<i>Powerless Subs</i>	<i>31.83</i>
	<i>102106 - Shareholder Interest</i>	

NON-NEGOTIABLE

**PETTY CASH ACCOUNT  
CHECK REQUEST**

•3•31  
14-46 0081  
•3•99 2\*  
•0•99 2\*  
•4•99 2\*  
•1•50 2\*  
•3•99 2\*  
•0•99 2\*  
•0•99 2\*  
•4•99 2\*  
•4•75 2\*  
•1•50 2\*  
•0•99 2\*  
•4•75 2\*  
•4•99 2\*

Request Date: 1/25/10 Requested by: \_\_\_\_\_

Date Needed: 1/25/10

Check Amount: \$ 36.83


Payable To: Lowess Subs


Reason for Expenditure: \_\_\_\_\_  
W.O. # \_\_\_\_\_

Other: Sharetel Install - 6

System Name: 102106  
(if applicable)

- Mail check (address above or attached)
- Check will be hand delivered -- give to Ann
- Other instructions \_\_\_\_\_

Approved by: 

Check # 1358 Dated: 1/25/10 Recorded: 

•39•41 TR  
•2•76 TI  
•42•17 SI  
•4•75 CR  
•37•42 BR  
14-57 0082  
..... ES  
14-57 0083

U.S. FEDERAL RESERVE NOTE

DATE: 11/2/10

Pay to the order of *Harless Sub*

\$ 3,83

Thirty Six and 83/100

DOLLARS

Clarke American

PERMIT CASE FINE

*[Signature]*  
NON-NEGOTIABLE

⑈001358⑈

LITHOGRAPHED IN ALABAMA  
ALABAMA SPRINGS, FL 32714

**PLEASE AND RETAIN THIS RECEIPT**  
THE ATTACHED CHECK IS IN PAYMENT OF ITEMS DESCRIBED BELOW.  
IF NOT CORRECT, PLEASE NOTIFY US PROMPTLY. NO REFUND OF FEE.

DATE	DESCRIPTION	AMOUNT
11/2/10	Lawrence Jobs	3,83
	102106 - Stareteq Install	

NON-NEGOTIABLE

3010030

**EXPENSE REPORT FORM**

Batch 78896


Name Don Sudduth

Doc 248046

Business Unit Project 2010188

Date Co / Sub	3/1/10	3/2/10	3/3/10	3/4/10	3/5/10	2010188	Total	Account Codes
	2010188	2010188	2010188	2010188	2010188			
Meals	56.59 ✓	144.91 ✓	17.76 ✓	45.44 ✓	97.42 ✓		\$362.12	6200
Hotel ( room, tax, phone calls)							\$0.00	6185
Mileage Driven								
Mileage Value @ 0.485	0.00	0.00	0.00	0.00	0.00	0.00	\$0.00	5880
Airfare (including penalties)							\$0.00	6190
Car Rental (including fuel)							\$0.00	6185
Parking							\$0.00	6185
Tolls							\$0.00	6185
Taxi - Limousine							\$0.00	6185
Entertainment							\$0.00	5825
Education							\$0.00	5820
Other:							\$0.00	5690
Other: Tips							\$0.00	
Other:							\$0.00	
Other:							\$0.00	

**RECEIVED**  
MAR 30 2010  
BY: \_\_\_\_\_

<b>Purpose of the Expense:</b>	Customer Service ShorTel System implementation travel to Charlotte and Columbia 3/2.	<b>Payment Recap</b>	
<b>Business Benefit:</b>		<b>Total of the Front of the Expense Form:</b>	<b>\$362.12</b>
<b># Days on Business:</b>	5	<b>Subtract Any Advance:</b>	<b>less</b>
<b>Explanation:</b>	<p><i>H</i> Meals for self+Karen Sasic, Tom Ostler, Jim Casados, Nick Pannos, Rose Self and Bill Sowell.</p>	<b>Net Amount Due to the Employee:</b>	<b>\$362.12</b>
<b>Authorized Signature:</b>		<p><i>I hereby certify that the above expenditures represent cash spent for legitimate company business only and include no items of a personal nature.</i></p>	
<b>Date Authorized:</b>		<b>Employee Signature:</b>	
		<b>Date Signed:</b>	3/24/10

*W.S.*

MAR 30 2010

518 SUDDUTH/DON 99.00 03/05/10 12:00 3869 4025  
 ROOM NAME RATE DEPART TIME ACCT# GROUP  
 ACCB CAROLINA WATER 03/01/10 20:49  
 TYPE ARRIVE TIME  
 74  
 ROOM CLERK

PAYMENT MR#: XXXXX7233

DATE	ADDRESS	REFERENCE	CHARGES	CREDITS	BALANCE DUE
03/03	SUNDRIES	01830050	2.15		
03/05	VS CARD			\$2.15	

TO BE SETTLED TO: VISA CURRENT BALANCE .00

THANK YOU FOR CHOOSING MARRIOTT! TO EXPEDITE YOUR CHECK-OUT,  
 PLEASE CALL THE FRONT DESK, OR PRESS "MENU" ON YOUR  
 TV REMOTE CONTROL TO ACCESS VIDEO CHECK-OUT.

AS REQUESTED, A FINAL COPY OF YOUR BILL WILL BE EMAILED TO:  
 DLSTEGALL@UIWATER.COM  
 SEE "INTERNET PRIVACY STATEMENT" ON MARRIOTT.COM

Tell a friend about Marriott Rewards, you'll both get 1,000 points  
 when they stay -- up to five friends, five stays each.  
 That's up to 25,000 points for you. Refer Friends, Get Points!  
 See details at [MarriottRewards.com/Friend](http://MarriottRewards.com/Friend)

Register by March 31 to earn up to 25,000 MegaBonus points!  
 Earn bonus points for stays between February 1 and April 30, 2010  
 at over 3,100 participating properties around the world.  
 Register now at [MarriottRewards.com/MegaBonus](http://MarriottRewards.com/MegaBonus) or 888-MARRIOTT

Marriott Rewards Account # XXXXX7233  
 Date 03/01/10-03/05/10 Est. Eligible Revenue \$2.15  
 Est. base Points Earned: 22  
 For account activity: 801-468-4000 or [www.Marriott.com](http://www.Marriott.com)



LongHorn 5125

2255 Cross Pointe Dr  
Rock Hill, SC 29730

Check # :16505

Table 10

DENNIS

08:28 PM 03/02/2010

Gst 4

Transaction #:2091048681

-----  
ID # 5125 0611 6565

\*\*\*\*\*  
\* We value your opinion. Please \*  
\* tell us about your dining \*  
\* experience by completing an \*  
\* online survey within 7 days of \*  
\* your visit. You could win a \*  
\* \$1,000 Grand Prize or 1 of 100 \*  
\* \$50 prizes. Winners are drawn \*  
\* weekly!!! \*  
\* \*  
\* To complete the survey and enter \*  
\* the contest, go to \*  
\* www.LongHornSurvey.com and enter \*  
\* the ID on this receipt. \*  
\* NO PURCHASE NECESSARY. Void where \*  
\* prohibited. See Official Rules at \*  
\* www.LongHornSurvey.com. \*  
\*\*\*\*\*  
(OFFER EXPIRES Mar 9, 2010)

-----  
Card Number Auth Code  
xxxxxxxxxxxx 4144 075308  
sudduth/donald Visa

Check Amount 110.59

Tip .. 20.00  
Total .. 130.59

X  
Cardmember agrees to pay total in  
accordance with agreement governing  
use of such card.

Guest Copy

Welcome to Dunkin' Donuts  
Store #346218  
12075 Collegiate Way, Orlando  
3/1/2010 8:35:55 AM  
Drive-Thru

Order Number: **311849**

Register:5                      Tran Seq No: 311849  
Cashier:Harold P.  
1 Bagel w/Butter                      1.24  
1 Toasted  
1 Plain Bagel  
1 Ht Cof LG OrigBlnd                      1.99  
1 Cream  
1 Sugar

Sub. Total:                      \$3.23  
Tax:                                  \$0.21  
Total:                                  \$3.44  
Discount Total:                      \$0.00

Change                                  \$0.00  
DD Card:                              \$3.44

DD Card  
Card Num : XXXXXXXXXXXX  
Terminal : 97800022204  
Approval : 750738

Balance : \$ 16.77

\*\*\*\*\*

### HEY AMERICA!

WANT A FREE DONUT WHEN YOU PURCHASE A  
MEDIUM OR LARGER BEVERAGE?  
Go to [TELLDUNKIN.COM](http://TELLDUNKIN.COM) within  
3 days; tell us about your visit.  
Enter Validation Code: \_\_\_\_\_

Visit [DunkinDonuts.com](http://DunkinDonuts.com) for  
coupon restrictions.  
Franchisee: Please use PLU #201

Store #346218

Jocks & Jill's  
Sports Grill  
4109 Southstream Blvd  
Charlotte, NC 28217  
704-423-0001

Server: Brandy                      DOB: 03/01/2010  
08:20:01                                  03/01/2010  
Table 1                                  7/70030

Visa    5088678  
Card #XXXXXXXXXXXX11  
Magnetic card present: S. DOUTH DONALD  
Approval: 00567B

Amount:                      \$ 45.15  
+ Tip:                                  8.00  
Total:                                  53.15

X \_\_\_\_\_

JOIN OUR MYP PROGRAM TODAY AND GET  
REGISTERED FOR A CHANCE TO WIN THE MILLER  
LITE GOLF BAG DISPLAYED AT THE PLUS.  
ASK YOUR SERVER OR MANAGER DETAILS.  
THANK YOU FOR CHOOSING JOCKS AND JILL'S

CUSTOMER COPY

CHILI'S - CHARLOTTE 066  
MERCHANT ID  
03/04/10 21:30:58 T000  
CJ                      CHK #227  
                                CHARGE 1

VISA

XXXXXXXXXXXX4144  
SUODUTH/DONALD

AUTH #                      016488

CHARGE AMOUNT                      24.40

TIP AMOUNT                      4.00

TOTAL                                  28.40

GUEST COPY

WE WELCOME YOUR COMMENTS!  
PLEASE CALL US AT 1-800-983-4637  
OR VISIT US AT [WWW.CHILIS.COM](http://WWW.CHILIS.COM)

CHILI'S - CHARLOTTE 066  
MERCHANT ID  
03/05/10 14:32:15 T034  
CHK #096  
MAD  
CHARGE 1

NATHAN'S-CINNABON  
CHARLOTTE-DOUGLAS INT'L AIRPORT  
8730 TYLER  
CHK 5161 MAR05'10 3:09PM

VISA  
XXXXX 4144  
SUBBUHH/DONALD

AUTH # 063478

CHARGE AMOUNT 67.59

TIP AMOUNT 14.00

TOTAL 81.59

GUEST COPY

WE WELCOME YOUR COMMENTS!  
PLEASE CALL US AT 1-800-983-4637  
OR VISIT US AT WWW.CHILIS.COM

2 VASA 32 OZ 5.98  
Subtotal 5.98  
Tax 0.55  
Amt Paid 6.53  
XXXXXXXXXXXXXXXXX4 XX/XX  
VISA AU 4\* 1.50

THANK YOU, HNSHOST  
COMMENTS, CONCERNS OR QUESTIONS?  
PLEASE CONTACT 704-359-4316 OR  
CLTCUSTOMER@HNSHOST.COM

**YOUR ORDER NUMBER IS: 5161**

Welcome to Dunkin' Donuts  
Store #341168  
5133 South Blvd, Charlotte  
3/4/10 7:44:59 AM  
Eat In  
Order Number: **1221357**

Register:2 Tran Seq No: 1221357  
Cashier:Martha  
1 Latte LG Original 2.99  
1 Muffin 1.39  
1 Flat Cmb EW VEG 2.64  
1 Ht Cof MD DrigBlnd 1.35  
1 Donut 0.89  
1 Donut 0.89  
1 BstnKrm  
1 Crois Plain 1.19  
2 Ht Cof LG DrigBlnd 3.58  
1 Cream  
1 Sugar  
1 Hot Coffee & 2-1 Donut (LG) (0.38)  
1 Hot Coffee & Muffin (LG) (0.19)  
1 Bagel w/Butter 1.25  
1 Plain Bagel  
Sub. Total: \$15.60  
Tax: \$1.44  
Total: \$17.04  
Discount Total: (\$0.57)  
Change \$0.00  
DD Card: \$17.04  
\*\*\*\*\*

**HEY AMERICA!**  
WANT A FREE DONUT WHEN YOU PURCHASE A  
MEDIUM OR LARGER BEVERAGE?  
Go to TELLDUNKIN.COM within  
3 days; tell us about your visit.  
Enter Validation Code: \_\_\_\_\_

Welcome to Dunkin' Donuts  
Store #341168  
5133 South Blvd, Charlotte  
3/3/10 7:54:53 AM  
Eat In

Order Number: 1220493

Register:2 Tran Seq No: 1220493  
Cashier:Martha  
2 Ht Cof LG OrigBlnd 3.58  
1 Cream  
1 Sugar  
1 Bagel w/Butter 1.25  
1 Plain Bagel  
1 Latte MD Mch Swrl 2.49  
1 Crois Plain 1.19  
1 Ht Cof MD OrigBlnd 1.59  
1 Black  
1 Latte LG Mch Swrl 2.99  
1 Skm Milk  
1 Muffin Bluebry 1.39  
1 Hot Coffee & Muffin (MD) (0.19)

Sub. Total: \$14.29  
Tax: \$1.32  
Total: \$15.61  
Discount Total: (\$0.19)

Change \$0.00  
DD Card: \$2.45  
Visa: \$13.16

\*\*\*\*\*

**HEY AMERICA!**

WANT A FREE DONUT WHEN YOU PURCHASE A  
MEDIUM OR LARGER BEVERAGE?

Go to [TELLDUNKIN.COM](http://TELLDUNKIN.COM) within

3 days; tell us about your visit.

Enter Validation Code: \_\_\_\_\_

Visit [DunkinDonuts.com](http://DunkinDonuts.com) for  
coupon restrictions.

Franchisee: Please use PLU #201

Comments Call 704-523-5885

Thank You For Your Patronage

Welcome to Dunkin' Donuts  
Store #341168  
5133 South Blvd, Charlotte  
3/5/10 7:56:40 AM  
Eat In

Order Number: 1222275

Register:1 Tran Seq No: 1222275  
Cashier:Monica L.  
1 Ht Cof MD OrigBlnd 1.59  
1 Black  
1 Bagel w/Butter 1.25  
1 Plain Bagel  
1 Ht Cof LG OrigBlnd 1.79  
1 Cream  
1 Sugar  
1 Donut 0.89  
1 BstrnKrm  
1 Latte LG Original 2.99  
1 Skm Milk  
1 Splenda

Sub. Total: \$8.51  
Tax: \$0.79  
Total: \$9.30  
Discount Total: \$0.00

Change \$0.00  
DD Card: \$9.30

DD Card  
Card Num : XXXXXXXXXX  
Terminal : 97800014637  
Approval : 678675

Balance : \$ 63.66

\*\*\*\*\*

**HEY AMERICA!**

WANT A FREE DONUT WHEN YOU PURCHASE A  
MEDIUM OR LARGER BEVERAGE?

Go to [TELLDUNKIN.COM](http://TELLDUNKIN.COM) within

3 days; tell us about your visit.

Enter Validation Code: \_\_\_\_\_

Visit [DunkinDonuts.com](http://DunkinDonuts.com) for  
coupon restrictions.

Franchisee: Please use PLU #201

Comments Call 704-523-5885

Thank You For Your Patronage

30 10008

Batch 78999

Doc 248485



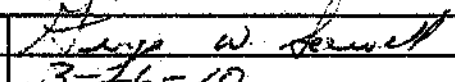
### EXPENSE REPORT FORM

- 1) Complete all sections where applicable
- 2) Attach receipts onto separate page, attach to form
- 3) Explain ALL entertainment expenses on the back of form
- 4) Keep photocopies of all forms for your protection
- 5) Submit completed form to supervisor for approval

Name George W. Sowell

Company 102

Business Unit 2010188

Date Co / Business Unit	2/6/10	2/7/10	2/8/10	2/9/10	2/10/10	2/11/10	2/12/10	2/13/10	Total	Account Codes	Date	
	2010188	2010188	2010188	2010188	2010188	2010188	2010188	2010188				
Meals	19.64 ✓	11.62 ✓	17.54 ✓	32.81 ✓	21.54 ✓	28.04 ✓	78.23	17.57 ✓	\$226.99	6200		
Hotel ( room, tax, phone calls)		166.20 ✓				235.41 ✓		181.95 ✓	\$583.56	6185		
Mileage Driven	26							26				
Mileage Value @ 0.5	13.00 ✓	0.00	0.00	0.00	0.00	0.00	0.00	13.00 ✓	\$26.00	6195		
Airfare (including penalties)	299.40 ✓								\$299.40	6190		
Car Rental (including fuel)								341.29 ✓	\$341.29	6195		
Parking / Tolls								100.00 ✓	\$100.00	6207		
Taxi - Limousine									\$0.00	6195		
Entertainment									\$0.00	6205		
Education - Operators									\$0.00	5820		
Education - Office									\$0.00	5690		
Other: Fuel-Co Car									\$0.00	6215		
Other: Dry Cleaning									\$0.00			
Other: Office Supplies					16.04 ✓				\$16.04	5880		
Purpose of the Expense:	Pahrump Consol: Credit & Collections: Interview CBC						Payment Recap					
Business Benefit:							Total of the Front of the Expense Form:			\$1,593.28		
# Days on Business:	8					Subtract Any Advance:			less			
Explanation:							Net Amount Due to the Employee:			<u>\$1,593.28</u>		
							<p>I hereby certify that the above expenditures represent cash spent for legitimate company business only and include no items of a personal nature.</p>					
Authorized Signature:							Employee Signature:					
Date Authorized:	3-26-10						Date Signed:			3-26-10		

RECEIVED  
MAR 31 2010  
BY: \_\_\_\_\_

# George W. Sowell

**From:** DeltaElectronicTicketReceipt@delta.com  
**Sent:** Wednesday, January 20, 2010 7:14 PM  
**To:** George W. Sowell  
**Subject:** GEORGE W ATLANTA 06FEB10



## Your Receipt and Itinerary

(Scan this barcode at a Delta Self-Service Kiosk to access your reservation.)

GEORGE W SOWELL  
2920 MILFORD CTS SW  
MARIETTA GA 30008

Thank you for choosing Delta. We encourage you to review this information before your trip. If you need to contact Delta or check on your flight information, go to [delta.com](http://delta.com), call 800-221-1212 or call the number on the back of your SkyMiles® card.

Now, managing your travel plans just got easier. You can exchange, reissue and refund electronic tickets at [delta.com](http://delta.com). Take control and make changes to your itineraries at [delta.com/itineraries](http://delta.com/itineraries).

Speed through the airport. Check-in online for your flight.

[→ Check-in](#)

## Flight Information

DELTA CONFIRMATION #: DLPL3M  
TICKET #: 00623190776434

Day	Date	Flight	Status	Bkng Class	City	Time	Meals/ Other	Seat/ Cabin
Sat	06FEB	DELTA 25	OK	T	LV ATLANTA AR LAS VEGAS	330P 508P	F	39D COACH
Sat	13FEB	DELTA 1090	OK	T	LV LAS VEGAS AR ATLANTA	303P 955P	F	19C COACH

Check your flight information online at [delta.com](http://delta.com) or call the Delta Flightline at 800-325-1999.

Baggage and check-in requirements vary by airport and airline, so please check with the operating carrier on your ticket.

Please review Delta's [check-in Requirements](#) and [baggage](#) guidelines for details.

You must be checked in and at the gate at least 15 minutes before your scheduled departure time for travel inside the United States.

You must be checked in and at the gate at least 45 minutes before your scheduled departure time for international travel.

For tips on flying safely with laptops, cell phones, and other battery-powered devices, please visit <http://SafeTravel.dot.gov>.

### Key to Terms

- # - Arrival date different than departure date
- \*\* - See [Seats](#) on [delta.com](http://delta.com)
- \*\*\* - Multi meals
- \*S\$ - Multiple seats
- AR - Arrives
- B - Breakfast
- C - Bagels/Beverages
- D - Dinner
- F - Food available for purchase
- L - Lunch
- LV - Departs
- M - Movie
- R - Refreshments - Complimentary
- S - Snack
- T - Cold meal
- V - Snacks for Sale

---

## Passenger Information

GEORGE W SOWELL  
SkyMiles Number: \*\*\*\*\*662

## Billing Details

## Receipt Information

Fare Details: ATL DL LAS129.30TA10X3SJ DL ATL129.30TA10X3SJ USD258.60END ZP A  
TLLAS XF ATL4.5LAS4.5

Fare: 258.60 USD      Form of Payment AX\*\*\*\*\*54003  
Tax: 40.80 TX  
Total: 299.40 USD

NON-REF/\$CHANGE FEE

Note: When using certain vouchers to purchase tickets, remaining credits may not be refunded. Additional charges and/or credits may apply and are displayed in the sections below.

This ticket is non-refundable unless issued at a fully refundable fare. Any change to your itinerary may require payment of a change fee and increased fare. Failure to appear for any flight without notice to Delta will result in cancellation of your remaining reservation.

## Detailed Tax Information

**Total Tax: 40.80 USD**

XF            9.00    ZP                    7.40    AY                    5.00    US                    19.40

---

## Ticketing Details

Scan this barcode at a Delta Self-Service Kiosk to access your reservation.



TICKET #: 00623190776434  
Issue Date: 01/20/10    Expiration: 01/20/11  
Place of Ticket Issue: LAXWEB  
Issuing Agent Id: DL/WW  
Ticket Issue date: 20JAN10  
Not Transferable

---

Save money when you  
book your next car or hotel  
at [delta.com](http://delta.com).

Save up to 40% off your  
rental plus earn double  
miles on rentals of 1 or  
more days.

Hotel Search by The  
Hilton Family.

Up to 25,000 bonus miles.  
Plus, no annual fee for  
first year. Apply Now.

# Boarding Pass(es)

**DELTA**

BOARDING PASS

BREEZEWAY

SOWELL/GEORGE W  
SILVER/ELITE

DL0240226662  
TA10K3SJ

FLIGHT DATE CLASS ORIGIN  
DL 25 06FEB T ATLANTA  
OPERATED BY COACH  
DELTA AIR LINES INC

DESTINATION  
LAS VEGAS

1 006 2319077643 0  
DLPL3M

DEPARTS  
330P

SEAT  
**39D**  
ZONE 2



DEPARTURE GATE **E18** \*\*SUBJECT TO CHANGE\*\*  
South Terminal

BOARDING PASS

BREEZEWAY

SOWELL/GEORGE W  
SILVER/ELITE

DL0240226662

FLIGHT DATE  
DL 25 06FEB  
ORIGIN  
ATLANTA

DESTINATION  
LAS VEGAS  
OPERATED BY DELTA AIR LINES INC

SEAT  
**39D**  
ZONE :



ATL059D34/WW

If your travel plans change, please contact Delta. Gate assignments and departure times are subject to change, please check the screens when arriving at the airport and be at the gate at least 30 minutes before departure for flights within the U.S. and 45 minutes for all other travel. Some airports have exceptions to these times. See delta.com for requirements. Reservations are subject to cancellation if you are not on board the aircraft at least 15 minutes prior to departure.

LAS VEGAS  
LAS DL 0025

LAS VEGAS  
LAS DL 0025

6006 DL438297

6006 DL438298



Attachments can contain viruses that may harm your computer. Attachments may not display correctly.

**George W. Sowell**

**From:** hotelreservations@ian.com [hotelreservations@ian.com] **Sent:** Wed 1/20/2010 8:26 PM  
**To:** George W. Sowell  
**Cc:**  
**Subject:** HotelReservations.com Itinerary #: 36250101  
**Attachments:** ATT2136488.txt(2KB)

**South Point Hotel, Casino, and Spa**  
9777 Las Vegas Blvd S  
Las Vegas NV 89183

[Rent a Car](#)  
[Make Flight Plans](#)

**YOUR RESERVATION HAS BEEN BOOKED!**

**Your Itinerary Number:** **36250101**  
**HotelReservations.com Confirmation Number(s):** **079740940 Guest: George Sowell**  
Please refer to your itinerary number above if you contact Customer Service for any reason.

**RESERVATION DETAILS**

**Check-in:** February 06, 2010 (Check in time 3:00 PM) **2 Adults, 0 Children**  
**Check-out:** February 08, 2010 (Check out time 12:00 PM) **Deluxe Room-no Resort Fee**  
**Guest: George Sowell**

**Rates per Room**  
(excluding tax recovery charges and service fees)

February 06,2010 --- \$96.02 USD  
February 07,2010 --- \$49.01 USD  
**Tax Recovery Charges and Service Fee** \$21.17 USD

**Payment Information**

**Payment Method:** American Express  
**Card Number:** \*\*\*\*\*4003  
**Amount Charged:** \$166.20 USD  
**Balance Due:** \$0.00 USD

**Total Charges** \$166.20 USD  
(including tax recovery charges and service fees)

**Billing Information**

**Billing Name:** George W Sowell  
**Billing Address:** 2920 Milford CTS SW  
Marietta GA 3008-8128  
**Phone Number:** 8036009086  
**Phone Number while Traveling:** 8036009086  
**Email Address:** gwsowell@uiwater.com  
**Fax:**  
**Company Name:**

**Driving Directions**

**George W. Sowell**

**From:** Rio All-Suite Hotel & Casino [emails@em.harrahs-notifications.com]  
**To:** George W. Sowell  
**Cc:**  
**Subject:** Rio All-Suite Hotel & Casino Reservation Confirmation # M6CVM  
**Attachments:**

**Sent:** Wed 1/20/2010 10:04 PM

To view this message in your web browser, please [Click Here](#)  
[HARRAHS](#) | [RESERVATIONS](#) | [CASINO LOCATOR](#) | [CUSTOMER SERVICE](#) | [HOT DEALS](#) | [TOTAL REWARDS](#)



**HOTEL**

## RESERVATION CONFIRMATION

This is an automatically generated e-mail. Please DO NOT REPLY to this e-mail.

Dear **GEORGE SOWELL**,

Thank you for choosing Rio All-Suite Hotel & Casino. Your confirmation number and reservation details are below.

Please keep this page for your records. **Confirmation Number: M6CVM**

Rio gives you easy Strip access with complimentary and convenient shuttles. Don't miss Penn & Teller's rule-breaking show and its big laughs and dazzling illusions. If wild nightlife is your preference, it doesn't get much hotter than at VooDoo Lounge, with live music, DJs and the sexy VooDoo Dolls, all 51 stories above the hustle and bustle. Catch the all-new Show in the Sky, with all-new costumes, choreography and the same Carnivale vibe that made it a must-see. Find out about all these and more at the Rio Las Vegas Web site. Please see Terms and Conditions for additional information.

### Start Earning Reward Credits - for everyday purchases - even before you visit!

Apply for the Total Rewards® Visa® card today and receive 2,500 Bonus Reward Credits® after making your first transaction with your new card. Plus, your everyday purchases earn 1 Bonus Reward Credit® for every \$1 you spend. The more you spend, the more you earn. [Click here](#) for more information and to apply! Or call 1-866-438-6262 and mention priority code UAAOBP.

**Rio All-Suite Hotel & Casino**

3700 W. Flamingo  
 Las Vegas, NV 89103  
 1-800-PLAY-RIO

Connect with us:



### Reservation Information

Guest Name: GEORGE SOWELL  
 Total Rewards Number: xxxxxxxxxx  
 Confirmation Number: M6CVM  
 Check-In Date: Thursday Feb 11, 2010  
 Check-Out Date: Saturday Feb 13, 2010  
 Number of Adults: 2  
 Number of Children: 0  
 Package Name:

### Billing Information

GEORGE SOWELL  
 gwsowell@uiwater.com  
 American Express xxx-xxxx-  
 xxxx-4003  
 Exp. xx/xx

### Rates Per Room\*

02/11/2010—\$50.00 USD  
 02/12/2010—\$100.00 USD

### Total Trip Cost\*\*

\$168.00 USD  
 \*Excludes tax, recovery charges and service fees  
 \*\*Estimated Total Cost

### Please note:

To redeem a Total Rewards hotel offer the primary Total Rewards customer on the account must be present at check-in with valid photo ID and Total Rewards card that match the name on the hotel reservation.

Should a companion arrive prior to the individual with the hotel reservation, the companion will not be able to check-in but will have the option to book a separate reservation until the arrival of the primary Total Rewards customer. Upon the arrival of the individual with the original reservation, they will be added to the new reservation and honor the original rates booked.

Did you know you can [view your reservation online](#) anytime? Just visit [Harrahs.com](#) and click on Reservations. You will need to enter the hotel name, your confirmation number and check-in date.

[Hotel Information](#)

[Directions](#)

[Room Selection & Preferences](#)

\*\*PLEASE NOTE

*The Pahrump Nugget*

681 South Highway 160  
Pahrump, NV 89048  
P: 775-751-6500 F: 775-751-6535  
www.pahrumpnugget.com

**George Sowell**  
**2920 Milford Cts Sw**  
**Marietta, GA 30008**

Room	Folio	CheckIn	CheckOut	Balance
324	139242	02/08/2010	02/11/2010	0.00
Master Folio			RACK	

Date	Room	Description / Voucher	Charges	Credits	Balance
02/08/2010	324	Room Taxable	69.99	0.00	69.99
02/08/2010	324	Other	2.00	0.00	71.99
02/08/2010	324	Sales Tax - 9.000%	6.48	0.00	78.47
02/09/2010	324	Room Taxable	69.99	0.00	148.46
02/09/2010	324	Other	2.00	0.00	150.46
02/09/2010	324	Sales Tax - 9.000%	6.48	0.00	156.94
02/10/2010	324	Room Taxable	69.99	0.00	226.93
02/10/2010	324	Other	2.00	0.00	228.93
02/10/2010	324	Sales Tax - 9.000%	6.48	0.00	235.41
02/11/2010	324	City Ledger - Sowell, George	0.00	235.41	0.00

3700 W. Flamingo  
 Las Vegas, Nevada 89103  
 (800) 888-1808 (702) 777-7777  
 Website: www.playrio.com

Name: GEORGE SOWELL  
 Address: 2920 MILFORD CTS SW  
 MARIETTA GA 30008-8129  
 US  
 Company Name:  
 Group Code: CIBST10  
 Travel Agent No.:

Suite: IT1308  
 Arrival: 2/11/10  
 Departure: 2/13/10  
 Persons: 2  
 Deposit Amt:  
 Reservation ID: 401975853587  
 Guest Folio ID: 402192012467

DATE	REFERENCE	DESCRIPTION	TKT#	S	AMOUNT	DATE	REFERENCE	DESCRIPTION	TKT#	S	AMOUNT
02/11/10	402199000903	ROOM CHARGE IT 1308	IT 1308		50.00						
		TAX			6.00						
02/11/10	402192012468	ADVANCE DEPOSIT			56.00-						
		*****4003									
02/12/10	402209001411	ROOM CHARGE IT 1308	IT 1308		100.00						
		TAX			12.00						
02/12/10	402202109530	IN-SUITE DINING 1	7508		32.65						
		IT1308SO XP:RLV7080951									
02/12/10	402202112152	LODGENET HIGHSPEED INTERN			13.95						
		1308 11:17 HSIA									
02/13/10	402212226957	FRONT DESK AMERICAN EXP			158.60-						
		*****4003									
					TOTAL						.00

Room:  
 Deposit 56.00  
 Balance 112.00  
 -----  
 168.00 Room

Internet 13.95  
 Food 32.65  
 -----  
 214.60

Room & Internet  
 181.95

C/O CASHIER ROCHELLE

GLD RLV

Thank you for staying with us.



South Point Hotel & Casino  
9777 Las Vegas Blvd South  
Las Vegas, NV 89183

2/7/2010

20:22

Coronado Cafe

Check: 2450943 Table: 43  
Server: Ester Guests: 2  
Terminal: 242

REGULAR

- 1 Fr Onion Soup
- 1 Cheeseburger  
Medium Well  
American  
French Fries
- 2 No Beverage  
@ 0.00
- 2 Iced Tea  
@ 2.45

Subtotal 17  
Tax 1  
Tip 4  
Total 23

IN EXPRESS  
XXXXXX4003 - SDWELL/E

GRAND TOTAL 23.24  $\div 2$   
11.62

T242 C727117 2/7/2010 21:04

www.southpointcasino.com  
\*\*\*THANK YOU\*\*\*  
PLEASE PAY CASHIER

$\frac{1}{2}$  = Business

11.62

South Point Hotel & Casino  
9777 Las Vegas Blvd South  
Las Vegas, NV 89183

2/6/2010

19:49

Coronado Cafe

2450606 Table: 22  
Ronald Guests: 2  
1: 242

REGULAR

- 4.90
- 12.95
- Gravy  
ed Stk 12.95
- Y
- 30.60
- 2.49
- 6.00
- 39.29

Wife on Trip:

Expenses cut to  
Reflect only my  
Expenses

*[Signature]*

39.29

3 - SDWELL/GW

AL 39.29  $\div 2$   
19.64

T242 C727117 2/6/2010 20:26

www.southpointcasino.com  
\*\*\*THANK YOU\*\*\*  
PLEASE PAY CASHIER

$\frac{1}{2}$  = Business

19.64

PAHRUMP NUGGET MAIN BAR

CHECK: 3507  
SERVER: 309 NINA  
DATE: FEB08'10 6:19PM  
TYPE: VISA  
#: XXXXXXXXXXXXX7405  
DATE: XX/XX  
CODE: 20306C  
ARCH: 000000000000  
GEORGE W SOWELL

TOTAL: 6.50

1.00

7.50

*GW*

Signature:

GOLDEN HARVEST CAFE

K: 3325  
E: 10/1  
SERVER: 704 POLLY  
DATE: FEB08'10 1:46PM  
TYPE: AMEX  
#: XXXXXXXXXXXXX4003  
DATE: XX/XX  
CODE: 542270  
ARCH: 000000000000  
GW SOWELL

TOTAL: 17.09

3.00

20.09

*GW*

Signature:

1/2 = Business

10.04

GOLDEN HARVEST CAFE

K: 3595  
E: 50/4  
SERVER: 229 Theresa  
DATE: FEB09'10 7:51AM  
TYPE: AMEX  
#: XXXXXXXXXXXXX4003  
DATE: XX/XX  
CODE: 522929  
ARCH: 000000000000  
GW SOWELL

TOTAL: 11.48

2.00

13.48

*GW*

Signature:

GOLDEN HARVEST CAFE

CHECK: 3770  
K: 43/1  
SERVER: 201 DIANE  
DATE: FEB09'10 2:10PM  
TYPE: AMEX  
#: XXXXXXXXXXXXX4003  
DATE: XX/XX  
CODE: 584997  
ARCH: 000000000000  
GW SOWELL

TOTAL: 16.33

3.00

19.33

*GW*

GOLDEN HARVEST CAFE

RISTIE

2/1 CHK 4309 GST  
FEB10'10 8:48PM

DE TEA 3.98  
SIDERS \*NO\* ONION 5.99  
NO\* 1000 ISLAND  
AMPLER PLATE 8.49  
FFEE 1.98

OD 14.48  
w/A BEV 5.96  
Service Charges. 4.00  
X..... 1.45  
yment..... 25.89  
ARGE TIP 4.00  
XXXXXXXXXX4003 XX/XX  
EX 25.89  
2 CLOSED FEB10 9:50PM---

1/2 Business

12.94

GOLDEN HARVEST CAFE

PEGGI

50/1 CHK 4498 GST  
FEB11'10 10:53AM

COFFEE 0.9  
ICE TEA 1.99  
RENCH TOAST NONE 5.19  
Y.W. 4.59

FOOD 10.28  
w/A BEV 2.98  
Service Charges. 3.00  
Tax..... 0.94  
Payment..... 17.20  
CHARGE TIP 3.00  
XXXXXXXXXXXX4003 XX/XX  
AMEX 17.20  
147 CLOSED FEB11 11:31AM--

1/2 Business

8.60

Estimate Cable for CSR



More saving  
More doing.

01 N HWY 160 PAHRUMP, NV 89060  
751-6004 STORE MGR: JUSTIN KEE

00057 25445 02/09/10 03:4  
ER SELF CHECK OUT - SCOT57

7191088 CAT5E CRDWH <A> 1\*

SALES TAX  
TOTAL  
XXXXXXXX4003 AMEX  
AUTH CODE 524866/0574845



RETURN POLICY DEFINITIONS  
POLICY ID DAYS POLICY EXPIRES ON

ADDRES  
 HOTEL & CASINO  
 : 1070  
 : 151/1  
 R: 20127 BRIAN  
 (FEB11'10) 8:49PM  
 FEES: AMERICAN EXPRESS  
 #: XXXXXXXXXXXX4003  
 ATE: XX/XX  
 CODE: 568578  
 GW SOWELL

TAX 48.08

8.00  
 -----  
 56.08  
 -----  
 CNRR

SIGNATURE *GW*

1/2 Business

(28.04)

Las Vegas, Nevada 89119

ORDER #1481

T2-AM (02/13/2011)  
 #1481 1:17 PM  
 2048:  
 Drink 2.79  
 (2 @ 1.47) 2.98  
 Products 3.05  
 8.86  
 0.72  
 GO Total (9.58)  
 10.00  
 ige 0.42

VILLAGE SEAFOOD BUFFET  
 RIO HOTEL & CASINO  
 CHECK: 9887  
 SERVER: 30191 NORMA  
 DATE: (FEB12'10) 4:35PM  
 CARD TYPE: VISA  
 ACCT #: XXXXXXXXXXXX7405  
 EXP DATE: XX/XX  
 AUTH CODE: 75331C  
 GEORGE W SOWELL

SUBTOTAL: 82.16

GRATUITY 9.00

TTL CHARGE 91.16

SIGNATURE *George W. Sowell*

1/2 = Business gratuity not included  
 (45.58)

ORDER #1466

: T2-AM (02/13/2011)  
 R #1466 1:08  
 2048:  
 ar HAM  
 Total  
 GO Total (7.00)  
 2  
 Change 12.00



NATIONAL  
CAR RENTAL

Car # 617747918 Inv 60015172198  
 Rental 06-FEB-2010 05:57 PM  
 Location VEGAS ARPT  
 Return 13-FEB-2010 12:01 PM  
 Location VEGAS ARPT

Agent UNGE SOWEL  
 Vehicle # AU100165  
 Model LUCERNE CXL  
 Class Driven PXAR Class Charged ICAR  
 License# 6JXF471 State/Province CA  
 Miles Driven 236  
 Miles Out 5303  
 Miles In 5539

Contract ID	No	Unit	Price	Amount
5001175	1	Week	188.98	188.98*
	0	M/Kms		0.00*
	0	M/Kms		5.25*
	1	Rental	47.38	47.38
				22.75*
				24.97*
				3.98
				8.05
				24.20
				15.73

Tax charges USD 341.29  
 Paid By MC 7553 -341.29  
 Amount Due USD -0.00

Available Items  
 Subject to Audit  
 Emerald Club Number is 743407044  
 Payment Flyer 0240226662 Credit to  
 AIR MILES  
 If you enjoyed driving your  
 Emerald Club vehicle,  
 call our service Number 1-800-468-3334



**Welcome!**  
 You are parked at  
 The Parking Spot 2  
 Phone: 404-761-7711



0/0819  
13:39

5880/170362801/087474  
02/06/10 EN 25  
Covered

\$ 100.00 02 ANEX  
02/13/10 22:58



3010008

Batch 78999

**EXPENSE REPORT FORM**

Doc 248490

- 1) Complete all sections where applicable
- 2) Attach receipts onto separate page, attach to form
- 3) Explain ALL entertainment expenses on the back of form
- 4) Keep photocopies of all forms for your protection
- 5) Submit completed form to supervisor for approval

Name George W. Sowell

Company \_\_\_\_\_

Business Unit 2010188 102

Date Co / Business Unit	3/3/10	3/4/10						Total	Account Codes
	2010188	2010188							
Meals	5.13 ✓							\$5.13	6200
Hotel ( room, tax, phone calls)		0.00						\$0.00	6185
Mileage Driven	325	325							
Mileage Value @ 0.5	162.50 ✓	162.50 ✓	0.00	0.00	0.00	0.00	0.00	\$325.00	6195
Airfare (including penalties)								\$0.00	6190
Car Rental (including fuel)								\$0.00	6195
Parking / Tolls								\$0.00	6207
Taxi - Limousine								\$0.00	6195
Entertainment								\$0.00	6205
Education - Operators								\$0.00	5820
Education - Office								\$0.00	5690
Other: Fuel-Co Car								\$0.00	6215
Other: Dry Cleaning								\$0.00	
Other: Office Supplies								\$0.00	5880

MAR 31 2010

**RECEIVED**  
MAR 31 2010

BY: \_\_\_\_\_

Purpose of the Expense:	FISC presentation-Billing Outsourcing	Payment Recap
Business Benefit:		Total of the Front of the Expense Form: <b>\$330.13</b>
# Days on Business:	1	Subtract Any Advance: <b>less</b>
Explanation:	<i>AS</i>	Net Amount Due to the Employee: <b>\$330.13</b>
Authorized Signature:	<i>[Signature]</i>	I hereby certify that the above expenditures represent cash spent for legitimate company business only and include no items of a personal nature.
Date Authorized:	3-26-10	Employee Signature: <i>George W. Sowell</i>
		Date Signed: <i>3-26-10</i>

McDonald's Corporation  
Thank you for eating at McDonald's

2010 EATONTON HWY  
MADISON, GA 30650

THANK YOU

McDONALDS 4565 TEL# (706)342-4100  
REG# KS#02 S#1 Mar.03'10(Wed)14:00  
REG# 4565

Order #238 TO GO

CHSBURGER ML-LRG	3.29
2 W/OUT PICKLE	
REG COKE	1.00
GRAND TOTAL	4.29
SALES TAX	0.29
	5.58
CASH TENDERED	6.00
CHANGE	0.42

3010030

**EXPENSE REPORT FORM**

Batch 79072  
248794

Doc \_\_\_\_\_ Name Don Sudduth  
Business Unit Project 2010188

Date Co / Sub	2/22/10	2/23/10	2/24/10	2/25/10	2/26/10	2010188	Total	Account Codes	
	2010188	2010188	2010188	2010188	2010188				
Meals	3.44 ✓	8.01 ✓	29.39	88.36 ✓	12.35 ✓		\$141.55	6200	
Hotel ( room, tax, phone calls)							\$0.00	6185	
Mileage Driven									
Mileage Value @ 0.485	0.00	0.00	0.00	0.00	0.00	0.00	\$0.00	5880	
Airfare (including penalties)							\$0.00	6190	
Car Rental (inculding fuel)					407.23 ✓		\$407.23	6185	
Parking							\$0.00	6185	
Tolls							\$0.00	6185	
Taxi - Limousine							\$0.00	6185	
Entertainment							\$0.00	5825	
Education							\$0.00	5820	
Other:							\$0.00	5690	
Other: Tips	3.00 ✓				2.00 ✓		\$5.00		
Other:							\$0.00		
Other:							\$0.00		
Purpose of the Expense:		Customer Service ShorTel System implemenetaion travel to Northbrook.				Payment Recap			
Business Benefit:						Total of the Front of the Expense Form:		\$553.78	
# Days on Business:		5				Subtract Any Advance:		less	
Explanation:		Meals for self+Karen Sasic, Tom Ostler, Jim Casados and Bill Sowell.				Net Amount Due to the Employee:		\$553.78	
Authorized Signature:						I hereby certify that the above expenditures represent cash spent for legitimate company business only and include no items of a personal nature.			
Date Authorized:						Employee Signature:			
						Date Signed:		3/24/10	

RECEIVED  
MAR 29 2010  
BY: \_\_\_\_\_

MAR 31 2010



2855 N. Milwaukee Ave. • Northbrook, IL 60062  
 Phone (847) 480-7500 • Fax (847) 480-1170  
 Reservations  
 www.hilton.com or 1 800 HILTONS

Name & Address

SUDDUTH, DONALD  
 3221 CURVING OAKS WAY  
 ORLANDO, FL 32820-2749  
 US

Room 317/D2RRC  
 Arrival Date 2/22/2010 5:35:00PM  
 Departure Date 2/26/2010  
 Adult/Child 1/0  
 Room Rate

RATE PLAN C-UTI  
 HH# 977598844 SILVER  
 AL WN #00000050226256  
 BONUS AL CAR

Confirmation: 3374570706

2/26/2010 PAGE 1

T  
H  
A  
N  
K  
Y  
O  
U

DATE	REFERENCE	DESCRIPTION	AMOUNT
2/22/2010	1827299	* FRANK'S PLACE BAR	\$21.50
2/24/2010	1828330	GIFT SHOP	\$2.74
		WILL BE SETTLED TO VS *4144	\$24.24
		EFFECTIVE BALANCE OF	\$0.00
<p>Hilton HHonors(R) stays are posted within 72 hours of checkout. To check your earnings for this or any other stay at more than 3,000 Hilton Family hotels worldwide, please visit <a href="http://HiltonHHonors.com">HiltonHHonors.com</a>.</p> <p>Thank you for choosing Hilton! Book your next stay at <a href="http://hilton.com">hilton.com</a> and take advantage of our Internet-only Advance Purchase Rates and limited-time special offers!</p>			

**Zip-Out Check-Out®**

Good Morning ! We hope you enjoyed your stay. With Zip-Out Check-Out® there is no need to stop at the Front Desk to check out.

- Please review this statement. It is a record of your charges as of late last evening.
  - For any charges after your account was prepared, you may:
    - + pay at the time of purchase.
    - + charge purchases to your account, then stop by the Front Desk for an updated statement.
    - + or request an updated statement be mailed to you within two business days.
- Simply call the Front Desk from your room and tell us when you are ready to depart. Your account will be automatically checked out and you may use this statement as your receipt. Feel free to leave your key(s) in the room.  
 Please call the Front Desk if you wish to extend your stay or if you have any questions about your account.

DATE OF CHARGE	FOLIO NO./CHECK NO.
	356538 A
AUTHORIZATION	INITIAL
PURCHASES & SERVICES	
TAXES	
TIPS & MISC.	
TOTAL AMOUNT	0.00

Welcome to Dunkin' & Baskin Robbins  
 Store #338746  
 1650 N Alafaya Trl, Orlando  
 Ph 407 384 9377  
 2/22/2010 6:26:37 AM  
 Drive-Thru

Order Number: **272735**

Register:5 Tran Seq No: 272735  
 Cashier:Manager M.

1 Ht Cof LG OrigBlnd	1.89
1 Reg -Crm&Sug	
1 Plain Bagel	1.09
1 Toasted	
1 Butter	0.25
Sub. Total:	\$3.23
Tax:	\$0.21
Total:	\$3.44
Discount Total:	\$0.00

Change \$0.00  
 DD Card: \$3.44  
 \*\*\*\*\*

**HEY AMERICA!**

WANT A FREE DONUT WHEN YOU PURCHASE A  
 MEDIUM OR LARGER BEVERAGE?  
 Go to TELLDUNKIN.COM within  
 3 days; tell us about your visit.  
 Enter Validation Code: \_\_\_\_\_  
 Visit DunkinDonuts.com for  
 coupon restrictions

F

GUEST COPY

TOTAL 14.00  
 84.00

10.00

JOHNNY'S TAP  
 KITCHEN & TAP  
 1740 Milwaukee Ave  
 Glenview, IL 60025  
 Tel: (847) 699-9999  
 Feb25 10 09:46PM  
 Date: Feb25 10 09:46PM  
 Card Type: Visa  
 Acct #: XXXXXXXXXXXXX4144  
 Trans Key: E1E002290407135  
 Exp Date: XX/XX  
 Auth Code: 08485B  
 Check: 2172  
 Label: 11/1  
 Shellie

Welcome to Dunkin' Donuts/Baskin-Robbins  
 Store #340507  
 1204 S. Milwaukee Ave, Prospect Heights  
 2/24/2010 7:10:08 AM  
 Eat In  
 Order Number: **614327**

Register:3 Tran Seq No: 614327  
 Cashier:Yuridia A.  
 2 Bagel w/Butter 2.38  
 1 Plain Bagel  
 1 Toasted  
 2 Ht Cof LG OrigBlnd 3.70  
 Sub. Total: \$6.08  
 Tax: \$0.67  
 Total: \$6.75  
 Discount Total: \$0.00

Change \$0.00  
 DD Card: \$6.75  
 \*\*\*\*\*

**HEY AMERICA!**

WANT A FREE DONUT WHEN YOU PURCHASE A  
 MEDIUM OR LARGER BEVERAGE?  
 Go to TELLDUNKIN.COM within  
 3 days; tell us about your visit.  
 Enter Validation Code: \_\_\_\_\_  
 Visit DunkinDonuts.com for  
 coupon restrictions.  
 Franchisee: Please use PLU #201

Thank you, please come again.

Welcome To White Castle

White Castle 010059  
2209 S CICERO AVE  
CICERO, IL, 60804  
1-800-THE-CRAVE  
Merchant: 80000021538

Sale # 159906778  
Employee #7891

Date: 02/26/2010 Time: 10:51:00  
Transaction Type: SALE VISA  
Account Num: XXXXXXXXXXXX4144  
Batch and Reference: 000173 67203058  
Order #: 159906778 Order Tag: 429  
Authorization: 03026B  
Food and Beverage  
Total 7.99

Cardholder acknowledges receipt of goods/services of the amount shown above and agrees to perform the obligations and terms in the Cardholder agreement with the seller.

Customer Copy

NATIONAL CAR RENTAL

RA 718333106 Inv 70016729317  
Rental 22-FEB-2010 10:27 AM  
CHICAGO MIDWAY ARPT  
Return 26-FEB-2010 11:22 AM  
CHICAGO MIDWAY ARPT

DONALD SUDDUTH  
Vehicle # A1194771  
Model IMPALA LT  
Class Driven FCAR Class Charged ICAR  
License# K659450 State/Province IL  
M/Kms Driven 94  
M/Kms Out 1102  
M/Kms In 1196

Charges	No Unit	Price	Amount
T & M	4 Days	67.99	271.96*
T & M	1 Hours	34.00	34.00*
UNLIM M/KM	0 M/Kms		0.00*
DSCNT T&M 10.00%			-30.60*
TPS	5 Days	5.99	29.95*
CUSTOMER FACILITY CHARGE			18.75
LESSOR TAX 2.75 USD			2.75
VEH LICENSE RECOV			4.10*
AUTO RENT TAX @5.000 %			15.47
MPEA TAX @6.000 %			18.56
MASS TRANSIT TX @1.000 %			3.09
TRANSACTION TX @8.000 %			24.75

Total Charges USD 392.78  
Paid By Visa 4144 -392.78  
Amount Due USD -0.00

\* Taxable Items  
Subject to Audit  
Your Emerald Club Number is 888458023  
Congratulations! You have just earned a Free Day!  
Free Day is subject to program rules.  
We hope you enjoyed driving your upgraded Emerald Club vehicle.  
Customer service Number 1-800-468-3334



Welcome to Dunkin' Donuts/Baskin-Robbins  
Store #340507  
1204 S. Milwaukee Ave, Prospect Heights  
2/26/2010 8:04:27 AM  
Eat In

Order Number: 615940

Register:3 Tran Seq No: 615940  
Cashier:Alcala R. 1.19  
1 Bagel w/Butter  
1 Plain Bagel  
1 Toasted 1.85  
1 Ht Cof LG OrigBind 0.89  
1 Donut

Sub. Total: \$3.93  
Tax: \$0.43  
Total: \$4.36  
Discount Total: \$0.00  
Change \$0.00  
DD Card: \$4.36  
\*\*\*\*\*

HEY AMERICA!  
WANT A FREE DONUT WHEN YOU PURCHASE A MEDIUM OR LARGER BEVERAGE?  
Go to TELLDUNKIN.COM within 3 days; tell us about your visit.  
Enter Validation Code:

Visit DunkinDonuts.com for coupon restrictions.

Franchisee: Please use PLU #201

Thank you, please come again.

Welcome to Dunkin' Donuts/Baskin-Robbins  
 Store #340507  
 1204 S. Milwaukee Ave, Prospect Heights  
 2/23/2010 7:05:31 AM  
 Eat In

Order Number: **613637**  
 Register:3 Tran Seq No: 613637  
 Cashier:Ruben L.  
 3 Donut 2.67  
 1 Ht Cof XL OrigBlnd 2.05  
 1 Ht Cof LG OrigBlnd 1.85  
 1 Bagel w/Butter 1.19  
 1 Plain Bagel  
 1 Toasted  
 1 Hot Coffee & 2-1 Onut (LG) (0.54)  
 Sub. Total: \$7.22  
 Tax: \$0.79  
 Total: \$8.01  
 Discount Total: (\$0.54)  
 Change \$0.00  
 DD Card: \$8.01

\*\*\*\*\*

**HEY AMERICA!**  
 WANT A FREE DONUT WHEN YOU PURCHASE A  
 MEDIUM OR LARGER BEVERAGE?  
 Go to TELLDUNKIN.COM within  
 3 days; tell us about your visit.  
 Enter Validation Code: \_\_\_\_\_  
 Visit DunkinDonuts.com for  
 coupon restrictions.  
 Franchisee: Please use PLU #201  
 Thank you, please come again.

BP am/pm 32255  
 3100 S. Cicero  
 Cicero  
 Illinois 62821  
 Tel: 17086523226  
 Fax: 17086523025  
 Site Number 115002204  
 Term# 055177  
 02/26/10 11:09  
 Pump Gallons Price  
 07 5.182 \$ 2.769  
 Product Amount  
 UNLEADED REGUS 14.45  
 Total Sale \$ 14.45

Welcome to Dunkin' Donuts/Baskin-Robbins  
 Store #340507  
 1204 S. Milwaukee Ave, Prospect Heights  
 2/25/2010 7:43:05 AM  
 Eat In

Order Number: **615148**  
 Register:3 Tran Seq No: 615148  
 Cashier:Ruben L.  
 1 Ht Cof LG OrigBlnd 1.85  
 1 Onut 0.89  
 1 Ht Cof LG OrigBlnd 1.85  
 1 Ht Cof LG OrigBlnd 1.85  
 1 Bagel w/Butter 1.19  
 1 Plain Bagel  
 2 Toasted  
 1 Bagel w/Butter 1.19  
 1 Plain Bagel  
 1 Donut 0.89  
 1 D118 \$ Dff Any Product (1.85)  
 1 D1996 Free Donut (0.89)  
 1 D2016 Free Hot Coffee (1.85)  
 1 D121 Dunkin' Dollar (1.19)  
 Sub. Total: \$3.93  
 Tax: \$0.43  
 Total: \$4.36  
 Discount Total: (\$5.78)  
 Change \$0.00  
 DD Card: \$4.36

DD Card  
 Card Num : XXXXXXXXXX  
 Terminal : 97800016939  
 Approval : 426224  
 Balance : \$ 26.37

\*\*\*\*\*

**HEY AMERICA!**  
 WANT A FREE DONUT WHEN YOU PURCHASE A  
 MEDIUM OR LARGER BEVERAGE?  
 Go to TELLDUNKIN.COM within  
 3 days; tell us about your visit.  
 Enter Validation Code: \_\_\_\_\_  
 Visit DunkinDonuts.com for  
 coupon restrictions.  
 Franchisee: Please use PLU #201  
 Thank you, please come again.



The Pahump Nugget  
 681 South Highway 160  
 Pahump, NV 89048

Account Statement

Batch 409 79344  
 Page 1

RECEIVED  
 MAR 11 2010

Doc

249218

Account Number	143
Statement Date	03/08/2010
Balance Due	3,290.56
Last Payment	01/29/2010
Existing Credit	

Attn: Accts Payable  
 Utilities, Inc.  
 2335 Sanders Rd  
 Northbrook, IL 60062

453102

Net 15 days.  
 Account Presently Past Due.

Open Balance	31-60 days	61-90 days	91-120 days	Over 120 days
2,985.40	305.16	0.00	0.00	0.00

Invoice Date	Check In/Out	Voucher	Invoice	Reference	Original Amount	Payments Received	Finance Charges	Open Amount
01/15	01/11-01/15	Durham, Richard	F 138406	UTILITIES INC <sup>806100</sup>	305.16	0.00	0.00	305.16
02/10	02/09-02/10	Durham, Richard	F 139298	UTILITIES INC <sup>806100</sup>	78.47	0.00	0.00	78.47
02/11	02/08-02/11	Sowell, George	F 139242	2010188 PROJECT	235.41	0.00	0.00	235.41
02/11	02/08-02/11	Bailey, Kristian	F 139256	PROJECT#2010188	235.41	0.00	0.00	235.41
02/12	02/08-02/12	Seber, Jeff	F 139255	PROJECT#2010188	313.88	0.00	0.00	313.88
02/12	02/08-02/12	Casados Jr., Jim P	F 139265	2010188 PROJECT	324.78	0.00	0.00	324.78
02/12	02/08-02/12	Ostler, Tom	F 139266	2010188 PROJECT	324.78	0.00	0.00	324.78
02/12	02/08-02/12	Sasic, Karen	F 139267	2010188 PROJECT	324.78	0.00	0.00	324.78
02/12	02/08-02/12	Sudduth, Don	F 139268	2010188 PROJECT	352.29	0.00	0.00	352.29
02/12	02/08-02/12	Casados, Jim	F 139279	2010188 PROJECT	(324.78) dup	0.00	0.00	324.78
02/12	02/09-02/12	Hardik, Dave	F 139301	2010188 PROJECT	235.41	0.00	0.00	235.41
02/12	02/11-02/12	Weeks, Kristen	F 139366	<sup>806100</sup>	78.47	0.00	0.00	78.47
02/18	02/16-02/18	Durham, Richard	F 139553	UTILITIES INC <sup>806100</sup>	156.94	0.00	0.00	156.94

S

2965.78

**The Pahrump Nugget**

681 South Highway 160  
 Pahrump, NV 89048  
 P: 775-751-6500 F: 775-751-6535  
 www.pahrumpnugget.com

Jim Casados  
 Project#2010188

Room	Folio	CheckIn	CheckOut	Balance
(221)	139279	02/08/2010	02/12/2010	0.00
Master Folio		RACK		

Date	Room	Description / Voucher	Charges	Credits	Balance
02/08/2010	221	Room Taxable	69.99	0.00	69.99
02/08/2010	221	Other	2.00	0.00	71.99
02/08/2010	221	Sales Tax - 9.000%	6.48	0.00	78.47
02/09/2010	221	Room Taxable	69.99	0.00	148.46
02/09/2010	221	Other	2.00	0.00	150.46
02/09/2010	221	Sales Tax - 9.000%	6.48	0.00	156.94
02/10/2010	221	Room Taxable	69.99	0.00	226.93
02/10/2010	221	Other	2.00	0.00	228.93
02/10/2010	221	Sales Tax - 9.000%	6.48	0.00	235.41
02/11/2010	221	Room Taxable	79.99	0.00	315.40
02/11/2010	221	Other	2.00	0.00	317.40
02/11/2010	221	Sales Tax - 9.000%	7.38	0.00	324.78
02/12/2010	221	City Ledger - Casados, Jim	0.00	324.78	0.00
03/17/2010	221	Room Adjustment Credit - Dup. Res.	0.00	289.96	-289.96
03/17/2010	221	Tax Adjustment Refund	0.00	34.10	-324.06
03/17/2010	221	City Ledger Adjustment - Casados, Jim	324.06	0.00	0.00

6F

03/17/2010 11:45 AM

Thank you for staying. Please come back soon.

*The Pahrump Nugget*

681 South Highway 160  
 Pahrump, NV 89048  
 P: 775-751-6500 F: 775-751-6535  
 www.pahrumpnugget.com

RECEIVED

MAR 11 2010

**Jim Casados**  
**Project#2010188**

Room	Folio	Check In	Check Out	Balance
(221)	139279	02/08/2010	02/12/2010	0.00
Master Folio		RACK		

Date	Room	Description / Vendor	Charges	Credits	Balance
02/08/2010	221	Room Taxable	69.99	0.00	69.99
02/08/2010	221	Other	2.00	0.00	71.99
02/08/2010	221	Sales Tax - 9.000%	6.48	0.00	78.47
02/09/2010	221	Room Taxable	69.99	0.00	148.46
02/09/2010	221	Other	2.00	0.00	150.46
02/09/2010	221	Sales Tax - 9.000%	6.48	0.00	156.94
02/10/2010	221	Room Taxable	69.99	0.00	226.93
02/10/2010	221	Other	2.00	0.00	228.93
02/10/2010	221	Sales Tax - 9.000%	6.48	0.00	235.41
02/11/2010	221	Room Taxable	79.99	0.00	315.40
02/11/2010	221	Other	2.00	0.00	317.40
02/11/2010	221	Sales Tax - 9.000%	7.38	0.00	324.78
02/12/2010	221	City Ledger - Casados, Jim	0.00	324.78	0.00

Thank you for staying. Please come back soon.

*The Pahrump Nugget*

681 South Highway 160  
 Pahrump, NV 89048  
 P: 775-751-6500 F: 775-751-6535  
 www.pahrumpnugget.com

RECEIVED

MAR 11 2010

Jim P Casados Jr.  
 8440 82nd St #107  
 Pleasant Prairie, WI 53158

Room	Folio	CheckIn	CheckOut	Balance
(213)	139265	02/08/2010	02/12/2010	0.00
Master Folio		RACK		

Date	Room	Description / Voucher	Charged	Credit	Balance
02/08/2010	213	Room Taxable	69.99	0.00	69.99
02/08/2010	213	Other	2.00	0.00	71.99
02/08/2010	213	Sales Tax - 9.000%	6.48	0.00	78.47
02/09/2010	213	Room Taxable	69.99	0.00	148.46
02/09/2010	213	Other	2.00	0.00	150.46
02/09/2010	213	Sales Tax - 9.000%	6.48	0.00	156.94
02/10/2010	213	Room Taxable	69.99	0.00	226.93
02/10/2010	213	Other	2.00	0.00	228.93
02/10/2010	213	Sales Tax - 9.000%	6.48	0.00	235.41
02/11/2010	213	Room Taxable	79.99	0.00	315.40
02/11/2010	213	Other	2.00	0.00	317.40
02/11/2010	213	Sales Tax - 9.000%	7.38	0.00	324.78
02/12/2010	213	City Ledger - Casados Jr., Jim P	0.00	324.78	0.00

*The Pahrump Nugget*

681 South Highway 160  
 Pahrump, NV 89048  
 P: 775-751-6500 F: 775-751-6535  
 www.pahrumpnugget.com

RECEIVED

MAR 11 2010

**Kristian Bailey**  
 2230 Ridge Dr. #11  
 Minneapolis, MN 55416

Room	Folio	Checkin	Checkout	Balance
(307)	139256	02/08/2010	02/11/2010	0.00
Master Folio				

Date	Room	Description / Voucher	Charges	Tax	Balance
02/08/2010	307	Movie Posting (InRoom) - Movie4731 (1) 307	12.95	0.00	12.95
02/08/2010	307	Room Taxable	69.99	0.00	82.94
02/08/2010	307	Other	2.00	0.00	84.94
02/08/2010	307	Sales Tax - 9.000%	6.48	0.00	91.42
02/09/2010	307	Room Taxable	69.99	0.00	161.41
02/09/2010	307	Other	2.00	0.00	163.41
02/09/2010	307	Sales Tax - 9.000%	6.48	0.00	169.89
02/10/2010	307	Room Taxable	69.99	0.00	239.88
02/10/2010	307	Other	2.00	0.00	241.88
02/10/2010	307	Sales Tax - 9.000%	6.48	0.00	248.36
02/11/2010	307	Visa/Mastercard - ...8384 AP: 51098B	0.00	12.95	235.41
02/11/2010	307	City Ledger - Bailey, Kristian	0.00	235.41	0.00

Thank you for staying. Please come back soon.

**The Pahrump Nugget**  
 681 South Highway 160  
 Pahrump, NV 89048  
 P: 775-751-6500 F: 775-751-6535  
 www.pahrumpnugget.com

RECEIVED  
 MAR 11 2010

**Jeff Seber**  
 433 2nd St Nw  
 Saint Michael, MN 55376

Room	Folio	CheckIn	CheckOut	Balance
(313)	139255	02/08/2010	02/12/2010	0.00
Master Folio				

Date	Room	Description / Officer	Charges	Credits	Balance
02/08/2010	313	Room Taxable	69.99	0.00	69.99
02/08/2010	313	Other	2.00	0.00	71.99
02/08/2010	313	Sales Tax - 9.000%	6.48	0.00	78.47
02/09/2010	313	Room Taxable	69.99	0.00	148.46
02/09/2010	313	Other	2.00	0.00	150.46
02/09/2010	313	Sales Tax - 9.000%	6.48	0.00	156.94
02/10/2010	313	Room Taxable	69.99	0.00	226.93
02/10/2010	313	Other	2.00	0.00	228.93
02/10/2010	313	Sales Tax - 9.000%	6.48	0.00	235.41
02/11/2010	313	Room Taxable	69.99	0.00	305.40
02/11/2010	313	Other	2.00	0.00	307.40
02/11/2010	313	Sales Tax - 9.000%	6.48	0.00	313.88
02/12/2010	313	City Ledger - Seber, Jeff	0.00	313.88	0.00

**The Pahrump Nugget**  
 681 South Highway 160  
 Pahrump, NV 89048  
 P: 775-751-6500 F: 775-751-6535  
 www.pahrumpnugget.com

RECEIVED  
 MAR 11 2010

**Tom Ostler**  
 1110 E Oakton St  
 Arlington Heights, IL 60004

Room	Folio	CheckIn	CheckOut	Balance
(208)	139266	02/08/2010	02/12/2010	0.00
Master Folio			RACK	

Date	Room	Description / Voucher	Charges	Credits	Balance
02/08/2010	208	Room Taxable	69.99	0.00	69.99
02/08/2010	208	Other	2.00	0.00	71.99
02/08/2010	208	Sales Tax - 9.000%	6.48	0.00	78.47
02/09/2010	208	Room Taxable	69.99	0.00	148.46
02/09/2010	208	Other	2.00	0.00	150.46
02/09/2010	208	Sales Tax - 9.000%	6.48	0.00	156.94
02/10/2010	208	Room Taxable	69.99	0.00	226.93
02/10/2010	208	Other	2.00	0.00	228.93
02/10/2010	208	Sales Tax - 9.000%	6.48	0.00	235.41
02/11/2010	208	Room Taxable	79.99	0.00	315.40
02/11/2010	208	Other	2.00	0.00	317.40
02/11/2010	208	Sales Tax - 9.000%	7.38	0.00	324.78
02/12/2010	208	City Ledger - Ostler, Tom	0.00	324.78	0.00

Thank you for staying. Please come back soon.

*The Pahrump Nugget*  
 681 South Highway 160  
 Pahrump, NV 89048  
 P: 775-751-6500 F: 775-751-6535  
 www.pahrumpnugget.com

RECEIVED

MAR 11 2010

**Karen Sasic**  
 105 Clover Lane  
 Longwood, FL 32750

Room	Folio	Check In	Check Out	Balance
(209)	139267	02/08/2010	02/12/2010	0.00
Master Folio		RACK		

Date	Room	Description/Voucher	Charges	Credit	Balance
02/08/2010	209	Room Taxable	69.99	0.00	69.99
02/08/2010	209	Other	2.00	0.00	71.99
02/08/2010	209	Sales Tax - 9.000%	6.48	0.00	78.47
02/09/2010	209	Room Taxable	69.99	0.00	148.46
02/09/2010	209	Other	2.00	0.00	150.46
02/09/2010	209	Sales Tax - 9.000%	6.48	0.00	156.94
02/10/2010	209	Room Taxable	69.99	0.00	226.93
02/10/2010	209	Other	2.00	0.00	228.93
02/10/2010	209	Sales Tax - 9.000%	6.48	0.00	235.41
02/11/2010	209	Room Taxable	79.99	0.00	315.40
02/11/2010	209	Other	2.00	0.00	317.40
02/11/2010	209	Sales Tax - 9.000%	7.38	0.00	324.78
02/12/2010	209	City Ledger - Sasic, Karen	0.00	324.78	0.00

Thank you for staying. Please come back soon.



*The Pahrump Nugget*  
 681 South Highway 160  
 Pahrump, NV 89048  
 P: 775-751-6500 F: 775-751-6535  
 www.pahrumpnugget.com

RECEIVED  
 MAR 11 2010

**Don Sudduth**  
**3221 Curving Oaks Way**  
**Orlando, FL 32820**

Room	Folio	Checkin	Checkout	Balance
(214)	139268	02/08/2010	02/12/2010	0.00
Master Folio		RACK		

Date	Room	Description / Voucher	Charges	Credits	Balance
02/08/2010	214	Room Taxable	69.99	0.00	69.99
02/08/2010	214	Other	2.00	0.00	71.99
02/08/2010	214	Sales Tax - 9.000%	6.48	0.00	78.47
02/08/2010	214	Mini Bar - Water	1.50	0.00	79.97
02/09/2010	214	Room Taxable	69.99	0.00	149.96
02/09/2010	214	Other	2.00	0.00	151.96
02/09/2010	214	Sales Tax - 9.000%	6.48	0.00	156.44
02/10/2010	214	Restaurant - 0200000	9.38	0.00	167.82
02/10/2010	214	Room Taxable	69.99	0.00	237.81
02/10/2010	214	Other	2.00	0.00	239.81
02/10/2010	214	Sales Tax - 9.000%	6.48	0.00	246.29
02/11/2010	214	Restaurant - 4080000	5.73	0.00	252.02
02/11/2010	214	Room Taxable	89.99	0.00	342.01
02/11/2010	214	Other	2.00	0.00	344.01
02/11/2010	214	Sales Tax - 9.000%	8.28	0.00	352.29
02/12/2010	214	City Ledger - Sudduth, Don	0.00	352.29	0.00

*The Pahrump Nugget*

681 South Highway 160  
 Pahrump, NV 89048  
 P: 775-751-6500 F: 775-751-6535  
 www.pahrumpnugget.com

RECEIVED  
 MAR 11 2010

**George Sowell**  
 2920 Milford Cts Sw  
 Marietta, GA 30008

Room	Folio	CheckIn	CheckOut	Balance
(324)	139242	02/08/2010	02/11/2010	0.00
Master Folio		RACK		

Date	Room	Description / Voucher	Charges	Credits	Balance
02/08/2010	324	Room Taxable	69.99	0.00	69.99
02/08/2010	324	Other	2.00	0.00	71.99
02/08/2010	324	Sales Tax - 9.000%	6.48	0.00	78.47
02/09/2010	324	Room Taxable	69.99	0.00	148.46
02/09/2010	324	Other	2.00	0.00	150.46
02/09/2010	324	Sales Tax - 9.000%	6.48	0.00	156.94
02/10/2010	324	Room Taxable	69.99	0.00	226.93
02/10/2010	324	Other	2.00	0.00	228.93
02/10/2010	324	Sales Tax - 9.000%	6.48	0.00	235.41
02/11/2010	324	City Ledger - Sowell, George	0.00	235.41	0.00

Thank you for staying. Please come back soon.

*The Pahrump Nugget*

681 South Highway 160  
 Pahrump, NV 89048  
 P: 775-751-6500 F: 775-751-6535  
 www.pahrumpnugget.com

RECEIVED

MAR 11 2010

**Dave Hardik**  
**518 S Elmhurst Road**  
**Mount Prospect, IL 60056**

Room	Folio	Effective	Check-out	Balance
(109)	139301	02/09/2010	02/12/2010	0.00
Master Folio				

Date	Room	Description / Voucher	Charges	Credits	Balance
02/09/2010	109	Room Taxable	69.99	0.00	69.99
02/09/2010	109	Other	2.00	0.00	71.99
02/09/2010	109	Sales Tax - 9.000%	6.48	0.00	78.47
02/10/2010	109	Room Taxable	69.99	0.00	148.46
02/10/2010	109	Other	2.00	0.00	150.46
02/10/2010	109	Sales Tax - 9.000%	6.48	0.00	156.94
02/11/2010	109	Room Taxable	69.99	0.00	226.93
02/11/2010	109	Other	2.00	0.00	228.93
02/11/2010	109	Sales Tax - 9.000%	6.48	0.00	235.41
02/12/2010	109	City Ledger - Hardik, Dave	0.00	235.41	0.00

RECEIVED

*The Pahrump Nugget*

681 South Highway 160  
 Pahrump, NV 89048  
 P: 775-751-6500 F: 775-751-6535  
 www.pahrumpnugget.com

MAR 11 2010

Richard Durham  
 1541 Oak Tree Ct  
 Apopka, FL 32712

Room	Folio	Check In	Check Out	Balance
(209)	138406	01/11/2010	01/15/2010	0.00
Master Folio		Direct Billing Acct.		

Date	Room	Description/Voucher	Charges	Credits	Balance
01/11/2010	209	Room Taxable	69.99	0.00	69.99
01/11/2010	209	Sales Tax - 9.000%	6.30	0.00	76.29
01/12/2010	209	Mini Bar - Vanilla Cookies 01/12/10	1.50	0.00	77.79
01/12/2010	209	Room Taxable	69.99	0.00	147.78
01/12/2010	209	Sales Tax - 9.000%	6.30	0.00	154.08
01/13/2010	209	Room Taxable	69.99	0.00	224.07
01/13/2010	209	Sales Tax - 9.000%	6.30	0.00	230.37
01/14/2010	209	Room Taxable	69.99	0.00	300.36
01/14/2010	209	Sales Tax - 9.000%	6.30	0.00	306.66
01/15/2010	209	Mini Bar - 2 Candies Per Guest	3.00	0.00	309.66
01/15/2010	209	City Ledger - Durham, Richard	0.00	305.16	4.50
01/15/2010	209	Visa/Mastercard - ...7243 AP: 014680	0.00	4.50	0.00

Thank you for staying. Please come back soon.

*The Pahrump Nugget*

681 South Highway 160  
 Pahrump, NV 89048  
 P: 775-751-6500 F: 775-751-6535  
 www.pahrumpnugget.com

RECEIVED

MAR 11 2010

Richard Durham  
 1541 Oak Tree Ct  
 Apopka, FL 32712

Room	Folio	CheckIn	CheckOut	Balance
(210)	139553	02/16/2010	02/18/2010	0.00
Master Folio		Direct Billing Acct.		

Date	Room	Description / Voucher	Charges	Credit	Balance
02/16/2010	210	Room Taxable	69.99	0.00	69.99
02/16/2010	210	Other	2.00	0.00	71.99
02/16/2010	210	Sales Tax - 9.000%	6.48	0.00	78.47
02/17/2010	210	Room Taxable	69.99	0.00	148.46
02/17/2010	210	Other	2.00	0.00	150.48
02/17/2010	210	Sales Tax - 9.000%	6.48	0.00	156.94
02/18/2010	210	Mini Bar - 1 D Pepsi	2.00	0.00	158.94
02/18/2010	210	Cash - Mini Bar	0.00	2.00	156.94
02/18/2010	210	City Ledger - Durham, Richard	0.00	156.94	0.00

Thank you for staying. Please come back soon.

*The Pahrump Nugget*

681 South Highway 160  
 Pahrump, NV 89048  
 P: 775-751-6500 F: 775-751-6535  
 www.pahrumpnugget.com

RECEIVED

MAR 11 2010

**Kristen Weeks**

Room	Folio	Checkin	CheckOut	Balance
(324)	139366	02/11/2010	02/12/2010	0.00
Master Folio		Direct Billing Acct.		

Date	Room	Description / Voucher	Charges	Credits	Balance
02/11/2010	324	Room Taxable	69.99	0.00	69.99
02/11/2010	324	Other	2.00	0.00	71.99
02/11/2010	324	Sales Tax - 9.000%	6.48	0.00	78.47
02/12/2010	324	City Ledger - Weeks, Kristen	0.00	78.47	0.00

Thank you for staying. Please come back soon.

3006970



Batch 79931

Doc RECEIVED 251205

2855 North Milwaukee Avenue • Northbrook, IL 60062  
Phone (847) 480-7500 • Fax (847) 480-1170  
Reservations  
www.hilton.com or 1 800 HILTONS

MAR 11 2010

NAME & ADDRESS

UTILITES INCORPORATED  
ATTN: LESLIE STONE/JOHN HOPKINS  
2335 SANDERS ROAD  
NORTHBROOK, IL 60062

INVOICE # 43170  
INVOICE DATE 03/08/10  
YOUR ACCOUNT # U895  
YOUR P/O #

ORIGINAL

PAGE 1

DATE	FOLIO	DESCRIPTION	AMOUNT
02/26/10	355352 B	# Rm 1009 [RTD FR SOWELL, BILL:RCPT B] ✓102112	493.95
02/26/10	355356 B	# Rm 1014 [RTD FR DANIEL, CARL:RCPT B] 2009535	493.95
02/26/10	355366 B	# Rm 223 [RTD FR WILLIAMS, JOHN:RCPT B] 2009535 102	395.16
02/26/10	355368 B	# Rm 812 [RTD FR SASIC, KAREN:RCPT B] ✓2010188	493.95
02/26/10	356538 B	# Rm 317 [RTD FR SUDDUTH, DONALD:RCPT B] 102100	395.16

APR 13 2010

RECEIVED  
APR 13 2010  
BY: \_\_\_\_\_

I  
N  
V  
O  
I  
C  
E

PAYMENT DUE UPON RECEIPT 2,272.17

THANK YOU FOR YOUR BUSINESS.

QUESTIONS CONCERNING THIS INVOICE?  
CALL: EIREEN CELICIOUS  
(847)480-7500



2855 N. Milwaukee Ave. • Northbrook, IL 60062  
 Phone (847) 480-7500 • Fax (847) 480-1170  
 Reservations  
 www.hilton.com or 1 800 HILTONS

Name & Address

SOWELL, BILL

Room 1008/K1  
 Arrival Date 2/21/2010 9:54:00PM  
 Departure Date 2/26/2010 7:26:00AM I

US

Adult/Child 1/0  
 Room Rate 89.00

RATE PLAN C-UTI  
 HH#  
 AL:  
 CAR:

*Folio*

CONFIRMATION NUMBER : 3377315176

3/8/2010 PAGE 1

DATE	REFERENCE	DESCRIPTION	AMOUNT
		102112	
2/21/2010	1827069	GUEST ROOM	\$89.00
2/21/2010	1827069	STATE TAX- ROOM	\$5.34
2/21/2010	1827069	CITY TAX - ROOM	\$4.45
2/22/2010	1827331	GUEST ROOM	\$89.00
2/22/2010	1827331	STATE TAX- ROOM	\$5.34
2/22/2010	1827331	CITY TAX - ROOM	\$4.45
2/23/2010	1827777	GUEST ROOM	\$89.00
2/23/2010	1827777	STATE TAX- ROOM	\$5.34
2/23/2010	1827777	CITY TAX - ROOM	\$4.45
2/24/2010	1828382	GUEST ROOM	\$89.00
2/24/2010	1828382	STATE TAX- ROOM	\$5.34
2/24/2010	1828382	CITY TAX - ROOM	\$4.45
2/25/2010	1828817	GUEST ROOM	\$89.00
2/25/2010	1828817	STATE TAX- ROOM	\$5.34
2/25/2010	1828817	CITY TAX - ROOM	\$4.45
2/26/2010	1829017	DIRECT BILL-UTILITES INCORPORATED	(\$493.95)
		** BALANCE **	\$0.00

The Hilton Family



Official Sponsor

ACCOUNT NO.	
CARD MEMBER NAME	
ESTABLISHMENT NO. & LOCATION	ESTABLISHMENT AGREES TO TRANSMIT TO CARD HOLDER FOR PAYMENT
CARD MEMBER'S SIGNATURE	

DATE OF CHARGE	FOLIO NO./CHECK NO.
	355352 B
AUTHORIZATION	INITIAL
PURCHASES & SERVICES	
TAXES	
TIPS & MISC.	
TOTAL AMOUNT	-493.95

MERCHANDISE AND/OR SERVICES PURCHASED ON THIS CARD SHALL NOT BE RESOLD OR RETURNED FOR A CASH REFUND.

PAYMENT DUE UPON RECEIPT





2855 N. Milwaukee Ave. • Northbrook, IL 60062  
 Phone (847) 480-7500 • Fax (847) 480-1170  
 Reservations  
 www.hilton.com or 1 800 HILTONS

Name & Address

DANIEL, CARL  
 6700 MORROWICK CIRCLE DR  
 CHARLOTTE, NC 28226-4317  
 US

Room 1014/K1  
 Arrival Date 2/21/2010 2:11:00PM  
 Departure Date 2/26/2010 12:35:00PM

Adult/Child 1/0  
 Room Rate 89.00

RATE PLAN  
 HH# 380599188 GOLD  
 AL: US #3651228  
 CAR:

C-UTI

*Folio*

CONFIRMATION NUMBER : 3362284189

3/8/2010 PAGE 1

DATE	REFERENCE	DESCRIPTION	AMOUNT
2/21/2010	1827070	GUEST ROOM	\$89.00
2/21/2010	1827070	STATE TAX- ROOM	\$5.34
2/21/2010	1827070	CITY TAX - ROOM	\$4.45
2/22/2010	1827336	GUEST ROOM	\$89.00
2/22/2010	1827336	STATE TAX- ROOM	\$5.34
2/22/2010	1827336	CITY TAX - ROOM	\$4.45
2/23/2010	1827782	GUEST ROOM	\$89.00
2/23/2010	1827782	STATE TAX- ROOM	\$5.34
2/23/2010	1827782	CITY TAX - ROOM	\$4.45
2/24/2010	1828387	GUEST ROOM	\$89.00
2/24/2010	1828387	STATE TAX- ROOM	\$5.34
2/24/2010	1828387	CITY TAX - ROOM	\$4.45
2/25/2010	1828822	GUEST ROOM	\$89.00
2/25/2010	1828822	STATE TAX- ROOM	\$5.34
2/25/2010	1828822	CITY TAX - ROOM	\$4.45
2/26/2010	1829116	DIRECT BILL-UTILITES INCORPORATED	(\$493.95)
		** BALANCE **	\$0.00

2/21 through 2/24 UI Leadership Meeting #102111

2/25 through 2/26 Indiana Regulatory Meeting #2009535

ACCOUNT NO.

CARD MEMBER NAME

ESTABLISHMENT NO. & LOCATION ESTABLISHMENT ADDRESS TO TRANSMIT TO CARD HOLDER FOR PAYMENT

CARD MEMBER'S SIGNATURE  
 X

DATE OF CHARGE FOLIO NO./CHECK NO.  
 355366 B

AUTHORIZATION INITIAL

PURCHASES & SERVICES

TAXES

TIPS & MISC.

TOTAL AMOUNT -493.95

MERCHANDISE AND/OR SERVICES PURCHASED ON THIS CARD SHALL NOT BE RESOLD OR RETURNED FOR A CASH REFUND.

PAYMENT DUE UPON RECEIPT

The Hilton Family



Official Sponsor



2855 N. Milwaukee Ave. • Northbrook, IL 60062  
 Phone (847) 480-7500 • Fax (847) 480-1170  
 Reservations  
 www.hilton.com or 1 800 HILTONS

Name & Address

WILLIAMS, JOHN  
 121 NORTH MONROE STREET  
 APT. 1210  
 TALLAHASSEE, FL 32301-1548  
 US

Room 223/K1  
 Arrival Date 2/22/2010  
 Departure Date 2/26/2010

12:33:00PM  
 3:24:00PM R

Adult/Child 1/0  
 Room Rate 89.00

RATE PLAN  
 HH# 380053204 GOLD  
 AL: US #2140394  
 CAR:

C-UTI

*Folio*

CONFIRMATION NUMBER : 3380649170

3/8/2010 PAGE 1

DATE	REFERENCE	DESCRIPTION	AMOUNT
2/22/2010	1827370	GUEST ROOM	\$89.00
2/22/2010	1827370	STATE TAX- ROOM	\$5.34
2/22/2010	1827370	CITY TAX - ROOM	\$4.45
2/23/2010	1827817	GUEST ROOM	\$89.00
2/23/2010	1827817	STATE TAX- ROOM	\$5.34
2/23/2010	1827817	CITY TAX - ROOM	\$4.45
2/24/2010	1828419	GUEST ROOM	\$89.00
2/24/2010	1828419	STATE TAX- ROOM	\$5.34
2/24/2010	1828419	CITY TAX - ROOM	\$4.45
2/25/2010	1828851	GUEST ROOM	\$89.00
2/25/2010	1828851	STATE TAX- ROOM	\$5.34
2/25/2010	1828851	CITY TAX - ROOM	\$4.45
2/26/2010	1829158	DIRECT BILL-UTILITES INCORPORATED	(\$395.16)
		** BALANCE **	\$0.00

2-21 to 2-24 LT Mtg - #102111  
 2-25 to 2-26 Indiana Reg. Mtg. #2009535

The Hilton Family



Official Sponsor

ACCOUNT NO.

CARD MEMBER NAME

ESTABLISHMENT NO. & LOCATION ESTABLISHMENT AGREES TO TRANSMIT TO CARD HOLDER FOR PAYMENT

CARD MEMBER'S SIGNATURE  
 X

DATE OF CHARGE FOLIO NO./CHECK NO.  
 355366 B

AUTHORIZATION INITIAL

PURCHASES & SERVICES

TAXES

TIPS & MISC.

TOTAL AMOUNT -395.16

MERCHANDISE AND/OR SERVICES PURCHASED ON THIS CARD SHALL NOT BE RESOLD OR RETURNED FOR A CASH REFUND.

PAYMENT DUE UPON RECEIPT



2855 N. Milwaukee Ave. • Northbrook, IL 60062  
 Phone (847) 480-7500 • Fax (847) 480-1170  
 Reservations  
 www.hilton.com or 1 800 HILTONS

Name & Address

SASIC, KAREN

Room 812/D2  
 Arrival Date 2/21/2010  
 Departure Date 2/26/2010

2:33:00PM  
 10:45:00AM P

US

Adult/Child 1/0  
 Room Rate 89.00

RATE PLAN  
 HHH  
 AL  
 CAR:

C-UTI

*Folio*

CONFIRMATION NUMBER : 3378135787

3/8/2010 PAGE 1

*Pro. 2010188*  
*[Signature]*

DATE	REFERENCE	DESCRIPTION	AMOUNT
2/21/2010	1827136	GUEST ROOM	\$89.00
2/21/2010	1827138	STATE TAX- ROOM	\$5.34
2/21/2010	1827136	CITY TAX - ROOM	\$4.45
2/22/2010	1827325	GUEST ROOM	\$89.00
2/22/2010	1827325	STATE TAX- ROOM	\$5.34
2/22/2010	1827325	CITY TAX - ROOM	\$4.45
2/23/2010	1827973	GUEST ROOM	\$89.00
2/23/2010	1827973	STATE TAX- ROOM	\$5.34
2/23/2010	1827973	CITY TAX - ROOM	\$4.45
2/24/2010	1828508	GUEST ROOM	\$89.00
2/24/2010	1828508	STATE TAX- ROOM	\$5.34
2/24/2010	1828508	CITY TAX - ROOM	\$4.45
2/25/2010	1828922	GUEST ROOM	\$89.00
2/25/2010	1828922	STATE TAX- ROOM	\$5.34
2/25/2010	1828922	CITY TAX - ROOM	\$4.45
2/26/2010	1829041	DIRECT BILL-UTILITES INCORPORATED	(\$493.95)
		** BALANCE **	\$0.00

The Hilton Family



Official Sponsor

ACCOUNT NO.

CARD MEMBER NAME

ESTABLISHMENT NO. & LOCATION

CARD MEMBER'S SIGNATURE

X

DATE OF CHARGE FOLIO NO./CHECK NO.

355368 B

AUTHORIZATION INITIAL

PURCHASES & SERVICES

TAXES

TIPS & MISC.

TOTAL AMOUNT -493.95

PAYMENT DUE UPON RECEIPT

RESERVATIONS AND SERVICES PROVIDED BY THE HOTEL SHALL NOT BE LIABLE OR RESPONSIBLE FOR A CARD MEMBER'S



2855 N. Milwaukee Ave. • Northbrook, IL 60062  
 Phone (847) 480-7500 • Fax (847) 480-1170  
 Reservations  
 www.hilton.com or 1 800 HILTONS

Name & Address

SUDDUTH, DONALD  
 3221 CURVING OAKS WAY

ORLANDO, FL 32820-2749  
 US

Room 317/D2RRC  
 Arrival Date 2/22/2010 5:35:00PM  
 Departure Date 2/26/2010 7:58:00AM

Adult/Child 1/0  
 Room Rate 89.00

RATE PLAN  
 HH# 977598844 SILVER  
 AL: WN #00000050226256  
 CAR:

C-UTI

*Folio*

*code to  
 (LT) (WSC)  
 mtg. 102100*

CONFIRMATION NUMBER : 3374570706

3/8/2010 PAGE 1

DATE	REFERENCE	DESCRIPTION	AMOUNT
2/22/2010	1827390	GUEST ROOM	\$89.00
2/22/2010	1827390	STATE TAX- ROOM	\$5.34
2/22/2010	1827390	CITY TAX - ROOM	\$4.45
2/23/2010	1827837	GUEST ROOM	\$89.00
2/23/2010	1827837	STATE TAX- ROOM	\$5.34
2/23/2010	1827837	CITY TAX - ROOM	\$4.45
2/24/2010	1828437	GUEST ROOM	\$89.00
2/24/2010	1828437	STATE TAX- ROOM	\$5.34
2/24/2010	1828437	CITY TAX - ROOM	\$4.45
2/25/2010	1828866	GUEST ROOM	\$89.00
2/25/2010	1828866	STATE TAX- ROOM	\$5.34
2/25/2010	1828866	CITY TAX - ROOM	\$4.45
2/26/2010	1829025	DIRECT BILL-UTILITES INCORPORATED	(\$395.16)
		** BALANCE **	\$0.00

The Hilton Family



Official Sponsor

ACCOUNT NO.

CARD MEMBER NAME

ESTABLISHMENT NO. & LOCATION ESTABLISHMENT AGREES TO TRANSMIT TO CARD HOLDER FOR PAYMENT

CARD MEMBER'S SIGNATURE  
 X

DATE OF CHARGE FOLIO NO./CHECK NO.  
 356538 B

AUTHORIZATION INITIAL

PURCHASES & SERVICES

TAXES

TIPS & MISC.

TOTAL AMOUNT -395.16

PAYMENT DUE UPON RECEIPT

MERCHANDISE AND/OR SERVICES PURCHASED ON THIS CARD SHALL NOT BE RESOLD OR RETURNED FOR A CASH REFUND.

3007913

**Marrriott.**  
HOTELS & RESORTS

Batch 79882  
251401

CHARLOTTE EXEC PARK MARRIOTT Doc                      GUEST FOLIO

518	SUDDUTH/DON	99.00	03/05/10	07:39	3869	4025
ROOM	NAME	RATE	DEPART	TIME	ACCT#	GROUP
ACCB	CAROLINA WATER		03/01/10	20:49		
TYPE			ARRIVE	TIME		
2	5701 WESTPARK DR		PASSPORT:			
ROOM	CHARLOTTE NC		VS			
CLERK	28217		PAYMENT			
	ADDRESS				MR#:	XXXXX7233

DATE	REFERENCE		CHARGES	CREDITS	BALANCE DUE
03/01	ROOM	518, 1	99.00		
03/01	SALES TX	518, 1	8.17		
03/01	OCC TAX	518, 1	7.92		
03/02	ROOM	518, 1	99.00		
03/02	SALES TX	518, 1	8.17		
03/02	OCC TAX	518, 1	7.92		
03/03	ROOM	518, 1	99.00		
03/03	SALES TX	518, 1	8.17		
03/03	OCC TAX	518, 1	7.92		
03/04	ROOM	518, 1	99.00		
03/04	SALES TX	518, 1	8.17		
03/04	OCC TAX	518, 1	7.92		

TOTAL TRANSFERRED TO GROUP MASTER ACCOUNT 460.36

2010188

RECEIVED  
APR 09 2010

**Marrriott.**  
HOTELS & RESORTS

CHARLOTTE EXEC PARK MARRIOTT  
5700 WESTPARK DR  
CHARLOTTE, NC 28217

This statement is your only receipt. You have agreed to pay in cash or by approved personal check or to authorize us to charge your credit card for all amounts charged to you.

**Janice Harrell**

---

**From:** Tom Ostler  
**Sent:** Monday, April 12, 2010 1:48 PM  
**To:** Janice Harrell  
**Subject:** RE: Hotel stay for phones

Janice,

There is a phone project out there, I just don't know what that project number is. You can check with Erin Coughlin, or Bill Sowell for the actual number.

*PER ERIN*  
*2010188*      *102*  
*2856.00801*

Best regards,

Tom Ostler  
IT Manager  
Utilities, Inc.  
(847) 897-6435 (work)  
(847) 498-2066 (Fax)

---

**From:** Janice Harrell  
**Sent:** Monday, April 12, 2010 8:28 AM  
**To:** Tom Ostler  
**Cc:** Toni Federico  
**Subject:** Hotel stay for phones

Hi Tom,

Is there a project number out there for when you and all those guys went to Charlotte to do the telephone installations and training? If not, can you give me the business unit that should be used to charge your hotel stay?

Thank you,  
Janice Harrell

## Janice Harrell

---

**From:** Tom Ostler  
**Sent:** Monday, April 12, 2010 8:28 AM  
**To:** Janice Harrell  
**Subject:** Out of Office AutoReply: Hotel stay for phones

I am currently out of the office with limited access to email. I will be able to respond to your email upon my return on Monday, April 19th.

## Janice Harrell

---

**From:** Janice Harrell  
**Sent:** Monday, April 12, 2010 8:28 AM  
**To:** Tom Ostler  
**Cc:** Toni Federico  
**Subject:** Hotel stay for phones

Hi Tom,

Is there a project number out there for when you and all those guys went to Charlotte to do the telephone installations and training? If not, can you give me the business unit that should be used to charge your hotel stay?

Thank you,  
Janice Harrell



3007913

**Marriott.**  
HOTELS & RESORTS

Batch 79882

Doc 251402

CHARLOTTE EXEC PARK MARRIOTT

GUEST FOLIO

402 OSTLER/TOM 99.00 03/05/10 07:21 3864 4025  
 ROOM NAME RATE DEPART TIME ACCT# GROUP  
 NSKG CAROLINA WATER 02/28/10 21:08  
 TYPE ARRIVE TIME  
 2 5701 WESTPARK DR PASSPORT:  
 ROOM CHARLOTTE NC MC  
 CLERK 28217 ADDRESS PAYMENT MRF:

DATE	REFERENCE	CHARGES	CREDITS	BALANCE DUE
02/28	ROOM	402, 1		99.00
02/28	SALES TX	402, 1		8.17
02/28	OCC TAX	402, 1		7.92
03/01	ROOM	402, 1		99.00
03/01	SALES TX	402, 1		8.17
03/01	OCC TAX	402, 1		7.92
03/02	ROOM	402, 1		99.00
03/02	SALES TX	402, 1		8.17
03/02	OCC TAX	402, 1		7.92
03/03	ROOM	402, 1		99.00
03/03	SALES TX	402, 1		8.17
03/03	OCC TAX	402, 1		7.92
03/04	ROOM	402, 1		99.00
03/04	SALES TX	402, 1		8.17
03/04	OCC TAX	402, 1		7.92

TOTAL TRANSFERRED TO GROUP MASTER ACCOUNT 575.45

2010188

RECEIVED  
APR 09 2010

**Marriott.**  
HOTELS & RESORTS

CHARLOTTE EXEC PARK MARRIOTT  
5700 WESTPARK DR  
CHARLOTTE, NC 28217

This statement is your only receipt. You have agreed to pay in cash or by approved personal check or to authorize us to charge your credit card for all amounts charged to you. The amount shown in the credits column consists of any credits and other adjustments to the balance shown above. No cash or other adjustments are shown in the credits column unless they are specifically noted.

# CHARLOTTE Marriott EXECUTIVE PARK

5700 Westpark Drive, Charlotte, North Carolina 28210 (704) 527-9650

**CAROLINA WATER**  
**ATTN: DONNA STEGALL**  
**5701 WESTPARK DRIVE**  
**CHARLOTTE NC 28201**

**DATE 04/06/10**  
**ACCT# TR 613**

PLEASE RETURN THIS PORTION WITH YOUR REMITTANCE \$ \_\_\_\_\_

DATE	REFERENCE	CHARGES	CREDITS	BALANCE DUE
03/31	CAROLINA WATER	3567.79		3567.79
				3567.79



RECEIVED  
APR 09 2010

*Send remittance to:*  
**Marriott Charlotte**  
**Executive Park**  
 P.O. Box 60301  
 Charlotte, NC 28260-0301

CURRENT	30 TO 60 DAYS	60 TO 90 DAYS	OVER 90 DAYS	TOTAL DUE
3567.79	.00	.00	.00	3567.79

Payment is due immediately upon receipt of this statement. In the event payment is not made within 25 days after receipt of the original of this statement, the Hotel may immediately impose a LATE PAYMENT CHARGE on the unpaid balance at the rate of the lower of 1.5% per month (ANNUAL RATE 18%) or the maximum allowed by law, all reasonable costs of collection, including attorney fees. Please contact the Hotel's Controller's Office if you have any questions regarding this statement.

03/31/10  
CAROLINA WATER  
5701 WESTPARK DR  
CHARLOTTE

CHARLOTTE EXEC PARK HARRIOTT  
GROUP MASTER ACCOUNT  
FOR  
CAROLINA WATER  
NC 28217  
MASTER SUMMARY  
=====

ACCOUNT: 4025  
ARRIVE: 02/28/10  
DEPART: 03/06/10

TOTAL ROOM, TAX, AND INCIDENTAL CHARGES:	\$3567.79
TOTAL CATERING CHARGES:	\$ .00
MISCELLANEOUS CHARGES:	\$ .00
	-----
SUBTOTAL:	\$3567.79
LESS CREDITS:	\$ .00
LESS ADVANCE DEPOSIT:	\$ .00
	-----
AMOUNT DUE:	\$3567.79
	=====

03/31/10  
CAROLINA WATER  
5701 WESTPARK DR  
CHARLOTTE

CHARLOTTE EXEC PARK MARRIOTT  
GROUP MASTER ACCOUNT  
FOR  
CAROLINA WATER  
NC 28217  
ROOM, TAX & INCIDENTALS

ACCOUNT: 4025  
ARRIVE: 02/28/10  
DEPART: 03/06/10

GUEST NAME	ROOM#	NTS	ROOM CHARGE	ROOM TAX	INCIDENTALS	TOTAL
BAILEY/KRISTIAN	1003	4	\$396.00	\$64.36	\$ .00	\$460.36
CASADOS/JIM	1203	5	\$495.00	\$80.45	\$ .00	\$575.45
OSTLER/TOM	402	5	\$495.00	\$80.45	\$ .00	\$575.45
PANOS/NICK	115	3	\$297.00	\$48.27	\$ .00	\$345.27
PERRINE/BRANDON	1514	4	\$396.00	\$64.36	\$ .00	\$460.36
SASIC/KAREN	1408	5	\$495.00	\$80.45	\$ .00	\$575.45
SOWELL/BILL	102	1	\$99.00	\$16.09	\$ .00	\$115.09
SUDDUTH/DON	518	4	\$396.00	\$64.36	\$ .00	\$460.36
ROOM/TAX/INC. TOTAL:			\$3069.00	\$498.79	\$ .00	\$3567.79
GNS TOTAL:			\$ .00	\$ .00	\$ .00	\$ .00
GRAND TOTAL:			\$3069.00	\$498.79	\$ .00	\$3567.79

RECEIVED  
APR 09 2010

CHARLOTTE EXEC PARK MARRIOTT

GUEST FOLIO

1003 BAILEY/KRISTIAN 99.00 03/05/10 07:18 3867 4025  
 ROOM NAME RATE DEPART TIME ACCT# GROUP  
 NSKG CAROLINA WATER 03/01/10 15:18  
 TYPE ARRIVE TIME  
 2 5701 WESTPARK DR PASSPORT:  
 ROOM CHARLOTTE NC MC  
 CLERK 28217 ADDRESS PAYMENT MR#: XXXXX1883

DATE	REFERENCE	CHARGES	CREDITS	BALANCE DUE
03/01	ROOM	1003, 1	99.00	
03/01	SALES TX	1003, 1	8.17	
03/01	OCC TAX	1003, 1	7.92	
03/02	ROOM	1003, 1	99.00	
03/02	SALES TX	1003, 1	8.17	
03/02	OCC TAX	1003, 1	7.92	
03/03	ROOM	1003, 1	99.00	
03/03	SALES TX	1003, 1	8.17	
03/03	OCC TAX	1003, 1	7.92	
03/04	ROOM	1003, 1	99.00	
03/04	SALES TX	1003, 1	8.17	
03/04	OCC TAX	1003, 1	7.92	

TOTAL TRANSFERRED TO GROUP MASTER ACCOUNT 460.36

2010188

RECEIVED  
APR 09 2010

1203 CASADOS/JIM 99.00 03/05/10 08:05 3863 4025  
 ROOM NAME RATE DEPART TIME ACCT# GROUP  
 NSKG CAROLINA WATER 02/28/10 21:08  
 TYPE ARRIVE TIME  
 2 5701 WESTPARK DR PASSPORT:  
 ROOM CHARLOTTE NC VS  
 CLERK 28217 PAYMENT MR#:  
 ADDRESS

DATE	REFERENCE		CHARGES	CREDITS	BALANCE DUE
02/28	ROOM	1203, 1	99.00		
02/28	SALES TX	1203, 1	8.17		
02/28	OCC TAX	1203, 1	7.92		
03/01	ROOM	1203, 1	99.00		
03/01	SALES TX	1203, 1	8.17		
03/01	OCC TAX	1203, 1	7.92		
03/02	ROOM	1203, 1	99.00		
03/02	SALES TX	1203, 1	8.17		
03/02	OCC TAX	1203, 1	7.92		
03/03	ROOM	1203, 1	99.00		
03/03	SALES TX	1203, 1	8.17		
03/03	OCC TAX	1203, 1	7.92		
03/04	ROOM	1203, 1	99.00		
03/04	SALES TX	1203, 1	8.17		
03/04	OCC TAX	1203, 1	7.92		

TOTAL TRANSFERRED TO GROUP MASTER ACCOUNT 575.45

*2010/02*

RECEIVED  
APR 09 2010

**Marriott.**  
HOTELS & RESORTS

Batch 79882

CHARLOTTE EXEC PARK MARRIOTT Doc 251410 GUEST FOLIO

115 PANOS/NICK 99.00 03/05/10 07:31 3870 4025  
ROOM NAME RATE DEPART TIME ACCT# GROUP  
NSDB CAROLINA WATER 03/02/10 20:16  
TYPE ARRIVE TIME  
2 5701 WESTPARK DR PASSPORT:  
ROOM CHARLOTTE NC VS  
CLERK 28217 ADDRESS PAYMENT MR#:

DATE	REFERENCE	CHARGES	CREDITS	BALANCE DUE
03/02	ROOM	115, 1	99.00	
03/02	SALES TX	115, 1	8.17	
03/02	OCC TAX	115, 1	7.92	
03/03	ROOM	115, 1	99.00	
03/03	SALES TX	115, 1	8.17	
03/03	OCC TAX	115, 1	7.92	
03/04	ROOM	115, 1	99.00	
03/04	SALES TX	115, 1	8.17	
03/04	OCC TAX	115, 1	7.92	

TOTAL TRANSFERRED TO GROUP MASTER ACCOUNT 345.27

2010188

RECEIVED  
APR 09 2010

**Marriott.**  
HOTELS & RESORTS

CHARLOTTE EXEC PARK MARRIOTT  
5700 WESTPARK DR  
CHARLOTTE, NC 28217

This statement is your only receipt. You have agreed to pay in cash or by approved personal check or to authorize us to charge your credit card for all amounts charged to you. The amount shown on this receipt indicates amounts due to the hotel. All other charges will be shown on the monthly card invoice and both charges apply.

1514 PERRINE/BRANDON 99.00 03/05/10 07:22 3868 4025  
 ROOM NAME RATE DEPART TIME ACCT# GROUP  
 NSDB CAROLINA WATER 03/01/10 15:17  
 TYPE ARRIVE TIME  
 2 5701 WESTPARK DR PASSPORT:  
 ROOM CHARLOTTE NC DS  
 CLERK 28217 PAYMENT NR#: XXXXX1883  
 ADDRESS

DATE	REFERENCE		CHARGES	CREDITS	BALANCE DUE
03/01	ROOM	1514, 1	99.00		
03/01	SALES TX	1514, 1	8.17		
03/01	OCC TAX	1514, 1	7.92		
03/02	ROOM	1514, 1	99.00		
03/02	SALES TX	1514, 1	8.17		
03/02	OCC TAX	1514, 1	7.92		
03/03	ROOM	1514, 1	99.00		
03/03	SALES TX	1514, 1	8.17		
03/03	OCC TAX	1514, 1	7.92		
03/04	ROOM	1514, 1	99.00		
03/04	SALES TX	1514, 1	8.17		
03/04	OCC TAX	1514, 1	7.92		

TOTAL TRANSFERRED TO GROUP MASTER ACCOUNT 460.36

*2010/88*

RECEIVED  
APR 09 2010



**Marrriott.**  
HOTELS & RESORTS

Batch 79882

CHARLOTTE EXEC PARK MARRIOTT Doc 251413 GUEST FOLIO

1408 SASIC/KAREN 99.00 03/05/10 13:20 3866 4025  
ROOM NAME RATE DEPART TIME ACCT# GROUP  
MSK6 CAROLINA WATER 02/28/10 15:47  
TYPE ARRIVE TIME  
2 5701 WESTPARK DR PASSPORT:  
ROOM CHARLOTTE NC VS  
CLERK 28217 ADDRESS PAYMENT MR#: XXXXX0116A

DATE	REFERENCE		CHARGES	CREDITS	BALANCE DUE
02/28	ROOM	1408, 1	99.00		
02/28	SALES TX	1408, 1	8.17		
02/28	OCC TAX	1408, 1	7.92		
03/01	ROOM	1408, 1	99.00		
03/01	SALES TX	1408, 1	8.17		
03/01	OCC TAX	1408, 1	7.92		
03/02	ROOM	1408, 1	99.00		
03/02	SALES TX	1408, 1	8.17		
03/02	OCC TAX	1408, 1	7.92		
03/03	ROOM	1408, 1	99.00		
03/03	SALES TX	1408, 1	8.17		
03/03	OCC TAX	1408, 1	7.92		
03/04	ROOM	1408, 1	99.00		
03/04	SALES TX	1408, 1	8.17		
03/04	OCC TAX	1408, 1	7.92		

TOTAL TRANSFERRED TO GROUP MASTER ACCOUNT 575.45

*2010/10/02*

RECEIVED  
APR 09 2010

**Marrriott.**  
HOTELS & RESORTS

CHARLOTTE EXEC PARK MARRIOTT  
5700 WESTPARK DR  
CHARLOTTE, NC 28217

This statement is your only receipt. You have agreed to pay in cash or by approved personal check or to authorize us to charge your credit card for all amounts charged to you. The amount shown in the credits column consists of any credit card entry to the appropriate column which will be charged to the credit card number set forth above.

102 SOWELL/BILL 99.00 03/04/10 12:59 6000 4025  
 ROOM NAME RATE DEPART TIME ACCT# GROUP  
 NSDB CAROLINA WATER 03/03/10 17:43  
 TYPE ARRIVE TIME  
 2 5701 WESTPARK DR PASSPORT:  
 ROOM CHARLOTTE NC AX  
 CLERK 28217 ADDRESS PAYMENT MR#:

DATE	REFERENCE		CHARGES	CREDITS	BALANCE DUE
03/03	ROOM	102, 1	99.00		
03/03	SALES TX	102, 1	8.17		
03/03	OCC TAX	102, 1	7.92		

TOTAL TRANSFERRED TO GROUP MASTER ACCOUNT 115.09

2010188

RECEIVED  
APR 09 2010

3010225

High Places Services  
1271 W. Wilson  
Pahrump, NV 89048  
(775) 727-7255

RECEIVED  
APR 15 2010

# Invoice

DATE	INVOICE #
3/23/2010	2479

Batch 80409

Doc 253433

**BILL TO**  
 Utilities Inc.  
 Attention: Accounts Payable  
 2335 Sanders Road  
 Northbrook, IL 60062

## ENTERED

APR 21 2010

BU # 2010188  
102

DUE DATE
3/23/2010

QUANTITY	DESCRIPTION	RATE	AMOUNT
1	3/12/10 - move fax number from Suite 109 to main office	65.00	65.00
1	3/21/10 - extend data connection from Suite 109 to Suite 108 to bypass suite 109	65.00	65.00
	Sales Tax Nye County	7.10%	0.00

PAYMENT DUE UPON RECEIPT

**Total**

**\$130.00**

**Annette Zavilla**

---

**From:** Judy E. Gillmore  
**Sent:** Thursday, April 15, 2010 9:19 AM  
**To:** Annette Zavilla  
**Subject:** Invoices to pay  
**Attachments:** All Around Cleaning.pdf; High Places Invoice.pdf

Morning,

I have attached: All Around Cleaning – Inv # 1014 – PO # 57095 – Approved and received  
High Places – Inv # 2479 – I am not sure if he sent a copy direct to NB or not – the BU # is project  
20101 88

Have a good day.

Judy

Judy Gillmore  
Administrative Assistant  
Utilities, Inc.  
1240 E. State St. #115  
Pahrump, NV B9048  
Phone: 775-727-5575 ext #1208  
Fax: 775-727-7752  
Email: [jegillmo@uiwater.com](mailto:jegillmo@uiwater.com)

3010225

High Places Services

RECEIVED

1271 W. Wilson  
Pahrump, NV 89048  
(775) 727-7255

APR 27 2010

# Invoice

DATE	INVOICE #
4/14/2010	2487

**BILL TO**

Utilities Inc.  
Attention: Accounts Payable  
2335 Sanders Road  
Northbrook, IL 60062

**ENTERED**

APR 28 2010

Batch 80891

Doc 255345

*BU. 201 of 88 105*

DUE DATE

4/14/2010

QUANTITY

DESCRIPTION

RATE

AMOUNT

1.5 03/30/10 - pack-up Iwatsu ECS telephone system  
Sales Tax Nye County

65.00  
7.10%

97.50  
0.00

PAYMENT DUE UPON RECEIPT

**Total**

**97.50**

## Annette Zavilla

---

**From:** Judy E. Gillmore  
**Sent:** Wednesday, April 28, 2010 10:31 AM  
**To:** Annette Zavilla  
**Subject:** RE: High Places Services

You were right – one too many numbers. Both invoices should have BU# 2010188. Let me know if that works. Thanks

Judy Gillmore  
Administrative Assistant  
Utilities, Inc.  
1240 E. State St. #115  
Pahrump, NV 89048  
Phone: 775-727-5575 ext #1208  
Fax: 775-727-7752  
Email: [jegillmo@uiwater.com](mailto:jegillmo@uiwater.com)

---

**From:** Annette Zavilla  
**Sent:** Wednesday, April 28, 2010 8:24 AM  
**To:** Judy E. Gillmore  
**Subject:** RE: High Places Services

I checked and 20101088 did not work for Invoice # 2479 either. It is too many numbers. I also checked and there is no Project # 20101088 in the system so I am in a quandary. Is there some way that you can check on this from whomever you received the number from?

Thanks,

Annette

---

**From:** Judy E. Gillmore  
**Sent:** Wednesday, April 28, 2010 9:59 AM  
**To:** Annette Zavilla  
**Subject:** RE: High Places Services

I checked. That is what I used last time. It is for setting up the new phone system. It is the only number I have. Can you check invoice 2479?

Judy Gillmore  
Administrative Assistant  
Utilities, Inc.  
1240 E. State St. #115  
Pahrump, NV 89048  
Phone: 775-727-5575 ext #1208  
Fax: 775-727-7752  
Email: [jegillmo@uiwater.com](mailto:jegillmo@uiwater.com)

---

**From:** Annette Zavilla  
**Sent:** Wednesday, April 28, 2010 7:52 AM

**To:** Judy E. Gillmore  
**Subject:** FW: High Places Services

Judy,

Would you please verify the Project # because I think that there are too many numbers but I could be wrong.

Thanks

Annette

---

**From:** Judy E. Gillmore  
**Sent:** Tuesday, April 27, 2010 2:04 PM  
**To:** Annette Zavilla  
**Subject:** High Places Services

Attaching another invoice for payment from High Places Services. I am sure it is a duplicate and the BU # is 20101088.

Thanks again,

Judy

3009964

**EXPENSE REPORT FORM**

Batch 81225

Name

Doc 256199

Business Unit

Date Business Unit	3/22-25/2010						Total	Account Codes
	2010188	2010191	4/9/10 102106	4/15/10 102106	4/21/10 855100			
Meals	55.26 ✓	6.31 ✓		19.24 ✓			\$80.81	6200
Hotel ( room, tax, phone calls)							\$0.00	6185
Mileage Driven		44.86						
Mileage Value @ 0.5	0.00	22.43 ✓	0.00	0.00	0.00	0.00	\$22.43	5880
Airfare (Including penalties)		615.90 ✓					\$615.90	6185
Car Rental (including fuel)							\$0.00	6185
Parking		68.00 ✓					\$68.00	6185
Tolls							\$0.00	6185
Taxi - Limousine							\$0.00	6185
Entertainment						MAY 01 2010	\$0.00	5825
Education							\$0.00	5820
Other: / Rate School registration							\$0.00	5690
Other: Data Cable			24.60 ✓				\$24.60	
Other: Kitchen Supplies					12.84 ✓		\$12.84	
Other:							\$0.00	

Purpose of the Expense:	Phone System Te	UUC Rate Hearing	Data Cable	Lunch/SC Issues	Payment Recap
Business Benefit:					Total of the Front of the Expense Form: \$824.58
# Days on Business:					Subtract Any Advance: less
Explanation:	<p style="text-align: center;">H 5/3/10</p>				Net Amount Due to the Employee: \$824.58
Authorized Signature:					Employee Signature: 
Date Authorized:	4/26/10				Date Signed: 4/26/10

I hereby certify that the above expenditures represent cash spent for legitimate company business only and include no items of a personal nature.

RECEIVED  
MAY 03 2010

BY: \_\_\_\_\_





# Charlotte, NC (4)



UNC  
2010191

## Booked items

Although this itinerary doesn't qualify for ThankYou Points, you can still earn points if you add a hotel booking today or any time before you travel.



[Learn more](#) about how to earn points for future bookings.

### Flight: Orlando to Charlotte

[back to top](#)

Expedia itinerary number: 131479176717  
Airline ticket number(s): 0167747440285  
UNITED confirmation code: W3VPBU

**Main contact:** Karen Sasic  
E-mail: klsasic@uiwater.com  
Home phone: (407) 467-5751

### Traveler and cost summary

<b>Karen Sasic</b>	Adult	UNITED #03178680588 <b>Update Frequent Flyer number(s)</b>	\$546.00
		Taxes & Fees	\$19.90
		<b>Total (Visa)</b>	<b>\$565.90</b>

[Change this flight](#) [View cancellation information](#)

### Flight summary

Please be sure to re-confirm your flight at least 24 hours prior to scheduled departure (72 hours prior for flights to Hawaii and international destinations). You may check your flight status and departure gate online, or contact [the airline](#) directly. Seat assignments, meal preferences, and special requests must be confirmed with the airline; we cannot guarantee that they will be honored. Free and special meals are not available on many flights.

#### Traveling to Charlotte

**Note:** Your airport check-in is with US Airways.

**Mon 22-Mar-10**

<b>Orlando (MCO)</b>	to	<b>Charlotte (CLT)</b>	462 mi	<b>UNITED</b>
Depart 8:45 am		Arrive 10:22 am	(744 km)	Flight: 1984
			Duration: 1hr 37mn	Operated by: US AIRWAYS

Economy/Coach Class ( 32F ), Airbus A321

Total distance: 462 mi (744 km)

Total duration: 1hr 37mn

#### Traveling to Orlando

**Note:** Your airport check-in is with US Airways.

**Thu 25-Mar-10**

<b>Charlotte (CLT)</b>	to	<b>Orlando (MCO)</b>	462 mi	<b>UNITED</b>
Depart 4:35 pm		Arrive 6:17 pm	(744 km)	Flight: 1910
			Duration: 1hr 42mn	Operated by: US AIRWAYS

Economy/Coach Claas ( 28F ), Airbus A321

Total distance: 462 mi (744 km)

Total duration: 1hr 42mn

#### Additional airline fees may apply at check-in

Fees may be charged by airlines for services such as preferred seat selection and baggage handling. Please note that fees are determined by the airline you check in with and may change at anytime.

[See fees.](#)

### Airline rules & regulations

- Tickets are nonrefundable. A fee of \$150.00 per ticket will be charged for itinerary changes after the tickets are issued, provided that the booking rules were followed.
- Tickets are nontransferable and name changes are not allowed.
- Please read important information regarding [airline liability limitations](#).
- Prices do not include [baggage fees or other fees](#) charged directly by the airline.
- Other penalties may apply.
- See an overview of all the [rules and restrictions](#) applicable for this fare.
- View the complete [penalty rules for changes and cancellations](#) associated with this fare.

## Customer Support

**Itinerary number: 131479176717**

If you have questions about your reservation, fill out our [itinerary assistance form](#). We'll respond within 24 hours. For immediate assistance call Expedia at 1-800-EXPEDIA (1-800-397-3342) or 1-404-728-8787 and have the itinerary number ready.

**U.S. AIRWAYS** 2010191-4UC  
 B5F008/US 25MAR10 8F00DBK7  
 SASIC/KAREN TICKET RECEIPT

1000A EXCESS BAG EBC US 9957 Y 25MAR 1130A FEE FEE ARRIVAL

**U.S. AIRWAYS**

FROM TO  
 EBC FEE

FP VI\*\*\*\*\*4020/\*\*\*\*/312896 /FC BAGGAGE FEE (1R) 01 0025 (2R) 00  
 0000 (3R) 00 0000 (OW) 00 0000 (OZ) 00 0000 (SE) 00 0000 USD TTL 025.00E  
 ND

FARE USD 25.00 DOCUMENT NUMBER 0372383202444  
 TAX US .00  
 TAX .00  
 TOTAL USD 25.00 NO CASH VALUE

THANK YOU FOR FLYING  
 U.S. AIRWAYS

**U.S. AIRWAYS** 2010191-4UC

A10PZM/US 22MAR10 8F00DBK7 E-TICKET RECEIPT  
 SASIC/KAREN ARRIVAL  
 1000A EXCESS BAG EBC US 9957 Y 25MAR 1130A FEE FEE

**U.S. AIRWAYS**

FROM TO  
 EBC FEE

IFP VI\*\*\*\*\*4020/\*\*\*\*/353484 /FC BAGGAGE FEE (1R) 01 0025 (2R) 00  
 0000 (3R) 00 0000 (OW) 00 0000 (OZ) 00 0000 (SE) 00 0000 USD TTL 025.00E  
 ND

FARE USD 25.00 DOCUMENT NUMBER 0372382803936  
 TAX US .00  
 TAX .00  
 TOTAL USD 25.00 NO CASH VALUE

THANK YOU FOR FLYING  
 U.S. AIRWAYS

*KB's Kitchens*

**FAMILY DOLLAR**

my family. my family dollar.  
 STORE #6793 488 W HWY 436, UNIT #1020  
 ALTAMONTE SPRINGS, FL, 407-865-6455

CASCADE ACTN PC CITRS BRZ 32CT 7.00 T  
 037000143901  
 MEAN GREEN CLNR W/SPRAY 32 OZ 2.00 T  
 720547001406  
 DAWN NON ULTRA BLUE 56 OZ 3.00 T  
 037000172208

SUBTOTAL \$12.00  
 TAX1 \$0.84  
**TOTAL \$12.84**  
 DEBIT \$12.84

#####6199  
 PURCHASE  
 SWIPED  
 APPROVED  
 AUTH# 484106  
 SEQUENCE NO: 440025  
 INVOICE #: 4400  
 04-21-2010 09:14:23

*855/100 / Kitchen Supplies*



99067930244000147203

ITEMS 3  
 04-21-2010 13:14:16 06793 02 686906 4400

Cash Check Debit Credit EBT Accepted  
 Open Mon-Sat 8am-9pm Sunday 10am-8pm

2010191 - UUC

ORLANDO INT'L AIRPORT

9400 B AIRPORT BLVD  
ORLANDO, FL 32827  
407-825-2070  
B PLAZA LANE 36

Card Account : XXXXXXXXXXXX4020  
Card Type : VISA  
Authorization Code :

Cashier : 557 Seq # 11754  
License Plate : FL L681KE  
Ent : 07:26 03/22/10 Lane 14  
Exit: 18:48 03/25/10 Lane 36  
Duration: 30(s) 11H(s) 22M(s)  
Rate Code: 92

FEE	\$	68.00
AMOUNT TEND	\$	68.00
CASH	\$	0.00
CREDIT CARD	\$	68.00
CHECK	\$	0.00
CHANGE CALC	\$	0.00
PAID AT CT	\$	68.00
Taxes Included		
*** Thank You ***		

Sign : \_\_\_\_\_

# OfficeMax

OfficeMax #523  
875 W. STATE ROAD 436  
ALTAMONTE SPRINGS, FL 32714  
(407) 788-3131

Tell us about your shopping experience and enter to win 1 of 5 prizes. Visit [www.officemax.com/store/survey](http://www.officemax.com/store/survey) to enter and to view the terms and conditions of entering the survey.

722868711392 \$22.99  
RJ45 FastCat 5e Cable 25'

SubTotal	\$22.99
Tax 7.000%	\$1.81
TOTAL	\$24.60

Debit \$24.60

Card number: XXXXXXXXXXXX4020  
Authorization: XXXXXXXXXXXX

MaxPerks Number 650846924

2010191 - UUC

MARCH 25, 2010 5:46 PM

ORLANDO INT'L GARAGE  
9400 B AIRPORT BLVD  
ORLANDO, FL 32827  
407-825-2070  
B PLAZA LANE 36

COMP ID: AM0G TERM ID: AM0G211636  
CARD TYPE: VISA  
ACCOUNT #: XXXXXXXXXXXX4020

TOTAL AMOUNT \$ 68.00  
APPROVAL CODE: 488779 STAN: 005485  
CUSTOMER COPY

\*\*\*\*\*  
1/2 Price Happy Hour!!!  
Shakes and Drinks  
Weekdays 2-4 PM and now 2-4 AM!  
2-4 AM valid at 24 hour locations  
\*\*\*\*\*  
THANK YOU END TRANSACTION

SubTotal	17.98
Tax	1.26
Total	19.24

63445516  
0523 00001 10528 0 04/09/10  
00328028 08:13:08 AM


102106 - Data Line  
Temp Corp.



Drive Thru  
Name: Manager M 4/15/2010 1:54:17 PM  
SEAT: 1

1 Insak #1 Db1 w/Chs	5.00
Iced Tea-Sweet	
1 Insak #3 FriscoMelt	6.49
Regular Coke	
1 Insak #3 FriscoMelt	6.49
Regular Coke	

Steak 'n Shake No: 146  
Sudde  
102106  
Sudde  
Kajani





3007927

Assured Document Destruction, Inc.  
8050 S. Arville St Suite 105 · Las Vegas, NV 89139  
(702) 614-0001 · Fax (702) 614-0002  
Toll Free: (866) 334-6344

RECEIVED  
MAY 13 2010



**INVOICE 42221**  
Services through 5/3/2010  
Terms: Net 15 Days

Accts. Payable  
Utilities Inc.  
2335 Sanders Rd.  
Northbrook, IL 60062

PO#: C3Y

Amount Due: \$321.95

Cost Center	Building/Room	Description	Tkt	Date	Qty	Price	Tax
	1240 E. State St.	Ste 115					
		1 64 Gallon Cart	75643	05/03/10	8.00	5320.00	
		1 Fuel Surcharge @ \$1.95	75643	05/03/10	1.00	51.95	

TOTAL **\$321.95**

**Certificate of Destruction**

Assured Document Destruction, Inc. hereby certifies that all materials received for confidential destruction throughout the preceding schedule of services was confidentially handled, completely destroyed beyond recognition and recycled.  
Questions regarding this invoice? Please contact us: Accounting@shreddinglv.com or call (702) 614-0001

Batch 82221  
Doc 259893

Project # 806100.590010.24  
~~806100.590010.24~~  
3010.88 381.71  
321.95

*Wanda Barnett*  
5-17-10

**ENTERED**  
MAY 18 2010

## **Annette Zavilla**

---

**From:** Judy E. Gillmore  
**Sent:** Tuesday, May 18, 2010 9:59 AM  
**To:** Annette Zavilla  
**Subject:** RE: ASSURED DOCUMENT.pdf - Adobe Acrobat Standard

BU# 806100 - \$40.24 and 2010188 - \$281.71. Thanks.

Judy Gillmore  
Administrative Assistant  
Utilities, Inc.  
1240 E. State St. #115  
Pahrump, NV 89048  
Phone: 775-727-5575 ext #1208  
Fax: 775-727-7752  
Email: [jegillmore@uiwater.com](mailto:jegillmore@uiwater.com)

---

**From:** Annette Zavilla  
**Sent:** Tuesday, May 18, 2010 7:26 AM  
**To:** Judy E. Gillmore  
**Subject:** FW: ASSURED DOCUMENT.pdf - Adobe Acrobat Standard

What is the \$ breakdown for 806100 and 2010188?

Thanks,

Annette

---

**From:** Judy E. Gillmore  
**Sent:** Tuesday, May 18, 2010 9:02 AM  
**To:** Annette Zavilla  
**Subject:** ASSURED DOCUMENT.pdf - Adobe Acrobat Standard

Sent the old one. Sorry.



**Annette Zavilla**

---

**From:** Judy E. Gillmore  
**Sent:** Tuesday, May 18, 2010 9:02 AM  
**To:** Annette Zavilla  
**Subject:** ASSURED DOCUMENT.pdf - Adobe Acrobat Standard  
**Attachments:** ASSURED DOCUMENT

Sent the old one. Sorry.

**Annette Zavilla**

---

**From:** Annette Zavilla  
**Sent:** Tuesday, May 18, 2010 7:21 AM  
**To:** Judy E. Gillmore  
**Subject:** FW: assured document  
**Attachments:** assured doc

Sorry, I do not see Wendy's signature on the Invoice, where is it located?

Thanks,

Annette

---

**From:** Judy E. Gillmore  
**Sent:** Monday, May 17, 2010 4:17 PM  
**To:** Annette Zavilla  
**Subject:** assured document

Annette,

Wendy has signed the Assured Document Destruction Invoice # 42221. Returning for payment.

Thanks,

Judy

**Annette Zavilla**

---

**From:** Laurie Posthumus  
**Sent:** Friday, May 14, 2010 3:01 PM  
**To:** Judy E. Gillmore  
**Cc:** Annette Zavilla  
**Subject:** FW: Assured Document Destruction Invoice # 42221  
**Attachments:** Scan001

Hey Ms. Judy –

I believe this belongs to you? Thanks.

Laurie Posthumus  
Administrative Assistant  
*Utilities, Inc. of Central Nevada*  
1240 E. State Street, Suite 108  
Pahrump, Nevada 89048

Phone: 775-727-5575 X 1215  
Fax: 775-727-7752

---

**From:** Annette Zavilla  
**Sent:** Friday, May 14, 2010 12:49 PM  
**To:** Laurie Posthumus  
**Subject:** Assured Document Destruction Invoice # 42221

Hi Laurie,

Do you know the Received PO # that applies to the attached Assured Document Destruction Invoice # 42221?

Thanks,

Annette

Assured Document Destruction, Inc.  
8050 S. Arville St Suite 105 · Las Vegas, NV 89139  
(702) 614-0001 · Fax (702) 614-0002  
Toll Free: (866) 334-6544

RECEIVED  
MAY 13 2010



**INVOICE 42221**  
Services through 5/3/2010  
Terms: Net 15 Days

Accts. Payable  
Utilities Inc.  
2335 Sanders Rd.  
Northbrook, IL 60062

PO#: C3Y

**Amount Due: \$321.95**

Cost Center	Building/Room	Description	Tkt	Date	Qty	Price	Tax
	1240 E. State St. Ste 115						
		1 64 Gallon Cart	75643	05/03/10	8.00	\$320.00	
		1 Fuel Surcharge @ \$1.95	75643	05/03/10	1.00	\$1.95	
<b>TOTAL</b>						<b>\$321.95</b>	

**Certificate of Destruction**

Assured Document Destruction, Inc. hereby certifies that all materials received for confidential destruction throughout the preceding schedule of services was confidentially handled, completely destroyed beyond recognition and recycled.

Questions regarding this invoice? Please contact us: [Accounting@shreddinglv.com](mailto:Accounting@shreddinglv.com) or call (702) 614-0001

Batch \_\_\_\_\_

Doc \_\_\_\_\_

-----  
Please detach and return this portion with your payment

Invoice# 42221 05/03/10

Utilities Inc.

**Amount Due: \$321.95**

3010097

Batch 59315

Doc 176220

UTILITIES, INC.

NAME: Wendy Barnett

Date	Amount			Paid To	Description of Expense or Activity, Persons Involved	GL Code
	Meals	Travel	Other			
6/30/2009	62.00	518.80		Southwest Airlines	Airplane Ticket for Grace Dugan	2010188
<b>Subtotals</b>	<b>0.00</b>	<b>508.80</b>	<b>0.00</b>		<b>APPLY TO 2010188</b>	
<b>Subtotals</b>	<b>0.00</b>	<b>0.00</b>	<b>0.00</b>		<b>APPLY TO</b>	
<b>Subtotals</b>	<b>0.00</b>	<b>0.00</b>	<b>0.00</b>		<b>APPLY TO</b>	
<b>Subtotals</b>	<b>0.00</b>	<b>0.00</b>	<b>0.00</b>		<b>APPLY TO</b>	
<b>Subtotals</b>	<b>0.00</b>	<b>0.00</b>	<b>0.00</b>		<b>APPLY TO</b>	

TOTALS \$ - \$ 508.80 \$ - \$ 508.80 Grand Total

Signature: *Wendy Barnett*

Date: *7-6-09*

Supervisor Signature: *Paul Bernis*

Date: *7/8/09*

RECEIVED  
BY: \_\_\_\_\_

JUL 08 2009

**Marsha L. Bean**

**From:** Southwest Airlines (SouthwestAirlines@mail.southwest.com)  
**Sent:** Tuesday, June 23, 2009 8:09 PM  
**To:** Marsha L. Bean  
**Subject:** Ticketless Confirmation - DUGAN/GRACE - NAQA03



Receipt and Itinerary as of 06/23/09 10:08 PM

**Confirmation Number**  
**NAQA03**



Confirmation Date: 06/23/09  
Received: WNWENDY BARNETT BY ICBM

**Be prepared when you get there!**  
Consult Travel Guide for relevant  
tips from real travelers.

**Passenger Information**

Passenger Name	Account Number	Ticket#	Expiration <sup>1</sup>
DUGAN/GRACE	- None Entered -	5262137717329	06/23/10

<sup>1</sup> All travel involving funds from this Confirmation Number must be completed by the expiration date.

**Itinerary**

Date	Flight	Routing Details
Tue Jun 30	0277	Depart LAS VEGAS NV (LAS) at 7:35 AM Arrive in ST LOUIS MO (STL) at 12:55 PM
Wed Jul 01	0137	Depart ST LOUIS MO (STL) at 5:30 PM Arrive in LAS VEGAS NV (LAS) at 8:00 PM

**Cost and Payment Summary**

Air	\$ 450.24
Tax	\$ 44.56
PFC Fee	\$ 9.00
Security Fee	\$ 5.00

**Total Payment: 508.80**

Current payment(s)  
06/23/09 Mastercard XXXXXXXXXXXX0247 \$508.80


**Fare Rule(s)**

Valid only on Southwest Airlines. NON REFUNDABLE/ STANDBY REQ UPGRADE TO YL. All travel involving funds from this Confirmation Number must be completed by the expiration date. Any change to this itinerary may result in a fare increase.

**Fare Calculation:**

#####

Southwest Airlines Boarding Pass



BOARDING PASS

FORMED BY AND VALID ONLY ON  
**SOUTHWEST AIRLINES**

**DUGAN/GRACE**

FLIGHT **277**

JUN 30

PNR: **NAQAO3**

277 LAS VEGAS  
to ST. LOUIS 07:35 AM W

Boarding Group  
**A**  
Position  
**29**

[Empty rectangular box]

[Empty rectangular box]

Printed at



29

Notices and Other Important Information

FOLD HERE

Southwest Airlines Flyer Rewards: A Great Deal

**Next time, FLY FREE!**

Southwest Airlines Flyer Rewards: A Great Deal

Next time, FLY FREE!

Southwest Airlines Flyer Rewards: A Great Deal

Next time, FLY FREE!

Southwest Airlines Flyer Rewards: A Great Deal

Next time, FLY FREE!

**Talk all you want.**

**Fly all you want.**

Now in over  
**300 CITIES**

Southwest Airlines Flyer Rewards: A Great Deal

Next time, FLY FREE!

Southwest Airlines Flyer Rewards: A Great Deal

Next time, FLY FREE!

Southwest Airlines Flyer Rewards: A Great Deal

Next time, FLY FREE!

© 2003 Southwest Airlines. All rights reserved.

**UTILITIES, INC.**

**NAME:** Wendy Barnett

Date	Amount			Paid To	Description of Expense or Activity, Persons Involved	G/L Code
	Meals	Travel	Other			
6/30/2009	6.20	6185		Southwest Airlines	Airplane Ticket for Grace Dugan	2010188
		508.80				
<b>Subtotals</b>	<b>0.00</b>	<b>508.80</b>	<b>0.00</b>		<b>APPLY TO 2010188</b>	
<b>Subtotals</b>	<b>0.00</b>	<b>0.00</b>	<b>0.00</b>		<b>APPLY TO</b>	
<b>Subtotals</b>	<b>0.00</b>	<b>0.00</b>	<b>0.00</b>		<b>APPLY TO</b>	
<b>Subtotals</b>	<b>0.00</b>	<b>0.00</b>	<b>0.00</b>		<b>APPLY TO</b>	
<b>Subtotals</b>	<b>0.00</b>	<b>0.00</b>	<b>0.00</b>		<b>APPLY TO</b>	

**TOTALS** \$ - \$ 508.80 \$ - \$ **508.80 Grand Total**

Signature: *Wendy Barnett*

Date: *7-6-09*

Supervisor Signature: *Paul Bennis*

Date: *7/8/09*

**UTILITIES, INC.**

**NAME: Wendy Barnett**

Date	Amount			Paid To	Description of Expense or Activity, Persons Involved	G/L Code
	Meals 6200	Travel 6185	Other			
6/30/2009		508.80		Southwest Airlines	Airplane Ticket for Grace Dugan	2010188
<b>Subtotals</b>	<b>0.00</b>	<b>508.80</b>	<b>0.00</b>		<b>APPLY TO 2010188</b>	
<b>Subtotals</b>	<b>0.00</b>	<b>0.00</b>	<b>0.00</b>		<b>APPLY TO</b>	
<b>Subtotals</b>	<b>0.00</b>	<b>0.00</b>	<b>0.00</b>		<b>APPLY TO</b>	
<b>Subtotals</b>	<b>0.00</b>	<b>0.00</b>	<b>0.00</b>		<b>APPLY TO</b>	
<b>Subtotals</b>	<b>0.00</b>	<b>0.00</b>	<b>0.00</b>		<b>APPLY TO</b>	
<b>TOTALS</b>	<b>\$ -</b>	<b>\$ 508.80</b>	<b>\$ -</b>	<b>\$ 508.80</b>	<b>Grand Total</b>	

Signature: *Wendy Barnett*  
 Supervisor Signature:

Date: *7-6-09*  
 Date:



**Marsha L. Bean**

**From:** Southwest Airlines [SouthwestAirlines@mail.southwest.com]  
**Sent:** Tuesday, June 23, 2009 8:09 PM  
**To:** Marsha L. Bean  
**Subject:** Ticketless Confirmation - DUGAN/GRACE - NAQA03



Receipt and Itinerary as of 06/23/09 10:08 PM

**Confirmation Number**  
**NAQA03**



Confirmation Date: 06/23/09  
 Received: WN/WENDY BARNETT BY ICBM

**Be prepared when you get there!**  
 Consult [Travel Guide](#) for relevant  
 tips from real travelers.

**Passenger Information**

Passenger Name	Account Number	Ticket#	Expiration <sup>1</sup>
DUGAN/GRACE	- None Entered -	5262137717329	06/23/10

<sup>1</sup> All travel involving funds from this Confirmation Number must be completed by the expiration date.

**Itinerary**

Date	Flight	Routing Details
Tue Jun 30	0277	Depart LAS VEGAS NV (LAS) at 7:35 AM Arrive in ST LOUIS MO (STL) at 12:55 PM
Wed Jul 01	0137	Depart ST LOUIS MO (STL) at 5:30 PM Arrive in LAS VEGAS NV (LAS) at 8:00 PM

**Cost and Payment Summary**

Air	\$ 450.24
Tax	\$ 44.56
PFC Fee	\$ 9.00
Security Fee	\$ 5.00

**Total Payment: 508.80**

Current payment(s)  
 06/23/09 Mastercard XXXXXXXXXXXXX0247 \$508.80


**Fare Rule(s)**

Valid only on Southwest Airlines. NON REFUNDABLE/ STANDBY REQ UPGRADE TO YL. All travel involving funds from this Confirmation Number must be completed by the expiration date. Any change to this itinerary may result in a fare increase.

Fare Calculation:

6/24/2009

### Southwest Airlines Boarding Pass



**BOARDING PASS**

**DUGAN/GRACE**

FLIGHT **277**

JUN 30

PNR: **NAQA03**

277 LAS VEGAS  
to ST. LOUIS 07:35 AM W

ISSUED BY AIR TRAVEL ONLY ON  
**SOUTHWEST AIRLINES**

Boarding Group  
**A**  
Position  
**29**

Printed at



**southwest.com**

29

Notices and Other Important Information

----- FOLD HERE -----


Southwest Airlines Rapid Rewards<sup>®</sup> Credit Card



**Next time, FLY FREE!**  
Get up to 16 credits by using your card—enough for a FREE FLIGHT!

[Learn More](#)

[southwest.com/boarding](http://southwest.com/boarding) Additional taxes, fees, and conditions apply.



**MINNEAPOLIS/ST. PAUL  
THROUGH CHICAGO** (Midwest)


[BOOK NOW](#)

**GET A GREAT GROUP RATE FOR YOUR FAMILY REUNION,  
CHURCH, SCHOOL, OR TEAM TRIP OF 10 OR MORE!  
VISIT SOUTHWEST.COM/GROUPS FOR MORE DETAILS**

**SOUTHWEST**  
GROUP TRAVEL

**Talk all you want.  
Fly all you want.**

Now in over  
**300 cities.**



"Highest in Customer Satisfaction With Wireless Prepaid Service"  
J.D. Power and Associates

**metroPCS**  
Unfurl Yourself.

<- Return to Print Boarding Pass Selection

3009625

Batch 59315

Doc 176222

**UTILITIES, INC.**

NAME: Grace Dugan

Date	Amount			Paid To	Description of Expense or Activity, Persons Involved	GA Code
	Meals	Travel	Other			
6/30/2009	0.00	151.75		Holiday Inn Alton, IL	Hotel for trip to Alton, tour of American Water Call Center 2010188	2010188
6/30/2009	8.49			The Coffee Bean	Las Vegas Airport, tea and muffin	2010188
7/1/2009		64.50		Express Airport Taxi	Taxi from Lambert Airport in Missouri to Alton, IL	2010188
7/1/2009	4.38			Lambert Starbucks	Tea at Airport	2010188
<b>Subtotals</b> 12.85   216.25   0.00						
						APPLY TO 2010188
<b>Subtotals</b> 0.00   0.00   0.00						
						APPLY TO
<b>Subtotals</b> 0.00   0.00   0.00						
						APPLY TO
<b>Subtotals</b> 0.00   0.00   0.00						
						APPLY TO
<b>Subtotals</b> 0.00   0.00   0.00						
						APPLY TO

TOTALS \$ 12.85 | \$ 216.25 | \$ - \$ 229.10 Grand Total

Signature: *Grace Dugan*  
 Supervisor Signature: *Paul Bernis*

Date: *7/6/09*  
 Date: *7/8/09*

JUL 08 2009

RECEIVED  
 BY: \_\_\_\_\_



7

07-01-09

Grace Dugan 1240 E State Street 115 Pahrump, NV 89048 US	Folio No. : 87926 A/R Number : Group Code : Company : Membership No. : Invoice No. :	Room No. : 230 Arrival : 06-30-09 Departure : 07-01-09 Conf. No. : 60914550 Rate Code : 100SR Page No. : 1 of 1
--	---	--

Date	Description	Charges	Credits
06-30-09	Deposit Transfer at Check-In		142.48
06-30-09	Long Distance 20:45 #230 : 7757270781 [00:09:00]	9.29	
06-30-09	*Accommodation	125.96	
06-30-09	Room Tax	16.50	
07-01-09	Visa XXXXXXXXXXXXX5035		9.29
<b>Total</b>		<b>151.75</b>	<b>151.75</b>
<b>Balance</b>		<b>0.00</b>	

**Guest Signature:** \_\_\_\_\_

I have received the goods and / or services in the amount shown herein. I agree that my liability for this bill is not waived and agree to be held personally liable in the event that the indicated person, company, or associate fails to pay for any part or the full amount of these charges. If a credit card charge, I further agree to perform the obligations set forth in the cardholder's agreement with the issuer.

Holiday Inn Alton  
3800 Homer Adams Parkway  
Alton, IL 62002  
Telephone: (618) 462-1220 Fax: (618) 462-0908

Cell: 314-518-2127  
Company: 314-781-3477

The Coffee Bean & Tea Leaf  
www.starbucks.com

**EXPRESS AIRPORT TAXI**  
Taxi Receipt

From: Airport Date 6/20/09  
To Alton, IL Holiday Inn  
Amount \$ 64.50 + 59.50 tip  
Cab No. 150 Driver 6450

*Thank you. Have a pleasant stay in St. Louis.*

EAT IN

06/20/09 06:40:28 AM  
Emp: 161637 Su:  
1 Reg Hot Chai Latte 4.1  
1 BLUEBERRY 3.1  
Subtotal 7.8  
Tax 0.6  
Total 8.4  
Cash 8.4

Try our New Lavender Mint  
Tea Lattes and Pomegranate  
Blueberry Ice Blended Today!!

The Coffee Bean & Tea Leaf #1

HMSHOST  
STARBUCKS COFFEE MAIN  
LMBERT ST LOUIS INT'L AIRPORT

19 MARQUITT

136 JUL01'09 2:45PM GST 1

EAT IN

VNTI ICO CHAI V 4.10  
SUBTOTAL 4.10  
TAX 0.26  
AMOUNT PAID 4.36  
CASH 5.00  
CHANGE DUE 0.64

THANK YOU  
HMS HOST  
STARBUCKS EAST FOOD COURT  
ST. LOUIS LAMBERT AIRPORT  
QUESTIONS ? COMMENTS  
314-429-3400 EXT 105  
STEVE.DAV@HMSHOST.COM

**UTILITIES, INC.**

**NAME:** Grace Dugan

Date	Amount			Paid To	Description of Expense or Activity, Persons Involved	G/L Code
	Meals	Travel	Other			
6/30/2009		151.75		Holiday Inn Alton, IL	Hotel for trip to Alton, tour of American Water Call Center	2010188
6/30/2009	8.49			The Coffee Bean	Las Vegas Airport, tea and muffin	2010188
7/1/2009		64.50		Express Airport Taxi	Taxi from Lambert Airport in Missouri to Alton, IL	2010188
7/1/2009	4.36			Lambert Starbucks	Tea at Airport	2010188
<b>Subtotals</b>	<b>12.85</b>	<b>216.25</b>	<b>0.00</b>		<b>APPLY TO 2010188</b>	
<b>Subtotals</b>	<b>0.00</b>	<b>0.00</b>	<b>0.00</b>		<b>APPLY TO</b>	
<b>Subtotals</b>	<b>0.00</b>	<b>0.00</b>	<b>0.00</b>		<b>APPLY TO</b>	
<b>Subtotals</b>	<b>0.00</b>	<b>0.00</b>	<b>0.00</b>		<b>APPLY TO</b>	

**TOTALS** \$ 12.85 \$ 216.25 \$ - \$ **229.10 Grand Total**

Signature: *Grace Dugan*

Date: *7/6/09*

Supervisor Signature: *Paul Bernis*

Date: *7/8/09*



<b>Grace Dugan</b>	Folio No. : <b>87926</b>	Room No. : <b>230</b>
<b>1240 E State Street</b>	A/R Number :	Arrival : <b>06-30-09</b>
<b>115</b>	Group Code :	Departure : <b>07-01-09</b>
<b>Pahrump, NV 89048</b>	Company :	Conf. No. : <b>60914550</b>
<b>US</b>	Membership No. :	Rate Code : <b>IDDSR</b>
	Invoice No. :	Page No. : <b>1 of 1</b>

Date	Description	Charges	Credits
06-30-09	Deposit Transfer at Check-In		142.46
06-30-09	Long Distance 20:45 #230 : 7757270781 [00:09:00]	9.29	
06-30-09	*Accommodation	125.96	
06-30-09	Room Tax	16.50	
07-01-09	Visa XXXXXXXXXXXX5035		9.29
<b>Total</b>		<b>151.75</b>	<b>151.75</b>
<b>Balance</b>		<b>0.00</b>	

**Guest Signature:** \_\_\_\_\_

I have received the goods and / or services in the amount shown heron. I agree that my liability for this bill is not waived and agree to be held personally liable in the event that the indicated person, company, or associate fails to pay for any part or the full amount of these charges. If a credit card charge, I further agree to perform the obligations set forth in the cardholder's agreement with the issuer.

Cell: 314-518-2127  
Company: 314-761-3477

The Coffee Bean & Tea Leaf  
www.coffeebean.com

EAT IN

7/30/2009  
Order 161637

06:40:28 AM  
Emp: Sun

1 Reg Hot Chai Latte 4.1  
1 BLUEBERRY 3.7

SubTotal 7.8  
Tax 0.6  
Total 8.4

Cash 8.4

=====  
Try our New Lavender Mint  
Tea Lattes and Pomegranate  
Blueberry Ice Blended Today!!  
=====

The Coffee Bean & Tea Leaf #1

**EXPRESS AIRPORT TAXI**  
Taxi Receipt

From: Airport

Date

6/30/09

To

Alton, IL Holiday Inn

Amount \$

64.50

+ 59.50  
+ 5.00 tip  
64.50

Cab No.

150

Driver

*Thank you. Have a pleasant stay in St. Louis.*

HMSHOST  
STARBUCKS COFFEE MAIN  
LAMBERT ST LOUIS INT'L AIRPORT  
19 MARQUITT

136 JUL01'09 2:45PM GST

EAT IN

1 VNTI ICD CHAI V 4.10  
SUBTOTAL 4.10  
TAX 0.26  
AMOUNT PAID 4.36  
CASH 5.00  
CHANGE DUE 0.64

THANK YOU  
HMS HOST  
STARBUCKS EAST FOOD COURT  
ST. LOUIS LAMBERT AIRPORT  
QUESTIONS ? COMMENTS  
314-429-3400 EXT 105  
STEVE.DAY@HMSHOST.COM



# EXPENSE REPORT FORM

- 1) Complete all sections where applicable
- 2) Attach receipts onto separate page, attach to form
- 3) Explain ALL entertainment expenses on the back of form
- 4) Keep photocopies of all forms for your protection
- 5) Submit completed form to supervisor for approval

Batch 59379  
Doc 176409

300 9990

Name **Charlotte Sightler**  
Business Unit 2010188

Date Business Unit	6/30/09	7/31/09						Total	Account Codes
	2010188	2010188							
Meals	7.23	36.62						\$43.85	6200
Hotel ( room, tax, phone calls)		126.62						\$126.62	6185
Mileage Driven	101.02	121.98							
Mileage Value @ <b>0.485</b>	48.99	58.72	0.00	0.00	0.00	0.00	0.00	\$107.72	5880
Airfare (including penalties)								\$0.00	6185
Car Rental (including fuel)								\$0.00	6185
Parking		8.00						\$8.00	6185
Tolls								\$0.00	6185
Taxi - Limousine	66.00							\$66.00	6185
Entertainment								\$0.00	5825
Education								\$0.00	5820
Other / Rate School registration								\$0.00	5690
Other:								\$0.00	
Other:								\$0.00	
Other:								\$0.00	
Purpose of the Expense:			<b>Payment Recap</b>						
Business Benefit:			Total of the Front of the Expense Form:					<b>\$352.19</b>	
# Days on Business:			Subtract Any Advance:					less	
Explanation:			Net Amount Due to the Employee:					<b>\$352.19</b>	
			I hereby certify that the above expenditures represent cash spent for legitimate company business only and include no items of a personal nature.						
Authorized Signature:	<i>Bruce J. Haas</i>		Employee Signature:	<i>Charlotte Sightler</i>					
Date Authorized:	<u>7/6/09</u>		Date Signed:	<u>7/6/09</u>					



<b>Charlotte Sigtler</b>	Folio No. : 87910	Room No. : 209
<b>110 Queen Pkwy</b>	A/R Number :	Arrival : 06-30-09
<b>West Columbia South Carolina</b>	Group Code :	Departure : 07-01-09
<b>West Columbia, SC 29169</b>	Company :	Conf. No. : 51310111
<b>US</b>	Membership No. :	Rate Code : ILCORLOC
	Invoice No. :	Page No. : 1 of 1

Date	Description	Charges	Credits
06-30-09	Deposit Transfer at Check-in		126.62
06-30-09	*Accommodation	111.95	
06-30-09	Room Tax	14.67	
<b>Total</b>		<b>126.62</b>	<b>126.62</b>
<b>Balance</b>		<b>0.00</b>	

**Guest Signature:** \_\_\_\_\_

I have received the goods and / or services in the amount shown herein. I agree that my liability for this bill is not waived and agree to be held personally liable in the event that the indicated person, company, or associate fails to pay for any part or the full amount of these charges. If a credit card charge, I further agree to perform the obligations set forth in the cardholder's agreement with the issuer.

Thank you. Have a pleasant stay in St. Louis.

Receipt  
From: Airport  
To: *Alford*  
Date: *6/30/09*  
Amount: *66.00*  
Cap No: 28  
Driver: *M*

AIRPORT TAXI CO.

Call: 314-712-5341  
Company Phone: 314-760-8901

CHARLOTTE  
INTERNATIONAL AIRPORT  
PARKING RECEIPT

\*\*\* Thank you \*\*\*  
Entrance: 14:48 06/30/09 Lane # 85  
Exit : 18:31 07/01/09 Lane # 81  
Length of stay: 1 d. 04 h. 42 m.  
License plate : SC D00800  
Cashier: 008 Shift: 0300 #0012877  
Amount paid \$ 8.00 Cash

HMSHOST  
STARBUCKS COFFEE A  
LAMBERT ST LOUIS INT'L AIRPORT

716 Kathryn

CHK 608 JUL01'09 3:14PM

EAT IN

1 WATER FIJI 500ML 3.40  
SUBTOTAL 3.40  
TAX 0.22  
AMOUNT PAID 3.62  
CASH 5.00  
CHANGE DUE 1.38

THANK YOU  
HMS HOST  
STARBUCKS A  
ST. LOUIS LAMBERT AIRPORT  
QUESTIONS & COMMENTS  
314-428-3400 EXT 105  
STEVE.DAY@HMSHOST.COM

SBARRO  
CHARLOTTE DOUGLAS INT'L AIRPORT

8428 JOSHUA

7641 JUN30'09 3:38PM GST 1

1 SBARRO SODA LG 2.19  
1 SLICE TOPPED 4.49  
Subtotal 6.68  
Tax 0.56  
Amt Paid 7.23  
Cash 8.00  
Change Due 0.77

THANK YOU, HMSHOST  
COMMENTS, CONCERNS OR QUESTIONS?  
PLEASE CONTACT 704-359-4316 OR  
CLTCUSTOMER@HMSHOST.COM

**EXPENSE REPORT FORM**

3009964

Name

Business Unit

Date	Business Unit								Total	Account Codes
	2010188	6/30-7/1	2010188							
Meals	11.96	63.07							\$75.03	6200
Hotel ( room, tax, phone calls)		126.62							\$126.62	6185
Mileage Driven	44.86	44.86								
Mileage Value @ 0.505	22.65	22.65	0.00	0.00	0.00	0.00	0.00		\$45.31	5880
Airfare (including penalties)	317.20	401.20							\$718.40	6185
Car Rental (inculding fuel)									\$0.00	6185
Parking	17.00	28.68							\$45.68	6185
Tolls									\$0.00	6185
Taxi - Limousine		75.00							\$75.00	6185
Entertainment									\$0.00	5825
Education									\$0.00	5820
Other: / Rate School registration									\$0.00	5690
Other:									\$0.00	
Other:									\$0.00	
Other:									\$0.00	

ENTERED  
JUL 26 2009

RECEIVED  
JUL 23 2009

Purpose of the Expense:	Call center site visits - Aqua America and American Water	Payment Recap
Business Benefit:	Project 2010188	Total of the Front of the Expense Form: \$1,086.04
# Days on Business:	1      2	Subtract Any Advance:      less
Explanation:		Net Amount Due to the Employee: \$1,086.04
Authorized Signature:	<i>[Signature]</i>	I hereby certify that the above expenditures represent cash spent for legitimate company business only and include no items of a personal nature.
Date Authorized:	7/14/09	Employee Signature: <i>[Signature]</i>
		Date Signed: 7/14/09





<b>KAREN SASIC</b> <b>105 CLOVER LN</b> <b>Longwood, FL 32750</b> <b>US</b>	<b>Date : 06-30-09</b> <b>Time : 20:18</b> <b>Recpt. No. : 4851</b> <b>Conf. # : 478179</b>
--	--

ADVANCE DEPOSIT			
Date	Description	Exp Date	Amount
06-30-09	Visa XXXXXXXXXXXXX4020	XX/XX	126.62USD
	<b>Arrival</b>	<b>Departure</b>	<b>Group ID / Room Type</b>
	06-30-09	07-01-09	KWCN

\_\_\_\_\_  
Guest Signature

\_\_\_\_\_  
Cashier No. 33

**Karen Sasic**

**From:** Southwest Airlines [SouthwestAirlines@mail.southwest.com]  
**Sent:** Wednesday, June 17, 2009 7:15 PM  
**To:** Karen Sasic  
**Subject:** Ticketless Confirmation - SASIC/KAREN - NNH4XS



Receipt and Itinerary as of 06/17/09 6:15 PM

**Confirmation Number**  
**NNH4XS**



Confirmation Date: 06/17/09  
 Received: WN/KAREN SASIC BY ICBM

**Be prepared when you get there!**  
 Consult [Travel Guide](#) for relevant  
 tips from real travelers.

**Passenger Information**

Passenger Name	Account Number	Ticket#	Expiration <sup>1</sup>
SASIC/KAREN	00000443404135	5262136558469	06/17/10

<sup>1</sup> All travel involving funds from this Confirmation Number must be completed by the expiration date.

**Itinerary**

Date	Flight	Routing Details
Thu Jun 25	0193	Depart ORLANDO INTL (MCO) at 7:00 AM Arrive in RALEIGH DURHAM NC (RDU) at 8:40 AM
Thu Jun 25	0573	Depart RALEIGH DURHAM NC (RDU) at 6:40 PM Arrive in ORLANDO INTL (MCO) at 8:15 PM

**Cost and Payment Summary**

Air	\$ 275.34
Tax	\$ 27.86
PFC Fee	\$ 9.00
Security Fee	\$ 5.00

**Total Payment: 317.20**

**Current payment(s)**

06/17/09 Visa XXXXXXXXXXXXX4020 \$317.20

**Fare Rule(s)**

Valid only on Southwest Airlines. NON REFUNDABLE/ STANDBY REQ UPGRADE TO YL. All travel involving funds from this Confirmation Number must be completed by the expiration date. Any change to this itinerary may result in a fare increase.

Fare Calculation:

ORL WN RDU137.67H7NR WN ORL137.67H7NR 275.34 END ZPMCordu  
 XFMCO4.5RDU4.5 AY5.00SMCO2.50 RDU2.50

6/30/2009

FRANCOS RESTAURANT  
3800 HOMER ADAMS PKW  
ALTON, IL. 62002-506

TERMINAL J.D.: 0010600000194070601002

MERCHANT #: 0194070601

VISA SRV: 11  
\*\*\*\*\*4020

SALE  
RECORD #: 12 INV: 000012  
DATE: JUN 30, 09 TIME: 20:39  
BATCH: 138 AUTH: 413453

BASE \$47.15  
TIP 8.00  
TOTAL 55.15

KAREN L SASIC

I AGREE TO PAY ABOVE TOTAL AMOUNT  
ACCORDING TO CARD ISSUER AGREEMENT  
(MERCHANT AGREEMENT IF CREDIT VOUCHER)

CUSTOMER COPY

*Linda Karen*  
*Prof. 2010188*

McDonald's Lake Pine  
Restaurant Manager: William Gainey  
Stop in and try one of our specialty  
made flavored coffees.

900 US HWY 64  
APEX, NC 00002-7502

THANK YOU

APEX  
2 STORE# 1721

TEL# (919)880-0906  
Jun.25 '09 (Thu) 09:21

### Order #172 EAT IN

2 MED MOCHA 5.58  
SUB TOTAL 5.58  
EAT IN TAX 0.43  
6.01

CASH TENDERED 20.01  
CHANGE 14.00

*Prof. 2010188*

Thank you for eating at McDonald's  
Orlando International Airport

9029 A AIRPORT BLVD  
ORLANDO, FL 32827

THANK YOU

MCDONALD'S SITE 3293 TEL# (407)825-3273  
30 KS#06 Jun.25 '09 (Thu) 05:5E  
STORE# 32936 MER# KB12251273001

### Order #630 EAT IN

1 SAUSAGE EGG MCMUFFIN 3.19  
1 MED ORANGE JUICE 2.39  
SUB TOTAL 5.58  
EAT IN TAX 0.37  
5.95

CARD ISSUER ACCOUNT #  
DBIT SALE \*\*\*\*\*4020  
TRANSACTION AMOUNT 5.95  
AUTH CODE 695548 SEQ# 5733

CASH TENDERED 0.00  
CHANGE 0.00



*Thank You!!*  
 Karen  
 Grace  
 Charlotte

\*\*\* Holiday Inn-Alton \*\*\*  
 Franco's

1912 Joanna

180 26/1      CHK 1263      67  
 JUN30'09      8:49PM

1 Chic Franco	11.50
1 Chic Dijon	5.00
burger	7.50
	1.99
iced tea	1.99
Food	43.72
Tax:	3.47
Total:	<b>\$ 47.19</b>

THANK YOU FOR STAYING WITH

Activity: \_\_\_\_\_  
 Total: \_\_\_\_\_  
 Room Number: \_\_\_\_\_  
 X. \_\_\_\_\_  
 Print Name: \_\_\_\_\_

PARK BARK AND FLY  
 407-855-5899  
 THANK YOU & HAVE A GREAT DAY  
 www.parkbarkandfly.com

Rcpt# 5111  
 07/02/09 18:59 L# 5 A# 17 TxD# 5876  
 06/30/09 14:22 In 07/02/09 18:59 Out  
 Tkt# 030033  
 \$7.99 FEE \$ 23.97  
 Total Tax \$ 4.71  
 Total Fee \$ 28.68  
 VISA CARD \$ 28.68-  
 XXXXXXXXXXXX4020  
 Approval No.:005134  
 Reference No.:00000028  
 Change Due \$ 0.00

Total Taxes includes the following:  
 6.5% for SALES TAX; 10% for OIA  
 PRIVILEGE FEE RECOVERY CHARGE  
 and \$0.75 OIA One Time PICK UP FEE

ORLANDO INTERNATIONAL AIRPORT  
 Thank You For Parking  
 Questions/Comments  
 (407) 825-3582  
 Entrance: 05:34 06/25/09 Lane # 03  
 Exit : 20:20 06/25/09 Lane # 27  
 Length of stay: 0 d. 14 h. 46 mn.  
 License plate : FL L881KE  
 Cashier: 462 Shift: 0154 SED# 22044  
 Amount paid \$ 17.00 Card



SPRINGHILL SUITES  
205 W. Hwy 436  
Altamonte Springs, FL 32714

Batch 65178

3004379

Doc 198774

Invoice #: 00002559  
Invoice Date: 15Sep09  
Invoice Total: 122.08  
Direct Bill #: 44  
Contract #:  
Page 1 of 1

UTILITIES INC OF FLORIDA  
ATTENTION ACCOUNTS PAYABLE  
2335 SANDERS ROAD  
NORTHBROOK, IL 60062

C/O Date	Nts	Guest Name/Folio #	Folio Balance	
15Sep09	1	Folio #: 68708 - OSTLER, TOM	122.08	
BU# 2010188				
		RECEIVED	<del>ENTERED</del>	
		SEP 21 2009	SEP 23 2009	
Current	31 - 60	61 - 90	Over 90	Total Due
122.08				122.08

Payment is due upon receipt of invoice. In the event such payment is not made within 30 days after receipt, the hotel may impose a late payment charge at a rate of 1 1/2% per month [annual rate 18%] or the maximum allowed by law, on the unpaid balance, and the reasonable cost of collection, including attorney's fees.



SpringHill Suites by Marriott  
Orlando Altamonte Springs

205 W Hwy 436  
Altamonte Springs FL 32714  
(407) 865 6400

Tom Ostler  
200 Wethersfield Ave  
Altamonte Spring FL 32714  
Utilities Inc

Room: 408  
Room Type: KSTE  
Number of Guests: 1  
Rate: \$109.00 Clerk: AKH

Arrive: 14Sep09 Time: 07:57PM Depart: 15Sep09 Time: 07:35AM Folio Number: 68708

Date	Description	Charges	Credits
14Sep09	Room Charge	109.00	
14Sep09	Occupancy Sales Tax	13.08	
	<b>Balance:</b>	<b>122.08</b>	

Marriott Rewards Account # XXXXX6756. Your Marriott Rewards points/miles earned on your room rate will be credited to your account. For account activity: 801-468-4000 or MarriottRewards.com.

As requested, a final copy of your bill will be emailed to you at: AMRAPONI@UIWATER.COM. See "Internet Privacy Statement" on Marriott.com.

BU# 2010188

The undersigned agrees to make immediate payment upon receipt of statement. In the event such payment is not made within 30 days after receipt of the original statement. It is agreed that the hotel may impose a late payment charge at a rate of 1 1/2% per month [annual rate of 18%], or the maximum allowed by law, on the unpaid balance, and the reasonable cost of collection, including attorney's fees.







UTILITIES INC. OF FLORIDA  
100 WEATHERSFIELD AVE.  
ALTAMONTE SPRINGS, FL 32714

1339

DATE 7/16/09

PAY TO THE ORDER OF Jessie Davis \$ 122.43

One hundred twenty two and 43/100 DOLLARS

Bank of America



PETTY CASH FUND

*[Signature]*  
NON-NEGOTIABLE

⑈001339⑈

UTILITIES INC. OF FLORIDA  
ALTAMONTE SPRINGS, FL 32714

DETACH AND RETAIN THIS STATEMENT  
THE ATTACHED CHECK IS IN PAYMENT OF FUND DESCRIBED BELOW  
IF NOT CORRECT, PLEASE NOTIFY US PROMPTLY. NO RECEIPT DESIRED

DATE	DESCRIPTION	AMOUNT
7/16/09	Jessie's Bal	\$122.43
0	Lunch for 16 mtg.	
0		

NON-NEGOTIABLE



**PETTY CASH ACCOUNT  
CHECK REQUEST**

Request Date: 7/15/09 Requested by: Karen

Date Needed: 7/16/09

Check Amount: \$122.43


Payable To: Jason's Deli


Reason for Expenditure: W.O. # \_\_\_\_\_

Other: Lunch for 12 Mtg

System Name: SRT Proj / CS Opt Proj  
(if applicable) 2010188

- Mail check (address above or attached)
- Check will be hand delivered - give to Ann
- Other instructions \_\_\_\_\_

Approved by: 

Check # 1339 Dated: 7/16/09 Recorded: 

Raponi, Ann  
Utilities Inc  
200 Weatherfields Field  
Alt. FL 32701  
(407) 869-1919

Sort Label: X1

Jason's Deli  
303 E. Altamonte Springs  
Altamonte Springs, FL 327  
(407) 830-0699

Raponi, Ann

Host: ATOD\_IT 07/16/2009  
Cashier: BRIAN  
Raponi, Ann 6:23 AM  
REPRINT# 1 180003  
Order Type: Delivery

Power Box 53.94  
(6 POWER X)  
@ 8.99 per POWER X  
Wheat  
Overroasted Turkey Breast  
1 slic Provolone  
(N)Italian Pasta  
Assorted Cookies

Power Box 53.94  
(6 POWER X)  
@ 8.99 per POWER X  
Wheat  
Ham  
1 slic Provolone  
(N)American Pot  
Assorted Cookies  
Plates, Forks, Napkins 0.00  
Plates Forks and Napkins  
DELIVERY FEE 7.00  
Delivery AM

Subtotal 114.88  
Tax 7.55

Delivery Total 122.43

Check 122.43

Come back soon  
for one of our  
\$4.99 sandwich deals.



DATE 7/16/09  
 200 WEATHERFIELD AVE  
 ALABAMA CITY GEORGIA, FL 32716  
 PATTY ROSE CHECK

Bank of America

DATE	AMOUNT	CENTS
CURRENCY		
COINS		
CHECKS	375	10
1		
2		
3		
4		
5		
6		
7		
8		
9		
10		
11		
12		
13		
14		
15		
16		
17		
18		
19		
20		
21		
22		
23		
TOTAL	375	10

WEATHERFIELD AVE ALABAMA CITY GEORGIA, FL 32716

Bank of America  
 375.10

Check No. - 767974  
 Check Date - 7/16/2009

Stub 1 of 1

LIER	GROSS DISCOUNT	NET AMOUNT
ITIES, INC OF FLOR	375.10	375.10

375.10 375.10

TOTAL

J.P. MORGAN CHASE BANK, N.A.  
 COLUMBIA, ONE  
 NOT VALID AFTER 90 DAYS  
 NO. 767974  
 00767974  
 VENDOR# 3000687 DATE 7/16/2009 NET AMOUNT \*\*\*\*\*375.10

PAY THREE HUNDRED SEVENTY FIVE AND 10/100 DOLLARS

ORDER TO

WEATHERFIELD AVE ALABAMA CITY GEORGIA, FL 32716

AUTHORIZED SIGNATURE

AUTHORIZED SIGNATURE

UTILITIES INC. OF FLORIDA  
208 WEATHERSFIELD AVE.  
ALTAMONTE SPRINGS, FL 32714

1340

DATE 7/23/09

PAY TO THE ORDER OF University of Florida - TREEO Center \$ 100.00

One Hundred + 0/100 DOLLARS

Bank of America

PETTY CASH FUND

*[Signature]*  
NON-NEGOTIABLE

#001340#

UTILITIES INC. OF FLORIDA  
ALTAMONTE SPRINGS, FL 32714

DETACH AND RETAIN THIS STATEMENT  
THE ATTACHED CHECK IS IN PAYMENT OF ITEMS DESCRIBED BELOW  
IF NOT CORRECT, PLEASE NOTIFY US PROMPTLY. NO RECEIPT DESIRED

DATE	DESCRIPTION	AMOUNT
7/23/09	University of Florida - TREEO Center	\$100.00
	Richard Smith's Account	
	CU 855100	

NON-NEGOTIABLE

**PETTY CASH ACCOUNT  
CHECK REQUEST**

Request Date: 7/21/09 Requested by: Sue DiPasquale

Date Needed: 7/23/09

Check Amount: 100.00

Payable To: University of Florida  
TRECO Center  
3900 SW 63<sup>rd</sup> Blvd.  
Gainesville, FL 32608

Reason for Expenditure: W.O. # \_\_\_\_\_

Backflow Prevention Recertification Exam for Ron Chard

Other: \_\_\_\_\_

System Name: BU#855100  
(if applicable)

- Mail check (address above or attached)  
 Check will be hand delivered – give to \_\_\_\_\_  
 Other instructions

Approved by: \_\_\_\_\_

*[Signature]* 7/21/09

Check # 1340

Dated: 7/24/09

Recorded: YJ



TREEO Center  
3900 SW 63rd Blvd.  
Gainesville, FL 32608  
Phone: (352) 392-9570  
Fax: (352) 392-6910  
Sunoom: 622-9570  
FEID: 59-6002052

Mr. Ronald Chard  
Utilities, Inc  
200 Weathersfield Ave  
Altamonte Springs, FL 32714

Invoice #: TR00020207  
Invoice Date: 07/21/2009

Registration for: Chard, Mr. Ronald S  
To attend course: 190264 - BK08 RECERT EX - Backflow Prevention Recertification Exam - 08/08/2009 -  
08/08/2009

Amount: \$100.00

Total Amount Due Upon Receipt: \$100.00

**BILLING INSTRUCTIONS:**

1. Make check payable to University of Florida
2. For proper credit, return remittance copy along with check.
3. Mail remittance copy of this invoice to:

TREEO Center  
3900 SW 63rd Blvd.  
Gainesville, FL 32608

4. Federal Tax ID #: 59-6002052

Vendor Copy

UTILITIES INC. OF FLORIDA  
200 WEATHERSFIELD AVE.  
ALTAMONTE SPRINGS, FL 32714

1341

DATE

8/31/09

PAY TO THE  
ORDER OF

Florida Dept. of Environmental Protection

\$ 50.00

*Fifty & 00/100*

DOLLARS

Bank of America



PETTY CASH FUND

NON-NEGOTIABLE

⑆00 334 1⑆

UTILITIES INC. OF FLORIDA  
ALTAMONTE SPRINGS, FL 32714

DETACH AND RETAIN THIS STATEMENT  
THE ATTACHED CHECK IS IN PAYMENT OF ITEMS DESCRIBED BELOW  
IF NOT CORRECT, PLEASE NOTIFY US PROMPTLY. NO RECEIPT REQUIRED

DATE	DESCRIPTION	AMOUNT
8/31/09	FDEP - Southwest District	\$ 50.00
	Transfer of Public Check Operating Permit to Plains PCU, Inc.	

NON-NEGOTIABLE

**PETTY CASH ACCOUNT  
CHECK REQUEST**

Request Date: 08/03/09 Requested by: Patrick Flynn

Date Needed: 08/4/09

Check Amount: 50.00

Payable To: Florida Dept. of Environmental Protection  
Southwest District  
3804 Coconut Palm Dr.  
Tampa, FL 33619-8318

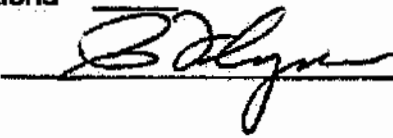
Reason for Expenditure: W.O. # BU # 244010

Transfer of Pebble Creek Operating Permit to Pluris PCU, Inc.

Other: \_\_\_\_\_

System Name: \_\_\_\_\_  
(if applicable)

- Mail check (address above or attached)  
 Check will be hand delivered - give to \_\_\_\_\_  
 Other instructions

Approved by: 

Check # 1341 Dated: 8, 3, 09 Recorded: yes



(p) General Permit fee for any General Permit not specifically listed in paragraphs (a) through (l).

1. General permits requiring Professional Engineer or Professional Geologist certification \$250

2. General permits not requiring Professional Engineer or Professional Geologist certification \$100

(q) Unless otherwise specified in this rule, the fee for applications for relief mechanisms shall be as follows:

1. Site specific alternative criteria for each water quality criteria	\$15,000
2. Variance or exemption for each water quality criteria	\$8000
3. Variance or exemption for public water system from maximum contaminant level/treatment techniques	\$1000
4. Variance from other permitting standards or conditions	\$2000
5. Aquifer exemption - major	\$15,000
6. Aquifer exemption - minor	\$7500

(r) Permits to construct or operate any other type of facility or stationary installation not specifically listed in paragraphs (a) through (n) \$100

(s) Minor modifications of permits that do not require substantial technical evaluation by the Department, do not require a new site inspection by the Department, and will not lead to substantially different environmental impacts or will lessen the impacts of the original permit:

1. To correct minor errors or typographical mistakes and that do not involve technical review \$0

2. To incorporate changes requested by the Department or required through permits issued by other regulatory agencies; and to change due dates for reporting or performance deadlines when such changes in the due date do not involve any new work, any new work locations, or any new activities, and will not alter, replace, or otherwise eliminate the requirements for otherwise performing the work required by the permit \$0

3. That consist of transfers of permits or time extensions \$50

4. That consist of minor technical changes which involve new work, new work locations, new activities, or any other change which alters, replaces, or otherwise eliminates the work authorized by the permit when the original permit fee of the issued permit is less than \$300, except for modifications to permits issued pursuant to Section 403.816, F.S. \$50

5. That consist of minor technical changes which involve new work, new work locations, new activities, or any other change which alters, replaces, or otherwise eliminates the work authorized by the permit when the original permit fee of the issued permit is more than or equal to \$300, except for Domestic Wastewater Facility Permits, Industrial Wastewater Facility Permits, Drinking Water (Public Water Supply) Permits, Underground Injection Control Permits and permits issued pursuant to Section 403.816, F.S. \$250

**Karen Sasic**

**From:** Justin P. Kersey  
**Sent:** Tuesday, July 14, 2009 12:48 PM  
**To:** Karen Sasic  
**Subject:** RE: FL Petty Cash Reimbursement- June 2009

Karen,  
 Check #s

1127		57.15
1228	07/19/07	200.00
1254	10/18/07	35.00
1262	01/03/08	2.00
1274	02/06/08	489.63

Can all be cleared if we do not need to submit new checks. They have been outstanding for years. Please research these and see why they have not been cashed.

Thanks,

**Justin Kersey**  
 Corporate Staff Accountant  
 Phone: (847) 498-6440

Utilities, Inc.  
 2335 Sanders Road  
 Northbrook, IL 60062

Please consider the environment before printing.

**From:** Karen Sasic  
**Sent:** Tuesday, July 14, 2009 9:19 AM  
**To:** Nancy Luppino  
**Cc:** Toni Federico; Justin P. Kersey  
**Subject:** FL Petty Cash Reimbursement- June 2009

Hi Nancy.

Attached please find the FL petty cash reimbursement for June 2009. The original will go up in our next Fed Ex package to your attention.

Please let me know if you have any questions or need anything further.

Thanks,  
 Karen

└

UTILITIES INC. OF FLORIDA  
200 WEATHERSFIELD AVE.  
ALTAMONTE SPRINGS, FL 32714

DATE: 8/11/09

PAY TO THE ORDER OF: U.S. Postal Service

\$ 500.00

Five hundred + 00/100 DOLLARS

Bank of America

PETTY CASH FUND

NON-NEGOTIABLE

#00 634 2W

UTILITIES INC. OF FLORIDA  
ALTAMONTE SPRINGS, FL 32714

DETACH AND RETAIN THIS STATEMENT  
THE ATTACHED CHECK IS IN PAYMENT OF ITEMS DESCRIBED BELOW  
IF NOT CORRECT, PLEASE NOTIFY US PROMPTLY, NO RECEIPT DEBITED

DATE	DESCRIPTION	AMOUNT
8/11/09	U.S. Postal Service	\$500.00
	Account: PO 75147000	
	Advance Depos + Account	

NON-NEGOTIABLE

**PETTY CASH ACCOUNT  
CHECK REQUEST**

Request Date: 8/11/09 Requested by: L. Sasic

Date Needed: 8/12/09

Check Amount: \$500.00

Payable To: US Postal Service

Permit PD 95147000

Reason for Expenditure: W.O. # \_\_\_\_\_

Other: Permit Pys / Ret'd-Forwarding

System Name: Mail Service - PD 95147000  
(if applicable)

- Mail check (address above or attached)
- Check will be hand delivered - give to Ann
- Other instructions \_\_\_\_\_

Approved by: [Signature]

Check # 1342 Dated: 8/11/09 Recorded: yes

Altamonte Springs Post Office  
Altamonte Springs, Florida  
327149998

1169180500 -0096

08/12/2009 (407)772-3237 03:18:33 PM

Product Description	Sales Receipt		Final Price
	Sale Qty	Unit Price	

Permit Type:	Postage Due
Permit Number:	95147000
Customer Name:	UTILITIES INC

Amount of Deposit:		\$500.00
New Balance:	\$512.93	
Confirmation #:	20092241417478480	

Total: \$500.00

Paid by:  
Personal Check \$500.00

Order stamps at USPS.com/shop or call  
1-800-Stamp24. Go to USPS.com/clicknship  
to print shipping labels with postage.  
For other information call 1-800-ASK-USPS.

Bill #: 1000402658439

Clark: 19

All sales final on stamps and postage  
Refunds for guaranteed services only  
Thank you for your business

\*\*\*\*\*  
HELP US SERVE YOU BETTER

Go to: <http://gx.gallup.com/pow>

TELL US ABOUT YOUR RECENT  
POSTAL EXPERIENCE

YOUR OPINION COUNTS  
\*\*\*\*\*

Customer Copy

UTILITIES INC. OF FLORIDA  
100 WEATHERSFIELD AVE.  
ALTAMONTE SPRINGS, FL 32714

1343

DATE 8/13/09

PAY TO THE  
ORDER OF

Ray Walker - *[illegible]*

\$ 56.10

DOLLARS

Bank of America



PETTY CASH FUND

0001343

*[Signature]* NON-NEGOTIABLE

UTILITIES INC. OF FLORIDA  
ALTAMONTE SPRINGS, FL 32714

DETACH AND RETAIN THIS STATEMENT  
THE ATTACHED CHECK IS IN PAYMENT OF ITEMS DESCRIBED BELOW  
IF NOT CORRECT PLEASE NOTIFY US PROMPTLY. NO RECEIPT DESIRED.

DATE	DESCRIPTION	AMOUNT
8/13/09	Ray Walker - <i>[illegible]</i>	\$ 56.10
	Vehicle tag renewal # 0301	
	283102	

NON-NEGOTIABLE

**PETTY CASH ACCOUNT  
CHECK REQUEST**

Request Date: 8/13/09 Requested by: Sue DiPasquale

Date Needed: 8/14/09

Check Amount: 56.10

Payable To: Ray Valdes, Tax Collector  
Seminole County

Reason for  
Expenditure: W.O. # \_\_\_\_\_

Renew tag for truck #0304---Pluris is to reimburse for this  
expense.

Other: \_\_\_\_\_

System Name: \_\_\_\_\_  
(if applicable)

- Mail check (address above or attached)  
 Check will be hand delivered -- give to Sue  
 Other instructions \_\_\_\_\_

Approved by: 

Check # 1343 Dated: 8/13/09 Recorded: 

**INSTRUCTIONS FOR AFFIXING DECAL**

1. Clean area where new annual decal is to be affixed.
2. Peel decal from this document.
3. Affix decal in the upper right corner of license plate.

**06-10**

Vehicle-10721271  
1017CC

Mail To:

**UTILITIES INC OF FLORIDA  
200 WEATHERSFIELD AVE  
ALTAMONTE SPRINGS, FL 32714**

SECTION 320.0605, Florida Statutes, requires this registration certificate or an official copy or a true copy of a rental or lease agreement issued for the motor vehicle described be in possession of the operator or carried in the vehicle while the vehicle is being used or operated on the highways or streets of this state.

SECTION 316.613, Florida Statutes, requires every operator of a motor vehicle while transporting a child in a passenger car, van or pickup truck registered in this state and operated on the highways of this state, shall, if the child is 5 years of age or younger, provide for protection of the child by properly using a crash-tested, federally approved child restraint device. For children aged through 3 years, such restraint device must be a separate carrier or a vehicle manufacturer's integrated child seat, for children aged 4 through 5 years, a separate carrier or seat belt may be used.

SECTION 627.733, Florida Statutes, requires mandatory Florida No-Fault Insurance to be maintained continuously throughout the entire registration period; failure to maintain the required coverage could result in suspension of your driver license and registration.

Important note: If you cancel the insurance for this vehicle, immediately return the license plate from this registration to a Florida driver license or tax collector office or mail it to: Dept. of Highway Safety, Return Tags, 2900 Apalaches Parkway, Tallahassee, FL 32399. Surrendering the plate will prevent your driving privilege from being suspended.

CO/AGY 17 / 3

TR 592611778  
BA 623392

**FLORIDA VEHICLE REGISTRATION**

PLATE **1017CC**      DECAL **10721271**      Expires **Midnight Wed 8/30/2010**

YR/MK	2003/CHEV	BODY	PK	COLOR	WHI	Reg. Tax	33.10	Class Code	31
VIN	1GCEC14X232115810			TITLE	88249564	Init. Reg.		Tax Months	12
Plate Type	RGR	NET WT	4215			County Fee	3.00	Back Tax Mos	
DL/FEID	362850768-01			2ND DL#	0304	Mall Fee		Credit Class	
Date Issued	8/13/2009	Plate Issued	5/15/2007			Sales Tax		Credit Months	
						Voluntary Fees			
						Grand Total	56.10		

**UTILITIES INC OF FLORIDA  
200 WEATHERSFIELD AVE  
ALTAMONTE SPRINGS, FL 32714**

**IMPORTANT INFORMATION**

1. The Florida license plate must remain with the registrant upon sale of vehicle.
2. The registration must be delivered to a Tax Collector or Tag Agent for transfer to replacement vehicle.
3. The registration must be surrendered when requesting a change of address.
4. Registration renewals are the responsibility of the registrant and shall occur during the 30-day period prior to the expiration date shown on this registration. Renewal notices are provided as a courtesy and are not required for renewal purposes.

**RGR - FLORIDA REGULAR**



UTILITIES INC. OF FLORIDA  
200 WEATHERSFIELD AVE.  
ALTA MONTE SPRINGS, FL 32714

1344

DATE: 8/20/07

PAY TO THE ORDER OF

*Panera's*

\$ 143.32

*One hundred forty three and 32/100*

DOLLARS

Bank of America



PETTY CASH FUND

NON-NEGOTIABLE

⑈001344⑈

UTILITIES INC. OF FLORIDA  
ALTA MONTE SPRINGS, FL 32714

DETACH AND RETAIN THIS STATEMENT.  
THE ATTACHED CHECK IS IN PAYMENT OF ITEMS DESCRIBED BELOW.  
IF NOT CORRECT, PLEASE NOTIFY US PROMPTLY. NO RECEIPT DESIRED.

DATE	DESCRIPTION	AMOUNT
8/20/07	<i>Panera's</i>	\$143.32
	<i>PO Process Meeting</i>	

NON-NEGOTIABLE

**PETTY CASH ACCOUNT  
CHECK REQUEST**

Request Date: 8/20/09 Requested by: A. Sasic

Date Needed: 8/20/09

Check Amount: 143.32

Payable To: Panera's

Reason for Expenditure: W.O. # \_\_\_\_\_

Other: PO PROCESS NHG

System Name: \_\_\_\_\_  
(if applicable)

- Mail check (address above or attached)
- Check will be hand delivered - give to Ann
- Other instructions \_\_\_\_\_

Approved by: [Signature]

Check # 1344

Dated: 8/20/09

Recorded: [Signature]

Panera Bread  
 Cafe 3016  
 200 State Rd.  
 Altamonte Springs, FL 32714  
 Phone: 407-831-3741  
 Fax: 407-831-7602

8/20/2009 10:26:24 AM  
 Order: 307703 Cashier: Mydelean

2 SAND BOX	17.58
2 ITAL COMBO	
2 COOKIE CHOC CHIP	
1 SAND BOX	8.79
1 TUNA	
1 HONEY WHEAT	
1 COOKIE CHOC DUET	
2 SAND BOX	17.58
2 ASIAGO RB	
2 COOKIE OATML	
2 SAND BOX	17.58
2 SIERRA TUNK	
2 COOKIE SHRTBRD	
2 SAND BOX	17.58
2 BACH TURK BRVLS	
2 COOKIE TOFFEE	
1 SAND BOX	8.79
1 THKN SALAD	
1 MICHE SESAME	
1 COOKIE CHOC CHIP	
2 SAND BOX	17.58
2 HAM & SWISS	
2 MICHE RYE	
2 COOKIE SHRTBRD	
1 SAND BOX	8.79
1 CAESAR SAN	
1 COOKIE TOFFEE	
1 DELIVRY CHRG	15.00
Subtotal	129.27
Tax	9.05
Total	138.32

cash 13.32  
 TIP 5.00  
 \$143.32

TELL US HOW WE ARE DOING  
 AND YOU MAY WIN \$1000  
 SEE US FOR MORE DETAILS  
 OR CALL 1-877-467-8495  
 PANERA BREAD GROUPS MEMBER COMPANY  
 2008-08-20 10:26:24 AM

At Delivery,  
 Your Order Number is: 303  
 Customer: UTILITIES INC  
 Billing Date: 8/20/09  
 10:26:24 AM

**JENKINS ELECTRIC, INC.**  
 37129 Eight Street  
 Slidell, LA 70460  
 641-9715

S 3000435 6643125  
 BU 357102

ESTIMATE  
 (Valid for 30 days)

Batch 05224

Doc 198851

DATE <u>9/14/09</u>	<input type="checkbox"/> SERVICE <input type="checkbox"/> INSTALL	<input type="checkbox"/> WILL CALL <input type="checkbox"/> DELIVER	PHONE <u>PO 43366</u>
NAME <u>La Water Service</u>		MAKE <u>GT 773 S</u>	
ADDRESS <u>201 Holiday Blvd #150</u>		MODEL <u>357102</u>	
<u>Covington La.</u>		SERIAL <u>HTD 90423</u>	
ITEM TO BE SERVICED <u>Maple Ridge Liftator</u>		NATURE OF SERVICE REQUEST <u>WIR</u>	

QTY.	PART #	DESCRIPTION OF PARTS OR MATERIALS	PRICE	AMOUNT
<u>2</u>		<u>H-O-A switches</u>		<u>130.00</u>

LABOR PERFORMED <u>AS Replaced H-O-A switch in control panel</u>  <u>9/17/09</u> <u>Clw</u>	TOTAL MATERIALS	
	TAX	
	TOTAL LABOR	<u>120.00</u>
	TOTAL AMOUNT	<u>270.00</u>

DATE WANTED <u>9/14/09</u>	DEPOSIT \$	RECEIVED BY
-------------------------------	---------------	-------------

ESTIMATES ARE FOR LABOR ONLY, MATERIAL ADDITIONAL. WE WILL NOT BE RESPONSIBLE FOR LOSS OR DAMAGE CAUSED BY FIRE, THEFT, TESTING OR ANY OTHER CAUSES BEYOND OUR CONTROL.

AUTHORIZED BY: S. Collier **REPAIR ORDER ORIGINAL**

TERMS - NET CASH  
 NO GOODS HELD OVER 30 DAYS

RECEIVED  
 SEP 18 2009







UTILITIES INC. OF FLORIDA  
200 WEATHERSFIELD AVE.  
ALTAMONTE SPRINGS, FL 32714

1339

DATE 7/16/09

PAY TO THE ORDER OF Jason's Deli \$ 122.43

One hundred twenty two & 43/100 DOLLARS

Bank of America



PETTY CASH FUND

*[Signature]*  
NON-NEGOTIABLE

⑈001339⑈

UTILITIES INC. OF FLORIDA  
ALTAMONTE SPRINGS, FL 32714

**DETACH AND RETAIN THIS STATEMENT**  
THE ATTACHED CHECK IS IN PAYMENT OF ITEMS DESCRIBED BELOW  
IF NOT CORRECT, PLEASE NOTIFY US PROMPTLY. NO RECEIPT DESIRED

DATE	DESCRIPTION	AMOUNT
7/16/09	Jason's Deli	\$122.43
	Lunch for RL mtg.	

NON-NEGOTIABLE



**PETTY CASH ACCOUNT  
CHECK REQUEST**

Request Date: 7/15/09 Requested by: Karen

Date Needed: 7/16/09

Check Amount: \$122.43


Payable To: Jason's Deli


Reason for Expenditure: W.O. # \_\_\_\_\_

Other: Lunch for RZ Mtg

System Name: SRT Proj / CS Opt. Proj  
(if applicable) 2010188

- Mail check (address above or attached)
- Check will be hand delivered – give to Ann
- Other instructions \_\_\_\_\_

Approved by: 

Check # 1339 Dated: 7/16/09 Recorded: 

Raponi, Ann  
Utilities Inc  
200 Weatherfields Field  
Alt. FL 32701  
(407) 869-1919

Sort Label: X1

Jason's Deli  
303 E. Altamonte Springs  
Altamonte Springs, FL 327  
(407) 830-0699

Raponi, Ann

Host: ATOD\_IT 07/16/2009  
Cashier: BRIAN  
Raponi, Ann 6:23 AM  
REPRINT# 1 180003  
Order Type: Delivery

Power Box	53.94
(6 POWER X)	
@ 8.99 per POWER X	
Wheat	
OvenRoasted Turkey Breast	
1 slc Provolone	
(N)Italian Pasta	
Assorted Cookies	
Power Box	53.94
(6 POWER X)	
@ 8.99 per POWER X	
Wheat	
Ham	
1 slc Provolone	
(N)American Pot	
Assorted Cookies	
Plates, Forks, Napkins	0.00
Plates Forks and Napkins	
DELIVERY FEE	7.00
Delivery AM	

Subtotal 114.88  
Tax 7.55

**Delivery Total 122.43**

Check 122.43

Come back soon  
for one of our  
\$4.99 sandwich deals.



DEPOSIT TICKET

0780

DATE 7/20/09

UTILITIES INC. OF FLORIDA  
200 WEATHERSFIELD AVE  
ALTAMONTE SPRINGS, FL 32714

Petty Cash Check

Bank of America

Deposit

375.10

	DOLLARS	CENTS
CURRENCY		
COINS		
CHECKS LIST EACH SEPARATELY		
1	375	10
2		
3		
4		
5		
6		
7		
8		
9		
10		
11		
12		
13		
14		
15		
16		
17		
18		
19		
20		
21		
22		
23		
24		
TOTAL	375	10

BE SURE ALL ITEMS ARE PROPERLY ENDORSED.

CHECKS AND OTHER ITEMS ARE REQUIRED FOR DEPOSIT TO THE FRONT END OF THE UNIFORM CHECK-ABLE COLLECTION SYSTEM. DEPOSITS MAY NOT BE AVAILABLE FOR IMMEDIATE WITHDRAWAL.

TOTAL ITEMS 1

Check No. - 767974

Check Date - 7/16/2009

Stub 1 of 1

DEBIT

GROSS DISCOUNT

NET AMOUNT

UTILITIES, INC OF FLOR

375.10

375.10

375.10

375.10

TOTAL

FLORIDA

J.P. MORGAN CHASE BANK, N.A.  
Columbus, Ohio

NOT VALID  
AFTER 90 DAYS

NO. 767974  
00767974

VENDOR#

DATE

NET AMOUNT

3000687

7/16/2009

\$\*\*\*\*\*375.10

PAY THREE HUNDRED SEVENTY FIVE AND 10/100\*\*\*\*\* DOLLARS

TO THE ORDER OF

UTILITIES, INC OF FLORIDA  
PETTY CASH #1280973899  
200 WEATHERSFIELD AVE  
ALTAMONTE SPRINGS FL 32714

AUTHORIZED SIGNATURE

AUTHORIZED SIGNATURE

Security feature included. Details on back.

UTILITIES INC. OF FLORIDA  
200 WEATHERSFIELD AVE.  
ALTAMONTE SPRINGS, FL 32714

1340

DATE 7/23/09

PAY TO THE ORDER OF University of Florida - TREEO Center

\$ 100.00

One Hundred + 00/100

DOLLARS

Bank of America



PETTY CASH FUND

NON-NEGOTIABLE

⑈001340⑈

UTILITIES INC. OF FLORIDA  
ALTAMONTE SPRINGS, FL 32714

**DETACH AND RETAIN THIS STATEMENT**  
THE ATTACHED CHECK IS IN PAYMENT OF ITEMS DESCRIBED BELOW  
IF NOT CORRECT, PLEASE NOTIFY US PROMPTLY. NO RECEIPT DESIRED

DATE	DESCRIPTION	AMOUNT
7/23/09	University of Florida - TREEO Center Research. Backflow prevention Recertification Exam BU 855100	\$100.00

NON-NEGOTIABLE

**PETTY CASH ACCOUNT  
CHECK REQUEST**

Request Date: 7/21/09 Requested by: Sue DiPasquale

Date Needed: 7/23/09

Check Amount: 100.00

Payable To: University of Florida  
TREEO Center  
3900 SW 63<sup>rd</sup> Blvd.  
Gainesville, FL 32608

Reason for  
Expenditure: W.O. # \_\_\_\_\_

Backflow Prevention Recertification Exam for Ron Chard

Other: \_\_\_\_\_

System Name: BU#855100  
(if applicable)

- Mail check (address above or attached)  
 Check will be hand delivered – give to \_\_\_\_\_  
 Other instructions

Approved by: \_\_\_\_\_

 7/21/09

Check # 1340

Dated: 7, 24, 09

Recorded: YH



TREEO Center  
3900 SW 63rd Blvd.  
Gainesville, FL 32608  
Phone: (352) 392-9570  
Fax: (352) 392-6910  
Suncom: 622-9570  
FEID: 59-6002052

Mr. Ronald Chard  
Utilities, Inc  
200 Weathersfield Ave  
Altamonte Springs, FL 32714

Invoice #: TR00020207  
Invoice Date: 07/21/2009

---

Registration for: **Chard, Mr. Ronald S**  
To attend course: **100284 - BK05 RECERT EX - Backflow Prevention Recertification Exam - 08/08/2009 - 08/08/2009**

Amount: \$100.00

Total Amount Due Upon Receipt: \$100.00

---

**BILLING INSTRUCTIONS:**

1. Make check payable to **University of Florida**
2. For proper credit, return remittance copy along with check.
3. Mail remittance copy of this invoice to:

TREEO Center  
3900 SW 63rd Blvd.  
Gainesville, FL 32608

4. Federal Tax ID #: 59-6002052

Vendor Copy

UTILITIES INC. OF FLORIDA  
200 WEATHERSFIELD AVE.  
ALTAMONTE SPRINGS, FL 32714

1341

DATE 8/31/09

PAY TO THE ORDER OF Florida Dept. of Environmental Protection \$ 50.00

Fifty + 00/100 DOLLARS

Bank of America 

PETTY CASH FUND

*[Signature]*  
NON-NEGOTIABLE

⑆00134⑆

UTILITIES INC. OF FLORIDA  
ALTAMONTE SPRINGS, FL 32714

**DETACH AND RETAIN THIS STATEMENT**  
THE ATTACHED CHECK IS IN PAYMENT OF ITEMS DESCRIBED BELOW  
IF NOT CORRECT, PLEASE NOTIFY US PROMPTLY. NO RECEIPT DESIRED

DATE	DESCRIPTION	AMOUNT
8/31/09	FDEP - Southeast District Transfer of Pebble Creek Operating Permit to Plumas, PCU, Inc.	850.00

NON-NEGOTIABLE

**PETTY CASH ACCOUNT  
CHECK REQUEST**

Request Date: 08/03/09 Requested by: Patrick Flynn

Date Needed: 08/4/09

Check Amount: 50.00

Payable To: Florida Dept. of Environmental Protection  
Southwest District  
3804 Coconut Palm Dr.  
Tampa, FL 33619-8318

Reason for  
Expenditure: W.O. # BU # 244010

Transfer of Pebble Creek Operating Permit to Pluris PCU, Inc.

Other: \_\_\_\_\_

System Name: \_\_\_\_\_  
(if applicable)

- Mail check (address above or attached)  
 Check will be hand delivered – give to \_\_\_\_\_  
 Other instructions

Approved by: \_\_\_\_\_



Check # 1341

Dated: 8/3/09

Recorded: yes



(p) General Permit fee for any General Permit not specifically listed in paragraphs (a) through (l).

1. General permits requiring Professional Engineer or Professional Geologist certification \$250

2. General permits not requiring Professional Engineer or Professional Geologist certification. \$100

(q) Unless otherwise specified in this rule, the fee for applications for relief mechanisms shall be as follows:

1. Site specific alternative criteria for each water quality criteria \$15,000

2. Variance or exemption for each water quality criteria \$6000

3. Variance or exemption for public water system from maximum contaminant level/treatment techniques \$1000

4. Variance from other permitting standards or conditions \$2000

5. Aquifer exemption – major \$15,000

6. Aquifer exemption – minor \$7500

(r) Permits to construct or operate any other type of facility or stationary installation not specifically listed in paragraphs (a) through (n). \$100

Minor modifications of permits that do not require substantial technical evaluation by the Department, do not require a new site inspection by the Department, and will not lead to substantially different environmental impacts or will lessen the impacts of the original permit:

1. To correct minor errors or typographical mistakes and that do not involve technical review \$0

2. To incorporate changes requested by the Department or required through permits issued by other regulatory agencies, and to change due dates for reporting or performance deadlines when such changes in the due date do not involve any new work, any new work locations, or any new activities, and will not alter, replace, or otherwise eliminate the requirements for otherwise performing the work required by the permit \$0

3. That consist of transfers of permits or time extensions \$50

4. That consist of minor technical changes which involve new work, new work locations, new activities, or any other change which alters, replaces, or otherwise eliminates the work authorized by the permit when the original permit fee of the issued permit is less than \$300, except for modifications to permits issued pursuant to Section 403.816, F.S. \$50

5. That consist of minor technical changes which involve new work, new work locations, new activities, or any other change which alters, replaces, or otherwise eliminates the work authorized by the permit when the original permit fee of the issued permit is more than or equal to \$300, except for Domestic Wastewater Facility Permits, Industrial Wastewater Facility Permits, Drinking Water (Public Water Supply) Permits, Underground Injection Control Permits and permits issued pursuant to Section 403.816, F.S. \$250

**Karen Sasic**

**From:** Justin P. Kersey  
**Sent:** Tuesday, July 14, 2009 12:48 PM  
**To:** Karen Sasic  
**Subject:** RE: FL Petty Cash Reimbursement- June 2009

Karen,  
 Check #s

1127		57.15
1228	07/19/07	200.00
1254	10/18/07	35.00
1262	01/03/08	2.00
1274	02/06/08	489.63

Can all be cleared if we do not need to submit new checks. They have been outstanding for years. Please research these and see why they have not been cashed.

Thanks,

**Justin Kersey**  
 Corporate Staff Accountant  
 Phone: (847) 498-6440

**Utilities, Inc.**  
 2335 Sanders Road  
 Northbrook, IL 60062

Please consider the environment before printing

**From:** Karen Sasic  
**Sent:** Tuesday, July 14, 2009 9:19 AM  
**To:** Nancy Luppino  
**Cc:** Toni Federico; Justin P. Kersey  
**Subject:** FL Petty Cash Reimbursement- June 2009

Hi Nancy,

Attached please find the FL petty cash reimbursement for June 2009. The original will go up in our next Fed Ex package to your attention.

Please let me know if you have any questions or need anything further.

Thanks,  
 Karen



*Karen Sasic - Regional Office Manager*  
 Utilities, Inc. and Affiliates • 200 Weatherfield Avenue • Alhambra Springs, IL 62714  
 PH: (618) 609-1910 • FAX: (618) 609-1911 • Pager: (618) 309-1091  
 karen.sasic@utilities.com • karen@utilities.com

8/4/2009

UTILITIES INC. OF FLORIDA  
200 WEATHERSFIELD AVE.  
ALTAMONTE SPRINGS, FL 32714

DATE 8/11/09

PAY TO THE ORDER OF U.S. Postal Service \$ 500.00

Five Hundred + 00/100 DOLLARS



PETTY CASH FUND

*[Signature]*  
NON-NEGOTIABLE

⑈001342⑈

UTILITIES INC. OF FLORIDA  
ALTAMONTE SPRINGS, FL 32714

**DETACH AND RETAIN THIS STATEMENT**  
THE ATTACHED CHECK IS IN PAYMENT OF ITEMS DESCRIBED BELOW  
IF NOT CORRECT, PLEASE NOTIFY US PROMPTLY. NO RECEIPT DESIRED

DATE	DESCRIPTION	AMOUNT
8/11/09	U.S. Postal Service  Payroll: PB 95147000 Advance Depos + Account	\$500.00

NON-NEGOTIABLE

**PETTY CASH ACCOUNT  
CHECK REQUEST**

Request Date: 8/11/09 Requested by: K. Sasic

Date Needed: 8/12/09

Check Amount: \$500.00

Payable To: US Postal Service

Permit PD 95147000

Reason for Expenditure: W.O. # \_\_\_\_\_

Other: Remit Pmts / Ret'd-forwarding

System Name: Mail Service - PD 95147000  
(if applicable)

- Mail check (address above or attached)
- Check will be hand delivered - give to Ann
- Other instructions \_\_\_\_\_

Approved by: 

Check # 1342 Dated: 8/11/09 Recorded: yes

Altamonte Springs Post Office  
Altamonte Springs, Florida  
327149998

08/12/2009 1169180500 -0096 03:18:33 PM  
(407)772-3237

Product Description	Sales Receipt		Final Price
	Sale Qty	Unit Price	

Permit Type:	Postage Due	
Permit Number:	95147000	
Customer Name:	UTILITIES INC	
Amount of Deposit:		\$500.00
New Balance:	\$512.93	
Confirmation #:	20092241417478480	
Total:		\$500.00
Paid by:		\$500.00
Personal Check		

Order stamps at USPS.com/shop or call  
1-800-Stamp24. Go to USPS.com/clicknship  
to print shipping labels with postage.  
For other information call 1-800-ASK-USPS.

Bill#: 1000402658438  
Clerk: 19

All sales final on stamps and postage  
Refunds for guaranteed services only  
Thank you for your business

\*\*\*\*\*  
\*\*\*\*\*  
\*\*\*\*\*

HELP US SERVE YOU BETTER

Go to: <http://gx.gallup.com/pos>

TELL US ABOUT YOUR RECENT  
POSTAL EXPERIENCE

YOUR OPINION COUNTS

\*\*\*\*\*  
\*\*\*\*\*  
\*\*\*\*\*

Customer Copy

UTILITIES INC. OF FLORIDA  
200 WEATHERSFIELD AVE  
ALTAMONTE SPRINGS, FL 32714

1342

DATE 8/11/09

PAY TO THE ORDER OF U.S. Postal Service

\$ 500.00

Five Hundred + 00/100

DOLLARS

Bank of America



PETTY CASH FUND

*[Signature]*  
NON-NEGOTIABLE

⑆001342⑆

UTILITIES INC. OF FLORIDA  
ALTAMONTE SPRINGS, FL 32714

DETACH AND RETAIN THIS STATEMENT  
THE ATTACHED CHECK IS IN PAYMENT OF ITEMS DESCRIBED BELOW  
IF NOT CORRECT, PLEASE NOTIFY US PROMPTLY. NO RECEIPT DEBITED.

DATE	DESCRIPTION	AMOUNT
8/11/09	U.S. Postal Service Permit: PD 95147000 Advance Depos + Account	\$ 500.00

NON-NEGOTIABLE

UTILITIES INC. OF FLORIDA  
200 WEATHERSFIELD AVE.  
ALTAMONTE SPRINGS, FL 32714

1343

DATE 8/13/09



PAY TO THE ORDER OF Ray V. Adams Truck Rental \$ 56.10

Fifty Six + 10/100 DOLLARS



PETTY CASH FUND

~~NON-NEGOTIABLE~~

⑆001343⑆



UTILITIES INC. OF FLORIDA  
ALTAMONTE SPRINGS, FL 32714

**DETACH AND RETAIN THIS STATEMENT**  
THE ATTACHED CHECK IS IN PAYMENT OF ITEMS DESCRIBED BELOW  
IF NOT CORRECT, PLEASE NOTIFY US PROMPTLY. NO RECEIPT DESIRED

DATE	DESCRIPTION	AMOUNT
8/13/09	Ray Adams Truck Rental Vehicle tag 1A-45001 & 0201 213102	\$56.10

NON-NEGOTIABLE

UTILITIES INC. OF FLORIDA  
200 WEATHERSFIELD AVE.  
ALTAMONTE SPRINGS, FL 32714

1343

DATE 8/13/09

PAY TO THE ORDER OF Roy Valdes Tax Collector \$ 56.10

Fifty Six + 10/100 DOLLARS  
Bank of America. PETTY CASH FUND



*[Signature]*  
NON-NEGOTIABLE

⑆001343⑆

UTILITIES INC. OF FLORIDA  
ALTAMONTE SPRINGS, FL 32714

DETACH AND RETAIN THIS STATEMENT  
THE ATTACHED CHECK IS IN PAYMENT OF ITEMS DESCRIBED BELOW  
IF NOT CORRECT, PLEASE NOTIFY US PROMPTLY. NO RECEIPT DESIRED.

DATE	DESCRIPTION	AMOUNT
8/13/09	Roy Valdes Tax Collector	\$ 56.10
	Vehicle tag control # 0301	
	213102	

NON-NEGOTIABLE



UTILITIES INC. OF FLORIDA  
200 WEATHERSFIELD AVE.  
ALTAMONTE SPRINGS, FL 32714

1344

DATE 8/20/09

PAY TO THE  
ORDER OF

*Pancreas*

\$ 143.32

*One hundred forty three & 32/100* DOLLARS

Bank of America.



PETTY CASH FUND

NON-NEGOTIABLE

⑈001344⑈

UTILITIES INC. OF FLORIDA  
ALTAMONTE SPRINGS, FL 32714

**DETACH AND RETAIN THIS STATEMENT**  
THE ATTACHED CHECK IS IN PAYMENT OF ITEMS DESCRIBED BELOW  
IF NOT CORRECT, PLEASE NOTIFY US PROMPTLY. NO RECEIPT DESIRED

DATE	DESCRIPTION	AMOUNT
<i>8/20/09</i>	<i>Pancreas</i>	<i>\$143.32</i>
	<i>PO Process Meeting</i>	

NON-NEGOTIABLE

**PETTY CASH ACCOUNT  
CHECK REQUEST**

Request Date: 8/20/09 Requested by: K. Sasic

Date Needed: 8/20/09

Check Amount: 143.32

Payable To: Panera's

Reason for Expenditure: W.O. # \_\_\_\_\_

Other: PO PROCESS MTG

System Name: \_\_\_\_\_  
(if applicable)

Mail check (address above or attached)


Check will be hand delivered - give to Ann

Other instructions \_\_\_\_\_

Approved by: 

Check # 1344

Dated: 8/20/09

Recorded: 

1344

UTILITIES INC. OF FLORIDA  
200 WEATHERSFIELD AVE.  
ALTAMONTE SPRINGS, FL 32714

DATE 8/20/09

PAY TO THE ORDER OF Panera's \$ 113.32

One hundred forty three + 3/100 DOLLARS



PETTY CASH FUND

*[Signature]*  
NON-NEGOTIABLE

⑈001344⑈

UTILITIES INC. OF FLORIDA  
ALTAMONTE SPRINGS, FL 32714

DETACH AND RETAIN THIS STATEMENT  
THE ATTACHED CHECK IS IN PAYMENT OF ITEMS DESCRIBED BELOW  
IF NOT CORRECT, PLEASE NOTIFY US PROMPTLY. NO RECEIPT DESIRED

DATE	DESCRIPTION	AMOUNT
8/20/09	Panera's PO Process Meeting	\$113.32

NON-NEGOTIABLE

Panera Bread  
 Cafe 3316  
 200 State Rd.  
 Altamonte Springs, FL 32714  
 Phone: 407-831-0741  
 Fax: 407-831-7602

8/20/2009 10:26:24 AM  
 Order: 307703 Cashier: Mydeleen

2 SAND BOX	17.58
2 ITAL COMBO	
2 COOKIE CHOC CHIP	
1 SAND BOX	8.79
1 TUNA	
1 HONEY WHEAT	
1 COOKIE CHOC DUET	
2 SAND BOX	17.58
2 ASIAGO RB	
2 COOKIE OATML	
2 SAND BOX	17.58
2 SIERRA TURK	
2 COOKIE SHRTBRD	
2 SAND BOX	17.58
2 BACN TURK BRVLD	
2 COOKIE TOFFEE	
1 SAND BOX	8.79
1 CHKN SALAD	
1 MICHE SESAME	
1 COOKIE CHOC CHIP	
2 SAND BDX	17.58
2 HAM & SWISS	
2 MICHE RYE	
2 CDOKIE SHRTBRD	
1 SAND BOX	8.79
1 CAESAR SAN	
1 COOKIE TOFFEE	
1 DELIVRY CHRG	15.00
SubTotal	129.27
Tax	9.05
Total	138.32

Cash 138.32  
*TIP* 5.00  
 \$143.32

TELL US HOW WE ARE DOING  
 AND YOU MAY WIN \$2000  
 GO TO WWW.PANERASURVEY.COM  
 OR CALL 1-877-467-8436  
 WITHIN 48 HOURS/ MONTHLY DRAWING  
 RULES AT WWW.PANERASURVEY.COM

Via Delivery  
 Your Order Number is: 303  
 Customer: UTILITIES INC  
 Pickup Date: 8/20/2009  
 Pickup Time: 12:00:00 PM



**EXPENSE REPORT FORM**

525

3009964

Name

Business Unit

Date	Business Unit	Per Diem	Per Diem	Per Diem	Per Diem	Per Diem	Per Diem	Total	Account Codes
9/14-9/19/09	2010188	855100	855100						
Meals			118.67					\$118.67	6200
Hotel ( room, tax, phone calls)								\$0.00	6185
Mileage Driven	44.86		44.86						
Mileage Value @ 0.505	22.65	0.00	22.65	0.00	0.00	0.00	0.00	\$45.31	5880
Airfare (including penalties)	399.20							\$399.20	6185
Car Rental (including fuel)								\$0.00	6185
Parking	28.68							\$28.68	6185
Tolls								\$0.00	6185
Taxi - Limousine								\$0.00	6185
Entertainment								\$0.00	5825
Education								\$0.00	5820
Other: / Rate School registration								\$0.00	5690
Other:		101.98						\$101.98	
Other:								\$0.00	
Other:								\$0.00	
<b>Purpose of the Expense:</b>		Office meetings/kitchen supplies/employee birthdays			<b>Payment Recap</b>				
<b>Business Benefit:</b>					<b>Total of the Front of the Expense Form:</b>		\$693.84		
<b># Days on Business:</b>					<b>Subtract Any Advance:</b>		less		
<b>Explanation:</b>					<b>Net Amount Due to the Employee:</b>		\$693.84		
					I hereby certify that the above expenditures represent cash spent for legitimate company business only and include no items of a personal nature.				
<b>Authorized Signature:</b>					<b>Employee Signature:</b>				
<b>Date Authorized:</b>		9/21/09			<b>Date Signed:</b>		9/21/09		

ENTERED

SEP 20 2009

RECEIVED

SEP 28 2009



PARK BARK AND FLY  
407-855-5899  
THANK YOU & HAVE A GREAT DAY  
www.parkbarkandfly.com

Rcpt# 9603  
08/07/09 20:17 L# 5 AM B Trn# 11019  
08/05/09 14:01 In 08/07/09 20:17 Out  
Tkt# 024486  
\$7.99 FEE \$ 23.97  
Total Tax \$ 4.71  
Total Fee \$ 28.68  
VISA CARD \$ ~~28.68~~  
XXXXXXXXXXXX4020  
Approval No.:201451  
Reference No.:00000040  
Change Due \$ 0.00

Total Taxes includes the following:  
6.5% for SALES TAX; 10% for OIA  
PRIVILEGE FEE RECOVERY CHARGE  
and \$0.75 OIA One Time PICK UP FEE

Einstein Bros Bagels  
Store # 2088 PH: (407) 786-4788  
8/14/09 7:37:19 AM  
Order Number: 1483490  
Take Out

Cashier: Iacroyx  
Register: 1

1 Doz Bckt 13.99  
1 Hate To Wait 13.99  
Sub. Total: 27.98  
Tax: 0.00  
Total: 27.98  
Discount Total: 0.00  
Change 0.00  
Visa: -27.98

*Dee  
Staff  
MIS*

Visa  
Card Num : XXXXXXXXXXXX4020  
Terminal : 1L12454621001  
Approval : 371825  
Sequence : 051123

I agree to pay the above Total Amount  
according to Card Issuer Agreement.

Signature: \_\_\_\_\_

*TOM'S B-Day  
CATER*

**TOOJAY'S**  
515 E. Altamonte Drive  
Altamonte Springs, FL 32701

**Table Q#3**

US#: 189606 Serv: AM 3 CASH  
08/19/2009 11:06:14 #Cust:1

Quan	Description	Cost
3	FOUNTAIN BEV	\$6.75
3	TUNA MELT	\$25.50
1	MOUNDS CKE SM	\$18.00
1	DELIVERY CHARGE	\$5.00

**FREL \$200 CATERING**

\$\$\$ \$

TooJay values your feedback and thanks you in advance for investing a moment of your time.  
Please complete a short on-line or telephone survey and you will be entered into our monthly drawing for a chance to win a catering valued @ \$200.

Please log on to :  
[www.toojaysfeedback.com](http://www.toojaysfeedback.com)  
or call 1.866.394.2595  
Enter Code: 734011

Winners are posted monthly on  
[www.Toojays.com](http://www.Toojays.com)

Net Total: \$55.25  
TAX \$2.61  
TIP: \$0.00

**TOTAL: \$57.86**

It's our pleasure to serve you.

Remember Toojays for your catering needs

*OAC Drinks*  
**Publix**  
*PO Process*  
Altamonte Springs Publix (407) 260-9971  
Store Manager: Doug Hill

MARS MIXED MINIS	9.99
SPRITE 12 PK 12 DZ	
1 @ 3 FDR 12.00	4.00 T F
Ad Spec Savings 0.89	
PUBLIX SPRNG WATER	4.49 F
COCA COLA CLASSIC	
1 @ 3 FOR 12.00	4.00 T F
Ad Spec Savings 0.89	
DIET COCA COLA	
1 @ 3 FOR 12.00	4.00 T F
Ad Spec Savings 0.89	
Order Total	26.48
Sales Tax	1.54
Grand Total	<b>28.02</b>
Debit	Payment 48.02

PREP:.  
Reference #: 101670-004  
Trace #: 0010019361  
Acct #: XXXXXXXXXXXX4020  
Debit Purchase FROM CHECKING  
Amount: \$48.02  
Cash Back: \$20.00

Change 20.00

Savings Summary

Advertised Special Savings 2.67  
\*\*\*\*\*  
\* Your Savings at Publix \*  
\* 2.67 \*  
\*\*\*\*\*

Your cashier was Michelle K

P.O. Box 407  
Lakeland, FL 33802-0407

08/19/2009 18:29 S0742 R110 9947 C0251

Where Saving Is  
Part of the Pleasure

Publix Super Markets, Inc.



Einstein Bros Bagels  
Store # 2083 PH: (407) 786-4788  
9/11/09 7:48:30 AM

Order Number: **1496560**  
Take Out

*Handwritten signature/initials*

Cashier: Steedle  
Register: 2

2 Doz Bckt	27.98
Sub. Total:	27.98
Tax:	0.00
Total:	27.98
Discount Total:	0.00
Change	0.00
Visa:	-27.98

Visa  
Card Num : XXXXXXXXXXXX4020  
Terminal : 1L12494621001  
Approval : 483189  
Sequence : 054115

I agree to pay the above Total Amount according to Card Issuer Agreement.

Signature: \_\_\_\_\_

Millers Ale House  
477 E. Altamonte Drive  
407-331-6611  
Altamonte Springs, FL 32701

0004872 Check # :999461

**Table 15**

Jessica I  
15 Sep 2009 19:21:45 GMT Gst 2

3 Bud Light	8.85
1 Ale House Combo	9.95
1 Seafood Mac & Cheese	10.99
1 Shrimp & Crab Quesadilla	8.99

**ID #030 2589 9946**

Please take a moment to give us your input.

1) Visit [www.millersalehouse.com/survey](http://www.millersalehouse.com/survey)  
or Call 1-800-780-1174

2) Enter Access Code: 3430

3) Take a brief survey.

Thank you for your feedback!  
(OFFER EXPIRES Sep 15, 2009)

Subtotal	38.78
Tax	2.72

Please pay this amount  
**Total 41.50**

If split among 2 guests,  
each pay --->20.75

Join us for Kid's Eat Free Day EVERY  
Tuesday!!

(Restrictions Apply)

*Karen Grace*

0096

Server: ANTHONY P Rec: 49  
09/16/09 19:18, Swiped T: 601 Term: 4

AMIGOS I  
120 N WESTMONTE DRIVE  
ALTAMONTE SPRINGS, FL  
(407)774-4334  
MERCHANT #: 223170060998

CARD TYPE ACCOUNT NUMBER  
VISA XXXXXXXXXXXX4020  
Name: KAREN L SASIC  
OO TRANSACTION APPROVED  
AUTHORIZATION #: 155051  
Reference: AU110149  
TRANS TYPE: Credit Card SALE

CHECK : 32.53  
TIP : 7.00  
TOTAL : 39.53

X \_\_\_\_\_

PHONE: ( ) -  
\*\*\*Duplicate Copy\*\*\*

CARDHOLDER WILL PAY CARD ISSUER ABOVE  
AMOUNT PURSUANT TO CARDHOLDER AGREEMENT  
Thank You for Visiting Amigos!  
PLEASE LEAVE ONE SIGNED COPY FOR SERVER

Millers Ale House *Grace Karen*  
477 E. Altamonte Drive  
407-331-6611  
Altamonte Springs, FL 32701

0004872 Check #: 999461

Table 15

Jessica I  
15 Sep 2009 19:29:24 GMT Gst 2  
Transaction #: 17891

Card Number Auth Code  
\*\*\*\*\*4020 293270  
SASIC/ KAREN L Visa

Amount 41.50

Total 41.50

Tip .. 8.50

Total .. 50.00

X \_\_\_\_\_  
Cardmember agrees to pay total in  
accordance with agreement governing  
use of such card.

GUEST COPY

**AMIGOS**

\*\*\*\*\* Original TEX - MEX \*\*\*\*\*

0096a TABLE 601 #Party 2  
ANTHONY P SvrCk: 5 18:41 09/18/09  
**DINING**

Separate checks: 1-of-2

2 COZUMEL 18.90  
2 GL FZ STRAW 11.50

Sub Total: 30.40  
Tax : 2.13  
Sub Total: 32.53

09/18 19:18 TOTAL: 32.53

**\* PLEASE PAY SERVER\***  
\*\*\*\*\*

\*\*\*\*\*  
Gift Certificates Available

*Grace  
Karen*

**RED LOBSTER 6222**  
340 West SR 436  
Altamonte Springs, FL 32714-4134  
Check # :77403

**Table 47**  
Tara G  
13:21 09/17/2009 Gst 2  
Transaction #:766758717

Card Number Auth Code  
xxxxxxxxxxxx 4020 220076  
Visa

Check Amount 24.14

Tip .. 5.00

Total .. 29.14

X  
Cardmember agrees to pay total in  
accordance with agreement governing  
use of each card.

**RED LOBSTER 6222**  
340 West SR 436  
Altamonte Springs, FL 32714-4134

Check # :77403

**Table 47**  
Tara G  
13:21:45 09/17/2009 Gst 2

Guest No.1  
1 Soft Drink 2.29  
1 Clam Chowder & Salad 8.99

Guest No.2  
1 Iced Tea 2.29  
1 Clam Chowder & Salad 8.99

Subtotal 22.56  
Sales Tax 1.58

13:21:45 09/17/2009  
Please pay this amount  
Total 24.14

(4020)Visa 24.14

Amount Due 0.00  
Change 0.00

**Dine In**

Thank you for choosing to dine with us!  
Come back to enjoy our best value of  
the year?Endless Shrimp?where you can  
indulge in endless choices of your  
favorite shrimp dishes.

GRATUITY NOT INCLUDED UNLESS NOTED  
Please pay your server.

Comments or Suggestions?  
Please speak to Daniel Lange -  
General Manager before leaving  
or call (407) 682-3636.

# FL City Gas Call Center Tour



## Saved items

**Flight:** Orlando to Atlanta [back to top](#)

**Traveler and cost summary**

1 Adult		\$377.99
	Taxes & Fees	\$21.21
	<b>Total</b>	<b>\$399.20</b>

**Flight summary**

Please be sure to re-confirm your flight at least 24 hours prior to scheduled departure (72 hours prior for flights to Hawaii and international destinations). You may check your flight status and departure gate online, or contact [the airline](#) directly. Seat assignments, meal preferences, and special requests must be confirmed with the airline; we cannot guarantee that they will be honored. Free and special meals are not available on many flights.

**Wed 5-Aug-09**

<b>Orlando (MCO)</b>	to	<b>Atlanta (ATL)</b>	397 mi (639 km)	<b>DELTA</b> Flight: 114
Depart 3:30 pm		Arrive 5:05 pm	Duration: 1hr 35mn	
		Terminal SOUTH		
		TERMINAL		

**Economy/Coach Class, Boeing 757**

Total distance: 397 mi (639 km) Total duration: 1hr 35mn

**Thu 6-Aug-09**

<b>Atlanta (ATL)</b>	to	<b>Orlando (MCO)</b>	397 mi (639 km)	<b>DELTA</b> Flight: 15
Depart 3:55 pm		Arrive 5:30 pm	Duration: 1hr 35mn	
		Terminal SOUTH		
		TERMINAL		

**Economy/Coach Class, Boeing 757**

Total distance: 397 mi (639 km) Total duration: 1hr 35mn

**Airline rules & regulations**

- Tickets are nonrefundable. A fee of \$150.00 per ticket will be charged for itinerary changes after the tickets are issued, provided that the booking rules were followed.
- Ticket must be purchased by 5-Aug-09.
- Tickets are nontransferable and name changes are not allowed.
- Please read important information regarding [airline liability limitations](#).
- Prices do not include [baggage fees or other fees](#) charged directly by the airline.
- Other penalties may apply.
- See an overview of all the [rules and restrictions](#) applicable for this fare.
- View the complete [penalty rules for changes and cancellations](#) associated with this fare.

### Customer Support

Itinerary number: 128703376054

If you have questions about your reservation, fill out our [itinerary assistance form](#). We'll respond within

3009990

Batch 65678

**EXPENSE REPORT FORM**

- 1) Complete all sections where applicable.
- 2) Attach receipts onto separate page, attach to form
- 3) Explain ALL entertainment expenses on the back of form
- 4) Keep photocopies of all forms for your protection
- 5) Submit completed form to supervisor for approval

Doc 200786

Name Charlotte Sigtler  
 Business Unit 2010188

Date								Total	Account Codes
Business Unit	10/1/09								
	2010188								
Meals							\$0.00	6200	
Hotel ( room, tax, phone calls)							\$0.00	6185	
Mileage Driven									
Mileage Value @ 0.485	0.00	0.00	0.00	0.00	0.00	0.00	\$0.00	5880	
Airfare (including penalties)	404.85						\$404.85	6185	
Car Rental (including fuel)							\$0.00	6185	
Parking							\$0.00	6185	
Tolls							\$0.00	6185	
Taxi - Limousine							\$0.00	6185	
Entertainment							\$0.00	5825	
Education							\$0.00	5820	
Other: / Rate School registration							\$0.00	5690	
Other:							\$0.00		
Other:							\$0.00		
Other:							\$0.00		
Purpose of the Expense:							Payment Recap		
Business Benefit:							Total of the Front of the Expense Form: \$404.85		
# Days on Business:							Subtract Any Advance: less		
Explanation:							Net Amount Due to the Employee: \$404.85		
							I hereby certify that the above expenditures represent cash spent for legitimate company business only and include no items of a personal nature.		
Authorized Signature:	<u>Bruce J. Hana</u>						Employee Signatures:	<u>Charlotte Sigtler</u>	
Date Authorized:	10/1/2009						Date Signed:	10/1/2009	

RECEIVED  
 OCT 01 2009  
 BY:

OCT 01 2009





)

Faint, illegible text block in the middle-left section of the page.

Faint, illegible text block in the middle-right section of the page.

Vertical strip of faint, illegible text or noise along the bottom right edge of the page.



UTILITIES INC. OF FLORIDA  
100 WEATHERFIELD AVE.  
ALTAMONTE SPRINGS, FL 32714

1345

DATE 7/10/09

PAY TO THE  
ORDER OF

Pinellas County Board of County Commissioners

\$ 5,715

Five Thousand Seven Hundred and Fifteen

DOLLARS

Bank of America



PETTY CASH FUND

NON-NEGOTIABLE

⑆001345⑆

UTILITIES INC. OF FLORIDA  
ALTAMONTE SPRINGS, FL 32714

DETACH AND RETAIN THIS STATEMENT.  
THE ATTACHED CHECK IS IN PAYMENT OF ITEMS DESCRIBED BELOW.  
IF NOT CORRECT, PLEASE NOTIFY US PROMPTLY. NO RECEIPT REQUIRED.

DATE	DESCRIPTION	AMOUNT
7/10/09	Pinellas County SOCC Annual General Payment with Pinellas County	5,715

NON-NEGOTIABLE

**PETTY CASH ACCOUNT  
CHECK REQUEST**

Request Date: 9/8/09 Requested by: Sue DiPasquale

Date Needed: 9/10/09

Check Amount: 57.15

Payable To: Pinellas County Board of County Commissioners  
440 Court Street  
Clearwater, FL 33756

Reason for  
Expenditure: W.O. # \_\_\_\_\_

Annual General Permit with Pinellas County

Other: \_\_\_\_\_

System Name: Mid County, Tierra Verde & UIF-Lake Tarpon  
(if applicable)

- Mail check (address above or attached)  
 Check will be hand delivered – give to \_\_\_\_\_  
 Other instructions

Approved by: \_\_\_\_\_

Check # 1345

Dated: 9/10/09

Recorded: WHL

**BOARD OF COUNTY  
COMMISSIONERS**

Nancy Bostock  
Neil Brickfield  
Calvin D. Harris  
Susan Latvala  
John Moroni  
Karen Williams Seel  
Kenneth T. Welch



September 1, 2009

Mr. Patrick C. Flynn  
Regional Director  
Utilities Incorporated of Florida  
200 Weathersfield Ave  
Altamonte Springs, FL 32714

Re: Annual General Permit Renewal

Dear Mr. Flynn:

Enclosed is your renewal package for your Annual General Permit with Pinellas County. All standards have remained the same as last year. Our fees have remained the same as last year. If you would like to renew this permit, please sign under "Permittee" on the bottom of page 2 of the permit, submit your check in the amount of \$57.15 payable to Pinellas County Board of County Commissioners and return to us as soon as possible.

If you have any questions please feel free to contact Lora Strong at (727) 464-3394.

Sincerely,

  
James S. Cannon  
Public Works Engineering Supervisor  
Public Works Regulatory Services

Enclosures

UTILITIES INC. OF FLORIDA  
200 WEATHERSFIELD AVE.  
ALTAMONTE SPRINGS, FL 32714

1346

DATE

*11/16/00*



PAY TO THE  
ORDER OF

*Operating*

\$ *1,100.00*

*One thousand seven hundred and no/100*

DOLLARS

Bank of America



PETTY CASH FUND

NON-NEGOTIABLE

#001346#



UTILITIES INC. OF FLORIDA  
ALTAMONTE SPRINGS, FL 32714

DETACH AND RETAIN THIS STATEMENT  
THE ATTACHED CHECK IS IN PAYMENT OF ITEMS DESCRIBED BELOW  
IF NOT CORRECT, PLEASE NOTIFY US PROMPTLY. NO RECEIPT DESIRED

DATE	DESCRIPTION	AMOUNT
<i>11/16/00</i>	<i>Operating</i>	<i>1,100.00</i>

NON-NEGOTIABLE

PETTY CASH ACCOUNT  
CHECK REQUEST

Request Date: 9/15/09 Requested by: Karen

Date Needed: 9/15/09

Check Amount: \$97.00

Payable To: Parents

Reason for Expenditure: W.O. # \_\_\_\_\_

Other: 2010188

System Name: \_\_\_\_\_  
(if applicable)

- Mail check (address above or attached)
- Check will be hand delivered - give to Aun
- Other instructions \_\_\_\_\_

Approved by: [Signature]

Check # 1346 Dated: 9/15/09 Recorded: [Signature]

Panera Bread  
Cafe 3318  
200 State Rd.  
Altamonte Springs, FL 32714  
Phone: 407-831-3741  
Fax: 407-831-7602

9/15/2009 5:24:53 AM  
Order: 309679 Cashier: Curtis  
7 SAND BOX 51.53  
7 ASIAGO RB  
7 COOKIE CHOC CHIP  
7 INDIVIDUAL SODA 13.93  
1 DELIVRY CHRG 15.00  
1 10% Dfscunt - 7.55  
SubTotal 82.91  
Tax 5.81  
Total 88.72

Cash  
TIP 88.72  
6.88

TELL US HOW WE ARE DOING 97.60  
AND YOU MAY WIN \$2000  
GO TO [WWW.PANERASURVEY.COM](http://WWW.PANERASURVEY.COM)  
OR CALL 1-877-487-8436  
WITHIN 48 HOURS/ MONTHLY DRAWING  
RULES AT [WWW.PANERASURVEY.COM](http://WWW.PANERASURVEY.COM)

Via Delivery  
Your Order Number is: 378  
Customer: R ANNE  
Pickup Date: 9/15/2009  
Pickup Time: 11:30:00 AM

UTILITIES INC. OF FLORIDA  
200 WEATHERFIELD AVE.  
ALTAMONTE SPRINGS, FL 32714

1347

PAY TO THE  
ORDER OF

DATE

\$

DOLLARS

Bank of America



PETTY CASH FUND

⑆001347⑆

UTILITIES INC. OF FLORIDA  
ALTAMONTE SPRINGS, FL 32714

**DETACH AND RETAIN THIS STATEMENT**  
THE ATTACHED CHECK IS IN PAYMENT OF ITEMS DESCRIBED BELOW.  
IF NOT CORRECT, PLEASE NOTIFY US PROMPTLY. NO RECEIPT DESIRED.

DATE	DESCRIPTION	AMOUNT
<h1>VOID</h1>		

UTILITIES INC. OF FLORIDA  
200 WEATHERFIELD AVE.  
ALTAMONTE SPRINGS, FL 32714

1348

DATE 9 29 09

PAY TO THE  
ORDER OF

Mazols Carpet Care

\$ 600.00

DOLLARS

Bank of America

PETTY CASH FUND

NON-NEGOTIABLE

⑆001348⑆

UTILITIES INC. OF FLORIDA  
ALTAMONTE SPRINGS, FL 32714

DETACH AND RETAIN THIS STATEMENT  
THE ATTACHED CHECK IS IN PAYMENT OF ITEMS DESCRIBED BELOW  
IF NOT CORRECT, PLEASE NOTIFY US PROMPTLY. NO RECEIPT DESIRED

DATE	DESCRIPTION	AMOUNT
9/22/09	Alt. office Carpet cleaning	600.00

NON-NEGOTIABLE



**PETTY CASH ACCOUNT  
CHECK REQUEST**

Request Date: 9/22/09 Requested by: Ann Rapani

Date Needed: 9/22/09

Check Amount: 600.00

Payable To: Mazol Carpet Care

Reason for  
Expenditure:

W.O. # \_\_\_\_\_

Reason for  
Expenditure

Other: Alt. office Carpet Cleaning


System Name:  
(if applicable)

855/00 / P. Flynn

Mail check (address above or attached)

Check will be hand delivered - give to Chris Mazol

Other instructions \_\_\_\_\_

Approved by: 

Check # 1348

Dated: 09/22/09

Recorded: 









UTILITIES, INC. OF FLORIDA  
200 WEATHERSFIELD AVE.  
ALTAMONTE SPRINGS, FL 32714

1345

DATE 7/10/09

PAY TO THE ORDER OF Dallas County Board of County Commissioners \$ 577.15

Fifty Seven + 1/100 DOLLARS



PETTY CASH FUND

*[Signature]*

NON-NEGOTIABLE

⑈001345⑈

UTILITIES INC. OF FLORIDA  
ALTAMONTE SPRINGS, FL 32714

**DETACH AND RETAIN THIS STATEMENT**  
THE ATTACHED CHECK IS IN PAYMENT OF ITEMS DESCRIBED BELOW  
IF NOT CORRECT, PLEASE NOTIFY US PROMPTLY. NO RECEIPT DESIRED

DATE	DESCRIPTION	AMOUNT
7/10/09	Dallas County BOCC Annual General Pmt + with Dallas County	577.15

NON-NEGOTIABLE

1345

UTILITIES INC. OF FLORIDA  
200 WEATHERSFIELD AVE.  
ALTAMONTE SPRINGS, FL 32714

DATE 7/10/07

PAY TO THE ORDER OF Pinellas County Board of County Commissioners \$ 57.15

Fifty seven & 15/100 DOLLARS



PETTY CASH FUND

NON-NEGOTIABLE

⑈001345⑈

UTILITIES INC. OF FLORIDA  
ALTAMONTE SPRINGS, FL 32714

DETACH AND RETAIN THIS STATEMENT  
THE ATTACHED CHECK IS IN PAYMENT OF ITEMS DESCRIBED BELOW  
IF NOT CORRECT, PLEASE NOTIFY US PROMPTLY. NO RECEIPT DESIRED

DATE	DESCRIPTION	AMOUNT
9/10/07	Pinellas County BOCC Annual General Pmt + with Pinellas County	557.15

NON-NEGOTIABLE

**BOARD OF COUNTY  
COMMISSIONERS**

Nancy Bostock  
Neil Brickfield  
Calvin D. Harris  
Susan Latvala  
John Morroni  
Karen Williams Seel  
Kenneth T. Welch



September 1, 2009

Mr. Patrick C. Flynn  
Regional Director  
Utilities Incorporated of Florida  
200 Weathersfield Ave  
Altamonte Springs, FL 32714


Re: Annual General Permit Renewal

Dear Mr. Flynn:

Enclosed is your renewal package for your Annual General Permit with Pinellas County. All standards have remained the same as last year. Our fees have remained the same as last year. If you would like to renew this permit, please sign under "Permittee" on the bottom of page 2 of the permit, submit your check in the amount of \$57.15 payable to Pinellas County Board of County Commissioners and return to us as soon as possible.

If you have any questions please feel free to contact Lora Strong at (727) 464-3394.

Sincerely,

  
James S. Cannon  
Public Works Engineering Supervisor  
Public Works Regulatory Services

Enclosures

PLEASE RECYCLE  
100% Recycled Paper  
Printed on Recycled Paper  
Pinellas County  
www.pinellascounty.org





UTILITIES INC. OF FLORIDA  
200 WEATHERSFIELD AVE.  
ALTAMONTE SPRINGS, FL 32714

1346

DATE

7/11/07



PAY TO THE  
ORDER OF

*Handwritten name*

\$ 177.00

*Handwritten amount*

DOLLARS

Bank of America



PETTY CASH FUND

NON-NEGOTIABLE

⑈001346⑈



UTILITIES INC. OF FLORIDA  
ALTAMONTE SPRINGS, FL 32714

**DETACH AND RETAIN THIS STATEMENT**  
THE ATTACHED CHECK IS IN PAYMENT OF ITEMS DESCRIBED BELOW  
IF NOT CORRECT, PLEASE NOTIFY US PROMPTLY. NO RECEIPT DESIRED

DATE	DESCRIPTION	AMOUNT
<i>7/11/07</i>	<i>Handwritten description</i>	<i>177.00</i>

NON-NEGOTIABLE

AR

**PETTY CASH ACCOUNT  
CHECK REQUEST**

Request Date: 9/15/09 Requested by: Karen

Date Needed: 9/15/09

Check Amount: \$97.00

Payable To: Parents

Reason for Expenditure: W.O. # \_\_\_\_\_

Other: 2010188

System Name: \_\_\_\_\_  
(if applicable)

- Mail check (address above or attached)
- Check will be hand delivered - give to Ann
- Other instructions \_\_\_\_\_

Approved by: [Signature]

Check # 1346 Dated: 9/15/09 Recorded: [Signature]

UTILITIES INC. OF FLORIDA  
200 WEATHERSFIELD AVE.  
ALTAMONTE SPRINGS, FL 32714

1348

DATE Feb 11 1999

PAY TO THE ORDER OF Company \$ 17.00

Water even chd 17.00 DOLLARS



PETTY CASH FUND

NON-NEGOTIABLE

⑆001348⑆

UTILITIES INC. OF FLORIDA  
ALTAMONTE SPRINGS, FL 32714

**DETACH AND RETAIN THIS STATEMENT**  
THE ATTACHED CHECK IS IN PAYMENT OF ITEMS DESCRIBED BELOW.  
IF NOT CORRECT, PLEASE NOTIFY US PROMPTLY. NO RECEIPT DESIRED.

DATE	DESCRIPTION	AMOUNT
<u>7/11/99</u>	<u>Water</u>	<u>17.00</u>

NON-NEGOTIABLE

19924

Panera Bread  
Cafe 3316  
200 State Rd.  
Altamonte Springs, FL 32714  
Phone: 407-831-3741  
Fax: 407-831-7602

9/15/2009 5:24:53 AM  
Order: 309678 Cashier: Curtis  
7 SAND BOX 61.53  
7 ASIAGO RB  
7 COOKIE CHOC CHIP  
7 INDIVIDUAL SODA 13.93  
1 DELIVRY CHRG 15.00  
1 10% Discount - 7.55  
SubTotal 82.91  
Tax 5.81  
Total 88.72

Cash 88.72

TIP

~~88.72~~

97.60

TELL US HOW WE ARE DOING

AND YOU MAY WIN \$2000

GO TO [WWW.PANERASURVEY.COM](http://WWW.PANERASURVEY.COM)

OR CALL 1-877-467-8436

WITHIN 48 HOURS/ MONTHLY DRAWING  
RULES AT [WWW.PANERASURVEY.COM](http://WWW.PANERASURVEY.COM)

Via Delivery

Your Order Number is: 378

Customer: R ANNE

Pickup Date: 9/15/2009

Pickup Time: 11:30:00 AM

**Clarke American.**

*Transacting America's Business*

UTILITIES INC. OF FLORIDA  
200 WEATHERSFIELD AVE.  
ALTAMONTE SPRINGS, FL 32714

1347

PAY TO THE  
ORDER OF

DATE

\$

DOLLARS

Bank of America



PETTY CASH FUND

⑈001347⑈

**DETACH AND RETAIN THIS STATEMENT**

THE ATTACHED CHECK IS IN PAYMENT OF ITEMS DESCRIBED BELOW  
IF NOT CORRECT, PLEASE NOTIFY US PROMPTLY. NO RECEIPT DESIRED

DATE	DESCRIPTION	AMOUNT
	VOID	

UTILITIES INC. OF FLORIDA  
200 WEATHERSFIELD AVE.  
ALTAMONTE SPRINGS, FL 32714

1348

DATE 9/22/09



PAY TO THE ORDER OF Mazal's Carpet Care \$ 600.00

Six hundred and 00/100 DOLLARS



PETTY CASH FUND

NON-NEGOTIABLE

⑈001348⑈



UTILITIES INC. OF FLORIDA  
ALTAMONTE SPRINGS, FL 32714

DETACH AND RETAIN THIS STATEMENT  
THE ATTACHED CHECK IS IN PAYMENT OF ITEMS DESCRIBED BELOW  
IF NOT CORRECT, PLEASE NOTIFY US PROMPTLY. NO RECEIPT DESIRED

DATE	DESCRIPTION	AMOUNT
9/22/09	Alt. office Carpet cleaning.	600.00

NON-NEGOTIABLE

UTILITIES INC. OF FLORIDA

200 W. GIBBS FIELD AVE  
ALTAMONTE SPRINGS, FL 32714

1348

DATE 9 23 09

PAY TO THE ORDER OF

Mazols Carpet Care

\$ 600.00

Six hundred and 00/100

DOLLARS

Bank of America



PETTY CASH FUND

NON-NEGOTIABLE

⑆001368⑆

UTILITIES INC. OF FLORIDA  
ALTAMONTE SPRINGS, FL 32714

DETACH AND RETAIN THIS STATEMENT  
THE ATTACHED CHECK IS IN PAYMENT OF ITEMS DESCRIBED BELOW  
IF NOT CORRECT, PLEASE NOTIFY US PROMPTLY. NO RECEIPT DESIRED

DATE	DESCRIPTION	AMOUNT
9/23/09	Alt office Carpet cleaning	600.00

NON-NEGOTIABLE

# INVOICE

498176

SOLD TO Utilities, INC. OF Florida		SHIP TO MAZOL'S Carpet Care			
ADDRESS 200 Weatherfield Ave		ADDRESS 1313 Bob Cat Ct.			
CITY, STATE, ZIP Alt Sps. 32714		CITY, STATE, ZIP Apopka, FL 32712 - 4074679684			
CUSTOMER ORDER NO.	SOLD BY	TERMS	F.O.B.	DATE 9-22-09	
ORDERED	SHIPPED	DESCRIPTION	PRICE	UNIT	AMOUNT
		Pre-Treat, Dip, and Steam Clean Carpets All carpet Areas			600.00
→					
Thanks For your BUSINESS					
<i>Robert D. Lynn</i>					
					600.00

5840

pd #  
1348



DEPOSIT TICKET

DATE: 9/29/09

DATE	CURRENCY	DOLLARS	CENTS
	COINS		
	CHECKS LIST EACH SEPARATELY	188	07
1			
2			
3			
4			
5			
6			
7			
8			
9			
10			
11			
12			
13			
14			
15			
16			
17			
18			
19			
20			
21			
22			
23			
	TOTAL	188	07

TOTAL ITEMS 1

CHECKS AND OTHER ITEMS ARE RECEIVED FOR DEPOSIT SUBJECT TO THE PROVISIONS OF THE UNIFORM COMMERCIAL CODE OR ANY APPLICABLE COLLECTION AGREEMENT. DEPOSITS MAY NOT BE AVAILABLE FOR IMMEDIATE WITHDRAWAL.

UTILITIES INC. OF FLORIDA  
200 WEATHERSFIELD AVE.  
ALTAMONTE SPRINGS, FL 32714

Bank of America



Deposit

188.07

Patty Cash

CHECK NO. 775086

Check No. - 775086  
Check Date - 9/24/2009

Stub 1 of 1

INVOICE	DATE	SUPPLIER	GROSS DISCOUNT	NET AMOUNT
PC-JULY/AUG/09	198850 9/10/2009	UTILITIES, INC OF FLOR	188.07	188.07
			188.07	188.07

TOTAL

Payee: 3000687 UTILITIES, INC OF FLORIDA

WATER SERVICE CORP.

CURRENT BALANCE  
PAID BY CHECK  
DATE PAID  
AMOUNT PAID

OR WOODMAN CHASE BANK N.A.  
Customer Name

NOT VALID  
AFTER 90 DAYS

NO. 775086  
9/24/2009

VENDOR# 3000687 DATE 9/24/2009 NET AMOUNT \*\*\*\*\*188.07

ALL DEPOSITS MUST BE MADE ON OR BEFORE 12/31/09

VOID  
COPY

UTILITIES, INC OF FLORIDA  
200 WEATHERSFIELD AVE.  
ALTAMONTE SPRINGS, FL 32714

3008200



**WYNDHAM  
HOTELS & RESORTS**

Batch 67082

Doc 205911

Wyndham Glenview Suites  
1400 Milwaukee Avenue  
Glenview, IL 60025  
Telephone: (847) 803-9300 Fax: (803) 803-0380

\*Utilities Inc.  
Leslie Stone/Stacy Krugman  
2335 Sanders Road  
Northbrook, IL 60062  
US

Date : 10-19-09

A/R Account Number : 441-UTILITIES

Amount Paid : \$ \_\_\_\_\_

*2010188,2856,00801*

Date	Inv. No.	Bill No.	Description	Debit	Credit	Balance
10-16-09	13991	60736	Dugan, Grace	537.52		537.52
10-16-09	13992	60737	Sightler, Charlotte	398.72		398.72
10-16-09	13993	60738	Sasic, Karen	398.72		398.72
10-16-09	13994	60740	Matthews, Linda	398.72		398.72
<b>Balance Due</b>						<b>1,733.68</b>

Aging Summary :

Up to 30	31 - 60	61 - 90	91 - 120	121 and Over
1,733.68	0.00	0.00	0.00	0.00

OCT 20 2009



**WYNDHAM  
HOTELS & RESORTS**

**Wyndham Glenview Suites**

1400 Milwaukee Avenue  
Glenview, IL 60025  
US

Dugan, Grace  
Arrival : 10-12-09  
Departure : 10-16-09  
Company Name : Utilities Inc.  
\*Utilities Inc.

US

**INVOICE**  
Invoice # : 13991  
Reference # :  
Room No. : 0417  
Page No. : 1 of 1  
Membership No. :  
Conf. No. : 644226  
Cashier No. : 123  
A/R Number : 441-UTILITIES

Date	Description	Reference	Charges	Credits
10-12-09	ROOM CHARGE		89.00	
10-12-09	Occ Tax-State		5.34	
10-12-09	Occ Tax-City		5.34	
10-13-09	ROOM CHARGE		89.00	
10-13-09	Occ Tax-State		5.34	
10-13-09	Occ Tax-City		5.34	
10-14-09	Porter's Grill Open	Room# 0417 : CHECK# 0030580	138.80	
10-14-09	ROOM CHARGE		89.00	
10-14-09	Occ Tax-State		5.34	
10-14-09	Occ Tax-City		5.34	
10-15-09	ROOM CHARGE		89.00	
10-15-09	Occ Tax-State		5.34	
10-15-09	Occ Tax-City		5.34	
<b>Total</b>			<b>537.52</b>	<b>0.00</b>
<b>Balance</b>				<b>537.52</b>

Please contact the Manager about any issues with your stay. Wyndham Hotels and Resorts or affiliates may contact you about goods and services unless you call 888-846-4283 or write to Wyndham Worldwide Hotels, Inc. 1 Sylvan Way, Parsippany, NJ 07054 to opt out. View our Wyndham Hotels and Resorts website about privacy.



Check Detail

Restaurant

302 Raul M

-----  
Tbl 2/1            Chk 580            Gst 1  
                  10/14/09 18:15:29  
-----

1 Miller Lite	4.50
1 Miller Lite	4.50
1 Michelob Ultra	4.50
1 Bud Light	4.50
1 Corona	5.50
1 Kobe Burger	12.00
1 Kobe Burger	12.00
1 Smk Turky club	12.00
1 Chkn Brcht sand	11.00
1 BLT	9.00
1 Milk Reg LD	2.00
1 Diet Coke	2.25
1 Vanilla Ice	3.95
1 Bailey's Ice	3.95
1 Bailey's Ice	3.95
1 Mint Chip Ice	3.95
1 Mint Chip Ice	3.95
1 Miller Lite	4.50
Tax:	7.80

417

417/Dugan

Room Charge            138.80

Charge Tip \$            23.00

-----302 Check Closed-----

-----10/14/09 22:53:57-----



**WYNDHAM  
HOTELS & RESORTS**

**Wyndham Glenview Suites**

1400 Milwaukee Avenue  
Glenview, IL 60025  
US

Sightler, Charlotte  
Arrival : 10-12-09  
Departure : 10-16-09  
Company Name : Utilities Inc.  
\*Utilities Inc.

US

**INVOICE**  
Invoice # : 13992  
Reference # :  
Room No. : 0212  
Page No. : 1 of 1  
Membership No. :  
Conf. No. : 644227  
Cashier No. : 123  
A/R Number : 441-UTILITIES

Date	Description	Reference	Charges	Credits
10-12-09	ROOM CHARGE		89.00	
10-12-09	Occ Tax-State		5.34	
10-12-09	Occ Tax-City		5.34	
10-13-09	ROOM CHARGE		89.00	
10-13-09	Occ Tax-State		5.34	
10-13-09	Occ Tax-City		5.34	
10-14-09	ROOM CHARGE		89.00	
10-14-09	Occ Tax-State		5.34	
10-14-09	Occ Tax-City		5.34	
10-15-09	ROOM CHARGE		89.00	
10-15-09	Occ Tax-State		5.34	
10-15-09	Occ Tax-City		5.34	
<b>Total</b>			<b>398.72</b>	<b>0.00</b>
<b>Balance</b>				<b>398.72</b>

Please contact the Manager about any issues with your stay. Wyndham Hotels and Resorts or affiliates may contact you about goods and services unless you call 888-846-4283 or write to Wyndham Worldwide Hotels, Inc. 1 Sylvan Way, Parsippany, NJ 07054 to opt out. View our Wyndham Hotels and Resorts website about privacy.



**WYNDHAM  
HOTELS & RESORTS**

**Wyndham Glenview Suites**

1400 Milwaukee Avenue  
Glenview, IL 60025  
US

Sasic, Karen

Arrival : 10-12-09  
Departure : 10-16-09  
Company Name : Utilities Inc.  
\*Utilities Inc.

US

**INVOICE**

Invoice # : 13993  
Reference # :  
Room No. : 0416  
Page No. : 1 of 1  
Membership No. : BYR PJ11270601  
Conf. No. : 644225  
Cashier No. : 123  
A/R Number : 441-UTILITIES

Date	Description	Reference	Charges	Credits
10-12-09	ROOM CHARGE		89.00	
10-12-09	Occ Tax-State		5.34	
10-12-09	Occ Tax-City		5.34	
10-13-09	ROOM CHARGE		89.00	
10-13-09	Occ Tax-State		5.34	
10-13-09	Occ Tax-City		5.34	
10-14-09	ROOM CHARGE		69.00	
10-14-09	Occ Tax-State		5.34	
10-14-09	Occ Tax-City		5.34	
10-15-09	ROOM CHARGE		89.00	
10-15-09	Occ Tax-State		5.34	
10-15-09	Occ Tax-City		5.34	
<b>Total</b>			<b>398.72</b>	<b>0.00</b>
<b>Balance</b>				<b>398.72</b>

Please contact the Manager about any issues with your stay. Wyndham Hotels and Resorts or affiliates may contact you about goods and services unless you call 888-848-4283 or write to Wyndham Worldwide Hotels, Inc. 1 Sylvan Way, Parsippany, NJ 07954 to opt out. View our Wyndham Hotels and Resorts website about privacy.



**WYNDHAM  
HOTELS & RESORTS**

**Wyndham Glenview Suites**

1400 Milwaukee Avenue  
Glenview, IL 60025  
US

Matthews, Linda  
Arrival : 10-12-09  
Departure : 10-16-09  
Company Name : Utilities Inc.  
\*Utilities Inc.

US

**INVOICE**  
Invoice # : 13994  
Reference # :  
Room No. : 0205  
Page No. : 1 of 1  
Membership No. :  
Conf. No. : 644228  
Cashier No. : 123  
A/R Number : 441-UTILITIES

Date	Description	Reference	Charges	Credits
10-12-09	ROOM CHARGE		89.00	
10-12-09	Occ Tax-State		5.34	
10-12-09	Occ Tax-City		5.34	
10-13-09	ROOM CHARGE		89.00	
10-13-09	Occ Tax-State		5.34	
10-13-09	Occ Tax-City		5.34	
10-14-09	ROOM CHARGE		89.00	
10-14-09	Occ Tax-State		5.34	
10-14-09	Occ Tax-City		5.34	
10-15-09	ROOM CHARGE		89.00	
10-15-09	Occ Tax-State		5.34	
10-15-09	Occ Tax-City		5.34	
<b>Total</b>			<b>398.72</b>	<b>0.00</b>
<b>Balance</b>				<b>398.72</b>

Please contact the Manager about any issues with your stay. Wyndham Hotels and Resorts or affiliates may contact you about goods and services unless you call 888-948-4283 or write to Wyndham Worldwide Hotels, Inc. 1 Sylvan Way, Parsippany, NJ 07054 to opt out. View our Wyndham Hotels and Resorts website about privacy.

**Toni Federico**

---

**From:** Tom Ostler  
**Sent:** Monday, October 19, 2009 4:59 PM  
**To:** Toni Federico  
**Subject:** FW: Midwest site visits

Toni,

According to Karen the project is 2010188.

Regards,

Tom Ostler  
IT Manager  
Utilities, Inc.

(847) 498-6440 (O)  
(847) 858-8010 (C)  
(847) 498-2066 (F)

---

**From:** Karen Sasic  
**Sent:** Monday, October 19, 2009 4:57 PM  
**To:** Tom Ostler  
**Subject:** RE: Midwest site visits

Hi Tom,

When you came to FL, I booked your hotel to project 2010188. I would use the same for ours...

Thanks,  
Karen



**Karen Sasic • Regional Office Manager**  
Utilities, Inc. and Affiliates • 200 Weathersfield Avenue • Altamonte Springs, FL 32714  
Ph: 407.869.1919 • 800.272.1919 • Fax: 407.869.6961  
[www.uiwater.com](http://www.uiwater.com) • [klsasic@uiwater.com](mailto:klsasic@uiwater.com)

---

**From:** Tom Ostler  
**Sent:** Monday, October 19, 2009 5:51 PM  
**To:** Karen Sasic  
**Subject:** Midwest site visits

Karen,

10/19/2009



Is there a project code that I should be using to book your (and the other ROM's) hotel rooms to?  
Don't know if you should know, but you might know.

Regards,

Tom Ostler  
IT Manager  
Utilities, Inc.

(847) 498-6440 (O)

(847) 858-8010 (C)

(847) 498-2066 (F)

3009569

**EXPENSE REPORT FORM**

- 1) Complete all sections where applicable
- 2) Attach receipts onto separate page, attach to form
- 3) Explain ALL entertainment expenses on the back of form
- 4) Keep photocopies of all forms for your protection
- 5) Submit completed form to supervisor for approval

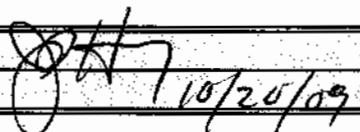

Batch 67206  
 Name \_\_\_\_\_  
 Business Unit 2010188  
 Rec 206478

**Jim Casados**

Date Co / Sub	10/13/09	10/15/09						Total	Account Codes
	Meals	120.15	307.77						
Hotel ( room, tax, phone calls)								\$0.00	6185
Mileage Driven									
Mileage Value @ 0.485								\$0.00	5880
Airfare (including penalties)								\$0.00	6185
Car Rental (including fuel)								\$0.00	6185
Parking								\$0.00	6185
Tolls								\$0.00	6185
Taxi - Limousine								\$0.00	6185
Entertainment								\$0.00	5825
Education								\$0.00	5820
Other: / Rate School registration								\$0.00	5690
Other:								\$0.00	5660
Other:								\$0.00	
Other:								\$0.00	

OCT 21 2009

RECEIVED  
 OCT 21 2009

Purpose of the Expense:	BY: _____	Payment Recap
Business Benefit:		Total of the Front of the Expense Form: \$427.92
# Days on Business:		Subtract Any Advance: less
Explanation: Dinner for ROMs while researching Telephone Systems.		Net Amount Due to the Employee: \$427.92
Authorized Signature: 	Date Authorized: 10/20/09	I hereby certify that the above expenditures represent cash spent for legitimate company business only and include no items of a personal nature.
		Employee Signature: 
		Date Signed: 10/20/09

Date	Amount	Name of Establishment Location	Customer/Company Name Individual Name	Description of Expenses (Purpose, City, Place)
10/13/2009	\$120.15	Johnny's Kitchen & Tap		Appetizers for Dinner (Karen Sasic, Charlotte Sighthler, Linda Matthews,
				Grace Dugan, Jim Casados, Adrienne Krugler, Deb Granite, Toni Federico)
10/15/2009	\$307.77	El Jardin Norte		Dinner (Karen Sasic, Charlotte Sighthler, Linda Matthews, Grace Dugan,
				Jim Casados, Tom Ostler)

**JOHNNY'S  
KITCHEN & TAP**

1740 Milwaukee Ave  
Glenview, IL 60025  
Tel: (847) 699-9999  
Date: Oct 13 '09 07:56PM  
Card Type: visa  
Acct #: XXXXXXXXXXXX1139  
Trans Key: 81A000430952689  
Exp Date: XX/XX  
Auth Code: 035820  
Check: 8192  
Table: 93/1  
Server: 67 PM BAR

Subtotal:

TIP 102.15  
TOTAL 18.00  
120.15

GUEST COPY

**JOHNNY'S  
KITCHEN & TAP**

67 PM BAR  
Tel: 93/1  
Card: 8192  
Exp: 03 09:10PM

**Bar**

- 1 Crab Cakes 9.95
- 1 Calamari Company 12.95
- 1 Stuffed Mush. 8.99
- 1 Onx Fingers 7.95
- 1 Side Mashd 1.50
- 2 Side Fries 1.00
- 6 B-Miller Lite 21.00
- 2 B-Corona 9.50
- 4 B-Bud Light 14.00
- 1 Soda 2.29

Sub Total 102.15  
Tax  
TOTAL DUE

FAZ. (847) 699-9965  
\*\*\* Delivery Available \*\*\*\*  
www.johnnyskitchen.com

THANK YOU

El Jardin  
1831 Tower  
Glenview, IL  
847-729-

Date: 10/15/2009 21:00  
Station: Audio Station

- 2 Guacamole Sml
- 1 Fundido Choriz
- 6 Wabo Blue Marg
- 1 Quesadillas
- 1 Fajitas Steak
- 2 S B Chix
- 1 S B Chick/Spin
- 1 Enchiladas
- 1 Classic Marg
- 7 Lava Lamp
- 1 Sombrero & Fan

Sub Total  
TOTAL  
TOTAL

Bring Back This  
7 Days And G  
WEEKENDS  
And 20% Off  
At  
Not Valid With

**JOHNNY'S  
KITCHEN & TAP**

1740 Milwaukee Ave  
Glenview, IL 60025  
Tel: (847) 699-9999

Date: Oct 13 '09 07:56PM  
Card Type: Visa  
Acct #: XXXXXXXXXXXXX1139  
Trans Key: BIA000430952689  
Exp Date: XX/XX  
Auth Code: 035620  
Check: 8192  
Table: 93/1  
Server: 87 PR BAR

Subtotal: 102.15

TIP 18.00

TOTAL 120.15

GUEST COPY

**JOHNNY'S  
KITCHEN & TAP**

1740 Milwaukee Ave  
Glenview, IL 60025  
Tel: (847) 699-9999

87 PR BAR  
Tab: 93/1  
Check: 8192  
Date: Oct 13 '09 08:10PM  
Gst: 0

**Bar**

1 Crab Cakes	9.95
1 Calamari Combo	12.95
1 Fried Mush.	2.95
1 Oak Fingers	7.95
1 Side Mash'd	3.50
2 Oak Fingers	7.00
6 St-Miller Lite	21.00
2 B-Corona	8.50
4 B-Bud Light	14.00
1 Soda	2.25

Sub Total 77.05  
Tax 5.12  
TOTAL DUE 102.15

CALL (847) 699-9965  
\*\*\* Delivery Available \*\*\*\*  
www.johnnyskitchen.com

THANK YOU

El Jardin Norte  
1831 Tower Drive  
Glenview, IL 60025  
847-729-9888

Date: 10/15/2009 21:00  
Station: Audio Station  
Tab: Table 43  
Server: Abel

2 Guacamole Sm	15.90
1 Fundido Choriz	8.25
6 Wabo Blue Marg	48.00
1 Quesadillas	9.95
1 Fajitas Steak	16.95
2 S B Chix	28.50
1 S B Chick/Spin	15.50
1 Enchiladas	12.95
1 Classic Marg	9.50
7 Lava Lamp	64.75
1 Synchro & Ian	6.95

Sub Total 237.20  
Sales Tax 29.13  
TOTAL 266.33  
20% Gratuity 47.44  
TOTAL DUE 313.77

Bring Back This Receipt Within  
7 Days And Get 20% OFF on  
WEEKENDS BREAKFAST  
And 20% Off on Mondays  
All times only  
Not Valid With Any Other Offers

3009559

9/15/2009	12.33	Southwest	Airfare (NZNJVR) - (split equally amongst the 8 east coast companies)	317100-6190
9/15/2009	17.45	Southwest	Airfare (NKKJV7) - (split equally amongst the 8 east coast companies)	317100-6190
<b>SUBTOTAL</b> 0.00 29.78 0.00				
9/15/2009	12.33	Southwest	Airfare (NZNJVR) - (split equally amongst the 8 east coast companies)	300102-6190
9/15/2009	17.45	Southwest	Airfare (NKKJV7) - (split equally amongst the 8 east coast companies)	300102-6190
9/15/2009	2.50	Southwest	Airfare for Mike Miller (NNBJVW)	300102-6190
10/11/2009	49.50	Email to TM on 10/11/09	Mileage - drop off at airport (roundtrip 90 miles @ \$0.55/mile)	300102-6207 5980
<b>SUBTOTAL</b> 0.00 81.78 0.00				
10/11/2009	159.60	Southwest	Airfare (NRN53Q) - DEHEC meeting	900120-6190
10/11/2009	137.00	Southwest	Airfare (NZNJVR) - change in original flight - DEHEC meeting	900120-6190
<b>SUBTOTAL</b> 0.00 296.80 0.00				
10/11/2009	99.00	Southwest	Airfare (NKKJV7) - change in original flight, change of day	800100-6190
9/4/2009	6.36	McDonalds	Late Dinner	800100-6200
9/19/2009	101.97	Office Max	Misc office supplies	800100-6225 5980
9/17/2009	129.99	AT&T	Replacement Bluetooth - fell into tank	800100-5740
9/11/2009	28.00	Butterfields Pancake House	Breakfast meeting - PB and JH	800100-8200
9/8/2009	31.48	Dunkin Donuts	Food	800100-8200
9/5/2009	116.80	Not Indicated	Car Wash	800100-6230 6220
10/2/2009	5.76	McDonalds	Food	800100-8200
10/2/2009	83.00	Maestro Grill	Food for team	800100-8200
10/1/2009	23.38	Dunkin Donuts	Food	800100-8200
9/15/2009	12.50	Southwest	Airfare (NBKJUC) - for Mike Miller	800100-6190
9/15/2009	12.50	Southwest	Airfare (NNBJVW) - for Mike Miller	800100-6190
9/16/2009	20.00	Email to TM on 9/27/09	Morning coffee and misc drinks during the day	800100-8200
9/14/2009	10.00	Email to TM on 9/27/09	Misc drinks during American tour	800100-8200
9/15/2009	11.00	Email to TM on 9/27/09	Misc drinks during Aqua tour	800100-8200
9/17/2009	20.00	Email to TM on 9/27/09	Morning coffee and misc drinks during the day	800100-8200
<b>SUBTOTAL</b> 238.98 124.00 348.76				
10/11/2009	49.50	Email to TM on 10/11/09	Mileage - drop off work vehicle for Grace Dugan to use while in Northbrook	2010188
10/11/2009	791.20	Southwest	Airfare (N8FCQP) - for Grace Dugan	2010188
<b>SUBTOTAL</b> 0.00 840.70 0.00				
<b>TOTALS</b> \$ 336.36 \$ 2,948.06 \$ 348.76 \$3,633.18 Grand Total				

Signature:

*Kaul Burris*

Date:

10/19/09

Supervisor Signature:

*[Handwritten Signature]*

Date:

**ENTERED**

OCT 21 2009

RECEIVED

OCT 20 2009

Batch

67212

Doc

206707

NAME: PAUL BURRIS

UTILITIES, INC. BUSINESS EXPENSE REPORT

Date	Meals	Travel	Other	Paid To	Description of Expense or Activity, Persons Involved	GA Code
9/18/2009		21.00		Chicago Midway Airport	Parking Fees (split cost 50-50 with UIP rate case)	2009666
9/18/2009		124.89		National Car Rental	Car Rental (split cost 50-50 with UIP rate case)	2009666
9/17/2009	54.00			Studebakers Restaurant	Lunch - PB, CM, DH, and GB	2009666
9/16/2009		4.10		PA Turnpike	Toll fare - site visit	2009666
9/16/2009	18.00			Red Robin	Dinner - site visit	2009666
9/17/2009		79.50		Comfort Inn - Bartonsville	Hotel Room - site visit	2009666
9/16/2009		2.50		Southwest	Airfare (NBKJUC)	2009666
9/14/2009		238.60		Southwest	Airfare (NNM554) (split cost 50-50 with UIP rate case)	2009666
10/11/2009		118.30		Southwest	Airfare (NNGCQD) (split cost 50-25-25 with UIP & Westgate rate cases)	2009666
10/11/2009		56.30		Southwest	Airfare (NHGCDJ) (split cost 50-25-25 with UIP & Westgate rate cases)	2009666
SUBTOTAL	72.00	643.39	0.00		APPLY TO PENN ESTATES RATE CASE #2009666	
9/18/2009		21.00		Chicago Midway Airport	Parking Fees (split cost with Penn Estates rate case)	2009665
9/18/2009	17.00			Coffee Cup Restaurant	Breakfast - site visit, P Burris, C Madison	2009665
9/18/2009	8.38			Burger King	Lunch - site visit	2009665
9/18/2009		1.60		PA Turnpike	Toll fare - site visit	2009665
9/18/2009		124.89		National Car Rental	Car Rental (split cost 50-50 with Penn Estates rate case)	2009665
9/17/2009		139.14		Hampton	Hotel Room - site visit	2009665
9/14/2009		238.60		Southwest	Airfare (NNM554) (split cost 50-50 with Penn Estates rate case)	2009665
10/11/2009		59.65		Southwest	Airfare (NNGCQD) (split cost 50-25-25 with Penn Estates & Westgate rate cases)	2009665
10/11/2009		28.15		Southwest	Airfare (NHGCDJ) (split cost 50-25-25 with Penn Estates & Westgate rate cases)	2009665
SUBTOTAL	25.38	613.03	0.00		APPLY TO UIP RATE CASE #2009665	
10/11/2009		59.65		Southwest	Airfare (NNGCQD) (split cost 50-25-25 with UIP & Penn Estates rate cases)	2010116
10/11/2009		28.15		Southwest	Airfare (NHGCDJ) (split cost 50-25-25 with UIP & Penn Estates rate cases)	2010116
SUBTOTAL	0.00	87.80	0.00		APPLY TO WESTGATE RATE CASE #2010116	
9/15/2009		12.33		Southwest	Airfare (NZNJVR) - (split equally amongst the 8 east coast companies)	286100-6190
9/15/2009		17.45		Southwest	Airfare (NKKJV7) - (split equally amongst the 8 east coast companies)	286100-6190
SUBTOTAL	0.00	29.78	0.00		APPLY TO GREENIDGE #286100	
9/15/2009		12.33		Southwest	Airfare (NZNJVR) - (split equally amongst the 8 east coast companies)	287100-6190
9/15/2009		17.45		Southwest	Airfare (NKKJV7) - (split equally amongst the 8 east coast companies)	287100-6190
SUBTOTAL	0.00	29.78	0.00		APPLY TO PROVINCETON #287100	
9/15/2009		12.33		Southwest	Airfare (NZNJVR) - (split equally amongst the 8 east coast companies)	288100-6190
9/15/2009		17.45		Southwest	Airfare (NKKJV7) - (split equally amongst the 8 east coast companies)	288100-6190
10/11/2009		49.50		Email to TM on 10/11/09	Mileage - drop off at airport (roundtrip 90 miles @ \$0.55/mile)	288100-6297 5980
SUBTOTAL	0.00	76.28	0.00		APPLY TO MARYLAND WATER SERVICE #288100	
9/15/2009		12.33		Southwest	Airfare (NZNJVR) - (split equally amongst the 8 east coast companies)	332100-6190
9/15/2009		17.45		Southwest	Airfare (NKKJV7) - (split equally amongst the 8 east coast companies)	332100-6190
SUBTOTAL	0.00	29.78	0.00		APPLY TO COLCHESTER #332100	
9/15/2009		12.33		Southwest	Airfare (NZNJVR) - (split equally amongst the 8 east coast companies)	315100-6190
9/15/2009		17.45		Southwest	Airfare (NKKJV7) - (split equally amongst the 8 east coast companies)	315100-6190
SUBTOTAL	0.00	29.78	0.00		APPLY TO WINESGATE #315100	
9/15/2009		12.33		Southwest	Airfare (NZNJVR) - (split equally amongst the 8 east coast companies)	316100-6190
9/15/2009		17.45		Southwest	Airfare (NKKJV7) - (split equally amongst the 8 east coast companies)	316100-6190
SUBTOTAL	0.00	29.78	0.00		APPLY TO UT PENNSYLVANIA #316100	

## Leslie Stone

---

**From:** Tacia Marotta  
**Sent:** Monday, October 19, 2009 10:27 AM  
**To:** Leslie Stone  
**Subject:** 10-14-09 Expense Report for Paul - email 1 of 2  
**Attachments:** 10-14-09 PB EXP RPT.pdf; PB RCPTS 10-14-09 (1).pdf

Hi Leslie,

Attached is another expense report for Paul. This one is larger so I have to email the receipts in two batches.

Thank you!

Regards,

Tacia Marotta  
Executive Assistant  
Utilities, Inc.  
Western Regional Office  
1240 E. State Street #115  
Pahrump, NV 89048  
775-727-5941 Phone  
775-727-7879 Fax  
Email: [tlmarotta@uiwater.com](mailto:tlmarotta@uiwater.com)

This message is for the named person's use only. This communication, including any attachments, may contain information that is proprietary, privileged, confidential, including information that is protected under the HIPAA privacy and security rules, or otherwise legally exempt from disclosure. If you are not the named addressee, you are not authorized to read, print, retain, copy or disseminate this message or any part of it. If you have received this message in error, please notify the sender immediately by email and delete all copies of this message



MIDWEST CPS-

Welcome to Dunkin' Donuts/Baskin-Robbins  
Store #340507

1204 S. Milwaukee Ave, Prospect Heights  
10/1/2009 6:37:46 AM  
Eat In

Order Number: 516415

Register:3 Tran Seq No: 516415  
Cashier:Carmina M.  
2 12 Donuts 13.98  
1 6 Muffins 6.99

Sub. Total: \$20.97  
Tax: \$2.41  
Total: \$23.38  
Discount Total: \$0.00

Change \$0.00  
Visa: \$23.38

\*\*\*\*\*

HEY AMERICA!

WANT A FREE DONUT WHEN YOU PURCHASE A  
MEDIUM OR LARGER BEVERAGE?

Go to TELLDUNKIN.COM within

3 days; tell us about your visit.

Enter Validation Code: \_\_\_\_\_

Visit DunkinDonuts.com for  
coupon restrictions.

Franchisee: Please use PLU #201

Thank you, please come again.

MIDWEST CPS.  
free tea

MAESTRO GRILL

500 Anthony Trail  
Northbrook, IL  
Tel: 8472728111  
Check: 34666

Server: Johnny Date: 10/02/2009  
Table: 57 Time: 19:13

VISA  
\*\*\*\*\*6446  
BURRIS/PAUL  
AUTH 074468 ONLINE  
MERCHANT# 9999

SUBTOTAL \$ 70.40

TIP \$ 12.60

TOTAL \$ 83.00

\*\* CUSTOMER COPY \*\*

MCDONALD'S<<0329  
\*\*Thank you & caring, see you soon\*\*  
HAVE A GREAT DAY!!!!  
I'M LOVIN' IT :)

178 LAST CUNDEE RD  
MILLING, IL 60090

THANK YOU

TEL# (847)541-6487

MCDONALD'S

S#1

75 KSH#3 STORE# 329 Oct.02'09(FRI)13:31

1 QTR CHEESE MEAL 3.49  
1 NO CHEESE 1.70  
1 RED SAUCE

360 LOTS 5.19  
TAX 0.57

5.76

TAX TOTAL 20.00

14.24

CHANGE

MIDWEST CPS - Trick Clean

900 North Kinzie  
Bradley, IL 60915  
815-936-6278

Car# SAFETR-OS

WashCashier1, 09/05/09, 12 + PM  
Shift 1, Emp1 162, Sale # 11677630208

1 Express Wax 54.95  
1 Misc Express Disc -10.00  
1 Misc Express Disc -23.95  
1 Ultimate Wash Card 95.80  
(Ultimate Wash Ca,Bal: 5)

Subtotal 116.80  
Sales Tax 0.00  
Total 116.80

Visa x3632 116.80  
(Sale Appr #031088)

Your wash service advisor was Yarno,  
Alexander, #175.

Thank you for purchasing a wash today.  
Please Present this receipt by  
09/19/2009 to receive \$2.00 Off Any  
Wash!

MIDWEST CPS

Welcome to Dunkin' Donuts/Baskin-Robbins  
Store #340507  
1204 S. Milwaukee Ave, Prospect Heights  
9/8/2009 6:52:55 AM

Eat In

Order Number: 500173

Register:3 Tran Seq No: 500173  
Cashier:Alex D.  
1 HamEggChz Crsnt 2.89  
1 BcnEggChz Crsnt 2.89  
1 4 Muffins 5.49  
2 Muffin 2.98  
2 12 Donuts 13.98

Sub. Total: \$28.23  
Tax: \$3.25  
Total: \$31.48  
Discount Total: \$0.00

Change \$0.00  
Visa: \$31.48

\*\*\*\*\*

HEY AMERICA!

WANT A FREE DONUT WHEN YOU PURCHASE A  
MEDIUM OR LARGER BEVERAGE?

Go to TELLDUNKIN.COM within

3 days; tell us about your visit.

Enter Validation Code: \_\_\_\_\_

Visit DunkinDonuts.com for  
coupon restrictions.

Franchisee: Please use PLU #201

Thank you, please come again.

MIDWEST CPS

BUTTERFIELDS PANCAKE HOUSE AN  
9195 BUNDLES KNOX  
NORTHBROOK IL 60062  
847 285 2388

Merchant ID: 00000  
Term ID: 00392827 Ref #: 000  
Server ID: :

Sale

\*\*\*\*\*6446

VISA Entry Method: Swipe

Amount: \$ 22.00

Tip: 5.6

Total: 28.00

09/11/09 07:31:2

Inv #: 000002 Appr Code: 03885

Apprvd: Online Batch#: 00000

Customer Copy

THANK YOU  
POH - Breakfast  
off site meeting

MIDWEST CPS  
Late Dinner.

HOW WAS YOUR VISIT TODAY?  
YOUR FEEDBACK IS IMPORTANT PLEASE  
CONTACT GENERAL MANAGER BRETT AT  
(219) 663-8268

135 N. MAIN ST  
CROWN POINT, IN 46307

THANK YOU

MCDONALDS 4999 TEL# (219)663-8266

S#1  
36 KS#13  
STORE# 4999

Sep.04'09(Fri)20:54

1 QTR CHEESE MEAL 3.59  
1 CHEESEBURGER 0.35  
1 MED DIET COKE 1.40

SUB TOTAL 5.34  
TAKE OUT TAX 0.42

CASH TENDERED 10.00  
CHANGE 3.64

MIDWEST OPS - REMOVE ONE THAT FILL IN TANK.



at&t

Pottstown  
1100 Town Square Rd., Suite 5 AT&T  
Store  
Pottstown, PA 19465  
(610) 926-9450  
Store No. 3112 Register No. 1

Customer:  
UTILETTES INC  
775-513-7381 (T)

75483 HDS-BLA Q1 MDN BT 129.99  
1 @ 129.99

SUBTOTAL 129.99  
TAX 6.00% 7.80  
TOTAL AMOUNT DUE 137.79  
VISA TENDERED 137.79  
Acct. No. XXXXXXXXXXXX6446  
Auth. No. 030348

CHANGE DUE 0.00

CASHIER: JESSE S



\* X 3 1 1 2 2 8 A 5 B L E 5 \*

09/17/2009 16:01:18  
CUSTOMER COPY

\*\*\* HOW DID WE DO TODAY? \*\*\*

MIDWEST OPS - CONTINUE APPLIES.  
**OfficeMax**

OfficeMax #782  
1190 NORTH KINZIE ROAD  
BRADLEY, IL 60915  
(815) 928-8804

Tell us about your shopping experience and enter to win 1 of 5 prizes. Visit [www.officemax.com/store/survey](http://www.officemax.com/store/survey) to enter and to view the terms and conditions of entering the survey.

**OfficeMax**

882780668256 \$47.99  
HP 98/95 Retail Combo Pack  
829160708447 \$23.99  
HP Ink 98 Bk  
829160708447 \$23.99  
HP Ink 98 Bk

SubTotal \$95.97  
Tax 6.250% \$6.00  
TOTAL \$101.97  
**OfficeMax**  
VISA \$101.97  
Card number: XXXXXXXXXXXX6446  
Authorization 04572B

90540556

0782 00001 92252 2 09/19/09  
00281173 11:41:29 AM

Change Full at [www.officemax.com/reviews](http://www.officemax.com/reviews)  
ORDER BY PHONE 1-877-OFFICEMAX



078200192250001091909003

split 50/50  
VIP Rate card  
Presents Extra card

WELCOME TO CHICAGO MIDWAY AIRPORT  
ECONOMY BLUE/RED  
CUSTOMER SERVICE # 773 838 0743  
Receipt 16012  
09/18/09 18:21 LHMJ AM 62 Taxi# 18099  
09/16/09 12:50 In 09/18/09 18:21 Out  
Tkt# 697404

ECONOMY \$ 42.00  
Total Fee \$ 42.00  
VISA \$ 42.00-  
XXXXXXXXXX6446  
Approval No.: 04728B  
Reference No.: 6000000000006726  
Change Due \$ 0.00  
THANK YOU!

STANDARD PARKING

**BURGER KING** ®  
 #11927  
 8500 Easington Avenue, Terminal D  
 Philadelphia, PA 19153  
 215-492-2366

**ORDER 80**

**EAT IN**

3 CHS BURGER	3.45
MD FRENCH FRY	1.99
LARGE DIET	2.39
-----	
SUBTOTAL	7.83
TAX	0.55
-----	
TOTAL	8.38
CASH	9.00
CHANGE	0.62

OUR GOAL IS YOUR SATISFACTION!  
 TELL US YOUR COMMENTS

WE'RE HERE TO HELP

*VIP - Rate case site visit*

*Lunch*

Fri Sep 18 01:05 PM T=01L I=2 C=128

**NATIONAL CAR RENTAL**

RA 915370869 Inv 90013961651  
 Rental 18-SEP-2009 05:17 PM  
 PHILADELPHIA ARPT  
 Return 18-SEP-2009 11:51 AM  
 PHILADELPHIA ARPT

PAUL D BURRIS  
 Vehicle # AH101260  
 Model 300 TOUC  
 Class Driven LDAR Class Charged ICAR  
 License# T012167738 State/Province PA  
 M/Kms Driven 256  
 M/Kms Out 141  
 M/Kms In 397

Charges	No Unit	Price	Amount
T & R	2 Days	76.00	156.00*
UNLIM M/KM	0 M/Kms		0.00*
FSD	1 Rental	47.52	47.52
AP CONCESSION FEE RECON			22.61*
TRANS ASSISTANCE TAX			4.00
VEH RENTAL TAX @2.000 %			3.57
SALES TAX @7.000 %			12.50
VEH RENTAL TAX @2.000 %			3.57

Total Charges USD 249.77

Paid By AMEX 1000 -249.77

Amount Due USD 0.00

\* Taxable Items  
 Subject to Audit  
 Your Emerald Club Number is 786155852  
 Emerald Club rental credits will be  
 posted within 24 hours  
 Customer service Number 1-800-468-3334

*SPLIT 50/50*  
*VIP Rate case*  
*PEVE Rate case*  
*SITE VISIT lunch*



**PA TURNPIKE FARE RECEIPT**  
**PLAZA 326 VALLEY FORGE**

DATE	TIME	COLL	TRAM	ENTRY
09/18/09	11:15	3044	6881	312
LANE	CLASS	TP	UO	PAID
10	1	CA		\$1.50

ROADWAY AND WEATHER: 1-866-976-8747  
 CUSTOMER ASSISTANCE CENTER: 1-800-331-3414  
 E-ZPASS: 1-877-736-6727

WWW.PATURNPIKE.COM

*VIP RATE CASE - toll*  
*site visit*

~~SPLIT 3~~  
*VIP Rate case*  
*PB/cm - breakfast*  
*site visit*

COFFEE CUP RESTAURANT  
 610-268-9938  
 DATE 09/18/2009 FRI TIME 07:10

PLUS T1	\$5.45
PLUS T1	\$4.45
PLUS T1	\$1.43
PLUS T1	\$1.43
TAX1	\$0.77
TOTAL	\$13.53
CASH	\$13.53
CLERK 1	

423493 00000  
*TIP 3.47*  
 17.00

Penn Estates Rate Care  
SITE VISIT Lunch.

96km  
DH/GS  
09/17

STUDEBAKERS RESTAURANT  
ROUTE 611  
STROUDSBURG, 1836093

13:25:44

Merchant ID: 000000003810587  
Terminal ID: 00812730  
825581249885

CREDIT CARD

VISA SALE

CARD # XXXXXXXXXXXXXXX6446  
INVOICE 000001  
Batch #: 000983  
SERVER 0116  
Approval Code: 063368  
Entry Method: Swiped  
Approved: Online

PRE-TIP AMT \$46.43  
TIP 7.57  
TOTAL AMOUNT 54.00

CUSTOMER COPY

Thank you for dining with us.  
Your Server was: Patricia

Penn Estates Rate Care  
Fred

0167

Server: JAMIE S Rec: 85  
09/16/09 20:29, Swiped T: 502 Term: 5

RED ROBIN Stroudsburg

( )  
MERCHANT #:

CARD TYPE ACCOUNT NUMBER  
VISA XXXXXXXXXXXXXXX6446

Name: PAUL BURRIS  
OO TRANSACTION APPROVED  
AUTHORIZATION #: 083238  
Reference: 091601D000167  
TRANS TYPE: Credit Card SALE

CHECK: 15.14  
TIP: 2.86  
TOTAL: 18.00



PHONE: ( )  
\*\*\*Duplicate Copy\*\*\*

CARDHOLDER WILL PAY CARD ISSUER ABOVE  
AMOUNT PURSUANT TO CARDHOLDER AGREEMENT  
SIGN ONE COPY & KEEP A COPY FOR  
YOUR RECORDS

PENN ESTATES RATE CARE

TOLL FOR SITE VISIT.

WWW.PATURNPIKE.COM

E-PASS: 1-877-736-6727

CUSTOMER ASSISTANCE CENTER: 1-800-391-3414

ROADWAY AND WEATHER: 1-866-976-8747

DATE 09/16/09 TIME 19:05 COLL TRAM ENTRY  
CLASS I FP CA PAID  
\$4.10

PATURNPIKE FARE RECEIPT  
PLAZA 074 MAHONING VAL.



BY CHOICE HOTELS

**COMFORT INN - BARTONSVILLE (PA402)**

PO BOX 184, ROUTE 611  
BARTONSVILLE, PA 18321 USA  
Phone: (570) 476-1500  
Fax: (570) 476-0986  
gm.pa402@choicehotels.com

Account: PA402 - 204589

Date: 09/17/09

Page: 1 of 1

Room: 205

Arrival Date: 09/16/09 20:28

Departure Date: 09/17/09 08:06

Frequent Traveler ID:

You were checked out by: BCA

You were checked in by: LAKE

BURRIS, PAUL  
360 ROCK CREEK RD.  
MANTENO, IL 60950 US

Post Date	Description	Comment	Amount
09/16/09	ROOM CHARGE	#205 BURRIS, PAUL	71.98
09/16/09	safe w/td warranty	safe w/td warranty	1.00
09/16/09	TAX FOR IN ROOM SAFE	TAX FOR IN ROOM SAFE	0.06
09/16/09	STATE TAX	STATE TAX	4.32
09/16/09	COUNTY TAX	COUNTY TAX	2.18
09/17/09	VISA	VISA Acct: *****3832	-79.50
Balance Due:			0.00

If payment is by credit card, I agree to pay the above total charge amount according to the card issuer agreement.

*PENN ESTATE RATE CASE  
SITE VISIT*

Date	Description	Company	Amount	comments
	Transportation to Midway Morning coffee and misc drinks	West Ops		tecia please look up past mileage and plug in 90miles roundtrip @ \$0.55/mile
18-Sep	during the day	Midwest ops	\$20.00	
14-Sep	Misc drinks during American tour	Indiana cost center	\$10	
15-Sep	Misc drinks during Aqua tour	Indiana cost center	\$10	
2-Sep	Parking in Las Vegas for meeting Morning coffee and misc drinks	UICN	\$20	
17-Sep	during the day Misc Airport short term parking while picking up Laura/ Lisa /	Midwest ops	\$20.00	
22-Sep	Larry Misc tips and parking for Town	West Ops	\$20.00	Multiple visits during last month
21-Sep	hall	West Ops	\$15	
30-Sep	Transportation to Midway	West Ops		tecia please look up past mileage and plug in

Attachment to  
Paul's email  
on 9/27/09

**Tecia Marotta**

**From:** Paul Burris  
**Sent:** Sunday, September 27, 2009 6:11 PM  
**To:** Tecia Marotta  
**Subject:** FW: Expense report  
**Follow Up Flag:** Follow up  
**Flag Status:** Completed  
**Attachments:** MISC.xls

Added one more

*Paul Burris*  
*Regional Vice President*  
*Utilities Inc.*

*Office Phone 775-727-5941*  
*Cellular 775-513-7381*  
*Fax 775-727-7879*

*Email [pdburris@uiwater.com](mailto:pdburris@uiwater.com)*

This message is for the named person's use only. This communication, including any attachments, may contain information that is proprietary, privileged, confidential, including information that is protected under the HIPAA privacy and security rules, or otherwise legally exempt from disclosure. If you are not the named addressee, you are not authorized to read, print, retain, copy or disseminate this message or any part of it. If you have received this message in error, please notify the sender immediately by email and delete all copies of this message

**From:** Paul Burris  
**Sent:** Sunday, September 27, 2009 6:00 PM  
**To:** Tecia Marotta  
**Subject:** Expense report

Tecia,

I will give Wendy my folder of receipts when I leave Reno Wednesday.

On top of what is in the envelope the items in the attached excel should be included as well

*Paul Burris*  
*Regional Vice President*  
*Utilities Inc.*

*Office Phone 775-727-5941*  
*Cellular 775-513-7381*  
*Fax 775-727-7879*

*Email [pdburris@uiwater.com](mailto:pdburris@uiwater.com)*

This message is for the named person's use only. This communication, including any attachments, may contain information that is proprietary, privileged, confidential, including information that is protected under the HIPAA privacy and security rules, or otherwise legally



**Tecia Marotta**

**From:** Paul Burris  
**Sent:** Monday, October 12, 2009 6:05 PM  
**To:** Tecia Marotta  
**Subject:** FW: Ticketless Confirmation - DUGAN/GRACE ANN - N8FCQP


Charge to 2010188

*Paul Burris  
Regional Vice President  
Utilities Inc.*

*Office Phone 775-727-5941  
Cellular 775-513-7381  
Fax 775-727-7879*

Email: [pdburris@uiwater.com](mailto:pdburris@uiwater.com)

**From:** Southwest Airlines [mailto:SouthwestAirlines@luv.southwest.com]  
**Sent:** Sunday, October 11, 2009 1:32 PM  
**To:** Paul Burris  
**Subject:** Ticketless Confirmation - DUGAN/GRACE ANN - N8FCQP



Receipt and Itinerary as of 10/11/09 3:32 PM

**Confirmation Number  
N8FCQP**



Confirmation Date: 10/11/09  
Received: WN/PAUL BURRIS BY ICBM

**Be prepared when you get there!**  
Consult Travel Guide for relevant  
tips from real travelers.

**Passenger Information**

Passenger Name	Account Number	Ticket#	Expiration <sup>1</sup>
DUGAN/GRACE ANN	- None Entered -	5262159086980	10/11/10

<sup>1</sup> All travel involving funds from this Confirmation Number must be completed by the expiration date.

**Itinerary**

**Depart:** LAS VEGAS NV to CHICAGO MIDWAY *Travel Time: 3 hrs 40 mins*

Date	Flight	Routing Details
Mon Oct 12	# 3807	Depart LAS VEGAS NV (LAS) at 4:20 PM Arrive in CHICAGO MIDWAY (MDW) at 10:00 PM

**Return:** CHICAGO MIDWAY to LAS VEGAS NV *Travel Time: 3 hrs 55 mins*

Date	Flight	Routing Details
Fri Oct 16	# 0313	Depart CHICAGO MIDWAY (MDW) at 6:25 PM Arrive in LAS VEGAS NV (LAS) at 8:20 PM

**Cost and Payment Summary**

Base Fare	\$716.26
+ Excise Taxes	\$53.72
<b>Advertised Fare</b>	<b>\$770.00</b>
+ Segment Fee	\$7.20
+ Passenger Facility Fee	\$9.00
+ Security Fee <sup>1</sup>	\$5.00
<b>Total Payment:</b>	<b>\$791.20</b>

<sup>1</sup>Security Fee is the government-imposed September 11th Security Fee.

Current payment(s)  
10/11/09 Visa XXXXXXXXXXXXX3632 \$791.20

**Fare Rule(s)**

All travel involving funds from this Confirmation Number must be completed by the expiration date. Any change to this itinerary may result in a fare increase.

**Fare Calculation:**

LAS WN CHI358.14YL WN LAS358.14YL 716.28 END ZPLASMDW XFLAS4.5MDW4.5 AY5.00\$LAS2.50 MDW2.50

**Important Checkin Requirement**

Passengers who do not obtain a boarding pass and are not present and available for boarding in the departure gate area at least ten minutes prior to scheduled departure time may have their reserved space cancelled and will not be eligible for denied boarding compensation.

**Southwest Airlines Co. Notice of Incorporated Terms**

Air transportation by Southwest Airlines is subject to Southwest Airlines' Passenger Contract of Carriage, the terms of which are incorporated by reference.

Notice of Incorporated Terms



**Additional Information for Travelers**

**Tecia Marotta**

---

**From:** Paul Burris  
**Sent:** Sunday, October 11, 2009 2:43 PM  
**To:** Tecia Marotta  
**Subject:** expense report

Tecia,

10/12/09 - 49.50 Drop off my work vehicle at Midway so Grace did not have to rent car while in NBK - Charge to #2010188 *90 miles round trip @ \$0.55/mile*

Use what you normal use for mileage when I get dropped off at Midway

10-14-09 49.50 Paul picked taken to Midway Charge to Montague

10-17-09 49.50 Paul picked up from Midway - Charge to Maryland water service

*Paul Burris  
Regional Vice President  
Utilities Inc.*

*Office Phone 775-727-5941  
Cellular 775-513-7381  
Fax 775-727-7879*

Email: [pdburris@uiwater.com](mailto:pdburris@uiwater.com)

10/13/2009



411 POTTSTOWN PARK  
LIONVILLE, PA 19341

TELEPHONE 610-363-5555

FAX 610-363-4969

UIP RATE CASE  
SITE VISIT

official sponsor U.S. Olympic Team



BURRIS, PAUL 360 ROCK CREEK DR MANTENO, IL 60850 US	name address	room number: 301/KXTD	arrival date: 9/17/2009 4:27:00PM
		departure date: 9/18/2009	adult/child: 1/0 room rate: 129.00

If the debit/credit card you are using for check-in is attached to a bank or checking account, a hold will be placed on the account for the full anticipated dollar amount to be used to the hotel including estimated incidentals, through your date of check-out and such funds will not be released for 72 business hours from the date of check-out or longer at the discretion of your financial institution.	RATE PLAN: LV2 HH#: 658870493 DIAMOND AL: WN #00001066865321 BONUS AL: CAR
--	---

CONFIRMATION NUMBER: 81664917  9/18/2009 PAGE 1	Rates subject to applicable sales, occupancy or other taxes. Please do not leave any money or items of value unattended in your room. A safety deposit box is available for you in the lobby. I agree that my liability for this bill is not waived and agree to be held personally liable in the event that the indicated person, company or association fails to pay for any part of the full amount of these charges. I have requested immediate delivery of USA TODAY. If refused, a credit will be applied to my account. In the event of an emergency, I or someone in my party, require special evacuation due to a physical disability. Please indicate yes by checking here <input type="checkbox"/> signature:
---	---

date	reference	description	amount
9/17/2009	798946	GUEST ROOM	\$129.00
9/17/2009	798946	ROOM TAXES	\$10.14
		WILL BE SETTLED TO AX *1000	\$139.14
		EFFECTIVE BALANCE OF	\$0.00
EXPENSE REPORT SUMMARY			
	09 00:00:00	STAY TOTAL	
ROOM & TAX		\$139.14	\$139.14
DAILY TOTAL		\$139.14	\$139.14
<p>You have earned approximately 4185 HHonors points and approximately 0.5 miles with Southwest Airlines for this stay. To check your earnings for this stay or any other stay at any of more than 3,000 HI</p> <p>Earn up to 10,000 Hilton HHonors® #174; bonus points Now through September 30, 2009, earn bonus points at participating hotels. Visit hampton.com for details. Subject to HHonors Terms and Conditions.</p>			

for reservations call 1.800.hampton or visit us online at hampton.com thanks.

account no.	date of charge	folio/check no.
card member name	authorization 278418	initial A
establishment no. and location <small>establishment agrees to transmit to card holder for payment</small>	purchases & services	
	taxes	
	tips & misc.	
signature of card member <b>X</b>	total amount	0.00





MIDWEST OPS.  
MIKE MILLER  
AIRFARE.

### EarlyBird Check-in Option Purchase

EarlyBird Check-in has been added to reservation #NNEJWV. Your payment of \$10.00 has been processed successfully. Print this page to serve as your receipt.

#### AIR ITINERARY

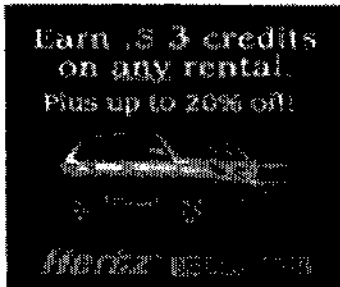
<b>BB</b>	MICHAEL MILLER	\$10	OCT 11	Chicago, IL to New York, NY Sunday, October 11, 2009 Travel Time 2 h 05 m (Nonstop)	#281	Depart Chicago (Midway), IL (MDW) Arrive in New York (LaGuardia), NY (LGA)	1:45 PM 4:50 PM
-----------	----------------	------	--------	---	------	---	--------------------

**BB** = EarlyBird Check-in    **B** = Business Select    **A** = A-List

#### BILLING (Receipt #: 5260630263709)

Credit Card Holder Name	Form of Payment	Billing Address	Amount
Paul Burris	Visa XXXXXXXXXXXX6446	360 Rock Creek drive Manteno, IL 60950	\$10.00

PLUS 2.50  
2.50



Search All Cars



Search All Hotels



Earn Rapid Rewards



MIDWEST cps  
 MIKE MILLER  
 MIK PARE

## EarlyBird Check-in Option Purchase

**EarlyBird Check-in has been added to reservation #NBKJUC. Your payment of \$10.00 has been processed successfully.** [Print this page to serve as your receipt.](#)

### AIR ITINERARY

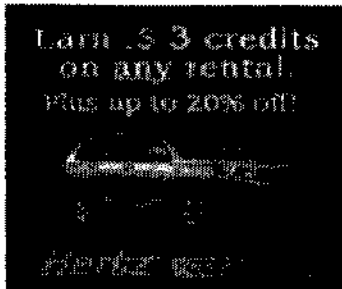
<b>EB</b>	<b>MICHAEL MILLER</b>	<b>\$10</b>	<b>OCT 17</b>	<b>Baltimore, MD to Chicago, IL</b> Saturday, October 17, 2009 Travel Time 1 h 55 m (Nonstop)	<b>#1427</b>	<b>Depart Baltimore, MD (BWI)</b> <b>Arrive in Chicago (Midway), IL (MDW)</b>	<b>10:30 AM</b> <b>11:25 AM</b>
-----------	-----------------------	-------------	---------------	---	--------------	--	------------------------------------

**EB** = EarlyBird Check-in    **B** = Business Select    **A** = A-List

### BILLING (Receipt #: 5260630263753)

Credit Card Holder Name	Form of Payment	Billing Address	Amount
Paul Burris	Visa XXXXXXXXXXXX6446	360 Rock Creek drive Manteno, IL 60950	<b>\$10.00</b>

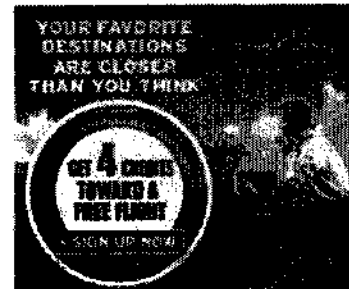
+2.50  
 \$2.50



Search All Cars



Search All Hotels



Earn Rapid Rewards

**Tecia Marotta**

**From:** Paul Burris  
**Sent:** Sunday, October 11, 2009 8:04 AM  
**To:** Tecia Marotta  
**Subject:** FW: Ticketless Confirmation - BURRIS/PAUL - NKKJV7


Add to expense report - \$99 change in original flight, change of day - Midwest Ops

*Paul Burris  
Regional Vice President  
Utilities Inc.*

*Office Phone 775-727-5941  
Cellular 775-513-7381  
Fax 775-727-7879*


Email: [pdburris@uiwater.com](mailto:pdburris@uiwater.com)

**From:** Southwest Airlines [<mailto:SouthwestAirlines@luv.southwest.com>]  
**Sent:** Sunday, October 11, 2009 7:52 AM  
**To:** Paul Burris  
**Subject:** Ticketless Confirmation - BURRIS/PAUL - NKKJV7



Receipt and Itinerary as of 10/11/09 9:52 AM

**Confirmation Number**  
**NKKJV7**



Confirmation Date: 09/15/09  
Received: WN/PAUL BURRIS BY ICBM

**Be prepared when you get there!**  
Consult Travel Guide for relevant  
tips from real travelers.

**Passenger Information**

Passenger Name	Account Number	Ticket#	Expiration <sup>1</sup>
BURRIS/PAUL	00001066865321	5262159047010	09/15/10

<sup>1</sup> All travel involving funds from this Confirmation Number must be completed by the expiration date.

**Itinerary**

**Depart:** CHICAGO MIDWAY to WASHINGTON DULLES

*Travel Time: 1 hrs 40 mins*

Date	Flight	Routing Details
Wed Oct 14	# 0844	Depart CHICAGO MIDWAY (MDW) at 7:45 AM Arrive in WASHINGTON DULLES (IAD) at 10:25 AM

**Cost and Payment Summary**

Base Fare	\$212.10
+ Excise Taxes	\$15.90
<b>Advertised Fare</b>	<b>\$228.00</b>
+ Segment Fee	\$3.60
+ Passenger Facility Fee	\$4.50
+ Security Fee <sup>1</sup>	\$2.50
<b>Total Payment:</b>	<b>\$238.60</b>

<sup>1</sup>Security Fee is the government-imposed September 11th Security Fee.

**Current payment(s)**

10/11/09 Visa XXXXXXXXXXXXX3632 \$99.00  
10/11/09 Ticket Exchange 5262154324337 \$139.60

**Fare Rule(s)**

All travel involving funds from this Confirmation Number must be completed by the expiration date. Any change to this itinerary may result in a fare increase.

**Important Checkin Requirement**

Passengers who do not obtain a boarding pass and are not present and available for boarding in the departure gate area at least ten minutes prior to scheduled departure time may have their reserved space cancelled and will not be eligible for denied boarding compensation.

**Southwest Airlines Co. Notice of Incorporated Terms**

Air transportation by Southwest Airlines is subject to Southwest Airlines' Passenger Contract of Carriage, the terms of which are incorporated by reference.

**Notice of Incorporated Terms**



**Additional Information for Travelers**

[Online Checkin](#) | [Free Baggage Allowance](#) | [Checkin Requirements](#)  
[Inflight Service](#) | [Travel Tools](#) | [Refund Information](#) | [Privacy Policy](#) | [Southwest Airlines Destinations](#)

We can notify you of flight departure or arrival status via text messages on your cell phone, pager, personal digital assistant (PDA), or e-mail account. Or, use our automated phone service by calling 1-888-SWA-TRIP.



**Tecia Marotta**

**From:** Paul Burris  
**Sent:** Sunday, October 11, 2009 8:05 AM  
**To:** Tecia Marotta  
**Subject:** FW: Ticketless Confirmation - BURRIS/PAUL - NZNJVR



Biotech – DHEC meeting

*Paul Burris*  
*Regional Vice President*  
*Utilities Inc.*

*Office Phone 775-727-5941*  
*Cellular 775-513-7381*  
*Fax 775-727-7879*


Email: [pdburris@uiwater.com](mailto:pdburris@uiwater.com)

**From:** Southwest Airlines [<mailto:SouthwestAirlines@luv.southwest.com>]  
**Sent:** Sunday, October 11, 2009 7:56 AM  
**To:** Paul Burris  
**Subject:** Ticketless Confirmation - BURRIS/PAUL - NZNJVR



Receipt and Itinerary as of 10/11/09 9:58 AM

**Confirmation Number**  
**NZNJVR**



Confirmation Date: 09/15/09  
Received: WN/PAUL BURRIS BY ICBM

**Be prepared when you get there!**  
Consult Travel Guide for relevant  
tips from real travelers.

**Passenger Information**

Passenger Name	Account Number	Ticket#	Expiration <sup>1</sup>
BURRIS/PAUL	00001066865321	5262159047332	09/15/10

<sup>1</sup> All travel involving funds from this Confirmation Number must be completed by the expiration date.

**Itinerary**

## Leslie Stone

---

**From:** Tecia Marotta  
**Sent:** Monday, October 19, 2009 10:28 AM  
**To:** Leslie Stone  
**Subject:** 10-14-09 Expense Report for Paul - email 1 of 2  
**Attachments:** PB RCPTS 10-14-09 (2).pdf

Hi Leslie,

Here are the remaining receipts for Paul's 10-14-09 expense report.

Have a great Monday!! ☺

Regards,

Tecia Marotta  
Executive Assistant  
Utilities, Inc.  
Western Regional Office  
1240 E. State Street #115  
Pahrump, NV 89048  
775-727-5941 Phone  
775-727-7879 Fax  
Email: [timarotta@uiwater.com](mailto:timarotta@uiwater.com)

This message is for the named person's use only. This communication, including any attachments, may contain information that is proprietary, privileged, confidential, including information that is protected under the HIPAA privacy and security rules, or otherwise legally exempt from disclosure. If you are not the named addressee, you are not authorized to read, print, retain, copy or disseminate this message or any part of it. If you have received this message in error, please notify the sender immediately by email and delete all copies of this message

**Depart:** RALEIGH DURHAM NC to CHICAGO MIDWAY *Travel Time: 2 hrs*

Date	Flight	Routing Details
Sat Oct 17	# 3440	Depart RALEIGH DURHAM NC (RDU) at 5:35 PM Arrive in CHICAGO MIDWAY (MDW) at 6:35 PM

**Cost and Payment Summary**

Base Fare	\$209.31
+ Excise Taxes	\$15.69
<b>Advertised Fare</b>	<b>\$225.00</b>
+ Segment Fee	\$3.60
+ Passenger Facility Fee	\$4.50
+ Security Fee <sup>1</sup>	\$2.50
<b>Total Payment:</b>	<b>\$235.60</b>

<sup>1</sup>Security Fee is the government-imposed September 11th Security Fee.

**Current payment(s)**

10/11/09 Visa XXXXXXXXXXXXX3632 \$137.00  
10/11/09 Ticket Exchange 5262154324915 \$98.60

**Fare Rule(s)**

All travel involving funds from this Confirmation Number must be completed by the expiration date. Any change to this itinerary may result in a fare increase.


**Important Checkin Requirement**

Passengers who do not obtain a boarding pass and are not present and available for boarding in the departure gate area at least ten minutes prior to scheduled departure time may have their reserved space cancelled and will not be eligible for denied boarding compensation.

**Southwest Airlines Co. Notice of Incorporated Terms**

Air transportation by Southwest Airlines is subject to Southwest Airlines' Passenger Contract of Carriage, the terms of which are incorporated by reference.

Notice of Incorporated Terms



**Additional Information for Travelers**

[Online Checkin](#) | [Free Baggage Allowance](#) | [Checkin Requirements](#)  
[Inflight Service](#) | [Travel Tools](#) | [Refund Information](#) | [Privacy Policy](#) | [Southwest Airlines Destinations](#)

We can notify you of flight departure or arrival status via text messages on your cell phone, pager, personal digital assistant (PDA), or e-mail account. Or, use our automated phone service by calling 1-888-SWA-TRIP.

**Tecia Marotta**

**From:** Paul Burris  
**Sent:** Wednesday, September 16, 2009 3:08 AM  
**To:** Tecia Marotta  
**Subject:** FW: Ticketless Confirmation - BURRIS/PAUL - NZNJVR

Tecia – Split equally between all East cost companies

- Greenridge (286), Provinces (287), MWS (288), Colchester (332), UIW (315), UIP (316), Penn Estates (317), MWC (300)

*\$ 12.33 each*

*Paul Burris  
Regional Vice President  
Utilities Inc.*

*Office Phone 775-727-5941  
Cellular 775-513-7381  
Fax 775-727-7879*

*Email [pdburris@uiwater.com](mailto:pdburris@uiwater.com)*

This message is for the named person's use only. This communication, including any attachments, may contain information that is proprietary, privileged, confidential, including information that is protected under the HIPAA privacy and security rules, or otherwise legally exempt from disclosure. If you are not the named addressee, you are not authorized to read, print, retain, copy or disseminate this message or any part of it. If you have received this message in error, please notify the sender immediately by email and delete all copies of this message

**From:** Southwest Airlines [<mailto:SouthwestAirlines@luv.southwest.com>]  
**Sent:** Tuesday, September 15, 2009 8:08 PM  
**To:** Paul Burris  
**Subject:** Ticketless Confirmation - BURRIS/PAUL - NZNJVR



Receipt and Itinerary as of 09/15/09 10:08 PM

**Confirmation Number  
NZNJVR**



Confirmation Date: 09/15/09  
Received: WN/PAUL BURRIS BY ICBM

**Be prepared when you get there!**  
Consult Find things to do and Travel Tips from Southwest Travelers with the Travel Guide for relevant tips from real travelers.

**Passenger Information**

9/16/2009

<b>Passenger Name</b>	<b>Account Number</b>	<b>Ticket#</b>	<b>Expiration<sup>1</sup></b>
BURRIS/PAUL	00001066865321	5262154324915	09/15/10

<sup>1</sup> All travel involving funds from this Confirmation Number must be completed by the expiration date.

**Itinerary**

<b>Date</b>	<b>Flight</b>	<b>Routing Details</b>
Sat Oct 17	1427	Depart BALTIMORE WASHNTN (BWI) at 10:30 AM Arrive in CHICAGO MIDWAY (MDW) at 11:25 AM

**Cost and Payment Summary**

Air	\$81.86
Tax	\$9.74
PFC Fee	\$4.50
Security Fee	\$2.50

**Total Payment: 98.60**

Current payment(s)  
09/15/09 Visa XXXXXXXXXXXXXXX6446 \$98.60

**Fare Rule(s)**

All travel involving funds from this Confirmation Number must be completed by the expiration date. Any change to this itinerary may result in a fare increase.

**Fare Calculation:**

BWI WN CHI81.86N14NTNR 81.86 END ZPBWI XFBWI4.5 AY2.50\$BWI2.50

**Important Checkin Requirement**

Passengers who do not obtain a boarding pass and are not present and available for boarding in the departure gate area at least ten minutes prior to scheduled departure time may have their reserved space cancelled and will not be eligible for denied boarding compensation.

**Southwest Airlines Co. Notice of Incorporated Terms**

Air transportation by Southwest Airlines is subject to Southwest Airlines' Passenger Contract of Carriage, the terms of which are incorporated by reference.

**Notice of Incorporated Terms**

**Additional Information for Travelers**

[Online Checkin](#) | [Free Baggage Allowance](#) | [Checkin Requirements](#) | [Print Security Document](#)  
[Inflight Service](#) | [Travel Tips](#) | [Refund Information](#) | [Privacy Policy](#) | [Southwest Airlines Destinations](#)

We can notify you of flight departure or arrival status via text messages on your cell phone, pager, personal digital assistant (PDA), or e-mail account. Or, use our automated phone service by calling 1-888-SWA-TRIP.

**Tecia Marotta**

**From:** Paul Burris  
**Sent:** Sunday, October 11, 2009 8:51 AM  
**To:** Tecia Marotta  
**Subject:** FW: Ticketless Confirmation - BURRIS/PAUL DAVID - NRN53Q


Biotech – DEHEC meeting

*Paul Burris  
Regional Vice President  
Utilities Inc.*

*Office Phone 775-727-5941  
Cellular 775-513-7381  
Fax 775-727-7879*

Email: [pdburris@uiwater.com](mailto:pdburris@uiwater.com)

**From:** Southwest Airlines [<mailto:SouthwestAirlines@luv.southwest.com>]  
**Sent:** Sunday, October 11, 2009 8:37 AM  
**To:** Paul Burris  
**Subject:** Ticketless Confirmation - BURRIS/PAUL DAVID - NRN53Q



Receipt and Itinerary as of 10/11/09 10:36 AM

**Confirmation Number  
NRN53Q**



Confirmation Date: 10/11/09  
Received: WN/PAUL BURRIS BY ICBM

**Be prepared when you get there!**  
Consult Travel Guide for relevant  
tips from real travelers.

**Passenger Information**

Passenger Name	Account Number	Ticket#	Expiration <sup>1</sup>
BURRIS/PAUL DAVID	00001066865321	5262159050851	10/11/10

<sup>1</sup> All travel involving funds from this Confirmation Number must be completed by the expiration date.

**Itinerary**

10/13/2009

Depart: BALTIMORE WASHNTN to RALEIGH  
DURHAM NC

Travel Time: 1 hrs 5 mins

Date	Flight	Routing Details
Thu Oct 15	# 2010	Depart BALTIMORE WASHNTN (BWI) at 2:00 PM Arrive in RALEIGH DURHAM NC (RDU) at 3:05 PM

**Cost and Payment Summary**

Base Fare	\$138.60
+ Excise Taxes	\$10.40
<b>Advertised Fare</b>	<b>\$149.00</b>
+ Segment Fee	\$3.60
+ Passenger Facility Fee	\$4.50
+ Security Fee <sup>1</sup>	\$2.50
<b>Total Payment:</b>	<b>\$159.60</b>

<sup>1</sup>Security Fee is the government-imposed September 11th Security Fee.

Current payment(s)  
10/11/09 Visa XXXXXXXXXXXXX3632 \$159.60

**Fare Rule(s)**

All travel involving funds from this Confirmation Number must be completed by the expiration date. Any change to this itinerary may result in a fare increase.

**Fare Calculation:**

BWI WN RDU139.60KZBP 138.60 END ZPBWI XFBW4.5 AY2.50\$BWI2.50


**Important Checkin Requirement**

Passengers who do not obtain a boarding pass and are not present and available for boarding in the departure gate area at least ten minutes prior to scheduled departure time may have their reserved space cancelled and will not be eligible for denied boarding compensation.

**Southwest Airlines Co. Notice of Incorporated Terms**

Air transportation by Southwest Airlines is subject to Southwest Airlines' Passenger Contract of Carriage, the terms of which are incorporated by reference.

**Notice of Incorporated Terms**



**Additional Information for Travelers**

[Online Checkin](#) | [Free Baggage Allowance](#) | [Checkin Requirements](#)  
[Inflight Service](#) | [Travel Tools](#) | [Refund Information](#) | [Privacy Policy](#) | [Southwest Airlines Destinations](#)

We can notify you of flight departure or arrival status via text messages on your cell phone, pager, personal digital assistant (PDA), or e-mail account. Or, use our automated phone service by calling 1-888-SWA-TRIP.

**Tecia Marotta**

---

**From:** Paul Burris  
**Sent:** Wednesday, September 16, 2009 3:10 AM  
**To:** Tecia Marotta  
**Subject:** FW: Ticketless Confirmation - MILLER/MICHAEL - NNBJWW

Sorry – charge to Montague

*Paul Burris*  
*Regional Vice President*  
*Utilities Inc.*

*Office Phone 775-727-5941*  
*Cellular 775-513-7381*  
*Fax 775-727-7879*

*Email [pdburris@uiwater.com](mailto:pdburris@uiwater.com)*

This message is for the named person's use only. This communication, including any attachments, may contain information that is proprietary, privileged, confidential, including information that is protected under the HIPAA privacy and security rules, or otherwise legally exempt from disclosure. If you are not the named addressee, you are not authorized to read, print, retain, copy or disseminate this message or any part of it. If you have received this message in error, please notify the sender immediately by email and delete all copies of this message

---

**From:** Paul Burris  
**Sent:** Wednesday, September 16, 2009 3:09 AM  
**To:** Tecia Marotta  
**Subject:** FW: Ticketless Confirmation - MILLER/MICHAEL - NNBJWW

Tecia – charge to Westgate

*Paul Burris*  
*Regional Vice President*  
*Utilities Inc.*

*Office Phone 775-727-5941*  
*Cellular 775-513-7381*  
*Fax 775-727-7879*

*Email [pdburris@uiwater.com](mailto:pdburris@uiwater.com)*

This message is for the named person's use only. This communication, including any attachments, may contain information that is proprietary, privileged, confidential, including information that is protected under the HIPAA privacy and security rules, or otherwise legally exempt from disclosure. If you are not the named addressee, you are not authorized to read, print, retain, copy or disseminate this message or any part of it. If you have received this message in error, please notify the sender immediately by email and delete all copies of this message

*Paul Burris*  
*Regional Vice President*  
*Utilities Inc.*

*Office Phone 775-727-5941*

9/16/2009



Cellular 775-513-7381  
 Fax 775-727-7879

Email [pdburris@uiwater.com](mailto:pdburris@uiwater.com)

This message is for the named person's use only. This communication, including any attachments, may contain information that is proprietary, privileged, confidential, including information that is protected under the HIPAA privacy and security rules, or otherwise legally exempt from disclosure. If you are not the named addressee, you are not authorized to read, print, retain, copy or disseminate this message or any part of it. If you have received this message in error, please notify the sender immediately by email and delete all copies of this message

**From:** Southwest Airlines [mailto:SouthwestAirlines@luv.southwest.com]  
**Sent:** Tuesday, September 15, 2009 8:00 PM  
**To:** Paul Burris  
**Subject:** Ticketless Confirmation - MILLER/MICHAEL - NNBJVW



Receipt and Itinerary as of 09/15/09 10:00 PM

**Confirmation Number**  
 NNBJVW



Confirmation Date: 09/15/09  
 Received: WN/PAUL BURRIS BY ICBM

**Be prepared when you get there!**  
 Consult [Find things to do](#) and [Travel Tips](#) from Southwest Travelers with the Travel Guide for relevant tips from real travelers.

**Passenger Information**

Passenger Name	Account Number	Ticket#	Expiration <sup>1</sup>
MILLER/MICHAEL	- None Entered -	5262154323451	09/15/10

<sup>1</sup> All travel involving funds from this Confirmation Number must be completed by the expiration date.

**Itinerary**

Date	Flight	Routing Details
Sun Oct 11	0281	Depart CHICAGO MIDWAY (MDW) at 1:45 PM Arrive in NEW YORK LAGUARDIA (LGA) at 4:50 PM

**Cost and Payment Summary**

Air	\$0.00
Tax	\$0.00
PFC Fee	\$0.00
Security Fee	\$2.50

9/16/2009

**Total Payment: 2.50**

**Current payment(s)**

09/15/09 Visa XXXXXXXXXXXXX6448 \$2.50

**Fare Rule(s)**

All travel involving funds from this Confirmation Number must be completed by the expiration date. Any change to this itinerary may result in a fare increase.

**Fare Calculation:**

CHI WN NYC0.00XCC 0.00 END AY2.50\$MDW2.50

**Important Checkin Requirement**

Passengers who do not obtain a boarding pass and are not present and available for boarding in the departure gate area at least ten minutes prior to scheduled departure time may have their reserved space cancelled and will not be eligible for denied boarding compensation.

**Southwest Airlines Co. Notice of Incorporated Terms**

Air transportation by Southwest Airlines is subject to Southwest Airlines' Passenger Contract of Carriage, the terms of which are incorporated by reference.

**Notice of Incorporated Terms**

**Additional Information for Travelers**

[Online Checkin](#) | [Free Baggage Allowance](#) | [Checkin Requirements](#) | [Print Security Document](#)  
[Inflight Service](#) | [Travel Tips](#) | [Refund Information](#) | [Privacy Policy](#) | [Southwest Airlines Destinations](#)

We can notify you of flight departure or arrival status via text messages on your cell phone, pager, personal digital assistant (PDA), or e-mail account. Or, use our automated phone service by calling 1-888-SWA-TRIP.

**Tecia Marotta**

**From:** Paul Burris  
**Sent:** Wednesday, September 16, 2009 3:08 AM  
**To:** Tecia Marotta  
**Subject:** FW: Ticketless Confirmation - BURRIS/PAUL - NKKJV7

Split between all east coast companies

- Greenridge (286), Provinces (287), MWS (288), Colchester (332), UIW (315), UIP (316), Penn Estates (317), MWC (300)

*\$17.45 each*

*Paul Burris  
Regional Vice President  
Utilities Inc.*

*Office Phone 775-727-5941  
Cellular 775-513-7381  
Fax 775-727-7879*

*Email [pdburris@uiwater.com](mailto:pdburris@uiwater.com)*

This message is for the named person's use only. This communication, including any attachments, may contain information that is proprietary, privileged, confidential, including information that is protected under the HIPAA privacy and security rules, or otherwise legally exempt from disclosure. If you are not the named addressee, you are not authorized to read, print, retain, copy or disseminate this message or any part of it. If you have received this message in error, please notify the sender immediately by email and delete all copies of this message

**From:** Southwest Airlines [<mailto:SouthwestAirlines@luv.southwest.com>]  
**Sent:** Tuesday, September 15, 2009 8:05 PM  
**To:** Paul Burris  
**Subject:** Ticketless Confirmation - BURRIS/PAUL - NKKJV7



Receipt and Itinerary as of 09/15/09 10:05 PM

**Confirmation Number**  
**NKKJV7**



Confirmation Date: 09/15/09  
Received: WN/PAUL BURRIS BY ICBM

**Be prepared when you get there!**  
Consult Find things to do and Travel Tips from Southwest Travelers with the Travel Guide for relevant tips from real travelers.

**Passenger Information**

9/16/2009

<b>Passenger Name</b>	<b>Account Number</b>	<b>Ticket#</b>	<b>Expiration<sup>1</sup></b>
BURRIS/PAUL	00001066865321	5262154324337	09/15/10

<sup>1</sup> All travel involving funds from this Confirmation Number must be completed by the expiration date.

**Itinerary**

<b>Date</b>	<b>Flight</b>	<b>Routing Details</b>
Sun Oct 11	0281	Depart CHICAGO MIDWAY (MDW) at 1:45 PM Arrive in NEW YORK LAGUARDIA (LGA) at 4:50 PM

**Cost and Payment Summary**

Air	\$120.00
Tax	\$12.60
PFC Fee	\$4.50
Security Fee	\$2.50

**Total Payment: 139.60**

Current payment(s)  
09/15/09 Visa XXXXXXXXXXXXX6446 \$139.60

**Fare Rule(s)**

All travel involving funds from this Confirmation Number must be completed by the expiration date. Any change to this itinerary may result in a fare increase.

Fare Calculation:

CHI WN NYC120.00M14NTNR 120.00 END ZPMDW XFMDW4.5 AY2.50\$MDW2.50

**Important Checkin Requirement**

Passengers who do not obtain a boarding pass and are not present and available for boarding in the departure gate area at least ten minutes prior to scheduled departure time may have their reserved space cancelled and will not be eligible for denied boarding compensation.

**Southwest Airlines Co. Notice of Incorporated Terms**

Air transportation by Southwest Airlines is subject to Southwest Airlines' Passenger Contract of Carriage, the terms of which are incorporated by reference.

**Notice of Incorporated Terms**

**Additional Information for Travelers**

[Online Checkin](#) | [Free Baggage Allowance](#) | [Checkin Requirements](#) | [Print Security Document](#)  
[Inflight Service](#) | [Travel Tips](#) | [Refund Information](#) | [Privacy Policy](#) | [Southwest Airlines Destinations](#)

We can notify you of flight departure or arrival status via text messages on your cell phone, pager, personal digital assistant (PDA), or e-mail account. Or, use our automated phone service by calling 1-888-SWA-TRIP.

**Tecia Marotta**

**From:** Paul Burris  
**Sent:** Monday, October 12, 2009 6:07 PM  
**To:** Tecia Marotta  
**Subject:** FW: Ticketless Confirmation - BURRIS/PAUL DAVID - NHGCDJ

Split


½ Penn estates rate case 56.30  
½ UIP rate case 28.15  
½ Westgate rate case 28.15

*Paul Burris  
Regional Vice President  
Utilities Inc.*

*Office Phone 775-727-5941  
Cellular 775-513-7381  
Fax 775-727-7879*


Email: [pdburris@uiwater.com](mailto:pdburris@uiwater.com)

**From:** Southwest Airlines [<mailto:SouthwestAirlines@luv.southwest.com>]  
**Sent:** Sunday, October 11, 2009 2:21 PM  
**To:** Paul Burris  
**Subject:** Ticketless Confirmation - BURRIS/PAUL DAVID - NHGCDJ



Receipt and Itinerary as of 10/11/09 4:20 PM

**Confirmation Number**  
**NHGCDJ**



Confirmation Date: 10/11/09  
Received: WN/PAUL BURRIS BY ICBM

**Be prepared when you get there!**  
Consult Travel Guide for relevant  
tips from real travelers.

**Passenger Information**

Passenger Name	Account Number	Ticket#	Expiration <sup>1</sup>
BURRIS/PAUL DAVID	00001066865321	5262159093755	10/11/10

<sup>1</sup> All travel involving funds from this Confirmation Number must be completed by the expiration date.

**Itinerary**

**Depart:** PHILADELPHIA PA to CHICAGO MIDWAY *Travel Time: 2 hrs 15 mins*

<b>Date</b>	<b>Flight</b>	<b>Routing Details</b>
Fri Oct 23	# 1069	Depart PHILADELPHIA PA (PHL) at 7:15 AM Arrive in CHICAGO MIDWAY (MDW) at 8:30 AM

**Cost and Payment Summary**

Base Fare	\$94.88
+ Excise Taxes	\$7.12
<b>Advertised Fare</b>	<b>\$102.00</b>
+ Segment Fee	\$3.60
+ Passenger Facility Fee	\$4.50
+ Security Fee <sup>1</sup>	\$2.50
<b>Total Payment:</b>	<b>\$112.60</b>

<sup>1</sup>Security Fee is the government-imposed September 11th Security Fee.

**Current payment(s)**

10/11/09 Visa XXXXXXXXXXXXX3632 \$112.60

**Fare Rule(s)**

All travel involving funds from this Confirmation Number must be completed by the expiration date. Any change to this itinerary may result in a fare increase.

**Fare Calculation:**

PHL WN CHI94.88T10NTNR 94.88 END ZPPHL XFPHL4.5 AY2.50\$PHL2.50

**Important Checkin Requirement**

Passengers who do not obtain a boarding pass and are not present and available for boarding in the departure gate area at least ten minutes prior to scheduled departure time may have their reserved space cancelled and will not be eligible for denied boarding compensation.

**Southwest Airlines Co. Notice of Incorporated Terms**

Air transportation by Southwest Airlines is subject to Southwest Airlines' Passenger Contract of Carriage, the terms of which are incorporated by reference.

**Notice of Incorporated Terms**



**Additional Information for Travelers**

[Online Checkin](#) | [Free Baggage Allowance](#) | [Checkin Requirements](#)  
[Inflight Service](#) | [Travel Tools](#) | [Refund Information](#) | [Privacy Policy](#) | [Southwest Airlines Destinations](#)

**Tecia Marotta**

**From:** Paul Burris  
**Sent:** Monday, October 12, 2009 6:06 PM  
**To:** Tecia Marotta  
**Subject:** FW: Ticketless Confirmation - BURRIS/PAUL DAVID - NNGCQD

Split

1/2 Penn estates rate case \$119.30  
1/2 UIP rate case 59.65  
1/2 Westgate rate case 59.65

*Paul Burris  
Regional Vice President  
Utilities Inc.*

*Office Phone 775-727-5941  
Cellular 775-513-7381  
Fax 775-727-7879*

Email: [pdburris@uiwater.com](mailto:pdburris@uiwater.com)

**From:** Southwest Airlines [mailto:SouthwestAirlines@luv.southwest.com]  
**Sent:** Sunday, October 11, 2009 2:14 PM  
**To:** Paul Burris  
**Subject:** Ticketless Confirmation - BURRIS/PAUL DAVID - NNGCQD



Receipt and Itinerary as of 10/11/09 4:14 PM

**Confirmation Number**  
**NNGCQD**



Confirmation Date: 10/11/09  
Received: WN/PAUL BURRIS BY ICBM

**Be prepared when you get there!**  
Consult Travel Guide for relevant  
tips from real travelers.

**Passenger Information**

Passenger Name	Account Number	Ticket#	Expiration <sup>1</sup>
BURRIS/PAUL DAVID	00001066865321	5262159092920	10/11/10

<sup>1</sup> All travel involving funds from this Confirmation Number must be completed by the expiration date.

**Itinerary****Depart:** CHICAGO MIDWAY to PHILADELPHIA PA *Travel Time: 2 hrs*

<b>Date</b>	<b>Flight</b>	<b>Routing Details</b>
Mon Oct 19	# 0256	Depart CHICAGO MIDWAY (MDW) at 7:45 AM Arrive in PHILADELPHIA PA (PHL) at 10:45 AM

**Cost and Payment Summary**

Base Fare	\$212.09
+ Excise Taxes	\$15.91
<b>Advertised Fare</b>	<b>\$228.00</b>
+ Segment Fee	\$3.60
+ Passenger Facility Fee	\$4.50
+ Security Fee <sup>1</sup>	\$2.50
<b>Total Payment:</b>	<b>\$238.60</b>

<sup>1</sup>Security Fee is the government-imposed September 11th Security Fee.

**Current payment(s)**

10/11/09 Visa XXXXXXXXXXXXX3632 \$238.60

**Fare Rule(s)**

All travel involving funds from this Confirmation Number must be completed by the expiration date. Any change to this itinerary may result in a fare increase.

**Fare Calculation:**


CHI WN PHL212.09KZBP 212.09 END ZPMOW XFMDW4.5 AY2.50\$MDW2.50

**Important Checkin Requirement**

Passengers who do not obtain a boarding pass and are not present and available for boarding in the departure gate area at least ten minutes prior to scheduled departure time may have their reserved space cancelled and will not be eligible for denied boarding compensation.

**Southwest Airlines Co. Notice of Incorporated Terms**

Air transportation by Southwest Airlines is subject to Southwest Airlines' Passenger Contract of Carriage, the terms of which are incorporated by reference.

**Notice of Incorporated Terms****Additional Information for Travelers**

[Online Checkin](#) | [Free Baggage Allowance](#) | [Checkin Requirements](#)  
[Inflight Service](#) | [Travel Tools](#) | [Refund Information](#) | [Privacy Policy](#) | [Southwest Airlines Destinations](#)

We can notify you of flight departure or arrival status via text messages on your cell phone, pager, personal digital assistant (PDA), or e-mail account. Or, use our automated phone service by calling 1-888-SWA-TRIP.



**Tecia Marotta**

**From:** Paul Burris  
**Sent:** Monday, September 14, 2009 12:47 PM  
**To:** Tecia Marotta  
**Subject:** FW: Ticketless Confirmation - BURRIS/PAUL - NNM554

Split these as follows

\$238.60 to Rate case UIP #2009665

\$236.60 to Rate case Penn Estates # 2009666

*Paul Burris  
Regional Vice President  
Utilities Inc.*

*Office Phone 775-727-5941  
Cellular 775-513-7381  
Fax 775-727-7879*

*Email [pdburris@uiwater.com](mailto:pdburris@uiwater.com)*

This message is for the named person's use only. This communication, including any attachments, may contain information that is proprietary, privileged, confidential, including information that is protected under the HIPAA privacy and security rules, or otherwise legally exempt from disclosure. If you are not the named addressee, you are not authorized to read, print, retain, copy or disseminate this message or any part of it. If you have received this message in error, please notify the sender immediately by email and delete all copies of this message

**From:** Southwest Airlines [<mailto:SouthwestAirlines@luv.southwest.com>]  
**Sent:** Monday, September 14, 2009 12:39 PM  
**To:** Paul Burris  
**Subject:** Ticketless Confirmation - BURRIS/PAUL - NNM554



Receipt and Itinerary as of 09/14/09 2:38 PM

**Confirmation Number**  
**NNM554**



Confirmation Date: 09/14/09  
Received: WN/PAUL BURRIS BY ICBM

**Be prepared when you get there!**  
Consult Find things to do and Travel Tips from Southwest Travelers with the Travel Guide for relevant tips from real travelers.

**Passenger Information**

Passenger Name	Account Number	Ticket#	Expiration <sup>1</sup>
BURRIS/PAUL	00001066865321	5262153977433	09/14/10

<sup>1</sup> All travel involving funds from this Confirmation Number must be completed by the expiration date.

#### Itinerary

Date	Flight	Routing Details
Wed Sep 16	1857	Depart CHICAGO MIDWAY (MDW) at 2:00 PM Arrive in PHILADELPHIA PA (PHL) at 5:10 PM
Sat Sep 19	0788	Depart PHILADELPHIA PA (PHL) at 9:30 AM Arrive in CHICAGO MIDWAY (MDW) at 10:55 AM

#### Cost and Payment Summary

Air	\$424.18
Tax	\$39.02
PFC Fee	\$9.00
Security Fee	\$5.00

**Total Payment: 477.20**

#### Current payment(s)

09/14/09 Visa XXXXXXXXXXXXX6446 \$477.20

#### Fare Rule(s)

All travel involving funds from this Confirmation Number must be completed by the expiration date. Any change to this itinerary may result in a fare increase.

#### Fare Calculation:

CHI WN PHL212.09KZBP WN CHI212.09KZBP 424.18 END ZPMDWPHL XFMDW4.5PHL4.5  
AY5.00\$MDW2.50 PHL2.50

#### Important Checkin Requirement

Passengers who do not obtain a boarding pass and are not present and available for boarding in the departure gate area at least ten minutes prior to scheduled departure time may have their reserved space cancelled and will not be eligible for denied boarding compensation.

#### Southwest Airlines Co. Notice of Incorporated Terms

Air transportation by Southwest Airlines is subject to Southwest Airlines' Passenger Contract of Carriage, the terms of which are incorporated by reference.

#### Notice of Incorporated Terms

#### Additional Information for Travelers

Online Checkin | Free Baggage Allowance | Checkin Requirements | Print Security Document  
Inflight Service | Travel Tips | Refund Information | Privacy Policy | Southwest Airlines Destinations

We can notify you of flight departure or arrival status via text messages on your cell phone, pager, personal digital assistant (PDA), or e-mail account. Or, use our automated phone service by calling 1-888-SWA-TRIP.

**Tecia Marotta**

**From:** Paul Burris  
**Sent:** Wednesday, September 16, 2009 3:08 AM  
**To:** Tecia Marotta  
**Subject:** FW: Ticketless Confirmation - MILLER/MICHAEL - NBKJUC

Tecia – Charge to Penn Estates

*Paul Burris  
Regional Vice President  
Utilities Inc.*

*Office Phone 775-727-5941  
Cellular 775-513-7381  
Fax 775-727-7879*

*Email [pdburris@uiwater.com](mailto:pdburris@uiwater.com)*

This message is for the named person's use only. This communication, including any attachments, may contain information that is proprietary, privileged, confidential, including information that is protected under the HIPAA privacy and security rules, or otherwise legally exempt from disclosure. If you are not the named addressee, you are not authorized to read, print, retain, copy or disseminate this message or any part of it. If you have received this message in error, please notify the sender immediately by email and delete all copies of this message

**From:** Southwest Airlines [<mailto:SouthwestAirlines@luv.southwest.com>]  
**Sent:** Tuesday, September 15, 2009 8:07 PM  
**To:** Paul Burris  
**Subject:** Ticketless Confirmation - MILLER/MICHAEL - NBKJUC



**AVIS** Save up to **40% off** plus double credit on Avis rentals! See restrictions, or visit [www.avis.com](http://www.avis.com) for details.

Receipt and Itinerary as of 09/15/09 10:07 PM

**Confirmation Number  
NBKJUC**



Confirmation Date: 09/15/09  
Received: PAUL BURRIS BY ICBM

**Be prepared when you get there!**  
Consult Find things to do and Travel Tips from Southwest Travelers with the Travel Guide for relevant tips from real travelers.

**Passenger Information**

Passenger Name	Account Number	Ticket#	Expiration <sup>1</sup>
MILLER/MICHAEL	- None Entered -	5262154324659	09/15/10

<sup>1</sup> All travel involving funds from this Confirmation Number must be completed by the expiration date.

**Itinerary**

Date	Flight	Routing Details
Sat Oct 17	1427	Depart BALTIMORE WASHNTN (BWI) at 10:30 AM Arrive in CHICAGO MIDWAY (MDW) at 11:25 AM

**Cost and Payment Summary**

Air	\$0.00
Tax	\$0.00
PFC Fee	\$0.00
Security Fee	\$2.50

**Total Payment: 2.50****Current payment(s)**

09/15/09 Visa XXXXXXXXXXXXX6446 \$2.50

**Fare Rule(s)**

1234 VALID ONLY ON WN. All travel involving funds from this Confirmation Number must be completed by the expiration date. Any change to this itinerary may result in a fare increase.

**Fare Calculation:**

BWI WN CHI0.00X/XCC 0.00 END

**Important Checkin Requirement**

Passengers who do not obtain a boarding pass and are not present and available for boarding in the departure gate area at least ten minutes prior to scheduled departure time may have their reserved space cancelled and will not be eligible for denied boarding compensation.

**Southwest Airlines Co. Notice of Incorporated Terms**

Air transportation by Southwest Airlines is subject to Southwest Airlines' Passenger Contract of Carriage, the terms of which are incorporated by reference.


**Notice of Incorporated Terms****Additional Information for Travelers**

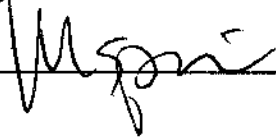
[Online Checkin](#) | [Free Baggage Allowance](#) | [Checkin Requirements](#) | [Print Security Document](#)  
[Inflight Service](#) | [Travel Tips](#) | [Refund Information](#) | [Privacy Policy](#) | [Southwest Airlines Destinations](#)

We can notify you of flight departure or arrival status via text messages on your cell phone, pager, personal digital assistant (PDA), or e-mail account. Or, use our automated phone service by calling 1-888-SWA-TRIP.

3009559

10/8/2009	102.14	Holiday Inn	Hotel room - TRO Hearing with PUCN and Ashland Capital	2009901
10/9/2009	124.84	Holiday Inn	Hotel room - TRO Hearing with PUCN and Ashland Capital	2009901
10/9/2009	124.84	Holiday Inn	Hotel room - Wendy Barnett - TRO Hearing with PUCN and Ashland Capital	2009901
10/10/2009	62.42	Holiday Inn	Hotel room - (split cost 50-50 with UICN)	2009901
10/10/2009	29.00	Chicago Midway Airport	Parking Fees - (split cost 50-50 with Willow Creek TRO Project)	2009901
10/9/2009	6.30	Wendy's	Food	2009901
10/7/2009	132.81	National Car Rental	Rental Car - (split cost 50-50 with UICN)	2009901
10/8/2009	50.00	Tito's Restaurant	Lunch - P Burris, W Barnett, L Goldsmith	2009901
<b>SUBTOTAL</b>				
10/17/2009	439.20	Southwest Airlines	Airfare (N69N7H) for Tom Tapella (see flow trend)	2010201
10/16/2009	157.60	Southwest Airlines	Airfare (NYX263) for Paul Burris (see flow trend)	2010201
10/11/2009	53.00	Southwest Airlines	Airfare (NHGCDJ) for Paul Burris (see flow trend)	2010201
10/16/2009	157.60	Southwest Airlines	Airfare (NR825K) for Mike Miller (see flow trend)	2010201
<b>SUBTOTAL</b>				
<b>TOTALS</b>	<b>\$275.45</b>	<b>\$6,010.97</b>	<b>\$65.00</b>	<b>\$6,291.42</b>
				Grand Total

Signature:  Date: 11-4-09

Supervisor Signature: 

RECEIVED  
NOV 09 2009

NOV 12 2009

Batch 69359  
Doc 2/26/4

NAME: PAUL BURRIS

UTILITIES, INC. BUSINESS EXPENSE REPORT

Date	Meals	Travel	Other	Paid To	Description of Expense or Activity, Persons Involved	GL Code
10/18/2009		69.80		Southwest Airlines	Airfare (NNBDIK) (split cost 50-25-25 with Westgate & UIP)	2009666
10/18/2009		69.80		Southwest Airlines	Airfare (N7HDIM) (split cost 50-25-25 with Westgate & UIP)	2009666
10/19/2009		114.68		National Car Rental	Car Rental (split cost 25-25-25-25 with Westgate, UIP & Maryland Water Service)	2009666
10/23/2009	13.65			Burger King	Food - P Burris & M Miller	2009666
10/23/2009		82.37		Hilton	Hotel Room - M Miller (split cost 50-25-25 with Westgate & UIP rate cases)	2009666
10/22/2009		82.37		Hilton	Hotel Room - P Burris (split cost 50-25-25 with Westgate & UIP rate cases)	2009666
<b>SUBTOTAL</b>	<b>13.65</b>	<b>419.02</b>	<b>0.00</b>		<b>APPLY TO WESTGATE CASE 2009666</b>	
10/18/2009		34.90		Southwest Airlines	Airfare (NNBDIK) (split cost 50-25-25 with Westgate & Penn Estates)	2009665
10/18/2009		34.90		Southwest Airlines	Airfare (N7HDIM) (split cost 50-25-25 with Westgate & Penn Estates)	2009665
10/19/2009		114.68		National Car Rental	Car Rental (split cost 25-25-25-25 with Westgate, Penn Estates & MWS)	2009665
10/22/2009		4.00		Locust Street Parking	Parking Fees - UIP rate case	2009665
10/22/2009		4.10		PA Turnpike	Toll	2009665
10/22/2009	11.20			Highspire Travel Plaza	Lunch	2009665
10/22/2009		4.10		PA Turnpike	Toll	2009665
10/22/2009	4.64			Starbucks	Food	2009665
10/23/2009		41.19		Hilton	Hotel Room - M Miller (split cost 50-25-25 with Westgate & Penn Estates rate cases)	2009665
10/22/2009		41.19		Hilton	Hotel Room - P Burris (split cost 50-25-25 with Westgate & Penn Estates rate cases)	2009665
<b>SUBTOTAL</b>	<b>15.84</b>	<b>279.05</b>	<b>0.00</b>		<b>APPLY TO UIP RATE CASE 2009665</b>	
10/18/2009		34.90		Southwest Airlines	Airfare (NNBDIK) (split cost 50-25-25 with Penn Estates & UIP)	2010116
10/18/2009		34.90		Southwest Airlines	Airfare (N7HDIM) (split cost 50-25-25 with Penn Estates & UIP)	2010116
10/19/2009		114.68		National Car Rental	Car Rental (split cost 25-25-25-25 with Penn Estates, UIP & MWS)	2010116
10/19/2009	7.60			Amoco	Misc Food - Consumer session	2010116
10/19/2009		1.90		PA Turnpike	Toll	2010116
10/19/2009	23.00			Pocono Inne Town	After meeting snack - P Burris/ T Tapella / M Miller	2010116
10/23/2009		41.19		Hilton	Hotel Room - M Miller (split cost 50-25-25 with UIP & Penn Estates rate cases)	2010116
10/22/2009		41.19		Hilton	Hotel Room - P Burris (split cost 50-25-25 with UIP & Penn Estates rate cases)	2010116
<b>SUBTOTAL</b>	<b>30.60</b>	<b>268.75</b>	<b>0.00</b>		<b>APPLY TO WESTGATE CASE 2009665</b>	
10/18/2009		122.80		Southwest Airlines	Airfare (NAFDWB) (split cost 50-50 with UICN)	288100-6190
10/14/2009		59.62		National Car Rental	Car Rental (split cost 50-50 with Colchester) visit site and personnel, plan town hall	288100-6195
10/18/2009		116.60		Southwest Airlines	Airfare (NWQDHT) - consumer session for surcharge filing	288100-6190
10/20/2009	10.00			Email to TM 10/30/09	Dinner	288100-6200
10/20/2009		20.00		Email to TM 10/30/09	Fuel for rental car, no receipt	288100-6195
10/20/2009		2.85		Email to TM 10/30/09	Toll	288100-6207 6195
10/19/2009		114.68		National Car Rental	Car Rental (split cost 25-25-25-25 with Westgate, UIP & Penn Estates)	288100-6195
10/15/2009		135.66		Holiday Inn	Hotel Room - P Burris	288100-6185
10/15/2009		112.86		Holiday Inn	Hotel Room - M Miller	288100-6185
10/21/2009		5.00		Maryland Transportation	Toll	288100-6207 6195
10/20/2009		4.00		Delaware Turnpike	Toll	288100-6207 6195
10/21/2009		2.00		Maryland Transportation	Toll	288100-6207 6195
10/21/2009		20.01		Exxon	Fuel for rental car	288100-6185
10/21/2009		4.00		Delaware Turnpike	Toll	288100-6207 6195
10/21/2009		219.86		Intercontinental	Hotel Room - Commission meeting & Testimony (Pinto)	288100-6185
<b>SUBTOTAL</b>	<b>10.00</b>	<b>988.94</b>	<b>0.00</b>		<b>APPLY TO MARYLAND WATER SERVICE 2009666</b>	

10/14/2009		59.62		National Car Rental	Car Rental (split cost 50-50 with MWS) visit site and personnel, plan town hall	332100-6185
<b>SUBTOTAL</b>	<b>0.00</b>	<b>59.62</b>	<b>0.00</b>			
10/28/2009			32.50	WEF	Water Environmental Federation Membership renewal (split cost with Midwest Ops)	806100-5810
10/10/2009	80.00			Outback Steakhouse	Dinner (back from Nevada) - P Burris and KB	806100-6200
<b>SUBTOTAL</b>	<b>80.00</b>	<b>59.62</b>	<b>32.50</b>			
10/17/2009		3.00		Southwest Airlines	Airfare (NZNJVR) for Paul Burris - change in flight (meeting with Staff)	900120-6190
10/30/2009		194.20		Southwest Airlines	Airfare (NEWQFB) - Paul Burris - meeting with staff	900120-6190
10/17/2009		123.35		Dollar Rent A Car	Car Rental (split cost 50-50 with Midwest Ops)	900120-6195
10/17/2009		14.00		AJ's Tavern	Breakfast - P Burris & M Miller (split cost 50-50 with Midwest Ops)	900120-6200
10/16/2009		93.80		Staybridge Suites	Hotel Room - DHEC meeting	900120-6185
10/17/2009		101.24		Hilton Garden Inn	Hotel Room - P Burris DHEC meeting, M Miller work w/ Bruce (split 50-50 w/MW Ops)	900120-6185
<b>SUBTOTAL</b>	<b>0.00</b>	<b>529.59</b>	<b>0.00</b>			
10/29/2009		433.10		Southwest Airlines	Airfare (NZ7R9P) - testimony work with staff	2010167
<b>SUBTOTAL</b>	<b>0.00</b>	<b>433.10</b>	<b>0.00</b>			
10/18/2009		122.80		Southwest Airlines	Airfare (NAFDWB) (split cost 50-50 with Maryland Water Service)	453102-6190
10/18/2009		139.60		Southwest Airlines	Airfare (N32DIY) - meetings with staff	453102-6190
10/10/2009		22.55		Quik Stop	Fuel - meeting for PUCN issue	453102-6195
10/7/2009	29.00			Pizza Hut	Meeting with PUCN in Carson City, NV	453102-6200
10/10/2009		62.42		Holiday Inn	Hotel room - (split cost 50-50 with Willow Creek TRO Project)	453102-6185
10/10/2009		29.00		Chicago Midway Airport	Parking Fees - (split cost 50-50 with Willow Creek TRO Project)	453102-6195
10/7/2009		132.91		National Car Rental	Rental Car - (split cost 50-50 with TRO Project)	453102-6195
<b>SUBTOTAL</b>	<b>29.00</b>	<b>609.29</b>	<b>0.00</b>			
10/30/2009		170.60		Southwest Airlines	Airfare (NNM6Q83) - UIN rate case	2009531
10/30/2009		430.60		Southwest Airlines	Airfare (NURQ8W) - UIN rate case	2009531
<b>SUBTOTAL</b>	<b>0.00</b>	<b>601.20</b>	<b>0.00</b>			
10/18/2009		149.60		Southwest Airlines	Airfare (NJADIU) - SCUC Town Hall	451102-6190
10/18/2009		153.20		Southwest Airlines	Airfare (NCBDWB) - SCUC Town Hall	451102-6190
<b>SUBTOTAL</b>	<b>0.00</b>	<b>302.80</b>	<b>0.00</b>			
10/17/2009		2.50		Southwest Airlines	Airfare (NBKJUC) for Mike Miller to work with Bruce Haas	800100-6190
10/28/2009			32.50	WEF	Water Environmental Federation Membership renewal (split cost with West Ops)	800100-5810
10/17/2009		123.35		Dollar Rent A Car	Car Rental (split cost 50-50 with West Ops)	800100-6195
10/17/2009		14.00		AJ's Tavern	Breakfast - P Burris & M Miller (split cost 50-50 with Midwest Ops)	800100-6200
10/17/2009		101.24		Hilton Garden Inn	Hotel Room - P Burris DHEC meeting, M Miller work w/ Bruce (split 50-50 w/Biotech)	800100-6185
<b>SUBTOTAL</b>	<b>0.00</b>	<b>241.09</b>	<b>32.50</b>			
10/12/2009		4.00		Chicago Midway Airport	Parking Fees - CS Optimization - Pick up Grace	2010188
10/17/2009		41.00		Chicago Midway Airport	Parking Fees - CS Optimization - Pick up car at airport (Grace dropped off)	2010188
<b>SUBTOTAL</b>	<b>0.00</b>	<b>45.00</b>	<b>0.00</b>			

SO 10 DICT204  
50% MIDWEST CPS

SO 10 DICT204  
50% MIDWEST CPS

UICN - meeting Ac  
ISSUE  
Jue

RALEIGH-DURHAM APO  
NTAL RECORD: YS0538071  
RRIS PAUL  
COMPLETED BY: JFAC10  
NTED: RALEIGH-DURHAM APO  
NTAL: 10-15-09 1906  
TURN: 10-17-09 0703  
LES IN: 19761 OUT: 19226  
LES DRIVEN: S35  
AN IN/OUT: SPC /RCLE1  
S: FDMR  
2 WEEKEND DAYS 55.10 110.20  
BTOT 110.20  
GRACE 36.00  
V 23.88  
BOD 3.00  
IVR 20.00  
NCFEEPEC 19.50  
TABLE TOT 214.78  
LES TAX 6.000 17.18  
F .78  
TYRNTL 3.22  
TARNTTAX 10.74  
T OUE 246.70  
VMENTS -246.70  
ID BY: AX  
EDIT CARD #: [REDACTED]  
# MN 0000106865321

HMSHOST  
AJ'S TAVERN  
RALEIGH DURHAM INT'L AIRPORT  
CHECK: 8579  
TABLE: 120/1  
SERVER: 233360 Elizabeth  
DATE: OCT17'09 7:40AM  
CARD TYPE: [REDACTED] AO 4\*  
ACCT #: [REDACTED]  
AUTH CODE:

Quik Stop  
Store #9169  
2998 Mill Street  
Reno N  
89502-2  
Term: 09105731  
Appr: 09762

TOTAL: 23.01

Unid\_Regul  
PUMP 0  
VOLUME 8.61  
PRICE/G \$2.61  
GAS TOTAL \$22.5

TIP: 4.99

TAX TOTAL \$22.5

TOTAL: 28.00

10/10/2009 09:53:50

X [Signature]  
I AGREE TO PAY THE ABOVE AMOUNT  
IN ACCORDANCE WITH THE CARD  
ISSUER'S AGREEMENT.

I agree to pay the  
above Total Amount  
according to Card  
Issuer Agreement.

THANKS FOR SHOPPING  
AT QUIK STOP

UICN - Meeting PUCN IV  
CARSON

Pizza Hut #011F  
911 East Douglas  
Wichita, KS 67201

SALE

Server: Internet Ticket #61  
10/07/09 10:13PM  
Batch # 301

APPR CODE: 00522B Invoice #22

AMOUNT: 24.77

TIP: 4.23

Total: 29.00

I agree to pay above  
according to card issuer's

Signature [Signature]  
Customer ID: [REDACTED]

Making it Great  
Thank You

THANK YOU FOR DRIVING ON A RENT A CAR

SO 67 UICN  
SO 67 ASH AND Willow Creek

WELCOME TO CHICAGO MIDWAY AIRPORT  
ECONOMY BLUE/RED  
CUSTOMER SERVICE # 773 838 0743  
Rcpt# 2680  
10/10/09 17:11 LH14 AM 27 Txs# 3247  
10/06/09 16:32 In 10/10/09 17:11 Out  
Tkt# 700291  
ECONOMYS \$ 58.00  
Total Fee \$ 58.00  
[REDACTED] \$ 58.00-

Approval No.: 04601B  
Reference No.: 0000000000001978  
Charge Due \$ 0.00  
THANK YOU



CHICAGO MIDWAY AIRPORT PARKING  
3757 S. CICERO AVENUE  
CHICAGO, ILLINOIS 60638  
CUSTOMER SERVICE # 773-838-0743

Receipt 4733  
10/17/09 12:14 L# 6 AM 71 Txn# 5825  
LP # Indiana 647TBV  
10/16/09 06:48 In 10/17/09 12:14 Out  
Tkt# 378149  
WEEKLY \$ 41.00  
Total Fee \$ 41.00  
\$ 41.00-

Approval No.: 03643B  
Reference No.: 0000000000003948  
Change Due \$ 0.00

THANK YOU  
STANDARD PARKING

CS-OP. GRACE  
CAR AT MARKET  
2010/88

0144

Server: BEN D Rec: 118  
10/10/09 18:44, Swiped T: 47 Term: 3

OUTBACK STEAKHOUSE #1416  
15608 HARLEM AVE,  
ORLAND PARK, IL 60462  
(708)633-0900  
MERCHANT #:

CARD TYPE ACCOUNT NUMBER

00 TRANSACTION APPROVED  
AUTHORIZATION #: 07095B  
Reference: 1010010000144  
TRANS TYPE: Credit Card SALE

CHECK: 51.20  
TIP: 8.80  
TOTAL: 60.00



PHONE: ( )  
\*\*\*Duplicate Copy\*\*\*

CARDHOLDER WILL PAY CARD ISSUER ABOVE  
AMOUNT PURSUANT TO CARDHOLDER AGREEMENT

WEST OPS-  
DINNER when back  
FROM NEVADA  
POLKS ~~the~~ willowcreek 2009901  
Food

CHICAGO MIDWAY AIRPORT PARKING  
3757 S. CICERO AVENUE  
CHICAGO, ILLINOIS 60638  
CUSTOMER SERVICE # 773-838-0743

Receipt 8888  
10/12/09 21:57 L# 5 AM 24 Txn# 10162  
LP # 647TBV  
10/12/09 21:22 In 10/12/09 21:57 Out  
Tkt# 944350  
HOURLY \$ 4.00  
Total Fee \$ 4.00  
CASH PAID \$ 4.00-  
Cash Tender \$ 10.00  
U.S. Dollar \$ 10.00  
Change Due \$ 6.00

THANK YOU  
STANDARD PARKING

CS-OP- pick up  
GRACE  
2010/88

TRO - ASH/AND 2009  
PB/WB/CG Lunch.  
TITO'S RESTAURANT  
444 E WILLIAM ST  
CARSON CITY NV 89701  
775-885-0308

COPY  
10/08/2009 13:30:09  
Sale:

Transaction #  
Card Type:   
Entry: Swiped  
Srvr # 3  
Pse Amt: 45.56

Tip: \$ 4.44  
Total Amt: \$ 50.00

Device ID: 02  
Reference No.:  
16928172733  
Auth. Code: 06  
Respon. AUTH/TIT 064148  
Merchant number: \*\*\*00438

CUSTOMER COPY

WENDY'S  
OLD FASHIONED HAMBURGERS  
440 N. MCCARRAN BLVD  
SPARKS, NV 89431  
775-359-9549

#0282 D-T  
3 DOUBLE STACK 2.97  
1 VALUE F/FRIES .99  
1 LARGE FROSTY 1.89

SUBTOTAL 5.85  
TAX TOTL .45  
TOTAL 6.30  
CASH 10.00  
CHANGE 3.70

DENISE CSHR  
0502 23:28 OCT.09'09 W/S#02 P1

Y2 WILLOWCREEK 8009001  
Y2 UICP  
NATIONAL  
CAR RENTAL

PA TURNPIKE FARE RECEIPT  
PLAZA 247 HARRISBURG E.

*U/P  
Rate  
Call*

DATE	TIME	COLL	TRAN	ENTRY
10/22/09	09:19	3019	7179	312
LANE	CLASS	TP	UO	PAID
09	1	CA		\$4.10

RA 516966119 Irv 50014788929  
Rental 07-OCT-2009 06:41 PM  
RENO ARPT  
Return 10-OCT-2009 10:02 AM  
RENO ARPT

ROADWAY AND WEATHER: 1-866-976-8747

CUSTOMER ASSISTANCE CENTER: 1-800-331-3414

E-ZPASS: 1-877-736-6727

WWW.PATURNPIKE.COM

PAUL D BURRIS  
Vehicle # 91205412  
Model # IMPALA LT  
Class Driven  
FCAR Class Charged ICAR  
License# 182YKU State/Province WA  
M/Kms Driven 211  
M/Kms Out 18786  
M/Kms In 18997

PA TURNPIKE FARE RECEIPT  
PLAZA 044 QUAKERTOWN

DATE	TIME	COLL	TRAN	ENTRY
10/19/09	14:24	2072	0886	020
LANE	CLASS	TP	UO	PAID
04	1	CA		\$1.90

Charges	No Unit	Price	Amount
T & M	3 Days	66.00	198.00*
UNLIM M/RM	0 M/Kms		0.00*
CONCESSION RECOUP FEE			22.45*
WASHOE RENTAL TAX 2 PCT			3.96
VEHICLE LICENSE FEE			4.05
@10.000 %			22.05
SALES TAX @7.725 %			15.30

Total Charges USD 265.81

Paid By XXXXXXXXXX -265.81

Amount Due USD 0.00

\* Taxable Items  
Subject to Audit  
Your Emerald Club Number is 788155952  
Emerald Club rental credits will be  
posted within 24 hours  
Customer service Number 1-800-468-3334

ROADWAY AND WEATHER: 1-866-976-8747

CUSTOMER ASSISTANCE CENTER: 1-800-331-3414

E-ZPASS: 1-877-736-8727

WWW.PATURNPIKE.COM

*westgate Rate call toll*

LOCUST STREET  
PARKING  
HARRISBURG, PA

RECEIPT H27

ENTRY TIME:  
10/22/09 09:29  
EXIT TIME:  
10/22/09 11:13  
PARK-DUR.: HRS:MIN  
0:01:44  
AMOUNT:  
\$ 4.00

KIND OF PAYMENT:  
CASH

THANK YOU FOR YOUR  
VISIT

*U/P Rate Call*

*mus toll*



Maryland  
Transportation  
Authority  
www.ezpassmc.com  
1-888-321-6324

Maryland Transportation Authority

Fort Mchenry Tunnel  
COLL LANE DATE TIME  
1079 016 10/21/09 00:38:00

2-AXLE VEHICLE  
AMOUNT PAID \$2.00

PAID BY CASH

\*\*THANK YOU\*\*

**BURGER KING**  
 #11927  
 6500 Essington Avenue, Terminal D  
 Philadelphia, PA 19153  
 215-492-2386

**ORDER 99**

**EAT IN**

CRISIS B/E/C	2.69
CRISIS S/E/C	
CRISIS HASH BROWNS	
CRISIS LARGE DIET	1.39
CRISIS M/E/C	
CRISIS MD HASHBROWN	0.39
CRISIS MEDIUM COFFEE	0.19
-----	
SUBTOTAL	12.64
TAX	1.01
-----	
TOTAL	13.65
CREDIT CARD	13.65
CHANGE	0.00

WESTGATE KATE LODGE  
 AFTER MEETING SNACK.  
 POCONO  
 INNE TOWN

\*\* HIDE A WAY LOUNGE \*\*  
 \*\*\*\*\*  
 THANK YOU  
 \*\*\*\*\*

Date: Oct19'09 09:27PM  
 Card Type:   
 Acct #:   
 Trans Key: EIE0D1B40301319  
 Exp Date: XX/XX  
 Auth Code: 01526A  
 Check: 3192  
 Check ID: GUYS  
 Server: 1307 MARK 5

Subtotal: 18.50  
 Gratuity 4.50  
 Total 23.00  
 Signature Above

\*\*\* CUSTOMER'S COPY \*\*\*

EXXON EXPRESS

J.F.K. HWY.  
 NORTHEAST MD

PLR# 4597553  
 CHESAPEAKE HOU  
 NORTH EA  
 10/21/09 28:0  
 AC

INV# LXN8022  
 AUTH# 04372A  
 PUMP# 24  
 Regular 8.0  
 SELF  
 PRICE/GAL \$2.  
 FUEL TOTAL \$28

TOTAL \$28

Thank You !!  
 Have a safe trip

-THANK YOU-  
 MWS - *[Signature]*

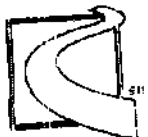
\*\*\*\*\* TOTAL CHARGE 13.65

Visa  
 AcctNum: 3344  
 Auth: 05190A  
 RefNum: 001909

AGREE TO PAY ABOVE TOTAL  
 CHARGE PER CARD ISSUER AGREEMENT

NO SIGNATURE REQUIRED

PLEASE SIGN IN THE VOID SECTION



MWS.  
 Maryland  
 Transportation  
 Authority  
 www.ezpassmd.com  
 1-888-321-6824

Maryland Transportation Authority

JFK Memorial Highway  
 COLL LANE DATE TIME  
 6077 004 10/21/09 19:54:06

2-AXLE VEHICLE  
 AMOUNT PAID \$5.00

PAID BY CASH

\*\*THANK YOU\*\*

PA TURNPIKE FARE RECEIPT  
PLAZA 312 DOWNINGTOWN

VIP-

HMSHost  
Highpire Travel Plaza  
Middletown,

DATE	TIME	COLL	TRAN	ENTRY
10/22/09	12:43	3178	6257	247
LANE	CLASS	TP	LD	PAID
08	1	CA		\$4.10

*Rate case*

08: Valeriya

CHK 9956 OCT22'09 11:41AM GST 1

ROADWAY AND WEATHER: 1-866-976-8747

CUSTOMER ASSISTANCE CENTER: 1-800-331-3414

E-ZPASS: 1-877-736-6727

WWW.PATURNPIKE.COM

2 GARLIC BREADSTIC 2.38  
1 ZITI 6.39  
1 SODA 1.79

Subtotal 10.56  
Tax 0.64  
Amt Paid 11.20  
AD 4\* 11.20

*VIP Rate case*

*Westgate Rate case  
consumed session.  
MSC drinks*

*MUS- tol*  
TOLL RECEIPT

WELCOME TO  
OUR STORE

0000775860 BP ANECO  
GRINER POINT RD GRINERTOWN PA

DELAWARE TURNPIKE

Thank You

HMSHOST  
STARBUCKS COFFEE  
LAWN TRAVEL PLAZA  
CHECK: 6864  
SERVER: 3368 ALEXIS  
DATE: OCT22'09 9:05AM  
CARD TYPE: AO 4\*  
ACCT #:   
EXP DATE:   
AUTH CODE: D3703A  
PAUL BURRIS

Descr.	Qty	Amount
EXTRA SFR	1	1.59
NET LINE CODE	1	1.59
GRANDRY W/TAX	1	1.00
LIPTON UNWEET	1	1.59
SPICERS KS	1	1.59

Sub Total 7.26

Tax 0.38

TOTAL 7.64

CASH \$ 8.00

Change \$ -0.34

THANKS-COME AGAIN  
RENTON BUS DEP OF TRIN 19085  
10/22/09 12:43:44 STN 12069

To get E-ZPass please call  
1-888-887-2778  
or go online at  
www.ezpassde.com

10/20/09 23:37:00

LANE: 19 ID: 0081

CLASS: 02 \$4.00 CASH

TOTAL: 4.64



I AGREE TO PAY THE ABOVE AMOUNT  
ACCORDING TO THE CARD ISSUER'S  
AGREEMENT.

*VIP- Rate case*

**Tecia Marotta**

**From:** Paul Burris  
**Sent:** Sunday, October 18, 2009 6:53 PM  
**To:** Tecia Marotta  
**Subject:** FW: Ticketless Confirmation - BURRIS/PAUL DAVID - NAFDWB

Split

50% UICN \$122.80

50% Maryland water service \$122.80

*Paul Burris  
Regional Vice President  
Utilities Inc.*

*Office Phone 775-727-5941  
Cellular 775-513-7381  
Fax 775-727-7879*

Email: [pdburris@uiwater.com](mailto:pdburris@uiwater.com)

**From:** Paul Burris [mailto:[paulburris2@aol.com](mailto:paulburris2@aol.com)]  
**Sent:** Sunday, October 18, 2009 5:54 PM  
**To:** Paul Burris  
**Subject:** Fwd: Ticketless Confirmation - BURRIS/PAUL DAVID - NAFDWB

Sent from my iPhone

Begin forwarded message:

**From:** "Southwest Airlines" <[SouthwestAirlines@luv.southwest.com](mailto:SouthwestAirlines@luv.southwest.com)>  
**Date:** October 18, 2009 7:37:23 PM CDT  
**To:** [PAULBURRIS2@AOL.COM](mailto:PAULBURRIS2@AOL.COM)  
**Subject:** Ticketless Confirmation - BURRIS/PAUL DAVID - NAFDWB  
**Reply-To:** "Southwest Airlines" <[no-reply@luv.southwest.com](mailto:no-reply@luv.southwest.com)>



Receipt and Itinerary as of 10/18/09 7:37 PM

**Confirmation Number**

10/19/2009

**NAFDWB**



Confirmation Date: 10/18/09  
 Received: WN/PAUL BURRIS BY ICBM

**Be prepared when you get there!**  
 Consult Travel Guide for relevant  
 tips from real travelers.

**Passenger Information**

Passenger Name	Account Number	Ticket#	Expiration <sup>1</sup>
BURRIS/PAUL DAVID	00001066865321	5262160584475	10/18/10

<sup>1</sup> All travel involving funds from this Confirmation Number must be completed by the expiration date.

**Itinerary**

**Depart:** BALTIMORE WASHNTN to LAS VEGAS NV *Travel Time: 5 hrs 35 mins*

Date	Flight	Routing Details
Thu Dec 10	# 3049	Depart BALTIMORE WASHNTN (BWI) at 7:00 AM Arrive in LAS VEGAS NV (LAS) at 9:35 AM

**Cost and Payment Summary**

Base Fare	\$218.60
+ Excise Taxes	\$16.40
<b>Advertised Fare</b>	<b>\$235.00</b>
+ Segment Fee	\$3.60
+ Passenger Facility Fee	\$4.50
+ Security Fee <sup>1</sup>	\$2.50
<b>Total Payment:</b>	<b>\$245.60</b>

<sup>1</sup> Security Fee is the government-imposed September 11th Security Fee.

Current payment(s)  
 10/18/09 [REDACTED] \$245.60

**Fare Rule(s)**

All travel involving funds from this Confirmation Number must be completed by the expiration date. Any change to this itinerary may result in a fare increase.

**Fare Calculation:**

BWI WN LAS218.60R7NR 218.60 END ZPBWI XFBW14.5 AY2.50\$BWI2.50

**Important Checkin Requirement**

Passengers who do not obtain a boarding pass and are not present and available for boarding in the departure gate area at least ten minutes prior to scheduled departure time may have their reserved space cancelled and will not be eligible for denied boarding compensation.

**Southwest Airlines Co. Notice of Incorporated Terms**

Air transportation by Southwest Airlines is subject to Southwest Airlines' Passenger Contract of Carriage, the terms of which are incorporated by reference.

**Tecia Marotta**

**From:** Paul Burris  
**Sent:** Sunday, October 18, 2009 6:52 PM  
**To:** Tecia Marotta  
**Subject:** FW: Ticketless Confirmation - BURRIS/PAUL DAVID - NNBDIK

Split

50% Penn Estates rate case **\$69.80**

25% Westgate rate case **\$34.90**

25% UIP Rate case **\$34.90**

*Paul Burris  
Regional Vice President  
Utilities Inc.*

*Office Phone 775-727-5941  
Cellular 775-513-7381  
Fax 775-727-7879*

Email: [pdburris@uiwater.com](mailto:pdburris@uiwater.com)

---

**From:** Paul Burris [mailto:[paulburris2@aol.com](mailto:paulburris2@aol.com)]  
**Sent:** Sunday, October 18, 2009 5:52 PM  
**To:** Paul Burris  
**Subject:** Fwd: Ticketless Confirmation - BURRIS/PAUL DAVID - NNBDIK

Sent from my iPhone

Begin forwarded message:

**From:** "Southwest Airlines" <[SouthwestAirlines@luv.southwest.com](mailto:SouthwestAirlines@luv.southwest.com)>  
**Date:** October 18, 2009 4:35:46 PM CDT  
**To:** [PAULBURRIS2@AOL.COM](mailto:PAULBURRIS2@AOL.COM)  
**Subject:** Ticketless Confirmation - BURRIS/PAUL DAVID - NNBDIK  
**Reply-To:** "Southwest Airlines" <[no-reply@luv.southwest.com](mailto:no-reply@luv.southwest.com)>



**<NOSCRIPT>**  
HREF="[http://ad.doubleclick.net/jump/N4253.6747.0417899525421/B3680603.2:aie4;abr=!ie5;sz=330x55;ord=\[timestamp\]?](http://ad.doubleclick.net/jump/N4253.6747.0417899525421/B3680603.2:aie4;abr=!ie5;sz=330x55;ord=[timestamp]?)" <  
SRC="[http://ad.doubleclick.net/ad/N4253.6747.0417899525421/B3680603.2:aie4;abr=!ie5;sz=330x55;ord=\[timestamp\]?](http://ad.doubleclick.net/ad/N4253.6747.0417899525421/B3680603.2:aie4;abr=!ie5;sz=330x55;ord=[timestamp]?)" BORDER=0 WIDTH=330 HEIGHT

ALT="Click Here"></A> </NOSCR1

Receipt and Itinerary as of 10/18/09 4:35 PM

**Confirmation Number**  
**NNBDIK**



Confirmation Date: 10/18/09  
 Received: WN/PAUL BURRIS BY ICBM

**Be prepared when you get there!**  
 Consult Travel Guide for relevant  
 tips from real travelers.

**Passenger Information**

Passenger Name	Account Number	Ticket#	Expiration <sup>1</sup>
BURRIS/PAUL DAVID	00001066865321	5262160557328	10/18/10

<sup>1</sup> All travel involving funds from this Confirmation Number must be completed by the expiration date.

**Itinerary**

**Depart:** CHICAGO MIDWAY to PHILADELPHIA PA *Travel Time: 2 hrs 5 mins*

Date	Flight	Routing Details
Sun Nov 15	# 0988	Depart CHICAGO MIDWAY (MDW) at 1:05 PM Arrive in PHILADELPHIA PA (PHL) at 4:10 PM

**Cost and Payment Summary**

Base Fare	\$120.00
+ Excise Taxes	\$9.00
<b>Advertised Fare</b>	<b>\$129.00</b>
+ Segment Fee	\$3.80
+ Passenger Facility Fee	\$4.50
+ Security Fee <sup>1</sup>	\$2.50
<b>Total Payment:</b>	<b>\$139.60</b>

<sup>1</sup> Security Fee is the government-imposed September 11th Security Fee.

Current payment(s)  
 10/18/09 [REDACTED] \$139.60

**Fare Rule(s)**

All travel involving funds from this Confirmation Number must be completed by the expiration date. Any change to this itinerary may result in a fare increase.

**Fare Calculation:**

CHI WN PHL120.00S14NTNR 120.00 END ZPMDW XFMDW4.5 AY2.50\$MDW2.50

**Important Checkin Requirement**

Passengers who do not obtain a boarding pass and are not present and available for boarding in the departure gate area at least ten minutes prior to scheduled departure time may have their reserved space cancelled and will not be eligible for denied boarding compensation.



**Tecia Marotta**

**From:** Paul Burris  
**Sent:** Sunday, October 18, 2008 6:51 PM  
**To:** Tecia Marotta  
**Subject:** FW: Ticketless Confirmation - BURRIS/PAUL DAVID - N7HDIM

Split

50% Penn estates rate case **69.80**  
25% UIP Rate case **34.90**  
25% Westgate rate case **34.90**

*Paul Burris  
Regional Vice President  
Utilities Inc.*

*Office Phone 775-727-5941  
Cellular 775-513-7381  
Fax 775-727-7879*

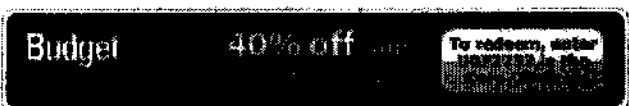
Email: [pdburris@uiwater.com](mailto:pdburris@uiwater.com)

**From:** Paul Burris [mailto:[paulburris2@aol.com](mailto:paulburris2@aol.com)]  
**Sent:** Sunday, October 18, 2009 5:52 PM  
**To:** Paul Burris  
**Subject:** Fwd: Ticketless Confirmation - BURRIS/PAUL DAVID - N7HDIM

Sent from my iPhone

Begin forwarded message:

**From:** "Southwest Airlines" <[SouthwestAirlines@luv.southwest.com](mailto:SouthwestAirlines@luv.southwest.com)>  
**Date:** October 18, 2009 4:40:43 PM CDT  
**To:** [PAULBURRIS2@AOL.COM](mailto:PAULBURRIS2@AOL.COM)  
**Subject:** Ticketless Confirmation - BURRIS/PAUL DAVID - N7HDIM  
**Reply-To:** "Southwest Airlines" <[no-reply@luv.southwest.com](mailto:no-reply@luv.southwest.com)>



Receipt and Itinerary as of 10/18/09 4:48 PM

**Confirmation Number**  
N7EDIM



Confirmation Date: 10/18/09  
Received: WN/PAUL BURRIS BY ICBM

**Be prepared when you get there!**  
Consult Travel Guide for relevant  
tips from real travelers.

**Passenger Information**

Passenger Name	Account Number	Ticket#	Expiration <sup>1</sup>
BURRIS/PAUL DAVID	00001066865321	5262160558106	10/18/10

<sup>1</sup> All travel involving funds from this Confirmation Number must be completed by the expiration date.

**Itinerary**

**Depart:** PHILADELPHIA PA to CHICAGO MIDWAY *Travel Time: 2 hrs 25 mins*

Date	Flight	Routing Details
Sat Nov 21	# 2051	Depart PHILADELPHIA PA (PHL) at 7:15 AM Arrive in CHICAGO MIDWAY (MDW) at 8:40 AM

**Cost and Payment Summary**

Base Fare	\$120.00
+ Excise Taxes	\$9.00
<b>Advertised Fare</b>	<b>\$129.00</b>
+ Segment Fee	\$3.60
+ Passenger Facility Fee	\$4.50
+ Security Fee <sup>1</sup>	\$2.50
<b>Total Payment:</b>	<b>\$139.60</b>

<sup>1</sup> Security Fee is the government-imposed September 11th Security Fee.

Current payment(s)  
10/18/09 [REDACTED] \$139.60

**Fare Rule(s)**

All travel involving funds from this Confirmation Number must be completed by the expiration date. Any change to this itinerary may result in a fare increase.

**Fare Calculation:**

PHL WN CHI120.00S14NTNR 120.00 END ZPPHL XFPHL4.5 AY2.50\$PHL2.50

**Important Checkin Requirement**

Passengers who do not obtain a boarding pass and are not present and available for boarding in the departure gate area at least ten minutes prior to scheduled departure time may have their reserved space cancelled and will not be eligible for denied boarding compensation.

**Southwest Airlines Co. Notice of Incorporated Terms**

Air transportation by Southwest Airlines is subject to Southwest Airlines' Passenger Contract of Carriage, the terms of which are incorporated by reference.

**Tecla Marotta**

**From:** Paul Burris  
**Sent:** Saturday, October 17, 2009 9:34 AM  
**To:** Tecla Marotta  
**Subject:** FW: Ticketless Confirmation - TAPPELLA/THOMAS ANTHONY - N69N7H

Tecla -- expense report

Charge to Capital project # 2010201

Please change any cost for Mike and I for flying down to this code as well. Thanks

*Paul Burris  
Regional Vice President  
Utilities Inc.*

*Office Phone 775-727-5941  
Cellular 775-513-7381  
Fax 775-727-7879*

Email: [pdburris@uiwater.com](mailto:pdburris@uiwater.com)

**From:** Southwest Airlines [<mailto:SouthwestAirlines@luv.southwest.com>]  
**Sent:** Saturday, October 17, 2009 9:28 AM  
**To:** Paul Burris  
**Subject:** Ticketless Confirmation - TAPPELLA/THOMAS ANTHONY - N69N7H



Receipt and Itinerary as of 10/17/09 11:28 AM

**Confirmation Number**  
**N69N7H**



Confirmation Date: 10/17/09  
Received: WN/PAUL BURRIS BY ICBM

**Be prepared when you get there!**  
Consult [Travel Guide](#) for relevant  
tips from real travelers.

**Passenger Information**

Passenger Name	Account Number	Ticket#	Expiration <sup>1</sup>
TAPPELLA/THOMAS ANTHONY	- None Entered -	5262160408602	10/17/10

<sup>1</sup> All travel involving funds from this Confirmation Number must be completed by the expiration date.

**Itinerary**

**Depart:** CHICAGO MIDWAY to ORLANDO INTL *Travel Time: 2 hrs 35 mins*

Date	Flight	Routing Details
Fri Oct 23	# 0455	Depart CHICAGO MIDWAY (MDW) at 7:00 AM Arrive in ORLANDO INTL (MCO) at 10:35 AM

**Return:** ORLANDO INTL to CHICAGO MIDWAY *Travel Time: 2 hrs 50 mins*

Date	Flight	Routing Details
Fri Oct 23	# 2800	Depart ORLANDO INTL (MCO) at 7:00 PM Arrive in CHICAGO MIDWAY (MDW) at 8:50 PM

**Cost and Payment Summary**

Base Fare	\$388.84
+ Excise Taxes	\$29.16
<b>Advertised Fare</b>	<b>\$418.00</b>
+ Segment Fee	\$7.20
+ Passenger Facility Fee	\$9.00
+ Security Fee <sup>1</sup>	\$5.00
<b>Total Payment:</b>	<b>\$439.20</b>

<sup>1</sup> Security Fee is the government-imposed September 11th Security Fee.

Current payment(s)  
10/17/09 [REDACTED] \$439.20

**Fare Rule(s)**

All travel involving funds from this Confirmation Number must be completed by the expiration date. Any change to this Itinerary may result in a fare increase.

**Fare Calculation:**

CHI WN ORL194.42WCNR WN CHI194.42WCNR 388.84 END ZPMDWMCO XFMDW4.5MCO4.5 AY5.00\$MDW2.50 MCO2.50

**Important Checkin Requirement**

Passengers who do not obtain a boarding pass and are not present and available for boarding in the departure gate area at least ten minutes prior to scheduled departure time may have their reserved space cancelled and will not be eligible for denied boarding compensation.

**Southwest Airlines Co. Notice of Incorporated Terms**

Air transportation by Southwest Airlines is subject to Southwest Airlines' Passenger Contract of Carriage, the terms of which are incorporated by reference.

Notice of Incorporated Terms

**Tecia Marotta**

**From:** Paul Burris  
**Sent:** Saturday, October 17, 2009 9:31 AM  
**To:** Tecia Marotta  
**Subject:** FW: Ticketless Confirmation - BURRIS/PAUL DAVID - NYX253

Midwest OPS – see flow trend in use


*Cap Project 2010201*

*Paul Burris  
Regional Vice President  
Utilities Inc.*

*Office Phone 775-727-5941  
Cellular 775-513-7381  
Fax 775-727-7879*

Email: [pdburris@uiwater.com](mailto:pdburris@uiwater.com)

**From:** Southwest Airlines [<mailto:SouthwestAirlines@iuv.southwest.com>]  
**Sent:** Friday, October 16, 2009 12:28 PM  
**To:** Paul Burris  
**Subject:** Ticketless Confirmation - BURRIS/PAUL DAVID - NYX253



Receipt and Itinerary as of 10/16/09 2:28 PM

**Confirmation Number**  
NYX253



Confirmation Date: 10/16/09  
Received: WN/PAUL BURRIS BY ICBM

**Be prepared when you get there!**  
Consult Travel Guide for relevant  
tips from real travelers.

**Passenger Information**

Passenger Name	Account Number	Ticket#	Expiration <sup>1</sup>
BURRIS/PAUL DAVID	00001066885321	5262160278460	10/16/10

<sup>1</sup> All travel involving funds from this Confirmation Number must be completed by the expiration date.

**Itinerary**

**Depart:** PHILADELPHIA PA to ORLANDO INTL *Travel Time: 2 hrs 35 mins*

Date	Flight #	Routing Details
Fri Oct 23	# 0221	Depart PHILADELPHIA PA (PHL) at 7:25 AM

Arrive in ORLANDO INTL (MCO) at 10:00 AM

**Cost and Payment Summary**

Base Fare	\$136.74
+ Excise Taxes	\$10.28
<b>Advertised Fare</b>	<b>\$147.00</b>
+ Segment Fee	\$3.60
+ Passenger Facility Fee	\$4.50
+ Security Fee <sup>1</sup>	\$2.50
<b>Total Payment:</b>	<b>\$157.60</b>

<sup>1</sup>Security Fee is the government-imposed September 11th Security Fee.

Current payment(s)  
10/16/09 [REDACTED] \$157.60

**Fare Rule(s)**

All travel involving funds from this Confirmation Number must be completed by the expiration date. Any change to this itinerary may result in a fare increase.

**Fare Calculation:**

PHL WN ORL 136.74R7NR 136.74 END ZPPHL XFPHL4.6 AY2.50\$PHL2.50


**Important Checkin Requirement**

Passengers who do not obtain a boarding pass and are not present and available for boarding in the departure gate area at least ten minutes prior to scheduled departure time may have their reserved space cancelled and will not be eligible for denied boarding compensation.

**Southwest Airlines Co. Notice of Incorporated Terms**

Air transportation by Southwest Airlines is subject to Southwest Airlines' Passenger Contract of Carriage, the terms of which are incorporated by reference.

Notice of Incorporated Terms



**Additional Information for Travelers**

[Online Checkin](#) | [Free Baggage Allowance](#) | [Checkin Requirements](#)  
[Inflight Service](#) | [Travel Tools](#) | [Refund Information](#) | [Privacy Policy](#) | [Southwest Airlines Destinations](#)

We can notify you of flight departure or arrival status via text messages on your cell phone, pager, personal digital assistant (PDA), or e-mail account. Or, use our automated phone service by calling 1-888-SWA-TRIP.

o

**Tecla Marotta**

**From:** Paul Burris  
**Sent:** Saturday, October 17, 2009 9:31 AM  
**To:** Tecla Marotta  
**Subject:** FW: Ticketless Confirmation - MILLER/MICHAEL - NR825K

Midwest OPS – see flow trend box in use (Mike Miller)


*Cap Project 2010201*

*Paul Burris  
Regional Vice President  
Utilities Inc.*

*Office Phone 775-727-5941  
Cellular 775-513-7381  
Fax 775-727-7879*

Email: [pdburris@uiwater.com](mailto:pdburris@uiwater.com)

**From:** Southwest Airlines [<mailto:SouthwestAirlines@luv.southwest.com>]  
**Sent:** Friday, October 16, 2009 12:31 PM  
**To:** Paul Burris  
**Subject:** Ticketless Confirmation - MILLER/MICHAEL - NR825K



Receipt and Itinerary as of 10/16/09 2:30 PM

**Confirmation Number**  
**NR825K**



Confirmation Date: 10/16/09  
Received: WN/PAUL BURRIS BY ICBM

**Be prepared when you get there!**  
Consult Travel Guide for relevant  
tips from real travelers.

**Passenger Information**

Passenger Name	Account Number	Ticket#	Expiration <sup>1</sup>
MILLER/MICHAEL	- None Entered -	5262160279066	10/16/10

<sup>1</sup> All travel involving funds from this Confirmation Number must be completed by the expiration date.

**Itinerary**

**Depart:** PHILADELPHIA PA to ORLANDO INTL

*Travel Time: 2 hrs 35 mins*

Date	Flight	Routing Details
Fri Oct 23	# 0221	Depart PHILADELPHIA PA (PHL) at 7:25 AM Arrive in ORLANDO INTL (MCO) at 10:00 AM

**Cost and Payment Summary**

Base Fare	\$0.00
+ Excise Taxes	\$0.00
<b>Advertised Fare</b>	<b>\$0.00</b>
+ Segment Fee	\$0.00
+ Passenger Facility Fee	\$0.00
+ Security Fee <sup>1</sup>	\$2.50
<b>Total Payment:</b>	<b>\$2.50</b>

<sup>1</sup>Security Fee is the government-imposed September 11th Security Fee.

Current payment(s)  
10/16/09 [REDACTED] \$2.50

**Fare Rule(s)**

All travel involving funds from this Confirmation Number must be completed by the expiration date. Any change to this itinerary may result in a fare increase.

**Fare Calculation:**

PHL WN ORL0.00XCC 0.00 END AY2.50\$PHL2.50


**Important Checkin Requirement**

Passengers who do not obtain a boarding pass and are not present and available for boarding in the departure gate area at least ten minutes prior to scheduled departure time may have their reserved space cancelled and will not be eligible for denied boarding compensation.

**Southwest Airlines Co. Notice of Incorporated Terms**

Air transportation by Southwest Airlines is subject to Southwest Airlines' Passenger Contract of Carriage, the terms of which are incorporated by reference.

Notice of Incorporated Terms



**Additional information for Travelers**

[Online Checkin](#) | [Free Baggage Allowance](#) | [Checkin Requirements](#)  
[Inflight Service](#) | [Travel Tools](#) | [Refund Information](#) | [Privacy Policy](#) | [Southwest Airlines Destinations](#)

We can notify you of flight departure or arrival status via text messages on your cell phone, pager, personal digital assistant (PDA), or e-mail account. Or, use our automated phone service by calling 1-888-SWA-TRIP.



**Tecia Marotta**

**From:** Paul Burris  
**Sent:** Saturday, October 17, 2009 9:31 AM  
**To:** Tecia Marotta  
**Subject:** FW: Ticketless Confirmation - BURRIS/PAUL DAVID - NHGCDJ

Expense report \$53

Midwest OPS – see flow trend in use


*Project 2010201*

*Paul Burris  
Regional Vice President  
Utilities Inc.*

*Office Phone 775-727-5941  
Cellular 775-513-7381  
Fax 775-727-7879*

Email: [pdburris@uiwater.com](mailto:pdburris@uiwater.com)

**From:** Southwest Airlines [<mailto:SouthwestAirlines@luv.southwest.com>]  
**Sent:** Friday, October 16, 2009 12:34 PM  
**To:** Paul Burris  
**Subject:** Ticketless Confirmation - BURRIS/PAUL DAVID - NHGCDJ



Receipt and Itinerary as of 10/18/09 2:33 PM

**Confirmation Number**  
NHGCDJ



Confirmation Date: 10/11/09  
Received: WN/PAUL BURRIS BY ICBM

**Be prepared when you get there!**  
Consult Travel Guide for relevant  
tips from real travelers.

**Passenger Information**

Passenger Name	Account Number	Ticket#	Expiration <sup>1</sup>
BURRIS/PAUL DAVID	00001066865321	5262160279609	10/11/10

<sup>1</sup> All travel involving funds from this Confirmation Number must be completed by the expiration date.

**Itinerary**

**Depart:** ORLANDO INTL to CHICAGO MIDWAY

*Travel Time: 2 hrs 50 mins*

Date	Flight	Routing Details
Fri Oct 23	# 2800	Depart ORLANDO INTL (MCO) at 7:00 PM Arrive in CHICAGO MIDWAY (MDW) at 8:50 PM

**Cost and Payment Summary**

Base Fare	\$144.19
+ Excise Taxes	\$10.81
<b>Advertised Fare</b>	<b>\$155.00</b>
+ Segment Fee	\$3.60
+ Passenger Facility Fee	\$4.50
+ Security Fee <sup>1</sup>	\$2.50
<b>Total Payment:</b>	<b>\$165.60</b>

<sup>1</sup>Security Fee is the government-imposed September 11th Security Fee.

**Current payment(s)**

10/16/09 ██████████ **\$53.00**  
 10/16/09 Ticket Exchange 5262159093755 \$112.60

**Fare Rule(s)**

All travel involving funds from this Confirmation Number must be completed by the expiration date. Any change to this itinerary may result in a fare increase.


**Important Checkin Requirement**

Passengers who do not obtain a boarding pass and are not present and available for boarding in the departure gate area at least ten minutes prior to scheduled departure time may have their reserved space cancelled and will not be eligible for denied boarding compensation.

**Southwest Airlines Co. Notice of Incorporated Terms**

Air transportation by Southwest Airlines is subject to Southwest Airlines' Passenger Contract of Carriage, the terms of which are incorporated by reference.

Notice of Incorporated Terms



**Additional Information for Travelers**

[Online Checkin](#) | [Free Baggage Allowance](#) | [Checkin Requirements](#)  
[Inflight Service](#) | [Travel Tools](#) | [Refund Information](#) | [Privacy Policy](#) | [Southwest Airlines Destinations](#)

We can notify you of flight departure or arrival status via text messages on your cell phone, pager, personal digital assistant (PDA), or e-mail account. Or, use our automated phone service by calling 1-888-SWA-TRIP.

**Tecia Marotta**

**From:** Paul Burris  
**Sent:** Saturday, October 17, 2009 9:31 AM  
**To:** Tecia Marotta  
**Subject:** FW: Ticketless Confirmation - MILLER/MICHAEL - NBKJUC

MIDWEST OPS – Mike spending time with Bruce (RD) while Paul attends Biotech DHEC Meeting


*Paul Burris  
Regional Vice President  
Utilities Inc.*

*Office Phone 775-727-5941  
Cellular 775-513-7381  
Fax 775-727-7879*

Email: [pdburris@uiwater.com](mailto:pdburris@uiwater.com)

---

**From:** Southwest Airlines [<mailto:SouthwestAirlines@luv.southwest.com>]  
**Sent:** Friday, October 16, 2009 11:29 AM  
**To:** Paul Burris  
**Subject:** Ticketless Confirmation - MILLER/MICHAEL - NBKJUC



Receipt and Itinerary as of 10/16/09 1:28 PM

**Confirmation Number**  
**NBKJUC**



Confirmation Date: 09/15/09  
Received: PAUL BURRIS BY ICBM

**Be prepared when you get there!**  
Consult Travel Guide for relevant  
tips from real travelers.

**Passenger Information**

Passenger Name	Account Number	Ticket#	Expiration <sup>1</sup>
MILLER/MICHAEL	- None Entered -	5262180262215	09/15/10

<sup>1</sup> All travel involving funds from this Confirmation Number must be completed by the expiration date.

**Itinerary**

**Depart:** RALEIGH DURHAM NC to CHICAGO MIDWAY *Travel Time: 2 hrs*

Date	Flight	Routing Details
Sat Oct 17	# 3445	Depart RALEIGH DURHAM NC (RDU) at 8:20 AM Arrive in CHICAGO MIDWAY (MDW) at 9:20 AM

**Cost and Payment Summary**

Base Fare	\$0.00
+ Excise Taxes	\$0.00
<b>Advertised Fare</b>	<b>\$0.00</b>
+ Segment Fee	\$0.00
+ Passenger Facility Fee	\$0.00
+ Security Fee <sup>1</sup>	\$2.50
<b>Total Payment:</b>	<b>\$2.50</b>

<sup>1</sup>Security Fee is the government-imposed September 11th Security Fee.

**Current payment(s)**

10/11/09 Ticket Exchange 5262159047476 \$2.50

**Fare Rule(s)**

1234 VALID ONLY ON WN. All travel involving funds from this Confirmation Number must be completed by the expiration date. Any change to this itinerary may result in a fare increase.

**Fare Calculation:**

RDU WN CH10.00XCC 0.00 END


**Important Checkin Requirement**

Passengers who do not obtain a boarding pass and are not present and available for boarding in the departure gate area at least ten minutes prior to scheduled departure time may have their reserved space cancelled and will not be eligible for denied boarding compensation.

**Southwest Airlines Co. Notice of Incorporated Terms**

Air transportation by Southwest Airlines is subject to Southwest Airlines' Passenger Contract of Carriage, the terms of which are incorporated by reference.

**Notice of Incorporated Terms**



**Additional Information for Travelers**

[Online Checkin](#) | [Free Baggage Allowance](#) | [Checkin Requirements](#)  
[Inflight Service](#) | [Travel Tools](#) | [Refund Information](#) | [Privacy Policy](#) | [Southwest Airlines Destinations](#)

We can notify you of flight departure or arrival status via text messages on your cell phone, pager, personal digital assistant (PDA), or e-mail account. Or, use our automated phone service by calling 1-888-SWA-TRIP.

**Tecia Marotta**

---

**From:** Paul Burris  
**Sent:** Friday, October 23, 2009 2:51 AM  
**To:** Tecia Marotta  
**Subject:** FW: National Rental Agreement 915550788

**Attachments:** \_u02\_zlprd\_j2ee\_zlprd\_log\_spool\_ResServicePDF\_915550788.pdf



\_u02\_zlprd\_j2ee  
zlprd\_log\_spoo..

Can you add to expense report as:

1/4 Penn Estates rate case  
1/4 UIP Rate case  
1/4 Westgate rate case  
1/4 MWS rate case

*114.68 each*

Paul Burris  
Regional Vice President  
Utilities Inc.

Office Phone 775-727-5941  
Cellular 775-513-7381  
Fax 775-727-7879

Email: [pdburris@uiwater.com](mailto:pdburris@uiwater.com)

—Original Message—

**From:** [Customerservice@nationalcar.com](mailto:Customerservice@nationalcar.com) [mailto:Customerservice@nationalcar.com]  
**Sent:** Friday, October 23, 2009 2:10 AM  
**To:** Paul Burris  
**Subject:** National Rental Agreement 915550788

Please find attached the rental agreement receipt from National Car Rental.

Thanks,  
-[Customerservice@nationalcar.com](mailto:Customerservice@nationalcar.com)

---

**National Car Rental**

---

Rental Agreement #: 915550788

Invoice #: 90014145659

Contract #: 5007125

Renter Name: PAUL D BURRIS

Renter Address: 360 ROCK CREEK DRIVE  
(571 W LESLIE ST, PAHRUMP, NV, 89060)  
MANTENO, IL 60950  
US

---

**Rental Location**

---

Pickup Date: 19-OCT-2009

Pickup Location: PHILADELPHIA ARPT  
PHILADELPHIA INTL ARPT  
1 ARRIVALS RD.  
PHILADELPHIA, PA 19153  
US

Return Date: 23-OCT-2009

Return Location: PHILADELPHIA ARPT  
PHILADELPHIA INTL ARPT  
1 ARRIVALS RD.  
PHILADELPHIA, PA 19153  
US

---

**Vehicle Info**

---

Model: SUBURBAN 4WD

License Number: HJJ5460

State/Province: PA

Vehicle Class Driven: PREMIUM SUV AUTO A/C

Vehicle Class Charged: Intermediate 2/4 Door Car Auto A/C

Miles/Kms Driven: 789.0

Miles/Kms Out: 1952.0

Miles/Kms In: 2741.0

---

**Charges**

---

TIME & DISTANCE	4	DAY	0	69.42	277.68
UNLIMITED DISTANCE-TIME & DISTANCE	0.00	DISTANCE @	0.00	0.00	0.00
DISCOUNT					-27.77
KEY LOCK OUT CHARGE					48.00
FUEL CHARGE					76.26
AIRPORT CONCESSION FEE RECOVERY					41.57
TRANS ASSISTANCE TAX 2.00/DAY					8.00
VEHICLE RENTAL TAX (2.00%)					5.83
SALES TAX (8.00%)					23.32
PHIL VEH RENTAL TAX (2.00%)					5.83
Total Charges (USD)					458.72

---

**Payment**

---

American Express	1000	23-OCT-2009			458.72
Amount Due (USD)					458.72

---

**National Car Rental**

---

**[REDACTED]** 0.00  
Amount Due (USD) 458.72

Rental Credits : 1 credits have been rewarded for this reservation.

Subject to audit.

Thank you for renting with National Car Rental. We appreciate your business.

Please do not reply directly to this email. If you have a question or comment regarding your rental agreement please send it to [customerservice@nationalcar.com](mailto:customerservice@nationalcar.com)

**Tecia Marotta**

---

**From:** Paul Burris  
**Sent:** Friday, October 30, 2009 8:08 AM  
**To:** Tecia Marotta  
**Attachments:** wef receipt.jpeg

Charge to:

50% Midwest Ops  
50% West Ops

*32.50 each*

*Paul Burris  
Regional Vice President  
Utilities Inc.*

*Office Phone 775-727-5941  
Cellular 775-513-7381  
Fax 775-727-7879*

**Email:** [pdburris@uiwater.com](mailto:pdburris@uiwater.com)



# WEF Membership



601 Wythe Street | Alexandria, Virginia, USA | 22314-1994  
1-800-656-0206 | +1-571-930-1545

# Renewal Notice

It's time to renew your membership and continue to receive your benefits without interruption. Please help us avoid wasting precious resources with multiple notices. No better offers will follow, so act now.

Expiration Date: 11/30/2009  
Order Number: 2009467581  
Priority Code: CS

Member ID: 1606563  
Pauli Burns  
360 Rock Creek Dr  
Marengo, IL 60950-3469

Valued Member Since: 12/1/1989


October 22, 2009

Dear Paul Burns,

Your membership entitles you to WEF's on this form, so we can provide benefits that

*William J. Bertara*

William Bertara, Executive Director



## Member Renewal Details

Correct or complete your contact information. The address listed above is my:  Home |  Work

Home Phone: 815/468-0077  
Business Phone: 775/727-5941  
Fax Number: 775/727-7879  
E-mail Address: pburns@wefwater.com

Treated confidentially; required for electronic publications and member updates. To opt out of product and training alerts, check this box:

Optional items — Please correct or provide so we can better serve you.

Date of Birth: \_\_\_\_\_ Years in Industry: OPT04  
Gender: M Education: ED06

WEF Membership: PWO	\$45.00
Local MA: CS	\$20.00
Other MA Dues:	\$0.00
	\$65.00

## Water Environment Research Foundation

Support clean water environment research.

Choose designation: Amount of contribution:  
 General Fund  \$25  \$50  
 Endowment Fund  \$100  \$500  
 \$1,000  \$ \_\_\_\_\_

Please write the amount you wish to contribute on line 3 bottom right. Thank you for your support!

## Publications

Publications	WEF Rate
Water Environment & Technology (WE&T)	Included
Federations Highlights Online	Included
Proceedings of the Water Environment Federation	Included

Renew your membership online at [www.wef.org/renewal](http://www.wef.org/renewal)

## Total Due

1	Member Dues: (subtotal 1)	
2	Publications: (subtotal 2)	
3	WERF Contribution (from above)	
4		
		65.00

Dependent upon your membership level, \$95, \$45, or \$20 of your membership dues is allocated towards a subscription of WE&T.

**Tecia Marotta**

**From:** Paul Burris  
**Sent:** Thursday, October 15, 2009 11:02 AM  
**To:** Tecia Marotta  
**Subject:** FW: National Rental Agreement 717485343

**Follow Up Flag:** Follow up  
**Flag Status:** Red

**Attachments:** \_u02\_zlprd\_j2ee\_zlprd\_log\_spool\_ResServicePDF\_717485343.pdf



\_u02\_zlprd\_j2ee  
zlprd\_log\_spoo..

Can you add to my next expense report

50% Maryland water service - tour site prior to hearing 50% Colchester - visit site and personnel, also discuss town hall

*59.62 each*

Paul Burris  
Regional Vice President  
Utilities Inc.

Office Phone 775-727-5941  
Cellular 775-513-7381  
Fax 775-727-7879

Email: [pdburris@uiwater.com](mailto:pdburris@uiwater.com)

-----Original Message-----

**From:** [Customerservice@nationalcar.com](mailto:Customerservice@nationalcar.com) [mailto:]  
**Sent:** Thursday, October 15, 2009 9:38 AM  
**To:** Paul Burris  
**Subject:** National Rental Agreement 717485343

Please find attached the rental agreement receipt !

Thanks,  
-[Customerservice@nationalcar.com](mailto:Customerservice@nationalcar.com)

**NATIONAL  
CAR RENTAL**

RA 717485343 Inv 70015794285  
Rental 14-OCT-2009 01:04 PM  
WASHINGTON DULLES INTL ARPT  
Return 15-OCT-2009 12:37 PM  
BALTIMORE ARPT

PAUL D BURRIS  
Vehicle # A1110535  
Model IMPALA LT  
Class Driven FCAR Class Charged ICAR  
License# XPH6567 State/Province VA  
M/Kms Driven 401  
M/Kms Out 4172  
M/Kms In 4573

Charges	No Unit	Price	Amount
T & H	1 Days	81.00	81.00*
UNLTH M/KM	0 M/Kms		0.00*
REFUELING	2 Gals	3.46	6.92
ADNL ERWR	1 Days	9.99	9.99*
AP CONCESSION FEE RECEIV			10.90*
VEN LIC FEE REDOV			0.22*
ADDITIONAL TAX @4.000 %			4.08
VA RENTAL TAX @4.000 %			4.08
VA RENTAL FEE @2.000 %			2.04

Total Charges USD 119.23  
Paid By AMEX 1000 -119.23  
Amount Due USD -0.00

\* Taxable Items  
Subject to Audit  
Your Emerald Club Number is 786155862  
Congratulations! You have just earned a Free Day!  
Free Day is subject to program rules.  
Customer service Number 1-800-468-3334

*1/2 @ Colchester  
1/2 MUS - PINTO*



---

**National Car Rental**

---

Rental Agreement #: 717485343

Invoice #: 70015794285

Contract #: 5007125

Renter Name: PAUL D BURRIS

Renter Address: 360 ROCK CREEK DRIVE  
(571 W LESLIE ST, PAHRUMP, NV, 89060)  
MANTENO, IL 60950  
US

---

**Rental Location**

---

Pickup Date: 14-OCT-2009

Pickup Location: WASHINGTON DULLES INTL ARPT  
WASHINGTON DULLES INTL ARPT  
23430 AUTOPILOT DR.  
DULLES, VA 20166  
US

Return Date: 15-OCT-2009

Return Location: BALTIMORE ARPT  
BALTIMORE-WASHINGTON ARPT  
7434 NEW RIDGE ROAD  
HANOVER, MD 21076  
US

---

**Vehicle Info**

---

Model: IMPALA LT

License Number: XPH6567

State/Province: VA

Vehicle Class Driven: Full Size 2/4 Door Car Auto A/C

Vehicle Class Charged: Intermediate 2/4 Door Car Auto A/C

Miles/Kms Driven: 401.0

Miles/Kms Out: 4172.0

Miles/Kms In: 4573.0

---

**Charges**


---

TIME & DISTANCE	1	DAY	@	81.00	81.00
UNLIMITED DISTANCE-TIME & DISTANCE	0.00	DISTANCE	@	0.00	0.00
FUEL CHARGE					6.92
ADDITIONAL DRIVER CHARGE					9.99
AIRPORT CONCESSION FEE RECOVERY					10.90
VEH LICENSE FEE RECOVERY .22/DAY					0.22
VIRGINIA ADDITIONAL TAX (4.00%)					4.08
VIRGINIA RENTAL TAX (4.00%)					4.08
VIRGINIA RENTAL FEE (2.00%)					2.04
Total Charges (USD)					119.23

---

**Payment**

---

 15-OCT-2009 119.23  
Amount Due (USD) 0.00

Rental Credits : 1 credits have been rewarded for this reservation.

---

**National Car Rental**

---

Congratulations! You have just earned a Free Day! Free Day is subject to program rules.  
Subject to audit.

Thank you for renting with National Car Rental. We appreciate your business.  
Please do not reply directly to this email. If you have a question or comment regarding your rental agreement please send it to [customerservice@nationalcar.com](mailto:customerservice@nationalcar.com)

**Tecia Marotta**

**From:** Paul Burris  
**Sent:** Sunday, October 18, 2009 6:53 PM  
**To:** Tecia Marotta  
**Subject:** FW: Ticketless Confirmation - BURRIS/PAUL DAVID - NWQDIT

Maryland water service – consumer session for surcharge filling

*Paul Burris  
Regional Vice President  
Utilities Inc.*

*Office Phone 775-727-5941  
Cellular 775-513-7381  
Fax 775-727-7879*

Email: [pdburris@uiwater.com](mailto:pdburris@uiwater.com)

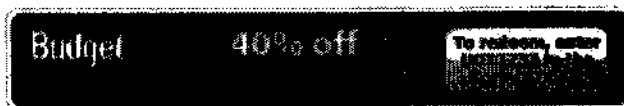
---

**From:** Paul Burris [<mailto:paulburris2@aol.com>]  
**Sent:** Sunday, October 18, 2009 5:54 PM  
**To:** Paul Burris  
**Subject:** Fwd: Ticketless Confirmation - BURRIS/PAUL DAVID - NWQDIT

Sent from my iPhone

Begin forwarded message:

**From:** "Southwest Airlines" <[SouthwestAirlines@luv.southwest.com](mailto:SouthwestAirlines@luv.southwest.com)>  
**Date:** October 18, 2009 7:33:24 PM CDT  
**To:** PAULBURRIS2@AOL.COM  
**Subject:** Ticketless Confirmation - BURRIS/PAUL DAVID - NWQDIT  
**Reply-To:** "Southwest Airlines" <[no-reply@luv.southwest.com](mailto:no-reply@luv.southwest.com)>



Receipt and Itinerary as of 10/18/09 7:33 PM

**Confirmation Number**  
**NWQDIT**



Confirmation Date: 10/18/09  
Received: WN/PAUL BURRIS BY ICBM

**Be prepared when you get there!**  
Consult Travel Guide for relevant

10/19/2009

tips from real travelers.

**Passenger Information**

Passenger Name	Account Number	Ticket#	Expiration <sup>1</sup>
BURRIS/PAUL DAVID	00001066865321	5262160583867	10/18/10

<sup>1</sup> All travel involving funds from this Confirmation Number must be completed by the expiration date.

**Itinerary**

**Depart:** CHICAGO MIDWAY to BALTIMORE  
WASHNTN

*Travel Time: 1 hrs 45 mins*

Date	Flight	Routing Details
Mon Dec 07	# 1326	Depart CHICAGO MIDWAY (MDW) at 9:20 AM Arrive in BALTIMORE WASHNTN (BWI) at 12:05 PM

**Cost and Payment Summary**

Base Fare	\$97.67
+ Excise Taxes	\$7.33
<b>Advertised Fare</b>	<b>\$105.00</b>
+ Segment Fee	\$3.60
+ Passenger Facility Fee	\$4.50
+ Security Fee <sup>1</sup>	\$2.50
<b>Total Payment:</b>	<b>\$115.60</b>

<sup>1</sup> Security Fee is the government-imposed September 11th Security Fee.

Current payment(s)  
10/18/09 [REDACTED] \$115.60

**Fare Rule(s)**

All travel involving funds from this Confirmation Number must be completed by the expiration date. Any change to this itinerary may result in a fare increase.

**Fare Calculation:**

CHI WN BWI97.67S21NTNR 97.67 END ZPMDW XFMDW4.5 AY2.50\$MDW2.50

**Important Checkin Requirement**

Passengers who do not obtain a boarding pass and are not present and available for boarding in the departure gate area at least ten minutes prior to scheduled departure time may have their reserved space cancelled and will not be eligible for denied boarding compensation.

**Southwest Airlines Co. Notice of Incorporated Terms**

Air transportation by Southwest Airlines is subject to Southwest Airlines' Passenger Contract of Carriage, the terms of which are incorporated by reference.

**Notice of Incorporated Terms****Additional Information for Travelers**

[Online Checkin](#) | [Free Baggage Allowance](#) | [Checkin Requirements](#)

**Tecia Marotta**

---

**From:** Paul Burris  
**Sent:** Friday, October 30, 2009 5:26 PM  
**To:** Tecia Marotta  
**Subject:** Misc expenses

10/20            Maryland water service            \$2.85 toll  
   \$10.00 dinner  
   \$20.00 fuel for rental, forgot receipt

*Paul Burris  
Regional Vice President  
Utilities Inc.*

*Office Phone 775-727-5941  
Cellular 775-513-7381  
Fax 775-727-7879*

Email: [pdburris@uiwater.com](mailto:pdburris@uiwater.com)

**Tecia Marotta**

---

**From:** Paul Burris  
**Sent:** Saturday, October 17, 2009 9:31 AM  
**To:** Tecia Marotta  
**Subject:** FW: Ticketless Confirmation - BURRIS/PAUL - NZNJVR

BIOTECH -- change in flight \$3

*Paul Burris  
Regional Vice President  
Utilities Inc.*

*Office Phone 775-727-5941  
Cellular 775-513-7381  
Fax 775-727-7879*

Email: [pdburris@uiwater.com](mailto:pdburris@uiwater.com)

---

**From:** Southwest Airlines [mailto:[SouthwestAirlines@luv.southwest.com](mailto:SouthwestAirlines@luv.southwest.com)]  
**Sent:** Friday, October 16, 2009 11:27 AM  
**To:** Paul Burris  
**Subject:** Ticketless Confirmation - BURRIS/PAUL - NZNJVR



Receipt and Itinerary as of 10/16/09 1:26 PM

**Confirmation Number**  
NZNJVR



Confirmation Date: 09/15/09  
Received: WN/PAUL BURRIS BY ICBM

**Be prepared when you get there!**  
Consult [Travel Guide](#) for relevant  
tips from real travelers.

**Passenger Information**

Passenger Name	Account Number	Ticket#	Expiration <sup>1</sup>
BURRIS/PAUL	00001066865321	5262160261815	09/15/10

<sup>1</sup> All travel involving funds from this Confirmation Number must be completed by the expiration date.

**Itinerary**

10/19/2009



**Depart:** RALEIGH DURHAM NC to CHICAGO MIDWAY *Travel Time: 2 hrs*

Date	Flight	Routing Details
Sat Oct 17	# 3445	Depart RALEIGH DURHAM NC (RDU) at 8:20 AM Arrive in CHICAGO MIDWAY (MDW) at 9:20 AM

#### Cost and Payment Summary

Base Fare	\$212.10
+ Excise Taxes	\$15.90
<b>Advertised Fare</b>	<b>\$228.00</b>
+ Segment Fee	\$3.60
+ Passenger Facility Fee	\$4.50
+ Security Fee <sup>1</sup>	\$2.50
<b>Total Payment:</b>	<b>\$238.60</b>

<sup>1</sup>Security Fee is the government-imposed September 11th Security Fee.

#### Current payment(s)

10/16/09 [REDACTED] \$3.00  
10/16/09 Ticket Exchange 5262159047332 \$235.60

#### Fare Rule(s)

All travel involving funds from this Confirmation Number must be completed by the expiration date. Any change to this itinerary may result in a fare increase.

#### Important Checkin Requirement

Passengers who do not obtain a boarding pass and are not present and available for boarding in the departure gate area at least ten minutes prior to scheduled departure time may have their reserved space cancelled and will not be eligible for denied boarding compensation.

#### Southwest Airlines Co. Notice of Incorporated Terms

Air transportation by Southwest Airlines is subject to Southwest Airlines' Passenger Contract of Carriage, the terms of which are incorporated by reference.

#### Notice of Incorporated Terms



#### Additional information for Travelers

[Online Checkin](#) | [Free Baggage Allowance](#) | [Checkin Requirements](#)  
[Inflight Service](#) | [Travel Tools](#) | [Refund Information](#) | [Privacy Policy](#) | [Southwest Airlines Destinations](#)

We can notify you of flight departure or arrival status via text messages on your cell phone, pager, personal digital assistant (PDA), or e-mail account. Or, use our automated phone service by calling 1-888-SWA-TRIP.

**Tecia Marotta**

---

**From:** Paul Burris  
**Sent:** Friday, October 30, 2009 7:16 PM  
**To:** Tecia Marotta  
**Subject:** FW: Ticketless Confirmation - BURRIS/PAUL DAVID - NEWQFB

BIOTECH – meeting with staff

*Paul Burris  
Regional Vice President  
Utilities Inc.*

*Office Phone 775-727-5941  
Cellular 775-513-7381  
Fax 775-727-7879*

Email: [pdburris@uiwater.com](mailto:pdburris@uiwater.com)


---

**From:** Southwest Airlines [mailto:SouthwestAirlines@luv.southwest.com]  
**Sent:** Friday, October 30, 2009 6:24 PM  
**To:** Paul Burris  
**Subject:** Ticketless Confirmation - BURRIS/PAUL DAVID - NEWQFB



Receipt and Itinerary as of 10/30/09 8:24 PM

**Confirmation Number**  
**NEWQFB**



Confirmation Date: 10/30/09  
Received: WN/PAUL BURRIS BY ICBM

**Be prepared when you get there!**  
Consult Travel Guide for relevant  
tips from real travelers.

**Passenger Information**

Passenger Name	Account Number	Ticket#	Expiration <sup>1</sup>
BURRIS/PAUL DAVID	00001066865321	5262163674706	10/30/10

<sup>1</sup> All travel involving funds from this Confirmation Number must be completed by the expiration date.

**Itinerary**

**Depart:** CHICAGO MIDWAY to RALEIGH DURHAM NC *Travel Time: 1 hrs 50 mins*

Date	Flight #	Routing Details
Wed Nov 11	# 3940	Depart CHICAGO MIDWAY (MDW) at 8:30 PM

Arrive in RALEIGH DURHAM NC (RDU) at 11:20 PM

Return: RALEIGH DURHAM NC to CHICAGO MIDWAY *Travel Time: 2 hrs 10 mins*

Date	Flight	Routing Details
Fri Nov 13	# 0249	Depart RALEIGH DURHAM NC (RDU) at 5:40 PM Arrive in CHICAGO MIDWAY (MDW) at 6:50 PM

**Cost and Payment Summary**

Base Fare	\$160.93
+ Excise Taxes	\$12.07
<b>Advertised Fare</b>	<b>\$173.00</b>
+ Segment Fee	\$7.20
+ Passenger Facility Fee	\$9.00
+ Security Fee <sup>1</sup>	\$5.00
<b>Total Payment:</b>	<b>\$194.20</b>

<sup>1</sup>Security Fee is the government-imposed September 11th Security Fee.

**Current payment(s)**

10/30/09 [REDACTED] \$194.20

**Fare Rule(s)**

All travel involving funds from this Confirmation Number must be completed by the expiration date. Any change to this itinerary may result in a fare increase.

**Fare Calculation:**

CHI WN RDU68.84TD10NR WN CHI92.09N10NTNR 160.93 END ZPMDWRDU XFMDW4.5RDU4.5 AY5.00\$MDW2.50 RDU2.50

**Important Checkin Requirement**

Passengers who do not obtain a boarding pass and are not present and available for boarding in the departure gate area at least ten minutes prior to scheduled departure time may have their reserved space cancelled and will not be eligible for denied boarding compensation.

**Southwest Airlines Co. Notice of Incorporated Terms**

Air transportation by Southwest Airlines is subject to Southwest Airlines' Passenger Contract of Carriage, the terms of which are incorporated by reference.

**Notice of Incorporated Terms**



**Additional information for Travelers**

[Online Checkin](#) | [Free Baggage Allowance](#) | [Checkin Requirements](#)  
[Inflight Service](#) | [Travel Tools](#) | [Refund Information](#) | [Privacy Policy](#) | [Southwest Airlines Destinations](#)

We can notify you of flight departure or arrival status via text messages on your cell phone, pager, personal digital assistant (PDA), or e-mail account. Or, use our automated phone service by calling 1-888-SWA-TRIP.

**Tecia Marotta**

**From:** Paul Burris  
**Sent:** Friday, October 30, 2009 7:15 PM  
**To:** Tecia Marotta  
**Subject:** FW: Ticketless Confirmation - BURRIS/PAUL DAVID - NM6Q83

UIN rate case

*Paul Burris  
Regional Vice President  
Utilities Inc.*

*Office Phone 775-727-5941  
Cellular 775-513-7381  
Fax 775-727-7879*


Email: [pdburris@uiwater.com](mailto:pdburris@uiwater.com)

**From:** Southwest Airlines [<mailto:SouthwestAirlines@luv.southwest.com>]  
**Sent:** Friday, October 30, 2009 7:02 PM  
**To:** Paul Burris  
**Subject:** Ticketless Confirmation - BURRIS/PAUL DAVID - NM6Q83



Receipt and Itinerary as of 10/30/09 9:02 PM

**Confirmation Number**  
**NM6Q83**



Confirmation Date: 10/30/09  
Received: WN/PAUL BURRIS BY ICBM

**Be prepared when you get there!**  
Consult [Travel Guide](#) for relevant  
tips from real travelers.

**Passenger Information**

Passenger Name	Account Number	Ticket#	Expiration <sup>1</sup>
BURRIS/PAUL DAVID	00001066865321	5262163678931	10/30/10

<sup>1</sup> All travel involving funds from this Confirmation Number must be completed by the expiration date.

**Itinerary**

**Depart:** CHICAGO MIDWAY to RENO TAHOE NV *Travel Time: 4 hrs 30 mins*

Date	Flight	Routing Details
Tue Dec 01	# 3857	Depart CHICAGO MIDWAY (MDW) at 11:15 AM

Arrive in RENO TAHOE NV (RNO) at 1:45 PM

### Cost and Payment Summary

Base Fare	\$148.84
+ Excise Taxes	\$11.16
<b>Advertised Fare</b>	<b>\$160.00</b>
+ Segment Fee	\$3.60
+ Passenger Facility Fee	\$4.50
+ Security Fee <sup>1</sup>	\$2.50
<b>Total Payment:</b>	<b>\$170.60</b>

<sup>1</sup>Security Fee is the government-imposed September 11th Security Fee.

### Current payment(s)

10/30/09 XXXXXXXXXXXX \$170.60

### Fare Rule(s)

All travel involving funds from this Confirmation Number must be completed by the expiration date. Any change to this itinerary may result in a fare increase.

### Fare Calculation:

CHI WN RNO148.84M14NTNR 148.84 END ZPMDW XFMDW4.5 AY2.50\$MDW2.50

### Important Checkin Requirement

Passengers who do not obtain a boarding pass and are not present and available for boarding in the departure gate area at least ten minutes prior to scheduled departure time may have their reserved space cancelled and will not be eligible for denied boarding compensation.

### Southwest Airlines Co. Notice of Incorporated Terms

Air transportation by Southwest Airlines is subject to Southwest Airlines' Passenger Contract of Carriage, the terms of which are incorporated by reference.

### Notice of Incorporated Terms



### Additional Information for Travelers

[Online Checkin](#) | [Free Baggage Allowance](#) | [Checkin Requirements](#)  
[Inflight Service](#) | [Travel Tools](#) | [Refund Information](#) | [Privacy Policy](#) | [Southwest Airlines Destinations](#)

We can notify you of flight departure or arrival status via text messages on your cell phone, pager, personal digital assistant (PDA), or e-mail account. Or, use our automated phone service by calling 1-888-SWA-TRIP.

**Tecia Marotta**

**From:** Paul Burris  
**Sent:** Friday, October 30, 2009 7:15 PM  
**To:** Tecia Marotta  
**Subject:** FW: Ticketless Confirmation - BURRIS/PAUL DAVID - NURQ8W

UIN - rate case flight

*Paul Burris  
Regional Vice President  
Utilities Inc.*

*Office Phone 775-727-5941  
Cellular 775-513-7381  
Fax 775-727-7879*


Email: [pdburris@uiwater.com](mailto:pdburris@uiwater.com)

**From:** Southwest Airlines [<mailto:SouthwestAirlines@luv.southwest.com>]  
**Sent:** Friday, October 30, 2009 7:04 PM  
**To:** Paul Burris  
**Subject:** Ticketless Confirmation - BURRIS/PAUL DAVID - NURQ8W



Receipt and Itinerary as of 10/30/09 9:04 PM

**Confirmation Number**  
**NURQ8W**



Confirmation Date: 10/30/09  
Received: WN/PAUL BURRIS BY ICBM

**Be prepared when you get there!**  
Consult Travel Guide for relevant  
tips from real travelers.

**Passenger Information**

Passenger Name	Account Number	Ticket#	Expiration <sup>1</sup>
BURRIS/PAUL DAVID	00001066865321	5262163679094	10/30/10

<sup>1</sup> All travel involving funds from this Confirmation Number must be completed by the expiration date.

**Itinerary**

**Depart:** LAS VEGAS NV to CHICAGO MIDWAY *Travel Time: 3 hrs 35 mins*

Date	Flight	Routing Details
Sat Dec 05	# 2429	Depart LAS VEGAS NV (LAS) at 3:30 PM



**Tecia Marotta**

**From:** Paul Burris  
**Sent:** Sunday, October 18, 2009 6:50 PM  
**To:** Tecia Marotta  
**Subject:** FW: Ticketless Confirmation - BURRIS/PAUL DAVID - NJADIU

SCUC - town hall

*Paul Burris  
Regional Vice President  
Utilities Inc.*

*Office Phone 775-727-5941  
Cellular 775-513-7381  
Fax 775-727-7879*

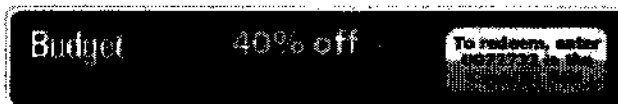
Email: [pdburris@uiwater.com](mailto:pdburris@uiwater.com)

**From:** Paul Burris [mailto:[paulburris2@aol.com](mailto:paulburris2@aol.com)]  
**Sent:** Sunday, October 18, 2009 5:52 PM  
**To:** Paul Burris  
**Subject:** Fwd: Ticketless Confirmation - BURRIS/PAUL DAVID - NJADIU

Sent from my iPhone

Begin forwarded message:

**From:** "Southwest Airlines" <[SouthwestAirlines@luv.southwest.com](mailto:SouthwestAirlines@luv.southwest.com)>  
**Date:** October 18, 2009 4:32:31 PM CDT  
**To:** [PAULBURRIS2@AOL.COM](mailto:PAULBURRIS2@AOL.COM)  
**Subject:** Ticketless Confirmation - BURRIS/PAUL DAVID - NJADIU  
**Reply-To:** "Southwest Airlines" <[no-reply@luv.southwest.com](mailto:no-reply@luv.southwest.com)>



Receipt and Itinerary as of 10/18/09 4:32 PM

**Confirmation Number**  
NJADIU



Confirmation Date: 10/18/09  
Received: WN/PAUL BURRIS BY ICBM

**Be prepared when you get there!**  
Consult Travel Guide for relevant

10/19/2009



tips from real travelers.

**Passenger Information**

<b>Passenger Name</b>	<b>Account Number</b>	<b>Ticket#</b>	<b>Expiration<sup>1</sup></b>
BURRIS/PAUL DAVID	00001066865321	5262160556975	10/18/10

<sup>1</sup> All travel involving funds from this Confirmation Number must be completed by the expiration date.

**Itinerary**

**Depart:** RENO TAHOE NV to CHICAGO MIDWAY *Travel Time: 3 hrs 45 mins*

<b>Date</b>	<b>Flight</b>	<b>Routing Details</b>
Wed Nov 11	# 1333	Depart RENO TAHOE NV (RNO) at 12:00 PM Arrive in CHICAGO MIDWAY (MDW) at 5:45 PM

**Cost and Payment Summary**

Base Fare	\$129.30
+ Excise Taxes	\$9.70
<b>Advertised Fare</b>	<b>\$139.00</b>
+ Segment Fee	\$3.60
+ Passenger Facility Fee	\$4.50
+ Security Fee <sup>1</sup>	\$2.50
<b>Total Payment:</b>	<b>\$149.60</b>

<sup>1</sup> Security Fee is the government-imposed September 11th Security Fee.

Current payment(s)  
10/18/09 [REDACTED] \$149.60

**Fare Rule(s)**

All travel involving funds from this Confirmation Number must be completed by the expiration date. Any change to this itinerary may result in a fare increase.

**Fare Calculation:**

RNO WN CHI129.30S14NTNR 129.30 END ZPRNO XFRNO4.5 AY2.50SRNO2.50

**Important Checkin Requirement**

Passengers who do not obtain a boarding pass and are not present and available for boarding in the departure gate area at least ten minutes prior to scheduled departure time may have their reserved space cancelled and will not be eligible for denied boarding compensation.

**Southwest Airlines Co. Notice of Incorporated Terms**

Air transportation by Southwest Airlines is subject to Southwest Airlines' Passenger Contract of Carriage, the terms of which are incorporated by reference.

**Notice of Incorporated Terms**

**Additional Information for Travelers**

[Online Checkin](#) | [Free Baggage Allowance](#) | [Checkin Requirements](#)  
[Inflight Service](#) | [Travel Tools](#) | [Refund Information](#) | [Privacy Policy](#) | [Southwest Airlines Destinations](#)

**Tecia Marotta**

---

**From:** Paul Burris  
**Sent:** Sunday, October 18, 2009 6:50 PM  
**To:** Tecia Marotta  
**Subject:** FW: Ticketless Confirmation - BURRIS/PAUL DAVID - NCBDWB

SCUC – town hall

*Paul Burris  
Regional Vice President  
Utilities Inc.*

*Office Phone 775-727-5941  
Cellular 775-513-7381  
Fax 775-727-7879*

Email: [pdburris@uiwater.com](mailto:pdburris@uiwater.com)

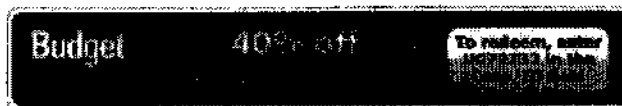
---

**From:** Paul Burris [mailto:[paulburris2@aol.com](mailto:paulburris2@aol.com)]  
**Sent:** Sunday, October 18, 2009 5:51 PM  
**To:** Paul Burris  
**Subject:** Fwd: Ticketless Confirmation - BURRIS/PAUL DAVID - NCBDWB

Sent from my iPhone

Begin forwarded message:

**From:** "Southwest Airlines" <[SouthwestAirlines@luv.southwest.com](mailto:SouthwestAirlines@luv.southwest.com)>  
**Date:** October 18, 2009 4:29:06 PM CDT  
**To:** [PAULBURRIS2@AOL.COM](mailto:PAULBURRIS2@AOL.COM)  
**Subject:** Ticketless Confirmation - BURRIS/PAUL DAVID - NCBDWB  
**Reply-To:** "Southwest Airlines" <[no-reply@luv.southwest.com](mailto:no-reply@luv.southwest.com)>



Receipt and Itinerary as of 10/18/09 4:29 PM

**Confirmation Number**  
**NCBDWB**



Confirmation Date: 10/18/09  
Received: WN/PAUL BURRIS BY ICBM

**Be prepared when you get there!**  
Consult Travel Guide for relevant

10/19/2009

tips from real travelers.

**Passenger Information**

Passenger Name	Account Number	Ticket#	Expiration <sup>1</sup>
BURRIS/PAUL DAVID	00001066865321	5262160556498	10/18/10

<sup>1</sup> All travel involving funds from this Confirmation Number must be completed by the expiration date.

**Itinerary**

**Depart:** CHICAGO MIDWAY to RENO TAHOE NV *Travel Time: 6 hrs*

Date	Flight	Routing Details
Mon Nov 09	# 2023	Depart CHICAGO MIDWAY (MDW) at 5:50 PM Stops in LAS VEGAS NV Arrive in RENO TAHOE NV (RNO) at 9:50 PM

**Cost and Payment Summary**

Base Fare	\$129.30
+ Excise Taxes	\$9.70
<b>Advertised Fare</b>	<b>\$139.00</b>
+ Segment Fee	\$7.20
+ Passenger Facility Fee	\$4.50
+ Security Fee <sup>1</sup>	\$2.50
<b>Total Payment:</b>	<b>\$153.20</b>

<sup>1</sup> Security Fee is the government-imposed September 11th Security Fee.

Current payment(s)  
10/18/09 ██████████ \$153.20

**Fare Rule(s)**

All travel involving funds from this Confirmation Number must be completed by the expiration date. Any change to this itinerary may result in a fare increase.

**Fare Calculation:**

CHI WN RNO129.30\$14NTNR 129.30 END ZFMDWLAS XFMDW4.5 AY2.50\$MDW2.50

**Important Checkin Requirement**

Passengers who do not obtain a boarding pass and are not present and available for boarding in the departure gate area at least ten minutes prior to scheduled departure time may have their reserved space cancelled and will not be eligible for denied boarding compensation.

**Southwest Airlines Co. Notice of Incorporated Terms**

Air transportation by Southwest Airlines is subject to Southwest Airlines' Passenger Contract of Carriage, the terms of which are incorporated by reference.

**Notice of Incorporated Terms****Additional Information for Travelers**

[Online Checkin](#) | [Free Baggage Allowance](#) | [Checkin Requirements](#)  
[Inflight Service](#) | [Travel Tools](#) | [Refund Information](#) | [Privacy Policy](#) | [Southwest Airlines Destinations](#)

**Tecia Marotta**

**From:** Paul Burris  
**Sent:** Sunday, October 18, 2009 6:54 PM  
**To:** Tecia Marotta  
**Subject:** FW: Ticketless Confirmation - BURRIS/PAUL DAVID - N32DIY

UICN – meetings with staff

*Paul Burris  
Regional Vice President  
Utilities Inc.*

*Office Phone 775-727-5941  
Cellular 775-513-7381  
Fax 775-727-7879*

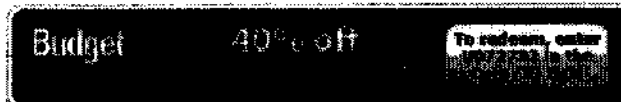
Email: [pdburris@uiwater.com](mailto:pdburris@uiwater.com)

**From:** Paul Burris [<mailto:paulburris2@aol.com>]  
**Sent:** Sunday, October 18, 2009 5:54 PM  
**To:** Paul Burris  
**Subject:** Fwd: Ticketless Confirmation - BURRIS/PAUL DAVID - N32DIY

Sent from my iPhone

Begin forwarded message:

**From:** "Southwest Airlines" <[SouthwestAirlines@luv.southwest.com](mailto:SouthwestAirlines@luv.southwest.com)>  
**Date:** October 18, 2009 7:42:29 PM CDT  
**To:** PAULBURRIS2@AOL.COM  
**Subject:** Ticketless Confirmation - BURRIS/PAUL DAVID - N32DIY  
**Reply-To:** "Southwest Airlines" <[no-reply@luv.southwest.com](mailto:no-reply@luv.southwest.com)>



Receipt and Itinerary as of 10/18/09 7:42 PM

**Confirmation Number**  
**N32DIY**



Confirmation Date: 10/18/09  
Received: WN/PAUL BURRIS BY ICBM

**Be prepared when you get there!**  
Consult [Travel Guide](#) for relevant

10/19/2009

tips from real travelers.

**Passenger Information**

Passenger Name	Account Number	Ticket#	Expiration <sup>1</sup>
BURRIS/PAUL DAVID	00001066865321	5262160585182	10/18/10

<sup>1</sup> All travel involving funds from this Confirmation Number must be completed by the expiration date.

**Itinerary**

**Depart:** LAS VEGAS NV to CHICAGO MIDWAY *Travel Time: 3 hrs 40 mins*

Date	Flight	Routing Details
Sat Dec 12	# 1792	Depart LAS VEGAS NV (LAS) at 11:20 AM Arrive in CHICAGO MIDWAY (MDW) at 5:00 PM

**Cost and Payment Summary**

Base Fare	\$120.00
+ Excise Taxes	\$9.00
<b>Advertised Fare</b>	<b>\$129.00</b>
+ Segment Fee	\$3.60
+ Passenger Facility Fee	\$4.50
+ Security Fee <sup>1</sup>	\$2.50
<b>Total Payment:</b>	<b>\$139.60</b>

<sup>1</sup> Security Fee is the government-imposed September 11th Security Fee.

**Current payment(s)**

10/18/09 [REDACTED] \$139.60

**Fare Rule(s)**

All travel involving funds from this Confirmation Number must be completed by the expiration date. Any change to this itinerary may result in a fare increase.

**Fare Calculation:**

LAS WN CHI120.00TD7NTNR 120.00 END ZPLAS XFLAS4,5 AY2.50\$LAS2.50

**Important Checkin Requirement**

Passengers who do not obtain a boarding pass and are not present and available for boarding in the departure gate area at least ten minutes prior to scheduled departure time may have their reserved space cancelled and will not be eligible for denied boarding compensation.

**Southwest Airlines Co. Notice of Incorporated Terms**

Air transportation by Southwest Airlines is subject to Southwest Airlines' Passenger Contract of Carriage, the terms of which are incorporated by reference.

**Notice of Incorporated Terms****Additional Information for Travelers**

[Online Checkin](#) | [Free Baggage Allowance](#) | [Checkin Requirements](#)  
[Inflight Service](#) | [Travel Tools](#) | [Refund Information](#) | [Privacy Policy](#) | [Southwest Airlines Destinations](#)

**Tecia Marotta**

**From:** Paul Burris  
**Sent:** Thursday, October 29, 2009 5:45 AM  
**To:** Tecia Marotta  
**Subject:** FW: Ticketless Confirmation - BURRIS/PAUL DAVID - NZ7R9P


UICN Rate case (2010167)- testimony work with staff, flight to UICN

*Paul Burris  
Regional Vice President  
Utilities Inc.*

*Office Phone 775-727-5941  
Cellular 775-513-7381  
Fax 775-727-7879*

Email: [pdburris@uiwater.com](mailto:pdburris@uiwater.com)

**From:** Southwest Airlines [<mailto:SouthwestAirlines@luv.southwest.com>]  
**Sent:** Thursday, October 29, 2009 4:56 AM  
**To:** Paul Burris  
**Subject:** Ticketless Confirmation - BURRIS/PAUL DAVID - NZ7R9P



Receipt and Itinerary as of 10/29/09 6:56 AM

**Confirmation Number**  
**NZ7R9P**



Confirmation Date: 10/29/09  
Received: WN/PAUL BURRIS BY ICBM

**Be prepared when you get there!**  
Consult [Travel Guide](#) for relevant  
tips from real travelers.

**Passenger Information**

Passenger Name	Account Number	Ticket#	Expiration <sup>1</sup>
BURRIS/PAUL DAVID	00001066865321	5262163021142	10/29/10

<sup>1</sup> All travel involving funds from this Confirmation Number must be completed by the expiration date.

**Itinerary**

**Depart:** NASHVILLE TN to LAS VEGAS NV *Travel Time: 4 hrs 20 mins*

Date	Flight	Routing Details
Mon Nov 02	# 0250	Depart NASHVILLE TN (BNA) at 8:00 AM

Arrive in LAS VEGAS NV (LAS) at 10:20 AM

**Cost and Payment Summary**

Base Fare	\$394.42
+ Excise Taxes	\$29.58
<b>Advertised Fare</b>	<b>\$424.00</b>
+ Segment Fee	\$3.60
+ Passenger Facility Fee	\$3.00
+ Security Fee <sup>1</sup>	\$2.50
<b>Total Payment:</b>	<b>\$433.10</b>

<sup>1</sup>Security Fee is the government-imposed September 11th Security Fee.

Current payment(s)  
10/29/09 [REDACTED] \$433.10

**Fare Rule(s)**

All travel involving funds from this Confirmation Number must be completed by the expiration date. Any change to this itinerary may result in a fare increase.

**Fare Calculation:**

BNA WN LAS394.42YL 394.42 END ZPBNA XFBNA3 AY2.50\$BNA2.50


**Important Checkin Requirement**

Passengers who do not obtain a boarding pass and are not present and available for boarding in the departure gate area at least ten minutes prior to scheduled departure time may have their reserved space cancelled and will not be eligible for denied boarding compensation.

**Southwest Airlines Co. Notice of Incorporated Terms**

Air transportation by Southwest Airlines is subject to Southwest Airlines' Passenger Contract of Carriage, the terms of which are incorporated by reference.

**Notice of Incorporated Terms**



**Additional Information for Travelers**

[Online Checkin](#) | [Free Baggage Allowance](#) | [Checkin Requirements](#)  
[Inflight Service](#) | [Travel Tools](#) | [Refund Information](#) | [Privacy Policy](#) | [Southwest Airlines Destinations](#)

We can notify you of flight departure or arrival status via text messages on your cell phone, pager, personal digital assistant (PDA), or e-mail account. Or, use our automated phone service by calling 1-888-SWA-TRIP.



Biotech  
HOTEL DHEC  
MEETINGS

10-16-09

Paul Burris 360 Rock Creek Dr Manteno, IL 60950 US	Folio No.	: 1842	Room No.	: 207
	A/R Number	:	Arrival	: 10-15-09
	Group Code	:	Departure	: 10-16-09
	Company	: Utilities Incorporated	Conf. No.	: 60794945
	Membership No.	: PC 510350867	Rate Code	: IGCOR
	Invoice No.	:	Page No.	: 1 of 1

Date	Description	Charges	Credits
10-15-09	Bridgemart	5.00	
10-15-09	*Accommodation	80.00	
10-15-09	State Tax	5.60	
10-15-09	City Tax	3.20	
10-16-09	[REDACTED]		93.80

Thank you for staying at the Staybridge Suites. Qualifying points for this stay will automatically be credited to your account. To make additional reservations online, update your account information or view your statement please visit [www.priorityclub.com](http://www.priorityclub.com). We look forward to welcoming you back soon.

<b>Total</b>	<b>93.80</b>	<b>93.80</b>
<b>Balance</b>	<b>0.00</b>	

**Guest Signature:** \_\_\_\_\_

I have received the goods and / or services in the amount shown hereon. I agree that my liability for this bill is not waived and agree to be held personally liable in the event that the indicated person, company, or associate fails to pay for any part or the full amount of these charges. If a credit card charge, I further agree to perform the obligations set forth in the cardholder's agreement with the issuer.



**Hilton Garden Inn**  
Raleigh-Durham Airport

50% BRITECH  
50% MIDWEST OPS

1500 RDU Center Drive • Morrisville, NC 27560  
Phone (919) 840-8088 • Fax (919) 840-8048  
Reservations  
www.hiltongardeninn.com or 1 877 STAY HGI

Name & Address

BURRIS, PAUL  
360 ROCK CREEK DR  
MANTENO, IL 60950-3469  
US

Room 207/K1  
Arrival Date 10/16/2009 7:41:00PM  
Departure Date 10/17/2009

Adult/Child 1/0  
Room Rate 89.00

RATE PLAN L-DJ  
HH# 658870493 DIAMOND  
AL: WN #00001066885321  
BONUS AL: CAR:

PB - DH2C MEETINGS  
MM - WEEK WITH  
BRUCE.

CONFIRMATION NUMBER : 3363948371

10/17/2009 PAGE 1

T  
H  
A  
N  
K  
Y  
O  
U

DATE	REFERENCE	DESCRIPTION	AMOUNT
10/16/2009	1184035	GUEST ROOM	\$89.00
10/16/2009	1184035	RM- STATE TAX	\$6.90
10/16/2009	1184035	RM- OCCUPANCY TAX	\$5.34
10/16/2009	1184085	GUEST ROOM [RTD FR RM 333 BURRIS, PAUL:RCPT A]	\$89.00
10/16/2009	1184085	RM- STATE TAX [RTD FR RM 333 BURRIS, PAUL:RCPT A]	\$6.90
10/16/2009	1184085	RM- OCCUPANCY TAX [RTD FR RM 333 BURRIS, PAUL:RCPT A]	\$5.34
WILL BE SETTLED TO AX *1000 EFFECTIVE BALANCE OF			\$202.48
Hilton Honors <sup>®</sup> EXPENSE REPORT SUMMARY			\$0.00
09 00:00:00 STAY TOTAL			
ROOM & TAX		\$202.48	\$202.48
DAILY TOTAL		\$202.48	\$202.48

**Zip-Out Check-Out<sup>®</sup>**

Good Morning! We hope you enjoyed your stay. With Zip-Out Check-Out<sup>®</sup> there is no need to stop at the Front Desk to check out.

- Please review this statement. It is a record of your charges as of late last evening.
- For any charges after your account was prepared, you may:
  - pay at the time of purchase.
  - charge purchases to your account, then stop by the Front Desk for an updated statement.
  - or request an updated statement be mailed to you within two business days.

If the statement meets with your approval, simply press the Zip-Out Check-Out button on your guest room telephone. Your account will be automatically checked out and you may use this statement as your receipt. Feel free to leave your key(s) in the room. Please call the Front Desk if you wish to extend your stay or if you have any questions about your account.

DATE OF CHARGE	FOLIO NO./CHECK NO.
	308852 A
AUTHORIZATION	INITIAL
PURCHASES & SERVICES	
TAXES	
TIPS & MISC.	
TOTAL AMOUNT	0.00



MWS- PB Hotel RM.

10-15-09

<b>Paul Burris</b> 360 Rock Creek Manteno, IL 60950 US	Folio No. : 83058 A/R Number : Group Code : Company : Membership No. : Cashier ID : 6	Room No. : 319 Arrival : 10-14-09 Departure : 10-15-09 Conf. No. : 61476582 Rate Code : IGCOR Page No. : 1 of 1
---	--	--

Date	Description	Charges	Credits
10-14-09	*Accommodation	119.00	
10-14-09	State Tax	7.14	
10-14-09	County Tax	9.52	
10-15-09	[REDACTED]		135.66
<b>Total</b>		<b>135.66</b>	<b>135.66</b>
<b>Balance</b>		<b>0.00</b>	

**Guest Signature:** \_\_\_\_\_

I have received the goods and / or services in the amount shown hereon. I agree that my liability for this bill is not waived and agree to be held personally liable in the event that the indicated person, company, or associate fails to pay for any part or the full amount of these charges. If a credit card charge, I further agree to perform the obligations set forth in the cardholder's agreement with the issuer.



MWS - PINTO  
MM - HOTEL ROOM.

10-15-09

Paul Burris  
380 Rock Creek  
Manteno, IL 60950  
US

Folio No. : 83059  
A/R Number :  
Group Code :  
Company :  
Membership No. : PC 510950867  
Cashier ID : 6

Room No. : 307  
Arrival : 10-14-09  
Departure : 10-15-09  
Conf. No. : 61477322  
Rate Code : IDDSR  
Page No. : 1 of 1

Date	Description	Charges	Credits
10-14-09	*Accommodation	99.00	
10-14-09	State Tax	5.94	
10-14-09	County Tax	7.92	
10-15-09	[REDACTED]		112.66
<b>Total</b>		<b>112.86</b>	<b>112.86</b>
<b>Balance</b>		<b>0.00</b>	

Thank you for staying at the Holiday Inn Cumberland. Qualifying points for this stay will automatically be credited to your account. To make additional reservations online, update your account information or view your statement please visit [www.priorityclub.com](http://www.priorityclub.com). We look forward to welcoming you back soon.

**Guest Signature:** \_\_\_\_\_

I have received the goods and /or services in the amount shown herein. I agree that my liability for this bill is not waived and agree to be held personally liable in the event that the indicated person, company, or associate fails to pay for any part or the full amount of these charges. If a credit card charge, I further agree to perform the obligations set forth in the cardholder's agreement with the issuer.

ASHLAND NEARINGS  
PRO-CAPITAL # 2009961



# Holiday Inn

10-08-09

<b>Paul Burris</b> 360 Rock Creek Dr Manteno, IL 60950-3469 US	Folio No. : 19127 A/R Number : Group Code : Company : leisure Membership No. : PC 510350867 Invoice No. :	Room No. : 913 Arrival : 10-07-09 Departure : 10-08-09 Conf. No. : 66674283 Rate Code : IDAAA Page No. : 1 of 1
---	--	--

Date	Description	Charges	Credits
10-07-09	*Accommodation	89.99	
10-07-09	Occupancy Tax	10.80	
10-07-09	Tourism Tax	1.35	
10-08-09	[REDACTED]		102.14
Thank you for staying at the Holiday Inn Reno-Sparks. Qualifying points for this stay will automatically be credited to your account. To make additional reservations online, update your account information or view your statement please visit <a href="http://www.priorityclub.com">www.priorityclub.com</a> . We look forward to welcoming you back soon.		<b>Total</b>	<b>102.14</b>
		<b>Balance</b>	<b>0.00</b>

**Guest Signature:** \_\_\_\_\_

I have received the goods and / or services in the amount shown hereon. I agree that my liability for this bill is not waived and agree to be held personally liable in the event that the indicated person, company, or associate fails to pay for any part or the full amount of these charges. If a credit card charge, I further agree to perform the obligations set forth in the cardholder's agreement with the issuer.



# Holiday Inn

willowcreek - PAUL  
2009901 ROOM.

10-09-09

<b>Paul Burris</b> 360 Rock Creek Dr Manteno, IL 60950 US	Folio No. : 19190 A/R Number : Group Code : Company : leisure Membership No. : PC 510350867 Invoice No. :	Room No. : 924 Arrival : 10-08-09 Departure : 10-09-09 Conf. No. : 68033889 Rate Code : IKPC3 Page No. : 1 of 1
--	--	--

Date	Description	Charges	Credits
10-08-09	*Accommodation	109.99	
10-08-09	Occupancy Tax	13.20	
10-08-09	Tourism Tax	1.65	
10-09-09	[REDACTED]		124.84
<b>Total</b>		<b>124.84</b>	<b>124.84</b>
<b>Balance</b>		<b>0.00</b>	

Thank you for staying at the Holiday Inn Reno-Sparks. Qualifying points for this stay will automatically be credited to your account. To make additional reservations online, update your account information or view your statement please visit [www.priorityclub.com](http://www.priorityclub.com). We look forward to welcoming you back soon.

**Guest Signature:** \_\_\_\_\_

I have received the goods and / or services in the amount shown heron. I agree that my liability for this bill is not waived and agree to be held personally liable in the event that the indicated person, company, or associate fails to pay for any part or the full amount of these charges. If a credit card charge, I further agree to perform the obligations set forth in the cardholder's agreement with the issuer.



# Holiday Inn

TRO - 2009901  
willowcreek - WENDY  
RCCM

10-09-09

Paul Burris 360 Rock Creek Dr Manteno, IL 60950 US	Folio No.	: 19191	Room No.	: 208
	A/R Number	:	Arrival	: 10-08-09
	Group Code	:	Departure	: 10-09-09
	Company	: leisure	Conf. No.	: 68034336
	Membership No.	: PC 510350867	Rate Code	: IKPC3
	Invoice No.	:	Page No.	: 1 of 1

Date	Description	Charges	Credits
10-08-09	*Accommodation	109.99	
10-08-09	Occupancy Tax	13.20	
10-08-09	Tourism Tax	1.65	
10-09-09	[REDACTED]		124.84
<b>Total</b>		<b>124.84</b>	<b>124.84</b>
<b>Balance</b>		<b>0.00</b>	

Thank you for staying at the Holiday Inn Reno-Sparks. Qualifying points for this stay will automatically be credited to your account. To make additional reservations online, update your account information or view your statement please visit [www.priorityclub.com](http://www.priorityclub.com). We look forward to welcoming you back soon.

**Guest Signature:** \_\_\_\_\_

I have received the goods and / or services in the amount shown hereon. I agree that my liability for this bill is not waived and agree to be held personally liable in the event that the indicated person, company, or associate fails to pay for any part or the full amount of these charges. If a credit card charge, I further agree to perform the obligations set forth in the cardholder's agreement with the issuer.

Holiday Inn Reno-Sparks  
55 East Nugget Ave.  
Sparks, NV 89431  
Telephone: (775) 358-6900 Fax: (775) 359-6065



Holiday Inn

2009901  
1/2 Willowcreek TRO  
1/2 UICN

10-10-09

Paul Burris 360 Rock Creek Dr Manteno, IL 60950-3469 US	Folio No. : 19244 A/R Number : Group Code : Company : leisure Membership No. : PC 510350867 Invoice No. :	Room No. : 918 Arrival : 10-09-09 Departure : 10-10-09 Conf. No. : 68446092 Rate Code : IKPC3 Page No. : 1 of 1
--	--	--

Date	Description	Charges	Credits
10-09-09	*Accommodation	109.99	
10-09-09	Occupancy Tax	13.20	
10-09-09	Tourism Tax	1.65	
10-10-09	<del>XXXXXXXXXXXXXXXXXXXX</del>		124.84

Thank you for staying at the Holiday Inn Reno-Sparks. Qualifying points for this stay will automatically be credited to your account. To make additional reservations online, update your account information or view your statement please visit [www.priorityclub.com](http://www.priorityclub.com). We look forward to welcoming you back soon.

<b>Total</b>	<b>124.84</b>	<b>124.84</b>
<b>Balance</b>	<b>0.00</b>	

**Guest Signature:** \_\_\_\_\_

I have received the goods and / or services in the amount shown hereon. I agree that my liability for this bill is not waived and agree to be held personally liable in the event that the indicated person, company, or associate fails to pay for any part or the full amount of these charges. If a credit card charge, I further agree to perform the obligations set forth in the cardholder's agreement with the issuer.

Holiday Inn Reno-Sparks  
55 East Nugget Ave.  
Sparks, NV 89431  
Telephone: (775) 358-6900 Fax: (775) 359-6065



**INTERCONTINENTAL**  
HARBOR COURT  
BALTIMORE

MWS - High/low commorec  
MEETINGS & TESTIMONY  
Printed

10-21-09

<b>Paul Burris</b> 360 Rock Creek Dr Marteno, IL 60950-3469 US	Folio No. :	147253	Room No. :	614
	A/R Number :		Arrival :	10-20-09
	Group Code :		Departure :	10-21-09
	Company :		Conf. No. :	62949820
	Membership No. :	PC 510350867	Rate Code :	IMSTI
	Invoice No. :		Page No. :	1 of 1

Date	Description	Charges	Credits
10-20-09	*Accommodation	161.00	
10-20-09	Occupancy Tax	12.08	
10-20-09	State Tax	9.66	
10-21-09	Valet Parking	32.00	
10-21-09	Parking Tax	5.12	
10-21-09			219.66
<b>Total</b>		<b>219.66</b>	<b>219.66</b>
<b>Balance</b>		<b>0.00</b>	

Thank you for staying at the InterContinental Harbor Court Baltimore. Qualifying points for this stay will automatically be credited to your account. To make additional reservations online, update your account information or view your statement please visit [www.priorityclub.com](http://www.priorityclub.com). We look forward to welcoming you back soon.

**Guest Signature:** \_\_\_\_\_

I have received the goods and / or services in the amount shown heron. I agree that my liability for this bill is not waived and agree to be held personally liable in the event that the indicated person, company, or associate fails to pay for any part or the full amount of these charges. If a credit card charge, I further agree to perform the obligations set forth in the cardholder's agreement with the issuer.



MIKE MILLER



4509 Island Avenue • Philadelphia, PA 19153  
 Phone (215) 365-4150 • Fax (215) 365-3002  
 Reservations  
 www.hilton.com or 1 800 HILTONS

Name & Address

BURRIS, PAUL  
 360 ROCK CREEK DR  
 MANTENO, IL 609503469  
 US

SPLIT  
 1/4 - WESTGATE RC  
 1/4 - VIP Rate RC  
 1/2 - PENNSTATES RC

Room 427/K1  
 Arrival Date 10/22/2009 8:13:00PM  
 Departure Date 10/23/2009 4:58:00AM  
 Adult/Child 1/0  
 Room Rate 143.00  
 RATE PLAN L-AA  
 HH# 658870493 DIAMOND  
 AL: WN #00001088865321  
 CAR:

Folio

CONFIRMATION NUMBER : 3358110078

10/23/2009 PAGE 1

DATE	REFERENCE	DESCRIPTION	AMOUNT
10/22/2009	3111354	GUEST ROOM	\$143.00
10/22/2009	3111354	STATE ROOM TAX	\$10.01
10/22/2009	3111354	CITY ROOM TAX	\$11.73
10/23/2009	3111889	AX *1000	(\$164.74)
		** BALANCE **	\$0.00

You have earned approximately 3575 HHonors points and approximately 0.5 miles with Southwest Airlines for this stay. To check your earnings for this stay or any other stay at any of more than 3,000 H<sub>i</sub>

Thank you for choosing Hilton! Book your next stay at hilton.com and take advantage of our internet-only Advance Purchase Rates and limited-time special offers!



Official Sponsor

ACCOUNT NO.  
 AX \*1000

CARD MEMBER NAME  
 BURRIS, PAUL

ESTABLISHMENT NO. & LOCATION ESTABLISHMENT ADDRESS TO TRANSMIT TO CARD HOLDER FOR PAYMENT  
 Cancellation must be made by 6pm day of arrival to avoid one

DATE OF CHARGE 10/22/09 20:13:00 FOLIO NO./CHECK NO. 702658 A

AUTHORIZATION 515393 INITIAL

PURCHASES & SERVICES

TAXES

TIPS & MISC.

TOTAL AMOUNT -164.74

MERCHANDISE AND/OR SERVICES PURCHASED ON THIS CARD SHALL NOT BE RESOLD OR RETURNED FOR A CASH REFUND.

PAYMENT DUE UPON RECEIPT

PAUL BURRIS



4509 Island Avenue • Philadelphia, PA 19153  
Phone (215) 365-4150 • Fax (215) 365-3002  
Reservations  
www.hilton.com or 1 800 HILTONS

Name & Address

BURRIS, PAUL  
360 ROCK CREEK DR  
MANTENO, IL 609503469  
US

1/4 - WEST GATE RC  
1/4 - VIP RC  
1/2 - PENN ESTATES  
R.C

Room 428/K1  
Arrival Date 10/22/2009 8:11:00PM  
Departure Date 10/23/2009  
Adult/Child 1/0  
Room Rate 143.00  
RATE PLAN L-AA  
HH# 658870493 DIAMOND  
AL: WN #00001066865321  
CAR:

Folio

CONFIRMATION NUMBER : 3359110078

10/23/2009 PAGE 1

DATE	REFERENCE	DESCRIPTION	AMOUNT
10/22/2009	3111355	GUEST ROOM	\$143.00
10/22/2009	3111355	STATE ROOM TAX	\$10.01
10/22/2009	3111355	CITY ROOM TAX	\$11.73
		** BALANCE **	\$164.74

You have earned approximately 3575 H-Honors points and approximately 0.5 miles with Southwest Airlines for this stay. To check your earnings for this stay or any other stay at any of more than 3,000 HI

Thank you for choosing Hilton! Book your next stay at hilton.com and take advantage of our internet-only Advance Purchase Rates and limited-time special offers!



Official Sponsor

ACCOUNT NO.
CARD MEMBER NAME
ESTABLISHMENT NO. & LOCATION ESTABLISHMENT ADDRESS TO TRANSFER TO CARD HOLDER FOR PAYMENT Cancellation must be made by 6pm day of arrival to avoid one

DATE OF CHARGE	FOLIO NO./CHECK NO.
	702657 A
AUTHORIZATION	INITIAL
PURCHASES & SERVICES	
TAXES	
TIPS & MISC.	
TOTAL AMOUNT	

MERCHANDISE AND/OR SERVICES PURCHASED ON THIS CARD SHALL NOT BE SOLD OR RETURNED FOR A CASH REFUND.

PAYMENT DUE UPON RECEIPT

3010030

**EXPENSE REPORT FORM**

Batch 69440 Name Don Sudduth



Business Unit Project 2010188

Doc 212866 Batch

105

Date Co / Sub	11/7/09	11/9/09	11/11/09						Total	Account Codes
	2010188	2010188	2010188							
Meals	144.63	21.49							\$166.12	6200
Hotel ( room, tax, phone calls)									\$0.00	6185
Mileage Driven										
Mileage Value @ 0.485	0.00	0.00	0.00	0.00	0.00	0.00	0.00	0.00	\$0.00	5880
Airfare (including penalties)			441.20						\$441.20	6190
Car Rental (including fuel)									\$0.00	6185
Parking									\$0.00	6185
Tolls									\$0.00	6185
Taxi - Limousine									\$0.00	6185
Entertainment									\$0.00	5825
Education									\$0.00	5820
Other: Mbbile Cell Headset									\$0.00	5690
Other: Tips									\$0.00	
Other:									\$0.00	
Other:									\$0.00	

**RECEIVED**  
 NOV 13 2009  
 BY: \_\_\_\_\_

<b>Purpose of the Expense:</b> Dinner to discuss CS Org and plan. Airfare for Karen and I to visit CS Offices for severance communication <b>Business Benefit:</b> CS Offices for severance communication <b># Days on Business:</b> 2 <b>Explanation:</b> Dinner 11/7 for Karen and Pete Sasic; self and Kandi; Lunch 11/9 for self + Richk Durham & Karen Sasic	<b>Payment Recap</b> <b>Total of the Front of the Expense Form:</b> \$607.32 <b>Subtract Any Advance:</b> less <b>Net Amount Due to the Employee:</b> \$607.32 <i>I hereby certify that the above expenditures represent cash spent for legitimate company business only and include no items of a personal nature.</i>
<b>Authorized Signature:</b>  <b>Date Authorized:</b>	<b>Employee Signature:</b>  <b>Date Signed:</b> 11-12-09

NOV 13 2009

0148

Server: TIM A Rec:159  
11/07/09 20:59, Swiped T: 404 Term: 4

BONEFISH GRILL  
7012  
Longwood, FL 32750  
(407)331-0131  
MERCHANT #:

CARD TYPE ACCOUNT NUMBER  
VISA XXXXXXXXXXXX4144  
00 TRANSACTION APPROVED  
AUTHORIZATION #: 015548  
Reference: 1107010000148  
TRANS TYPE: Credit Card SALE

CHECK : 119.63  
TIP : 25.00  
TOTAL : 144.63

X \_\_\_\_\_

PHONE: ( ) -  
CARDHOLDER WILL PAY CARD ISSUER ABOVE  
AMOUNT PURSUANT TO CARDHOLDER AGREEMENT  
top copy -> customer

### Steak 'n Shake No:146

Order: 305958 PTY: 3  
Name: JULIA B 11/9/2009 2:57:21 PM  
SubTotal 16.34  
Tax 1.15  
Gratuity 4.00  
Total 21.49  
Visa Ending:4144 Amount 21.49  
Exp:NOT EXP AuthCode: 08331B  
Issued To: SUDDUTH/DONALD

\*\*\*\*\*  
1/2 Price Happy Hour!!!  
Shakes and Drinks  
Weekdays 2 4 PM  
\*\*\*\*\*

THANK YOU FOR VISITING  
Tell Us About Your Experience  
1-877-STK-N-SHK (1-877-785-6745)  
To contact this store  
Call (407)830-1500

Join our eClub at [steaknshake.com](http://steaknshake.com)  
to receive the latest news, promotions,  
and special offers!!!

Customer Copy



**TRIPLE RAPID REWARDS<sup>SM</sup> CREDIT  
AND UP TO 30% OFF**  
ON ANY RENTAL OF TWO DAYS OR MORE.



Receipt and Itinerary as of 11/11/09 3:43 PM



Confirmation Date: 11/11/09  
Received: WN/DONALD SUDDUTH BY ICBM

**Be prepared when you get there!**  
Consult [Travel Guide](#) for relevant tips from real travelers.



<sup>1</sup> All travel involving funds from this Confirmation Number must be completed by the expiration date.



Date	Flight	Routing Details
Mon Nov 16	# 0201	Depart ORLANDO INTL (MCO) at 11:30 AM Arrive in RALEIGH DURHAM NC (RDU) at 1:10 PM



Base Fare	\$390.70
+ Excise Taxes	\$29.30
<b>Advertised Fare</b>	<b>\$420.00</b>
+ Segment Fee	\$7.20
+ Passenger Facility Fee	\$9.00
+ Security Fee <sup>1</sup>	\$5.00
<b>Total Payment:</b>	<b>\$441.20</b>

<sup>1</sup>Security Fee is the government-imposed September 11th Security Fee.

Current payment(s)  
11/11/09 Visa XXXXXXXXXXXX4144 \$441.20



All travel involving funds from this Confirmation Number must be completed by the expiration date. Any change to this itinerary may result in a fare increase.

Fare Calculation:


ORL WN RDU195.35KZBP 195.35 END ZPMCO XFMCO4.5 AY2.50\$MCO2.50

# EXPENSE REPORT FORM

Name

Business Unit

3009964



69831  
214527

Date	Business Unit	Batch	Doc						Total	Account Codes
	2010188									
Meals	69.04								\$69.04	6200
Hotel ( room, tax, phone calls)									\$0.00	6185
Mileage Driven	44.86									
Mileage Value @ 0.505	22.65	0.00	0.00	0.00	0.00	0.00	0.00	0.00	\$22.65	5880
Airfare (including penalties)	462.80								\$462.80	6185
Car Rental (including fuel)									\$0.00	6185
Parking	50.95								\$50.95	6185
Tolls									\$0.00	6185
Taxi - Limousine									\$0.00	6185
Entertainment									\$0.00	5825
Education									\$0.00	5820
Other: / Rate School registration									\$0.00	5690
Other:									\$0.00	
Other:									\$0.00	
Other:									\$0.00	

PAID  
NOV 16 2009

RECEIVED  
NOV 16 2009

ENTERED  
NOV 18 2009

**Purpose of the Expense:** Phone system demos in NB area

**Business Benefit:** CS Optimization

**# Days on Business:** 5

**Explanation:**

Payment Recap	
<b>Total of the Front of the Expense Form:</b>	<b>\$605.44</b>
<b>Subtract Any Advance:</b> less	
<b>Net Amount Due to the Employee:</b>	<b>\$605.44</b>

I hereby certify that the above expenditures represent cash spent for legitimate company business only and include no items of a personal nature.

**Authorized Signature:**

**Date Authorized:** 11/4/09

**Employee Signature:**

**Date Signed:** 11/4/09



*Karen Charlotte*

**Airtran  
Payment Receipt**

HMSHOST  
SBARRO  
ATLANTA HARTSFIELD INT'L AIRPORT

PARK BARK AND FLY  
407-855-5899  
THANK YOU & HAVE A GREAT DAY  
www.parkbarkandfly.com

Date : 11Oct09  
Confirmation Number : BCF59K  
Receipt/Amount : BCF59K-02

15507 MINILIK  
-----  
2174 OCT12'09 3:00PM  
-----

Rcpt# 17560  
10/16/09 12:27 L# 5 A# 3 Txn# 20164  
10/11/09 10:34 In 10/16/09 12:27 Out  
Tkt# 025960  
\$7.99 FEE \$ 47.95  
Total Tax \$ 8.66  
Total Fee \$ 56.61  
BEST OFD \$ 5.66-  
VISA CARD \$ 50.95-  
XXXXXXXXXXXX4020  
Approval No.:322216  
Reference No.:00000009  
Change Due \$ 0.00

Received : Visa 15.00  
15.00 USD  
\$15.00  
\$15.00 USD

1 PEPPERONI SLICE 4.09  
2 COKE BTL 20oz 4.98  
CASH 10.00  
SUBTOTAL 9.07  
TAX 0.63  
AMOUNT PAID **9.70**  
CHANGE DUE 0.30

Remarks : XXXXXXXXXXXXXXX4020

Received by Agent : 90503

Signature: \_\_\_\_\_

ATLANTA HARTSFIELD INT'L AIRPORT

If we did exceed your expectations or if we did not exceed your expectations, we would love to hear from you

Total Taxes includes the following:  
6.5% for SALES TAX; 10% for DIA  
PRIVILEGE FEE RECOVERY CHARGE  
and \$0.75 DIA One Time PICK UP FEE

(404) 808 1026  
tim.staney@hmshost.com



EXCESS BAG RECEIPT  
airtran.com

1 BAG  
0 BAGS ALLOWED  
1 PASSENGER

Date Flight Depart Arrive  
Oct 16 825 MDW MCO

1 Excess Bag

Total: \$ 15.00

EXCESS BAG RECEIPT  
airtran.com



GO. THERE'S NOTHING STOPPING YOU.

Sign up and save with Net Escapes emails.  
www.net-escapes.com

Customer: Sasic, Karen  
Confirmation Number: UDHISN  
Payment Type: Visa  
Payment Date: Oct 16, 2009





Wyndham Glenview Suites

1400 Milwaukee Avenue  
Glenview, IL 60025  
US

*Karen  
Linda  
Charlotte  
Grace*

ADVANCE INVOICE

Arrival : 10-12-09  
Departure : 10-16-09  
Company Name : Utilities Inc.  
**Karen Sasic**  
  
US

Invoice # :  
Reference # :  
Room No. : 0416  
Page No. : 1 of 1  
Membership No. : BYR PJ11270601  
Conf. No. : 644225  
Cashier No. : 123  
A/R Number :

Date	Description	Reference	Charges	Credits
10-13-09	Porter's Grill Open	Room# 0416 : CHECK# 0030550	59.34	
10-15-09	Visa	XXXXXXXXXXXX4020 XX/XX		59.34
<b>Total</b>			<b>59.34</b>	<b>59.34</b>
<b>Balance</b>				<b>0.00</b>

Please contact the Manager about any issues with your stay. Wyndham Hotels and Resorts or affiliates may contact you about goods and services unless you call 888-946-4283 or write to Wyndham Worldwide Hotels, Inc. 1 Sylvan Way, Parsippany, NJ 07054 to opt out. View our Wyndham Hotels and Resorts website about privacy.

**Chicago, IL**



**Saved items**

**Flight: Orlando to Chicago** back to top

**Traveler and cost summary**

1 Adult		\$401.00
	Taxes & Fees	\$31.80
	<b>Total</b>	<b>\$432.80</b>

**Flight summary**

Please be sure to re-confirm your flight at least 24 hours prior to scheduled departure (72 hours prior for flights to Hawaii and international destinations). You may check your flight status and departure gate online, or contact [the airline](#) directly. Seat assignments, meal preferences, and special requests must be confirmed with the airline; we cannot guarantee that they will be honored. Free and special meals are not available on many flights.

**Mon 12-Oct-09**

<b>Orlando (MCO)</b>	to	<b>Atlanta (ATL)</b>	397 mi	
Depart 11:50 am		Arrive 1:21 pm	(639 km)	<b>Flight: 845</b>
		Terminal NORTH	Duration: 1hr 31mn	
		<b>TERMINAL</b>		

.....

**Economy/Coach Class, Boeing 717**

<b>Atlanta (ATL)</b>	to	<b>Chicago (MDW)</b>	600 mi	
Depart 3:40 pm		Arrive 4:33 pm	(966 km)	<b>Flight: 35</b>
		Terminal NORTH	Duration: 1hr 53mn	
		<b>TERMINAL</b>		

.....

**Economy/Coach Class, Boeing 737-700**

Total distance: 997 mi (1,605 km) Total duration: 3hr 24mn (5hr 43mn with connection)

**Fri 16-Oct-09**

<b>Chicago (MDW)</b>	to	<b>Orlando (MCO)</b>	991 mi	
Depart 8:15 am		Arrive 11:44 am	(1,595 km)	<b>Flight: 825</b>
			Duration: 2hr 29mn	

.....

**Economy/Coach Class, Boeing 717**

Total distance: 991 mi (1,595 km) Total duration: 2hr 29mn

**Additional airline fees may apply at check-in**

Fees may be charged by airlines for services such as preferred seat selection and baggage handling. Please note that fees are determined by the airline you check in with and may change at anytime.

Airline <sup>①</sup>	1st Checked Bag	2nd Checked Bag	Premium Seat Selection	Meals
<b>AirTran Airways</b>	\$15.00 each way	\$25.00 each way	No information available	\$1.00 - \$6.00 per item

.....

Don't see the fee you're looking for? [Check our Airline Fee Chart](#)

\*Additional overweight baggage fees are charged and vary by airline. Check with your airline for weight restrictions.

Close

**Airline rules & regulations**

- Tickets are nonrefundable. A fee of \$75.00 per ticket will be charged for itinerary changes after the tickets are issued, provided that the booking rules were followed.
- Ticket must be purchased by 12-Oct-09.
- Tickets are nontransferable and name changes are not allowed.
- Please read important information regarding [airline liability limitations](#).
- Prices do not include [baggage fees or other fees](#) charged directly by the airline.
- Other penalties may apply.
- See an overview of all the [rules and restrictions](#) applicable for this fare.
- View the complete [penalty rules for changes and cancellations](#) associated with this fare.

**Customer Support****Itinerary number: 129511867978**

If you have questions about your reservation, fill out our [itinerary assistance form](#). We'll respond within 24 hours: For immediate assistance call Expedia at 1-800-EXPEDIA (1-800-397-3342) or 1-404-728-8787 and have the itinerary number ready.

# EXPENSE REPORT FORM

- 1) Complete all sections where applicable
- 2) Attach receipts onto separate page, attach to form
- 3) Explain ALL entertainment expenses on the back of form
- 4) Keep photocopies of all forms for your protection
- 5) Submit completed form to supervisor for approval

3009990

Name Charlotte Sichtler

Business Unit 2030188

Date Business Unit	10/12/09	10/16/09							Total	Account Codes
	2010188	2010188								
Meals	9.48	97.08							\$106.56	6200
Hotel ( room, tax, phone calls)									\$0.00	6185
Mileage Driven	121.08	121.08								
Mileage Value @ 0.485	58.72	58.72	0.00	0.00	0.00	0.00	0.00		\$117.45	5880
Airfare (including penalties)									\$0.00	6185
Car Rental (including fuel)									\$0.00	6185
Parking		20.00							\$20.00	6185
Tolls									\$0.00	6185
Taxi - Limousine									\$0.00	6185
Entertainment									\$0.00	5825
Education									\$0.00	5820
Other: / Rate School registration									\$0.00	5690
Other:									\$0.00	
Other:									\$0.00	
Other:									\$0.00	

NOV 30 2009 RECEIVED  
 DEC 01 2009 ENTERED

Purpose of the Expense:	<b>Payment Recap</b>
Business Benefit:	Total of the Front of the Expense Form: <b>\$244.01</b>
# Days on Business:	Subtract Any Advance: <u>less</u>
Explanation:	Net Amount Due to the Employee: <b>\$244.01</b>
	I hereby certify that the above expenditures represent cash spent for legitimate company business only and include no items of a personal nature.
Authorized Signature: <i>Bruce J. Hane</i>	Employee Signature: <i>Charlotte Sichtler</i>
Date Authorized: <i>12/1/09</i>	Date Signed: <i>12-1-2009</i>

Doc: 217449  
 Batch: 10552



**Wyndham Glenview Suites**

1400 Milwaukee Avenue  
Glenview, IL 60025  
US

**ADVANCE INVOICE**

Arrival : 10-12-09  
Departure : 10-16-09  
Company Name : Utilities Inc.  
Charlotte Sighting  
US

Invoice # :  
Reference # :  
Room No. : 0212  
Page No. : 1 of 1  
Membership No. :  
Conf. No. : 644227  
Cashier No. : 123  
A/R Number :

Date	Description	Reference	Charges	Credits
10-12-09	Porter's Grill Open	Room# 0212 : CHECK# 0030506	97.08	
10-15-09	MasterCard	XXXXXXXXXX8249 XX/XX		97.08
<b>Total</b>			<b>97.08</b>	<b>97.08</b>
<b>Balance</b>				<b>0.00</b>

Please contact the Manager about any issues with your stay. Wyndham Hotels and Resorts or affiliates may contact you about goods and services unless you call 888-946-4283 or write to Wyndham Worldwide Hotels, Inc. 1 Sylvan Way, Parsippany, NJ 07054 to opt out. View our Wyndham Hotels and Resorts website about privacy.

**SB&J ENTERPRISES**

5501 Josh Birmingham Pkwy

Snack Bar Sales

Check No 271153/1  
Tab 001  
Cor 1  
Server 152  
Time 11:29:44 AM  
Date 10/12/2009

1 Sausage Pizza 6.69

Food Sub-total 6.69

1 Bot Soda 1.99

Beverage Sub-total 1.99

SUB TOTAL 8.68

Sales tax 0.80

**TOTAL 9.48**

**Amt Paid 20.00**

=====  
**Change 10.52**

Receipt Type Cash  
Amount 20.00  
Account Name  
Tip Amount 0.00

Receipt Type Cash  
Amount -10.52  
Account Name  
Tip Amount 0.00

THANK YOU  
INES

CHARLOTTE AVIATION PRK  
5501 JOSH BIRMINGHAM PK  
CHARLOTTE, NC 28208

10/16/2009

Merchant ID:

Terminal ID:

419162861993

13:38:47

00000008492449

01719214

CREDIT CARD

MC SALE

CARD #

INVOICE

Batch #:

Approval Code:

Entry Method:

Approved:

XXXXXXXXXXXX8249

0021

000402

016543

Swiped

Online

**SALE AMOUNT**

**\$20.00**

CUSTOMER COPY

**EXPENSE REPORT FORM**

3010030

Batch 20650  
 Name 217805 **Don Sudduth**  
 Business Unit **Project 2010188**  
 Doc \_\_\_\_\_

Date Co / Sub	11/16/09	11/17/09	11/18/09	11/25/09	11/25/09	11/25/09	Total	Account Codes	
	2010188	2010188	2010188	2010188	2010188	2010188			
Meals	13.30	180.26 ✓	27.06 ✓				\$220.62	6280	
Hotel ( room, tax, phone calls)	371.12 ✓	402.28 ✓					\$773.40	6185	
Mileage Driven									
Mileage Value @ 0.485	0.00	0.00	0.00	0.00	0.00	0.00	\$0.00	5880	
Airfare (including penalties)				271.20 ✓	830.10 ✓	359.20 ✓	\$1,460.50	6190	
Car Rental (including fuel)		54.00 ✓	199.97 ✓				\$253.97	6185	
Parking							\$0.00	6185	
Tolls							\$0.00	6185	
Taxi - Limousine							\$0.00	6185	
Entertainment							\$0.00	5825	
Education							\$0.00	5820	
Other: Mobile Cell Headset							\$0.00	5690	
Other: Tips							\$0.00		
Other:							\$0.00		
Other:							\$0.00		
<b>Purpose of the Expense:</b> Customer Service Rep + A/R employee meetings to share severance & term agreement drafts & communicate plan, reasons for Opt Plan				<b>Payment Recap</b>					
<b>Business Benefit:</b>				<b>Total of the Front of the Expense Form:</b>				\$2,708.49	
<b># Days on Business:</b> 3				<b>Subtract Any Advance:</b> less					
<b>Explanation:</b> Meals and Hotel Charges for self + Karen Sasic & John Hopkins 11/16 and included Bruce Haas 11/17; 11/18 lunch for self + Sasic Airfare for Karen Sasic, John Hopkins and me for KY & West Mtgs				<b>Net Amount Due to the Employee:</b>				\$2,708.49	
				<i>I hereby certify that the above expenditures represent cash spent for legitimate company business only and include no items of a personal nature.</i>					
<b>Authorized Signature:</b>				<b>Employee Signature:</b>					
<b>Date Authorized:</b>				<b>Date Signed:</b>					

*M. S. S.*

*Don Sudduth*  
11/25/07

1007 SUDDUTH/DONALD/MR 99.00 11/17/09 12:00 7349  
 Room Name Rate Depart Time ACCT#  
 NSKG 11/16/09 19:19  
 Type Arrive Time  
 74

MR#: XXXXX7233

Room Clerk	Address	Payment			
DATE	REFERENCE	CHARGES	CREDITS	BALANCE DUE	
11/16	BIRCH BA	01795358		25.85	
11/16	ROOM	1007, 1		99.00	
11/16	SALES TX	1007, 1		8.17	
11/16	OCC TAX	1007, 1		7.92	
11/17	VS CARD				\$140.94

TO BE SETTLED TO: VISA CURRENT BALANCE .00

THANK YOU FOR CHOOSING MARRIOTT! TO EXPEDITE YOUR CHECK-OUT, PLEASE CALL THE FRONT DESK, OR PRESS "MENU" ON YOUR TV REMOTE CONTROL TO ACCESS VIDEO CHECK-OUT.

----- EXP. REPORT SUMMARY -----  
 11/16 BIRCH 8A 25.85  
 ROOM&TAX 115.09

AS REQUESTED, A FINAL COPY OF YOUR BILL WILL BE EMAILED TO:  
 BTHEF@YAHOO.COM  
 SEE "INTERNET PRIVACY STATEMENT" ON MARRIOTT.COM

Gifts for them, Points for you! Earn Marriott Rewards points on all Marriott GiftCard purchases November 2 - December 31. Visit gifts.marriott.com or call 1-800-813-GIFT. Give the Gift of Marriott this holiday.

Elite Rollover Nights! It's Big. It's a First. And it's All About You. Every night you stay above your current Elite level in 2009, is yours to count toward 2010. For more information visit MarriottRewards.com

Marriott Rewards Account # XXXXX7233  
 Date 11/16/09-11/17/09 Est. Eligible Revenue \$124.85  
 Est. base Points Earned: 1249  
 For account activity: 801-468-4000 or www.Marriott.com

This statement is your only receipt. You have agreed to pay in cash or by approved personal check or to authorize us to charge your credit card for all amounts charged to you. The amount shown in the credits column opposite any credit card entry in the reference column above will be charged to the credit card number set forth above. (The credit card company will bill in the usual manner.) If for any reason the credit card company does not make payment on this account, you will owe us such amount. If you are direct billed, in the event payment is not made within 25 days after checkout, you will owe us interest from the checkout date on any unpaid amount at the rate of 1.5% per month (ANNUAL RATE 18%), or the maximum allowed by law, plus the reasonable cost of collection, including attorney fees.

Signature X \_\_\_\_\_



1107 SUDDUTH/DONALD/MR 99.DO 11/17/09 12:00 7347  
 Room Name Rate Depart Time ACCT#  
 NSKG 11/16/09 19:18  
 Type Arrive Time  
 74

MR#: XXXXX7233

Room Clerk	Address	Payment
------------	---------	---------

DATE	REFERENCE	CHARGES	CREDITS	BALANCE DUE
11/16	ROOM	1107, 1	99.DO	
11/16	SALES TX	1107, 1	8.17	
11/16	OCC TAX	1107, 1	7.92	
11/17	VS CARD			\$115.09

TO BE SETTLED TO: VISA CURRENT BALANCE .00

THANK YOU FOR CHOOSING MARRIOTT! TO EXPEDITE YOUR CHECK-OUT, PLEASE CALL THE FRONT DESK, OR PRESS "MENU" ON YOUR TV REMOTE CONTROL TO ACCESS VIDEO CHECK-OUT.

----- EXP. REPORT SUMMARY -----  
 11/16 ROOM&TAX 115.09

AS REQUESTED, A FINAL COPY OF YOUR BILL WILL BE EMAILED TO:  
 BTHEFO@YAHOO.COM  
 SEE "INTERNET PRIVACY STATEMENT" ON MARRIOTT.COM

Gifts for them, Points for you! Earn Marriott Rewards points on all Marriott GiftCard purchases November 2 - December 31. Visit gifts.marriott.com or call 1-800-813-GIFT. Give the Gift of Marriott this holiday.

Elite Rollover Nights! It's Big. It's a First. And it's All About You. Every night you stay above your current Elite level in 2009, is yours to count toward 2010. For more information visit MarriottRewards.com

Marriott Rewards Account # XXXXX7233  
 Date 11/16/09-11/17/09 Est. Eligible Revenue \$99.00  
 Est. base Points Earned: 990  
 For account activity: 801-468-4000 or www.Marriott.com

This statement is your only receipt. You have agreed to pay in cash or by approved personal check or to authorize us to charge your credit card for all amounts charged to you. The amount shown in the credits column opposite any credit card entry in the reference column above will be charged to the credit card number set forth above. (The credit card company will bill in the usual manner.) If for any reason the credit card company does not make payment on this account, you will owe us such amount. If you are direct billed, in the event payment is not made within 25 days after checkout, you will owe us interest from the checkout date on any unpaid amount at the rate of 1.5% per month (ANNUAL RATE 18%), or the maximum allowed by law, plus the reasonable cost of collection, including attorney fees.

Signature X \_\_\_\_\_

1211 SUDDUTH/DONALD/MR 99.00 11/17/09 12:00 7348  
 Room Name Rate Depart Time ACCT#  
 NSKG 11/16/09 19:19  
 Type Arrive Time  
 74

MR#: XXXXX7233

DATE	REFERENCE	CHARGES	CREDITS	BALANCE DUE
11/16	ROOM	1211, 1	99.00	
11/16	SALES TX	1211, 1	8.17	
11/16	OCC TAX	1211, 1	7.92	
11/17	VS CARD			\$115.09

TO BE SETTLED TO: VISA CURRENT BALANCE .00

THANK YOU FOR CHOOSING MARRIOTT! TO EXPEDITE YOUR CHECK-OUT,  
 PLEASE CALL THE FRONT DESK, OR PRESS "MENU" ON YOUR  
 TV REMOTE CONTROL TO ACCESS VIDEO CHECK-OUT.

----- EXP. REPORT SUMMARY -----  
 11/16 ROOM&TAX 115.09

AS REQUESTED, A FINAL COPY OF YOUR BILL WILL BE EMAILED TO:  
 BTHEF@YAHOO.COM  
 SEE "INTERNET PRIVACY STATEMENT" ON MARRIOTT.COM

Gifts for them, Points for you! Earn Marriott Rewards points on all  
 Marriott GiftCard purchases November 2 - December 31.  
 Visit gifts.marriott.com or call 1-800-813-GIFT.  
 Give the Gift of Marriott this holiday.

Elite Rollover Nights! It's Big. It's a First.  
 And it's All About You. Every night you stay above your  
 current Elite level in 2009, is yours to count toward 2010.  
 For more information visit MarriottRewards.com

Marriott Rewards Account # XXXXX7233  
 Date 11/16/09-11/17/09 Est. Eligible Revenue \$99.00  
 Est. base Points Earned: 990  
 For account activity: 801-468-4000 or www.Marriott.com


This statement is your only receipt. You have agreed to pay in cash or by approved personal check or to authorize us to charge your credit card for all amounts charged to you. The amount shown in the credits column opposite any credit card entry in the reference column above will be charged to the credit card number set forth above. (The credit card company will bill in the usual manner.) If for any reason the credit card company does not make payment on this account, you will owe us such amount. If you are direct billed, in the event payment is not made within 25 days after checkout, you will owe us interest from the checkout date on any unpaid amount at the rate of 1.5% per month (ANNUAL RATE 18%), or the maximum allowed by law, plus the reasonable cost of collection, including attorney fees.

Signature X \_\_\_\_\_



SpringHill Suites by Marriott  
Savannah Midtown

11317 Abercom St  
Savannah Ga 31419  
t(912) 920 3787



17Nov09	Room Charge	89.00	
17Nov09	State Occupancy Tax	6.23	
17Nov09	City Tax	5.34	
18Nov09	Visa		100.57

Card #: VXXXXXXXXXXXXXXXXX4144XXXX  
Amount: 100.57 Auth: 00638B Signature on File  
This card was electronically swiped on 17Nov09

Balance: 0.00

Marriott Rewards Account # XXXXX7233. Your Marriott Rewards points/miles earned on your room rate will be credited to your account. For account activity: 801-468-4000 or MarriottRewards.com.

Latest News From Marriott Rewards

Gifts for them, Points for you! Earn Marriott Rewards points on all Marriott GiftCard purchases November 2 - December 31. Visit gifts.marriott.com or call 1-800-813-GIFT. Give the Gift of Marriott this holiday.

Elite Rollover Nights! It's Big, It's a First. And it's All About You. Every night you stay above your current Elite level in 2009, is yours to count toward 2010. For more information visit MarriottRewards.com

As requested, a final copy of your bill will be emailed to you at: BTHEF@YAHOO.COM. See "Internet Privacy Statement" on Marriott.com.



SpringHill Suites by Marriott  
Savannah Midtown

11317 Abercom St  
Savannah Ga 31419  
(912) 920 3787



17Nov09	Room Charge	89.00	
17Nov09	State Occupancy Tax	6.23	
17Nov09	City Tax	5.34	
18Nov09	Visa		100.57

Card #: VXXXXXXXXXXXXXXXXX4144XXXX  
Amount: 100.57 Auth: 03847B Signature on File  
This card was electronically swiped on 17Nov09

Balance: 0.00

Marriott Rewards Account # XXXXX7233 - Your Marriott Rewards points/miles earned on your room rate will be credited to your account. For account activity: 801-468-4000 or MarriottRewards.com.

**Latest News From Marriott Rewards**

Gifts for them, Points for you! Earn Marriott Rewards points on all Marriott GiftCard purchases November 2 - December 31. Visit gifts.marriott.com or call 1-800-813-GIFT. Give the Gift of Marriott this holiday.


Elite Rollover Nights! It's Big. It's a First. And it's All About You. Every night you stay above your current Elite level in 2009, is yours to count toward 2010. For more information visit MarriottRewards.com

As requested, a final copy of your bill will be emailed to you at: BTHEF@YAHOO.COM. See "Internet Privacy Statement" on Marriott.com.



SpringHill Suites by Marriott  
Savannah Midtown

11317 Abercorn St  
Savannah Ga 31419  
(912) 920 3787



17Nov09	Room Charge	89.00	
17Nov09	State Occupancy Tax	6.23	
17Nov09	City Tax	5.34	
18Nov09	Visa		100.57

Card #: VXXXXXXXXXXXXXXXXX4144/XXXX  
Amount: 100.57 Auth: 01331B Signature on File  
This card was electronically swiped on 17Nov09

**Balance: 0.00**

Marriott Rewards Account # XXXXX7233. Your Marriott Rewards points/miles earned on your room rate will be credited to your account. For account activity: 801-468-4000 or [MarriottRewards.com](http://MarriottRewards.com).

**Latest News From Marriott Rewards**

Gifts for them, Points for you! Earn Marriott Rewards points on all Marriott GiftCard purchases November 2 - December 31. Visit [gifts.marriott.com](http://gifts.marriott.com) or call 1-800-813-GIFT. Give the Gift of Marriott this holiday.

Elite Rollover Nights! It's Big, It's a First. And it's All About You. Every night you stay above your current Elite level in 2009, is yours to count toward 2010. For more information visit [MarriottRewards.com](http://MarriottRewards.com)

As requested, a final copy of your bill will be emailed to you at: [BTHEF@YAHOO.COM](mailto:BTHEF@YAHOO.COM). See "Internet Privacy Statement" on [Marriott.com](http://Marriott.com).



SpringHill Suites by Marriott  
Savannah Midtown

11317 Abercom St  
Savannah Ga 31419  
(912) 920 3787



DATE	DESCRIPTION	AMOUNT	CHECK
17Nov09	Room Charge	89.00	
17Nov09	State Occupancy Tax	6.23	
17Nov09	City Tax	5.34	
18Nov09	Visa		100.57

Card #: VXXXXXXXXXXXXXXXXX4144/XXXX  
Amount: 100.57 Auth: 03231B Signature on File  
This card was electronically swiped on 17Nov09

Balance: 0.00

**Marriott Rewards Account # XXXXX7233.** Your Marriott Rewards points/miles earned on your room rate will be credited to your account. For account activity: 801-468-4000 or [MarriottRewards.com](http://MarriottRewards.com).

**Latest News From Marriott Rewards**

Gifts for them, Points for you! Earn Marriott Rewards points on all Marriott GiftCard purchases November 2 - December 31. Visit [gifts.marriott.com](http://gifts.marriott.com) or call 1-800-813-GIFT. Give the Gift of Marriott this holiday.

Elite Rollover Nights! It's Big. It's a First. And it's All About You. Every night you stay above your current Elite level in 2009, is yours to count toward 2010. For more information visit [MarriottRewards.com](http://MarriottRewards.com)

As requested, a final copy of your bill will be emailed to you at: [BTHEF@YAHOO.COM](mailto:BTHEF@YAHOO.COM). See "Internet Privacy Statement" on [Marriott.com](http://Marriott.com).

Thank you for choosing AirTran Airways.

We will send you an email message containing your itinerary. To ensure you receive the message, you may wish to add [confirmations@airtran.com](mailto:confirmations@airtran.com) to your address book.

**confirmation number: UYBV8G**

**Booking date:** Wed, Nov 25, 2009    **Status:** Confirmed

Should our flight schedule change, we will notify you by email as early as possible.

---

### Flight Details

**Departing: Monday, November 30, 2009**

<b>Orlando, FL (MCO)</b> 10:20 AM	to	<b>Knoxville, TN (TYS)</b> 12:00 PM	<b>Flight 1277</b>	<b>Coach</b>
--------------------------------------	----	--	--------------------	--------------

---

### Passengers and Seat Assignments

<b>Passenger</b>	<b>A+ Number</b>	<b>MCO-TYS</b>
DONALD E SUDDUTH <i>DOB: Mar 16, 1973</i>	2114971796	22C
Karen Lee Sasic <i>DOB: Oct 1, 1967</i>	<u>Add A+ Number</u>	22A

### Contact Information

DONALD SUDDUTH  
3221 Curving Oaks Way  
Orlando, FL 32820  
United States of America

[desudduth@uiwater.com](mailto:desudduth@uiwater.com)  
407-765-7228 (Tel)

---

### Pricing

*Total for 2 passengers (full detail)*

Fare price:	\$195.34
Taxes/fees:	\$35.86
Seat fees:	\$40.00
<b>Total price:</b>	<b>\$271.20</b>

---

### Payments

*Payment via Credit Card*

Form of payment:	Visa
Payment status:	Confirmed
Payment amount:	\$271.20

---

### Terms and Conditions

#### Fare Restrictions

Coach

- R Fare Class
- Coach Class Fare
- Non-refundable
- Changes may be made for a fee of \$75 per person plus any applicable increase in fare.
- Advance seat assignment is available for a small fee, or you may select your seats upon check-in at no cost.
- Reservations may be obtained or changed through an AirTran Airways Telephone Reservations Center for

**Don Sudduth**

**From:** reservations@email-usairways.com  
**Sent:** Wednesday, November 25, 2009 10:39 AM  
**To:** Don Sudduth  
**Subject:** Your US Airways flight



Your reservation

- [Book travel](#)
- [Travel tools](#)
- [Dividend Miles](#)
- [Specials](#)
- [US Airways Vacations](#)

**Confirmation code: CCP0CN**

Date issued: Wednesday, November 25, 2009



Scan at any US Airways kiosk to check in.

• [New baggage policy](#)

**Passenger summary**

Passenger name	Frequent flyer # (Airline)	Ticket number	Special needs
DONALD E SUDDUTH	96N9F16 (US)	03723707335342	
KAREN SASIC		03723707335353	
JOHN R HOPKINS		03723707335364	



**Trip details** [Download to Outlook](#)

Depart: Knoxville, TN (TYS) Las Vegas, NV (LAS)

Date: Tuesday, December 01, 2009

Flight #/ Carrier	Depart	Arrive	Travel time	Meal	Aircraft	Cabin	Seats
2563	07:15 AM TYS	08:12 AM CLT	0h 57m	None	CRJ	Coach	8F 8D 8C
Stop: Change plane in Charlotte, NC (CLT)							
1789	11:20 AM CLT	01:11 PM LAS	4h 51m	<a href="#">In-flight Café</a>	757-200	Coach	

Flight operated by PSA Airlines doing business as US Airways Express

US Airways



# Don Sudduth

**From:** reservations@email-usairways.com  
**Sent:** Wednesday, November 25, 2009 10:39 AM  
**To:** Don Sudduth  
**Subject:** Your US Airways flight



Your reservation

[Book travel](#)

[Travel tools](#)

[Dividend Miles](#)

[Specials](#)

[US Airways Vacations](#)

**Confirmation code: CCP0CN**

Date issued: Wednesday, November 25, 2009



Scan at any US Airways kiosk to check in.



• [New baggage policy](#)

## Passenger summary

Passenger name	Frequent flyer # (Airline)	Ticket number	Special needs
DONALD E SUDDUTH	96N9F16 (US)	03723707335342	
KAREN SASIC		03723707335353	
JOHN R HOPKINS		03723707335364	



Trip details [Download to Outlook](#)

Depart: Knoxville, TN (TYS) Las Vegas, NV (LAS)

Date: Tuesday, December 01, 2009

Flight #/ Carrier	Depart	Arrive	Travel time	Meal	Aircraft	Cabin	Seats
2563  PSA	07:15 AM TYS	08:12 AM CLT	0h 57m	None	CRJ	Coach	8F 8D 8C
Stop: Change plane in Charlotte, NC (CLT)							
1789	11:20 AM CLT	01:11 PM LAS	4h 51m	<a href="#">In-flight Café</a>	757-200	Coach	

PSA Flight operated by PSA Airlines doing business as US Airways Express

US Airways



Give yourself peace of mind with Trip Insurance ▶



Book your car rental with US & drive away with more miles ▶



We'll get you there, now get a hotel room with US ▶

### Total travel cost (3 passengers)

3 Adults \$717.21  
Taxes + fees \$112.89

**Fare total \$830.10** Non-refundable

**Total \$830.10**

### Helpful links

[Manage your reservation](#)

[Join Dividend Miles](#)

[Airport information](#)

[Baggage policies](#)

[TSA regulations](#)

[Currency exchange and rates](#)

[Seated in an exit row? Read about checking in.](#)

↳ Charged to Mr. Sudduth  
\*\*\*\*\*4144 Visa



### Terms & conditions

- Ticket is non-transferable.
- Ticket is non-refundable.
- Unused tickets must be cancelled on the date of departure to retain value.
- Any change to this reservation (including flight, dates, or cities) is subject to a \$150.00 change fee per passenger. The new itinerary will be priced at the lowest available published fare at the time of change, which may result in a fare increase.
- Ticket expires one year from original date of issue. Unflown value expires one year from original date of issue.
- Checked baggage fees may apply.
- Air transportation on US Airways is subject to the US Airways Contract of Carriage. [View this document in PDF format.](#)
- Security regulations may require us to disclose to government agencies the data you provide to us in connection with this reservation.
- Changes to the country of origin are not permitted, except for changes between the United States and U.S. territories.

US Airways logo

US Airways, 111 011 Rio Salado Pkwy, Tempe, AZ 85281. Copyright US Airways 1996 - 2009. All rights reserved.

We are committed to protecting your privacy. Your information is kept private and confidential. For information about our privacy policy visit [usairways.com](http://usairways.com). Please do not reply to this email, it is not monitored. If you'd like to contact us, please visit our website.

# Don Sudduth

**From:** reservations@email-usairways.com  
**Sent:** Wednesday, November 25, 2009 11:31 AM  
**To:** Don Sudduth  
**Subject:** Your US Airways flight



Your reservation

[Book travel](#)

[Travel tools](#)

[Dividend Miles](#)

[Specials](#)

[US Airways Vacations](#)

**Confirmation code: CD6GGW**

Date issued: Wednesday, November 25, 2009



Scan at any US Airways kiosk to check in.



• [New baggage policy](#)

## Passenger summary

Passenger name	Frequent flyer # (Airline)	Ticket number	Special needs
DONALD E SUDDUTH	96N9F16 (US)	03723707416354	
KAREN LEE SASIC		03723707416385	



Trip details [Download to Outlook](#)

Depart: Las Vegas, NV (LAS) Orlando, FL (MCO)

Date: Wednesday, December 02, 2009

Flight #/ Carrier	Depart	Arrive	Travel time	Meal	Aircraft	Cabin	Seats
564	04:05 PM LAS	11:22 PM MCO	4h 17m	<a href="#">In-flight Café</a>	A319	Coach	9E 9D

US Airways



### Total travel cost (2 passengers)

2 Adults	\$314.42	
<u>Taxes + fees</u>	\$44.78	
<hr/>		
<b>Fare total</b>	<b>\$359.20</b>	Non-refundable
<hr/>		
<b>Total</b>	<b>\$359.20</b>	

### Helpful links

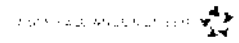
- [Manage your reservation](#)
- [Join Dividend Miles](#)
- [Airport information](#)
- [Baggage policies](#)
- [TSA regulations](#)
- [Currency exchange and rates](#)
- [Seated in an exit row? Read about checking in.](#)

↳ Charged to Mr. Sudduth  
\*\*\*\*\*4144 Visa



### Terms & conditions

- Ticket is non-transferable.
- Ticket is non-refundable.
- Unused tickets must be cancelled on the date of departure to retain value.
- Any change to this reservation (including flight, dates, or cities) is subject to a \$150.00 change fee per passenger. The new itinerary will be priced at the lowest available published fare at the time of change, which may result in a fare increase.
- Ticket expires one year from original date of issue. Unflown value expires one year from original date of issue.
- Checked baggage fees may apply.
- Air transportation on US Airways is subject to the US Airways Contract of Carriage. [View this document](#) in PDF format.
- Security regulations may require us to disclose to government agencies the data you provide to us in connection with this reservation.
- Changes to the country of origin are not permitted, except for changes between the United States and U.S. territories.



US Airways, 111 W. Rio Salado Pkwy, Tempe, AZ 85281 | Copyright US Airways 1956 - 2009. All rights reserved.

We are committed to protecting your privacy. Your information is kept private and confidential. For information about our privacy policy visit [usairways.com](http://usairways.com). Please do not reply to this email, it is not monitored. If you'd like to contact us, please visit our website.

NATIONAL  
CAR RENTAL

RA 214134587 Inv 20011342706  
 Rental 16-NOV-2009 01:25 PM  
 RALEIGH-DURHAM ARPT  
 Return 18-NOV-2009 04:25 PM  
 ORLANDO INTL ARPT

DONALD SUDDUTH  
 Vehicle # 9S158023  
 Model TRAVERSE AWD  
 Class Driven PGAR Class Charged MVAR  
 License# 5440ZL State/Province OR  
 M/Kms Driven 789  
 M/Kms Out 24933  
 M/Kms In 25722

Charges	No Unit	Price	Amount
T & M	3 Days	33.00	99.00*
UNLIM M/KM	0 M/Kms		0.00*
CONCESSION FEE RECOVERY			10.04*
VEH LIC RECOV			1.41*
HIWAY USE TAX @ 0.001 %			8.84
COUNTY GR TAX @ 0.001 %			1.66
TRANSIT TAX @ 0.001 %			5.52

Total Charges USD 126.47  
 Paid By Visa 0905 -126.47  
 Amount Due USD 0.00

\* Taxable Items  
 Subject to Audit  
 Your Emerald Club Number is 888458023  
 Emerald Club rental credits will be  
 posted within 24 hours  
 We hope you enjoyed driving your  
 upgraded Emerald Club vehicle.  
 Customer service Number 1-800-468-3334



SUNCOAST ENERGY  
 5928 BUTLER NATIONAL DR.  
 ORLANDO FL 32822

SUNCOAST ENERGY  
 5928 BUTLER NATIONAL DR1

ORLANDO, FL 32822  
 DLR#: SM12688345001

11.18.09 09.03

Pump: 16.50  
 Product: Sunoco  
 Gallons: 15.081  
 \$/Gal: \$ 4.000  
 Fuel Sale \$ 75.50  
 Total Sale \$ 75.50

XXXXXXXXXXXXXXXXXXXX  
 VISA

Trans# 248236  
 Approval# 07337B

509884s385c10

THANK YOU FROM  
 SUNCOAST ENERGY

Huey's  
115 E. River St.  
Savannah, GA

CHILIS-BARTRAM CROSS 1174  
MERCHANT ID  
11/18/09 13:48:27 T052  
TONI CHK #072  
CHARGE 1

VISA  
XXXXXXXXXXXX4144  
SUDDUTH/DONALD

AUTH # 05065B

CHARGE AMOUNT 23.06

TIP AMOUNT 4.00

TOTAL 27.06

Date: Nov17'09 09:29PM  
Card Type: Visa  
Acct #: XXXXXXXXXXXX4144  
Trans Key: C1C001948650112  
Exp Date: XX/XX  
Auth Code: 00606B  
Check: 2573  
Table: 06/1  
Server: 420 Briseis

Subtotal: 150.26

Total 30.00  
180.26

Thank you!  
Please join us again.

GUEST COPY  
WE WELCOME YOUR COMMENTS!  
PLEASE CALL US AT 1-800-983-4637  
OR VISIT US AT WWW.CHILIS.COM

TAYLOR'S BP  
EXIT 21 I-95  
RIDGELAND, SC 29936

11/17/09 17:23  
TAYLORS  
RIDGELAND SC  
29936

Self  
Pump#11 BLU  
Gallons 20.307  
@ \$2.659/GAL  
Fuel \$54.00

TL/NoTax \$54.00  
Tax Pd \$0.00  
Total \$54.00

VISA  
XXXXXXXXXXXX4144  
Auth #: 09606B  
Ref: 6B906009  
Resp Code: 000  
Stan: 18663384582

SITE ID: 6021987

Earn a 5% rebate  
with the BP Visa  
Take application  
and Apply Today  
THANK YOU

3010030

# EXPENSE REPORT FORM

Batch 71075

Name Don Sudduth

Doc 219003

Business Unit Project 2010188

Date Co / Sub	11/30/09	12/1/09	12/2/09	12/6/09				Total	Account Codes
	2010188	2010188	2010188	2010188					
Meals	8.39 ✓	91.12	22.67 ✓					\$122.18	6200
Hotel ( room, tax, phone calls)	454.54 ✓							\$454.54	6185
Mileage Driven									
Mileage Value @ 0.485	0.00	0.00	0.00	0.00	0.00	0.00	0.00	\$0.00	5880
Airfare (including penalties)				1160.60 ✓				\$1,160.60	6190
Car Rental (including fuel)	106.76 ✓							\$106.76	6185
Parking								\$0.00	6185
Tolls								\$0.00	6185
Taxi - Limousine								\$0.00	6185
Entertainment								\$0.00	5825
Education								\$0.00	5820
Other:								\$0.00	5690
Other: Tips	5.00	5.00						\$10.00	
Other:								\$0.00	
Other:								\$0.00	
<b>Purpose of the Expense:</b>	Customer Service Rep + A/R employee meetings to share severance & term agreement drafts & communicate plan, reasons for Opt Plan				<b>Payment Recap</b>				
<b>Business Benefit:</b>					<b>Total of the Front of the Expense Form:</b> \$1,854.08				
<b># Days on Business:</b>	4				<b>Subtract Any Advance:</b> less				
<b>Explanation:</b>	Meals for self + Karen Sasic & John Hopkins; Airfare 12/6 for self+Rick Durham				<b>Net Amount Due to the Employee:</b> \$1,854.08				
<b>Authorized Signature:</b>	<i>W. S. [Signature]</i> 12/9/09				<i>[Signature]</i>				
<b>Date Authorized:</b>					12-5-09				
					I hereby certify that the above expenditures represent cash spent for legitimate company business only and include no items of a personal nature.				

**RECEIVED**  
 DEC - 9 2009  
 BY: \_\_\_\_\_

DEC 09 2009

**Don Sudduth**

**From:** reservations@email-usairways.com  
**Sent:** Saturday, December 05, 2009 10:27 AM  
**To:** Don Sudduth  
**Subject:** Your US Airways flight



Your reservation

- [Book travel](#)
- [Travel tools](#)
- [Dividend Miles](#)
- [Specials](#)
- [US Airways Vacations](#)

**Confirmation code: FCVP4V**

Date issued: Saturday, December 05, 2009

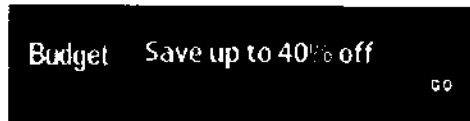


Scan at any US Airways kiosk to check in.

• [New baggage policy](#)

**Passenger summary**

Passenger name	Frequent flyer # (Airline)	Ticket number	Special needs
DONALD E SUDDUTH	96N9F16 (US)	03723716602874	
RICHARD JAMES DURHAM	2D1V200 (US)	03723716602885	



**Trip details** [Download to Outlook](#)

Depart: Orlando, FL (MCO) Las Vegas, NV (LAS)


**Date:** Sunday, December 06, 2009

Flight #	Carrier	Depart	Arrive	Travel time	Meal	Aircraft	Cabin	Seats
732		03:30 PM MCO	05:07 PM CLT	1h 37m	None	A320	Coach	15C 16C
Stop: Change plane in Charlotte, NC (CLT)								
307		06:10 PM CLT	08:16 PM LAS	5h 6m	<a href="#">In-flight Café</a>	A320	Coach	16C 16D

Return: Las Vegas, NV (LAS) Orlando, FL (MCO)

**Date:** Thursday, December 10, 2009



Flight #/ Carrier	Depart	Arrive	Travel time	Meal	Aircraft	Cabin	Seats
564 	04:05 PM LAS	11:22 PM MCO	4h 17m	<u>In-flight Café</u>	A319	Coach	9E 9D

 US Airways



Give yourself peace of mind with Trip Insurance ▶



Book your car rental with US & drive away with more miles ▶



We'll get you there, now get a hotel room with US ▶

### Total travel cost (2 passengers)

2 Adults	\$1,023.24	
<u>Taxes + fees</u>	\$137.36	
<hr/>		
<b>Fare total</b>	<b>\$1,160.60</b>	Non-refundable
<hr/>		
<b>Total</b>	<b>\$1,160.60</b>	

### Helpful links

- [Manage your reservation](#)
- [Join Dividend Miles](#)
- [Airport information](#)
- [Baggage policies](#)
- [TSA regulations](#)
- [Currency exchange and rates](#)
- [Seated in an exit row? Read about checking in.](#)

↳ Charged to Mr. Sudduth  
\*\*\*\*\*4144 Visa



**BOARDING JUST GOT BETTER**  
First Class check-in and Zone 2 boarding



**US Airways MarketPlace™**  
Food, drinks & more  
[Learn more ▶](#)


### Terms & conditions

- Ticket is non-transferable.
- Ticket is non-refundable.
- Unused tickets must be cancelled on the date of departure to retain value.
- Any change to this reservation (including flight, dates, or cities) is subject to a \$150.00 change fee per passenger. The new itinerary will be priced at the lowest available published fare at the time of change, which may result in a fare increase.
- Ticket expires one year from original date of issue. Unflown value expires one year from original date of issue.
- Checked baggage fees may apply.
- Air transportation on US Airways is subject to the US Airways Contract of Carriage. [View this document in PDF format.](#)
- Security regulations may require us to disclose to government agencies the data you provide to us in connection with this reservation.
- Changes to the country of origin are not permitted, except for changes between the United States and U.S. territories.



Courtyard by Marriott  
Knoxville Airport Alcoa

141 Furrow Way  
Alcoa, TN 37701  
T 865.977.8333



30Nov09	Room Charge	129.00	
30Nov09	State Occupancy Tax	13.22	
30Nov09	Occupancy Sales Tax	6.45	
01Dec09	Visa		148.67
	<i>Card #: VXXXXXXXXXXXXXXXXX4144/XXXX</i>		
	<i>Amount: 148.67 Auth: 01490B Signature on File</i>		
	<i>This card was electronically swiped on 30Nov09</i>		
	<b>Balance:</b>	<b>0.00</b>	

**Marriott Rewards Account # XXXXX7233.** Your Marriott Rewards points/miles earned on your room rate will be credited to your account. For account activity: 801-468-4000 or [MarriottRewards.com](http://MarriottRewards.com).

**Latest News From Marriott Rewards**

Gifts for them, Points for you! Earn Marriott Rewards points on all Marriott GiftCard purchases November 2 - December 31. Visit [gifts.marriott.com](http://gifts.marriott.com) or call 1-800-813-GIFT. Give the Gift of Marriott this holiday.

Elite Rollover Nights! It's Big. It's a First. And it's All About You. Every night you stay above your current Elite level in 2009, is yours to count toward 2010. For more information visit [MarriottRewards.com](http://MarriottRewards.com)

As requested, a final copy of your bill will be emailed to you at: [BTHEF@YAHOO.COM](mailto:BTHEF@YAHOO.COM). See "Internet Privacy Statement" on [Marriott.com](http://Marriott.com).



Courtyard by Marriott  
Knoxville Airport Alcoa

141 Furrow Way  
Alcoa, TN 37701  
T 865.977.8333



30Nov09	Room Charge	129.00	
30Nov09	State Occupancy Tax	13.22	
30Nov09	Occupancy Sales Tax	6.45	
01Dec09	Visa		148.67
	<i>Card #: VXXXXXXXXXXXXXXXXX4144XXXX</i>		
	<i>Amount: 148.67 Auth: 08688B Signature on File</i>		
	<i>This card was electronically swiped on 30Nov09</i>		
	<b>Balance:</b>	<b>0.00</b>	

**Marriott Rewards Account # XXXXX7233.** Your Marriott Rewards points/miles earned on your room rate will be credited to your account. For account activity: 801-468-4000 or [MarriottRewards.com](http://MarriottRewards.com).

**Latest News From Marriott Rewards**

Gifts for them, Points for you! Earn Marriott Rewards points on all Marriott GiftCard purchases November 2 - December 31. Visit [gifts.marriott.com](http://gifts.marriott.com) or call 1-800-813-GIFT. Give the Gift of Marriott this holiday.


Elite Rollover Nights! It's Big. It's a First. And it's All About You. Every night you stay above your current Elite level in 2009, is yours to count toward 2010. For more information visit [MarriottRewards.com](http://MarriottRewards.com)

As requested, a final copy of your bill will be emailed to you at: [BTHEF@YAHOO.COM](mailto:BTHEF@YAHOO.COM). See "Internet Privacy Statement" on [Marriott.com](http://Marriott.com).



Courtyard by Marriott  
Knoxville Airport Alcoa

141 Furrow Way  
Alcoa, TN 37701  
T 865.977.8333



30Nov09	Market Beverage	1.50	
30Nov09	Sales Tax	0.15	
30Nov09	Market Beverage	1.50	
30Nov09	Sales Tax	0.15	
30Nov09	Market Beverage	1.50	
30Nov09	Sales Tax	0.15	
30Nov09	Market Packaged Food	1.00	
30Nov09	Sales Tax	0.10	
30Nov09	Market Packaged Food	2.25	
30Nov09	Sales Tax	0.23	
30Nov09	Room Charge	129.00	
30Nov09	State Occupancy Tax	13.22	
30Nov09	Occupancy Sales Tax	6.45	
01Dec09	Visa		157.20

Card #: VXXXXXXXXXXXXXXXXX4144XXXX  
Amount: 157.20 Auth: 00697B Signature on File  
This card was electronically swiped on 30Nov09

**Balance: 0.00**

**Marriott Rewards Account # XXXXX7233.** Your Marriott Rewards points/miles earned on your room rate will be credited to your account. For account activity: 801-468-4000 or MarriottRewards.com.

**Latest News From Marriott Rewards**

Gifts for them, Points for you! Earn Marriott Rewards points on all Marriott GiftCard purchases November 2 - December 31. Visit [gifts.marriott.com](http://gifts.marriott.com) or call 1-800-813-GIFT. Give the Gift of Marriott this holiday.

Elite Rollover Nights! It's Big. It's a First. And it's All About You. Every night you stay above your current Elite level in 2009, is yours to count toward 2010. For more information visit [MarriottRewards.com](http://MarriottRewards.com)

As requested, a final copy of your bill will be emailed to you at: [BTHEF@YAHOO.COM](mailto:BTHEF@YAHOO.COM). See "Internet Privacy Statement" on [Marriott.com](http://Marriott.com).

HMSHOST  
CINNABON ZIA  
KNOXVILLE AIRPORT

195525 Leigh

CHK 640 DEC01'09 5:50AM GST 1

TO GO

2 CLASSIC BUN	6.98
1 COFFEE M	1.79
SUBTOTAL	8.77
TAX	0.81
AMOUNT PAID	9.58
CASH	10.00
CHANGE	0.42

THANK YOU FOR YOUR BUSINESS!

TELL US ABOUT YOUR EXPERIENCE

~~your order number is 52102~~

QUEEN CITY GIFTS AND  
5501 JOSH BIRMINGHAM  
CHARLOTTE, NC 28208

BATCH: 879  
S-A-L-E-S D-R-A-F-T  
75691290  
821000027910

REF: 8798  
CD TYPE: VISA  
TR TYPE: PURCHASE  
DATE: DEC 01, 09 10:42:24

TOTAL \$21.01

ACCT: \*\*\*\*\*4144 EXP: \*\*/\*\*  
AP: 06751B  
NAME: DONALD SUDDUTH

CARDMEMBER ACKNOWLEDGES RECEIPT OF GOODS  
AND/OR SERVICES IN THE AMOUNT OF THE  
TOTAL SHOWN HEREON AND AGREES TO PERFORM  
THE OBLIGATIONS SET FORTH BY THE  
CARDMEMBER'S AGREEMENT WITH THE ISSUER

THANKS FOR USING VISA

CUSTOMER COPY

HMSHOST  
CHILI'S - MAIN  
LAS VEGAS INT'L AIRPORT  
CHECK: 4200  
TABLE: 202/1  
4004 Susan  
DEC02'09 11:39PM  
VISA 04\*  
XXXXXXXXXXXXXXXXXXXX  
EXP DATE: XX/XX  
AUTH CODE: 44852B  
DONALD SUDDUTH

TOTAL: 18.67

TIP 4.00

TOTAL: 22.67

X I AGREE TO PAY THE ABOVE AMOUNT  
IN ACCORDANCE WITH THE CARD  
MEMBER'S AGREEMENT.









### View a Report

Select Download to send this report in Excel™ format to your computer. Select Print This Page to create a hard copy. To discard this report and create another one, select Account Activity.

LINDA C MATTHEWS

[Print This Page](#) 

~~XXXXXXXXXX~~

~~XXXXXXXXXX~~

~~XXXXXXXXXX~~

~~XXXXXXXXXX~~


XXXXXXXXXXXX\$326

Report Name:

Transaction Date	Description	Amount	Comments
10/16/2009	AMERICAN00126085651102 CHICAGO IL	\$20.00	
10/16/2009	RDU AIRPORT AUTHORITY RDU AIRPORT NC	\$42.00	
10/17/2009	WYNDHAM GLENVIEW IL	\$25.00	
10/01/2009	TRAVEL INSURANCE POLIC 08007296021 VA	\$18.75	
10/12/2009	AMERICAN00126093725052 RALEIGH NC	\$20.00	
<b>Total Activity</b>		<b>\$125.75</b>	

Select a format to download your report

Spreadsheet     CSV File     Tab Delimited     Custom Delimited \_\_\_\_\_

[Download](#) 

[Account Activity](#)

**American Airlines**

**BAGGAGE CHARGE RECEIPT**

**American Airlines**

PASSENGER NAME  
MATTHEWS/LINDA

Checked Bag Fee 1 20.00 USD

Total with Applicable TFC 20.00  
Credit Card MC XXXXXXXXXXXXX8326

FLIGHT DATE  
1686 OCTOBER 16, 2009

TFC=TAXES, FEES & CHARGES

Agent: ORD-SSM 001 2606565110 6

SSL: LCPN 310992R

**American Airlines**

**BAGGAGE CHARGE RECEIPT**

**American Airlines**

PASSENGER NAME  
MATTHEWS/LINDA

Checked Bag Fee 1 20.00 USD

Total with Applicable TFC 20.00  
Credit Card MC XXXXXXXXXXXXX8326

FLIGHT DATE  
809 OCTOBER 12, 2009

TFC=TAXES, FEES & CHARGES

Agent: RDU-SSM 001 2606372505 6

**American Airlines**

**BOARDING PASS American Airlines**

PASSENGER NAME  
MATTHEWS/LINDA

FROM:  
RALEIGH/DURHAM

TO:  
CHICAGO ORD

FREQUENT FLYER # RECORD LOCATOR  
562CPT2 EJAFWV

FLIGHT CLASS DATE DEPARTS  
AA809 W 12OCT 1115A

BOARDING PASS  
MATTHEWS/LINDA

FROM:  
RALEIGH/DURHAM

TO:  
CHICAGO ORD

FLIGHT SEAT  
AA 809 22E

GROUP 3

DATE CLASS DEPARTS  
12OCT W 1115A

GROUP 3

GATE BOARDING TIME SEAT  
C17 1045A 22E

0012310634620



Thank you for choosing McDonald's!  
 We appreciate your business!  
 Restaurant Manager-Adrienne

TERMINAL 3 COURSE H  
 CHICAGO, IL 60666

THANK YOU

MCDONALD'S  
 63 KS#04  
 STORE# 17276

TEL# (773)686-1161  
 Oct.16'09(Fri)06:47

**Order #463 TO GO**

1 SML ICED VAN COFFEE	1.75
1 FRUIT N YURT PARFAIT	1.15
SUB TOTAL	2.90
TAKE OUT TAX	0.33
	<hr/>
	3.23
CASH TENDERED	3.23
CHANGE	0.00

American Airlines

BOARDING PASS

American Airline

PASSENGER NAME  
**MATTHEWS/LINDA**

FROM:  
**CHICAGO ORD**

TO:  
**RALEIGH/DURHAM**

FLIGHT CLASS DATE DEPARTS  
**AA1686 Q 16OCT 730A**

RECORD LOCATOR  
**EJAFV**

FREQUENT FLYER #  
**562CP12**

GROUP 4

0012310634620

DATE BOARDING TIME SEAT  
**16OCT 18F**

FLIGHT CLASS DATE DEPARTS  
**AA1686 Q 16OCT 730A**

BOARDING PASS  
**MATTHEWS/LINDA**

FROM:  
**CHICAGO ORD**

TO:  
**RALEIGH/DURHAM**

GROUP 4

DATE BOARDING TIME SEAT  
**16OCT 18F**

FLIGHT CLASS DATE DEPARTS  
**AA1686 Q 16OCT 730A**



*Karen Sesing  
Linda Matthews  
Jane Mathis (Agnes)  
2010188*

LUCKY 32

(919) 233-1632

SERVER: MATT S

CHECK #A2037 TABLE: 95  
DATE: 06-25-09 TIME: 12:54PM

MERCHANT # 829991863490

CARDMEMBER: LINDA C. MATTHEWS  
MC : \*\*\*\*\*18326  
EXP : 08/10

PURCHASES .....\$ 43.91  
TIP .....\$ 8.00  
TOTAL .....\$ 51.91

*Linda Matthews*  
SIGNATURE

I AGREE TO COMPLY WITH THE  
CARDHOLDER AGREEMENT

WHITE COPY - LUCKY 32  
YELLOW COPY - GUEST

AUTHORIZATION# 440758

THANK YOU !!!  
WWW.LUCKY32.COM

Thank You for being our Guest

**LUCKY 32 RESTAURANT**

7307 Tryon Rd.  
Cary, NC 27511  
(919) 233-1632

1 SUPPLK CHICKEN 12.00  
1 E-SHES  
1 SUPPLK CHICKEN 12.00  
1 E-SHES  
1 LEMPHKEN PASTA L 10.00  
1 COKE 2.25  
1 COKE 2.25  
1 SWEET TEA 2.25

SUB TOTAL: 40.75  
TAX: 3.16  
DUE: 43.91

Date: 06-25-09 Table: 95  
Server: MATT S Guests: 3  
Time: 01:37PM Check # 2037

Go to [www.lucky32.com](http://www.lucky32.com),  
sign up for luck-E-news  
and you'll hit the jackpot.

### View a Report

Select Download to send this report in Excel™ format to your computer. Select Print This Page to create a hard copy. To discard this report and create another one, select Account Activity.

LINDA C MATTHEWS

Print This Page 

XXXXXXXXXX

XXXXXXXXXX

XX

XXXXXXXXXX

XXXXXXXXXXXX8326

Report Name:

Transaction Date	Description	Amount	Comments
06/25/2009	RDU AIRPORT AU98005QPS RALEIGH NC	\$1.00	
06/25/2009	LUCKY 32 #4 CARY NC	851.91	
06/25/2009	XXXXXXXXXXXX8326 QPS WASHINGTON DC	XXXXXX	
<b>Total Activity</b>		XXXXXX	

Select a format to download your report

Spreadsheet

CSV File

Tab Delimited

Custom Delimited \_\_\_\_\_

Download 

Account Activity

# EXPENSE REPORT FORM

- 1) Complete all sections where applicable
- 2) Attach receipts onto separate page, attach to form
- 3) Explain ALL entertainment expenses on the back of form
- 4) Keep photocopies of all items for your protection
- 5) Submit completed form to supervisor for approval

Name Karen Davis

Business Unit 889300

3009964

Batch 71159

Doc 219479

Date Business Unit	11/15/09	11/18/09	11/25/09	12/3/09				Total	Account Codes
	866100	2010188	855100	2010188					
Meals			\$4.87					\$4.87	6200
Hotel (room, tax, phone calls)								\$8.00	6185
Mileage Driven		44.86		44.86					
Mileage Value @ 0.55	0.00	24.67	0.00	24.67	0.00	0.00	0.00	\$49.34	5880
Airfare (including penalties)	469.30							\$469.30	6185
Car Rental (including fuel)								\$8.00	6185
Parking		51.00		51.00				\$102.00	6185
Tolls								\$2.00	6185
Taxi - Limousine								\$8.00	6185
Entertainment								\$8.00	5825
Education								\$8.00	5830
Driver / Rate School registration								\$8.00	5698
Other:								\$8.00	
Other:								\$8.00	
Other:								\$8.00	
Purpose of the Expense:	Training	Severance Discontin	Old Lunches	Severance Discontin	Payment Recap				
Business Benefit:	CS Optimization				Total of the Total of the Expense Form:				\$705.62
# Days on Business:	5	3	.	3	Subtract Any Advances:				None
Explanation:	Training for Fabramp CSR's / Travel to CS Offices to meet with employees affected by office closings.				Net Amount Due to the Employee:				\$705.62
Authorized Signature:	<i>[Signature]</i>				Employee Signature:				<i>[Signature]</i>
Date Authorized:	12-9-09				Date Signed:				12-7-09

RECEIVED  
DEC 10 2009

ENTERED  
DEC 10 2009





# Ticket receipt for Las Vegas, NV



## Booked Items

Although this itinerary doesn't qualify for ThankYou Points, you can still earn points if you add a hotel booking today or any time before you travel.



Learn more about how to earn points for future bookings.

### 1 Ticket / Round Trip

Orlando, FL (MCO-Orlando Intl.) to Las Vegas, NV (LAS-McCarran Intl.)

Departure Date: Sun 29-Nov-09 Return Date: Fri 4-Dec-09

Expedia Itinerary #: 130039287325 Purchase Date: 15-Nov-09

[Back to itinerary page](#)

Ticket numbers: 0167719329165

### Traveler and cost summary

Ferrilyn Troninger	Adult		\$428.99
		Taxes & Fees	\$42.41
		Total	\$471.40
		(Visa XXXXXXXXXX4020) Payment	\$469.40
		Balance Due	\$0.00

*Ferrilyn Troninger*

*- Airfare to NV to provide training to Pahrump CSR'S*

*B/U 866100*



474444570000  
1044562 5485  
495 N 2ND 4TH FLOOR  
AL TARENTE, SPAIN, FL 32710  
907-724-8822

855100

Term: 10: 000

Net: 0: 000

### Sale

XXXXXXXXXXXX

0150

Entry Method: Manual

11/25/08

12-31-08

Law #: 000004

Item Code: 335796

Amount: Online

Barcode: 000052

Amount:

1 74.87

Tax:

10.00

Total:

84.87

*Office Lunch*  
Customer Code  
Sales 100

2010188

DECEMBER 3, 2009 12:16 PM

ORLANDO INT'L AIRPORT  
9400 W AIRPORT BLVD  
ORLANDO, FL 32827  
407-405 2678  
8 PLAZA LANE 25

COMP ID: AMOG TERM ID: AMOG2116-5

CARD TYPE: VISA

ACCOUNT #: 4444444444444444

TOTAL AMOUNT \$ 51.00

APPROVAL CODE: 164878 STAN: 034619

CUSTOMER COPY

*R4/A2/NV TRIP*

ORLANDO INTERNATIONAL AIRPORT

Thank You For Parking

Questions/Comments

(407) 826-3662

Entrance: 08:24 11/30/08 Lane # 13

Exit : 00:18 12/03/08 Lane # 36

Length of stay: 2 d. 18 h. 52 m.

License plate : FL L881KE

Cashier: 608 Shift: 0125 SEGR 13806

Amount paid \$ 51.00 Card

# EXPENSE REPORT FORM

3009791

Name **Martin Lashua**  
 Company **Water Service Corporation of Kentucky**  
 Subdivision

Complete all sections where applicable  
 Attach receipts onto separate page, attach to form  
 Enter ALL entertainment expenses on the back of form  
 Make photocopies of all forms for your protection  
 Submit completed form to supervisor for approval

Batch 71500

Date	11/29/09	11/30/09								Total	Account Codes
Co / Sub	860100	860100									
		177.69								\$177.69	7758370
Room, tax, phone calls)	291.26									\$291.26	7758365
Car Driven											
Car Value @ 0.55	0.00	0.00	0.00	0.00	0.00	0.00	0.00	0.00		\$0.00	6759010
Tire (including penalties)										\$0.00	7758365
Rental (including fuel)										\$0.00	7758365
Gas										\$0.00	7758365
										\$0.00	7758365
Limousine										\$0.00	7758365
Mealment										\$0.00	7738390
Station										\$0.00	7048055
Rate School registration										\$0.00	7048050
										\$0.00	
										\$0.00	
										\$0.00	
<div style="text-align: center;">RECEIVED</div>											
Purpose of the Expense:											
Business Benefit:										\$468.95	
Expenses on Business:											
Explanation:										\$468.95	
Authorized Signature:											
Authorized: 12/9/09											
Signature for Personal Nature:											



SASIC, CASHTUA  
Sudhuth  
standifer

**Old Town Grill**  
1440 North Broad Street  
Tazewell, TN 37879  
423-526-5766  
Gift Cards Available  
Lunch Under \$6, Free WI-FI

75 Steph K  
-----  
Tbl 41/1                      Chk 1767                      Gst 5  
Nov30'09 06:34PM  
-----

Dinner Hopkins, Leonard, Matthews,  
2010188

- 1 Pickle Chips 6.99
- 1 Potato Skins 5.99
- 1 Pork Chops 7.99
- 2 NO Salad
- Veg 0 Day
- 1 Filet Mignon 19.99
- Baked Potato
- Saut Veggies
- 1 Country Fr Stk 10.99
- Veg 0 Day
- 1 Country Fr Stk 10.99
- Veg 0 Day
- 1 Country Fr Stk 10.99
- Veg 0 Day
- 1 Country Fr Stk 10.99
- Veg 0 Day
- 1 Country Fr Stk 10.99
- Veg 0 Day
- 1 Soda 1.89
- 1 Ice Tea 0.99
- 2 Michelob Ultra @ 2.25 4.50
- 2 Bud Light @ 2.25 4.50
- 1 Miller Lite 2.25
- 2 Sam Adams @ 3.25 6.50
- 20 %
- 20% Gratuity 23.31

Proj) Subtotal 116.54  
Tax 10.84  
07:33 Total 23.31  
150.69

18%  
\$27 tip      \$177.69



2000 ENTERPRISE PLAGE  
KINGSPORT, TN 37680

TELEPHONE 423-247-3888

FAX 4232472884

official sponsor U.S. Olympic Team



LASHUA, MARTIN

name  
address

room number: 406/KXTY  
arrival date: 11/29/2009 9:32:00PM  
departure date: 12/1/2009

adult/child: 1/0  
room rate: \$125.00

If the debit/credit card you are using for check-in is attached to a bank or checking account, a hold will be placed on the account for the full anticipated dollar amount to be owed to the hotel, including estimated incidentals, through your date of check-out and such funds will not be released for 72 business hours from the date of check-out or longer at the discretion of your financial institution.

RATE PLAN S-YB1  
HH# [REDACTED] SILVER  
AL US [REDACTED]  
BONUS AL CAR

Confirmation: 80179094

Rates subject to applicable sales, occupancy, or other taxes. Please do not leave any money or items of value unattended in your room. A safety deposit box is available for you in the lobby. I agree that my liability for this bill is not waived and agree to be held personally liable in the event that the indicated person, company or association fails to pay for any part or the full amount of these charges. I have requested weekday delivery of USA TODAY. If refused, a credit will be applied to my account. In the event of an emergency, I, or someone in my party, require special evacuation due to a physical disability. Please indicate yes by checking here:

12/1/2009 PAGE 1

signature:

date	reference	description	amount
11/29/2009	696760	GUEST ROOM	\$125.00
11/29/2009	696760	STATE TAX	\$8.75
11/29/2009	696760	CITY TAX	\$3.13
11/29/2009	696760	MOTEL TAX	\$8.75
11/30/2009	696868	GUEST ROOM	\$125.00
11/30/2009	696868	STATE TAX	\$8.75
11/30/2009	696868	CITY TAX	\$3.13
11/30/2009	696868	MOTEL TAX	\$8.75
WILL BE SETTLED TO MC *9750 EFFECTIVE BALANCE OF			\$291.26 \$0.00

Project 2010188  
Wsc of KY  
office optimization  
ISSUE  
meetings

*You have earned approximately 2875 HHonors points and approximately 250 miles with US Airways for this stay. To check your earnings for this stay or any other stay at any of more than 3,000 Hilton Fam*

*Earn double Hilton HHonors® Base points per stay or 25,000 HHonors bonus points after 4 stays. Offer valid now through December 31, 2009 at participating hotels. Visit hampton.com for details. Subject*

for reservations call 1.800.hampton or visit us online at hampton.com

thanks.

account no.	date of charge	folio/check no.
card member name	authorization	212904 A initial
establishment no. and location <small>establishment agrees to transmit to card holder for payment</small>	purchases & services	
	taxes	
	tips & misc.	
signature of card member <b>X</b>	total amount	0.00





3010030



**EXPENSE REPORT FORM**

Batch 71808

Name Don Sudduth

Business Unit 2010188

Doc 222053

Date Co / Sub	12/13/09	12/14/09	12/15/09	12/16/09				Total	Account Codes
	2010188	2010188	2010188	2010188					
Meals	29.56 ✓	245.42 ✓	202.62 ✓	228.83 ✓				\$706.43	6200
Hotel ( room, tax, phone calls)								\$0.00	6185
Mileage Driven									
Mileage Value @ 0.485	0.00	0.00	0.00	0.00	0.00	0.00	0.00	\$0.00	5880
Airfare (including penalties)								\$0.00	6190
Car Rental (including fuel)								\$0.00	6185
Parking			6.00					\$6.00	6185
Tolls								\$0.00	6185
Taxi - Limousine								\$0.00	6185
Entertainment								\$0.00	5825
Education								\$0.00	5820
Other:								\$0.00	5690
Other: Tips								\$0.00	
Other:								\$0.00	
Other:								\$0.00	
<b>Purpose of the Expense:</b> Meter 2 Cash Team Mtg for action plan development, scorecard development and 2010 planning of Optimization Project.					<b>RECEIVED</b> DEC 21 2009				
<b>Business Benefit:</b>					<b>Payment Recap</b>				
<b># Days on Business:</b> 4					<b>Total of the Front of the Expense Form:</b> \$712.43				
<b>Explanation:</b> Meals for self + Bill Sowell, Karen Sasic, Tom Ostler & Jim Casados; meal 12/16 for Patrick Flynn in leu of Tom Ostler					<b>Subtract Any Advance:</b> less				
					<b>Net Amount Due to the Employee:</b> \$712.43				
					<i>I hereby certify that the above expenditures represent cash spent for legitimate company business only and include no items of a personal nature.</i>				
<b>Authorized Signature:</b> 					<b>Employee Signature:</b> 				
<b>Date Authorized:</b>					<b>Date Signed:</b> 12-16-09				

DEC 21 2009

**RECEIVED**  
DEC 21 2009  
BY:

# FIREHOUSE SUBS

3309 E. SR 436 #1013  
APOPKA, FL 32703  
(P) 407-331-7827  
(F) 407-331-4750

DINE IN 12/14/2009 1:26:55 PM  
Order # 23943 Cashier: cash o.

1	MD TURKEY	5.29
	1 --->Swiss Sub	
	1 Lettuce Only	
	1 Mayo Only	
1	Combo	1.99
	MD Drink	
	Chip For Combo	
1	LG HAM wheat	7.09
	1 --> No Pickle Spear	
	wheat bread	
1	Combo	1.99
	MD Drink	
	Chip For Combo	
1	MD M B *** wheat	5.29
	1 --->Pickle NO	
	wheat bread	
1	Combo	1.99
	MD Drink	
	Chip For Combo	
1	MD HOKI wheat	5.29
	1 Green NO	
	wheat bread	
1	Combo	1.99
	MD Drink	
	Chip For Combo	
1	MD HAM wheat	5.29
	1 Tomato NO	
	1 Sp Must NO	
	wheat bread	
1	NO Drink	1.59
	Sub. Total:	\$37.80
	Tax:	\$2.65
	Total:	\$40.45
	Discount Total:	\$0.00
	Visa:	\$40.45
	Change	\$0.00

0055

Server: ASHLEY R Rec: 81  
12/14/09 19:38, Swiped T: 401 Term: 4

BONEFISH GRILL  
7012  
Longwood, FL 32750  
(407)331-0131  
MERCHANT #:

CARD TYPE ACCOUNT NUMBER  
VISA XXXXXXXXXXXX4144  
00 TRANSACTION APPROVED  
AUTHORIZATION #: 07326B  
Reference: 1214010000055  
TRANS TYPE: Credit Card SALE

CHECK: 169.97  
TIP: 35.00  
TOTAL: 204.97

X \_\_\_\_\_  
PHONE: ( )  
\*\*\*Duplicate Copy\*\*\*

CARDHOLDER WILL PAY CARD ISSUER ABOVE  
AMOUNT PURSUANT TO CARDHOLDER AGREEMENT  
top copy -> customer





3009569

**EXPENSE REPORT FORM**



Batch 71901

222245

Doc Name

**Business Unit**

Date Co / Sub	12/14/09	12/17/09	12/18/09	Total	Account Codes
	2010188	2010288	2010288		
Meals		48.04		\$48.04	6200
Hotel ( room, tax, phone calls)				\$0.00	6185
Mileage Driven					
Mileage Value @ 0.485				\$0.00	5880
Airfare (including penalties)	194.70		15.00	\$209.70	6185
Car Rental (inculding fuel)				\$0.00	6185
Parking				\$0.00	6185
Tolls				\$0.00	6185
Taxi - Limousine				\$0.00	6185
Entertainment				\$0.00	5825
Education				\$0.00	5820
Other: / Rate School registration				\$0.00	5690
Other:				\$0.00	5660
Other:				\$0.00	
Other:				\$0.00	

Purpose of the Expense:	Staff Meeting in Florida	<b>Payment Recap</b>	
Business Benefit:	KPI/Action Item Lists	Total of the Front of the Expense Form:	\$257.74
# Days on Business:	5	Subtract Any Advance:	less
Explanation:		Net Amount Due to the Employee:	\$257.74
Authorized Signature:		BY: 	Employee Signature:
Date Authorized:	12-18-09	Date Signed:	12/18/09

*I hereby certify that the above expenditures represent cash spent for legitimate company business only and include no items of a personal nature.*

DEC 22 2009





# MEXICAN RESTAURANT

1012 W. SR436  
Altamonte Spring, Fl 32714  
TEL (407) 637-2991  
FAX (407) 637-2992

Date: Dec17'09 06:52PM  
Card Type: VISA  
Acct #: XXXXXXXXXXXX1139  
Exp Date: XX/XX  
Auth Code: 095218  
Check: 8696  
Table: 22/1  
Server: 1014 ULISES

Subtotal: 40.04  
TIP: 8.00  
TOTAL: 48.04

Signature:  
I agree to pay above total  
according to my card issuer  
agreement.

\*\*\*\*\*  
\* EMILIANO'Z \*  
\* POWER RECEIPT \*  
\* \*  
\* WIN INSTANTLY \*  
\* ===== \*  
\* ..... \*  
\* WIN \$250 SHOPPING SPREE \*  
\* ..... \*  
\* \*  
\* ENTER REDEMPTION CODE: \*  
\* LY9UVP - KD1X \*  
\* at \*  
\* www.PowerReceipt.com \*  
\*\*\*\*\*  
\* \* \* \* Customer Copy \* \* \* \*



# MEXICAN RESTAURANT

1012 W. SR436  
Altamonte Spring, Fl 32714  
TEL (407) 637-2991  
FAX (407) 637-2992

1014 ULISES  
-----  
Tbl 22/1 Chk 8696 Gst 2  
Dec17'09 06:03PM  
-----

1 QUESO FUNDIDO 7.59  
HOUSE M.  
1 OPEN LIQUOR 2.00  
HOUSE M.  
1 OPEN LIQUOR 2.00  
1 BURRITO CALIFOR 10.99  
1 ENCHI-SUIZAS 9.50  
HOUSE M.  
1 OPEN LIQUOR 2.00  
HOUSE M.  
1 OPEN LIQUOR 2.00  
HOUSE M.  
1 OPEN LIQUOR 2.00

Subtotal 38.08  
Tax 1.96  
06:43PM Total 40.04

COMMENTS: \_\_\_\_\_  
\_\_\_\_\_  
\_\_\_\_\_

Thank you !  
SUNDAY BRUNCH 11AM-3PM  
MARIACHI NIGHTS  
FRIDAYS & SATURDAYS



## receipt &amp; itinerary

Thank you for choosing AirTran Airways.

We will send you an email message containing your itinerary. To ensure you receive the message, you may wish to add [confirmations@airtran.com](mailto:confirmations@airtran.com) to your address book.

**confirmation number: B4DTGV**

**Booking date:** Mon, Nov 30, 2009    **Status:** Confirmed

Should our flight schedule change, we will notify you by email as early as possible.

---

**Flight Details**

Departing: **Monday, December 14, 2009**

<b>Milwaukee, WI (MKE)</b> 7:35 AM	to	<b>Orlando, FL (MCO)</b> 11:12 AM	Flight 671	Coach
---------------------------------------	----	--------------------------------------	------------	-------

Returning: **Friday, December 18, 2009**

<b>Orlando, FL (MCO)</b> 5:28 PM	to	<b>Milwaukee, WI (MKE)</b> 7:25 PM	Flight 652	Coach
-------------------------------------	----	---------------------------------------	------------	-------

---

**Passengers and Seat Assignments**

Passenger	A+ Number	MKE-MCO	MCO-MKE
Jim P Casados JR DOB: Aug 8, 2004	8420046303	16F	23F

**Contact Information**

Jim Casados  
6008 94th Ct  
Kenosha, WI 53142  
United States of America

[jpcasados@uiwater.com](mailto:jpcasados@uiwater.com)  
262-705-6217 (Tel)

---

**Pricing**

*Total for 1 passenger (full detail)*

Fare price:	\$137.68
Taxes/fees:	\$30.02
Seat fees:	\$12.00
<b>Total price:</b>	<b>\$179.70</b>

---

**Payments**

*Payment via Credit Card*

Form of payment:	Visa
Payment status:	Confirmed
Payment amount:	\$179.70

---

**Terms and Conditions**
**Fare Restrictions**





**check-in  
excess bags**

Your excess bags purchase is confirmed.



<b>DATE</b>	<b>FLIGHT</b>	<b>DEPART</b>	<b>ARRIVE</b>	<b>Conf. Number:</b>	<b>B4DTGV</b>
18DEC09	652	Orlando, FL	Milwaukee, WI	<b>Issued Date:</b>	<b>18Dec09</b>
				<b>FOP:</b>	<b>CREDIT CARD</b>
				<b>Card Number:</b>	<b>XXXXXXXXXXXX1139</b>
<b>JIM CASADOS</b>				<b>Total Cost:</b>	<b>USD 15.00</b>

Not valid for transportation



# Arrow Uniform Rental INVOICE

PAGE NUMBER	1
DATE	12/25/09
CUSTOMER	218845
ORDER NUMBER	158821
INVOICE	166038

RECEIVED  
JAN 07 2010

3014951

Batch 73302

**SOLD TO:**

UTILITIES, INC  
ATTN: TONI FEDERICO  
2335 SANDERS RD  
NORTHBROOK IL 60062

**SHIP TO:**

UTILITIES, INC  
DEAN SCHWARZENBACH Doc 227325  
503 HALLET RD  
EAST STROUDSBURG PA 18301

317102.6385

REQUESTED DATE 12/19/09    CUSTOMER P.O. BU317102    SHIP: INST:

LINE NO.	DESCRIPTION	ITEM NUMBER	QTY	UNIT PRICE	EXTENDED PRICE
1	MENS LS POPLIN WORK SHIRT KHAKI	SP14KK-RG-L	2	13.29	26.58
2	UTILITIES INC BLACK LETTERING PERSONALIZATION	7-5346-1	2	.00	
3	MENS SS POPLIN WORK SHIRT KHAKI	SP24KK-SS-L	2	13.29	26.58
4	UTILITIES INC BLACK LETTERING PERSONALIZATION	7-5346-1	2	.00	
5	L-ULTRA CTN PKT T-SHIRT SAND	G230-SAND-L	2	9.35	18.70
6	UTILITIES INC BLACK LETTERING PERSONALIZATION	7-5346-1	2	.00	
7	Freight- Taxable	FREIGHT	1	7.50	7.50

SALES TAX  
SUBTOTAL  
PAYMENT 79.36  
NET DUE

**TERMS****NET DUE DATE**

Prox Date 10th of Mo 01/10/10

79.36

Remit to: Arrow Uniform, Attn: Accounts Receivable, 6400 Monroe Blvd., Taylor, MI 48180-1884 (800) 552-7769

RECEIVED

JAN 25 2010

3010008

Batch 24483

EXPENSE REPORT FORM

Doc 230986

Name

George W. Sowell

Company

Business-Unit/Project

2010188

- 1. Complete all sections where applicable.
- 2. Attach receipts for all items, except for items:
- 3. Receipts are either printed or stamped on the back of card.
- 4. Keep photographs of all items for your records.
- 5. Attach receipts to the back of this report for approval.

Date PROJECT	11/10/09	11/11/09	11/12/09				Total	Account Codes
	201088	201088	201088					
Meals	30.45	54.74	21.20				\$106.39	6200
Hotel ( room, tax, phone calls)	110.88	110.88					\$221.76	6185
Mileage Driven	26		26					
Mileage Value @ 0.55	14.30	0.00	14.30	0.00	0.00		\$28.60	6195
Airfare (including penalties)	344.19						\$344.19	6190
Car Rental (including fuel)							\$0.00	6195
Parking / Tolls			34.00				\$34.00	6207
Taxi - Limousine	31.50		34.00				\$65.50	6195
Entertainment							\$0.00	6205
Education - Operators							\$0.00	5820
Education - Office							\$0.00	5690
Other: Fuel-Co Car							\$0.00	6215
Other: Dry Cleaning							\$0.00	
Other: Office Supplies							\$0.00	5880

JAN 25 2010

Purpose of the Expense:	Meeting with CC&B & Consultants - Consolidation of MTC	Payment Recap
Business Benefit:		Total of the Front of the Expense Form: \$800.44
# Days on Business:	3	Subtract Any Advance: less
Explanation:	Northbrook Trip	Net Amount Due to the Employee: \$800.44
11/10 Refreshment with Hoy & Sudduth		I hereby certify that the above expenditures represent cash spent for legitimate company business only and include no items of a personal nature.
11/11 breakfast & dinner with Sudduth		
Authorized Signature:	<i>George W. Sowell</i>	Employee Signature: <i>George W. Sowell</i>
Date Authorized:	1-22-10	Date Signed: 1-21-10



Wyndham Glenview Suites

1400 Milwaukee Avenue  
Glenview, IL 60025  
US

ADVANCE INVOICE

Arrival : 11-10-09  
Departure : 11-12-09  
Company Name : Utilities Inc.  
Bill Sowell  
US

Invoice # :  
Reference # :  
Room No. : 0209  
Page No. : 1 of 1  
Membership No. :  
Conf. No. : 673725  
Cashier No. : 123  
A/R Number :

Date	Description	Reference	Charges	Credits
11-10-09	Porter's Grill Open	Room# 0209 : CHECK# 0030946	15.60	
11-10-09	ROOM CHARGE		99.00	
11-10-09	Occ Tax-State		5.94	
11-10-09	Occ Tax-City		5.94	
11-11-09	ROOM CHARGE		99.00	
11-11-09	Occ Tax-State		5.94	
11-11-09	Occ Tax-City		5.94	
11-11-09	American Express	XXXXXXXXXXXX4003    XX/XX		237.36
<b>Total</b>			<b>237.36</b>	<b>237.36</b>
<b>Balance</b>				<b>0.00</b>

Please contact the Manager about any issues with your stay. Wyndham Hotels and Resorts or affiliates may contact you about goods and services unless you call 888-946-4283 or write to Wyndham Worldwide Hotels, Inc. 1 Sylvan Way, Parsippany, NJ 07054 to opt out. View our Wyndham Hotels and Resorts website about privacy.

Food 15.60\*  
HOTEL 221.76  
237.76

\* Mon & Sabbath

**JOHNNY'S  
KITCHEN & TAP**

1740 Milwaukee Ave  
Glenview, IL 60025  
Tel: (847) 699-9999

ref: Nov 11 '09 07:53PM  
id: 100  
t: XXXXXXXXX4003  
ac: 01001926793869  
date: XX/XX  
h: 00502  
ck: 0000  
tel: 01/1  
vert: 1 Sheline

total: 39.3

06/12

84

GEORGE W. SOWELL

AMERICA TAXI  
#0000000229875  
AX 312 652 2160

1110110

DATE 11/12/09	CLERK
AUTHORIZATION	SERVER
REFERENCE NO.	

5842268

QTY.	DESCRIPTION	AMOUNT
	29.00	
SALES SLIP	TAX	1
	TIP	5.10
	MISC.	
	<b>TOTAL</b>	<b>34.10</b>

RETAIN FOR  
YOUR RECORDS

CUSTOMER  
COPY

PURCHASER SIGN HERE

X *George W. Sowell*  
Cardholder acknowledges receipt of goods and/or services in the amount of the Total shown herein and agrees to perform the obligations set forth in the Cardholder's agreement with the issuer.

8.00  
47.35  
*[Signature]*  
QUEST COPY

HMSHOST  
FOX SPORTS L10  
O'HARE INTERNATIONAL AIRPORT  
CHECK: 9901  
TABLE: 107/1  
SERVER: 1654 ADA M  
DATE: NOV12'09 11:00AM  
TYPE: AMEX A3 37\*  
#: XXXXXXXXXXXX4003  
DATE: XX/XX  
CODE: 529927  
GW SOWELL

HMSHOST  
STARBUCKS TE BAG  
Chicago 773.626.8180  
ALL LATTE 3.25  
SUBTOTAL 3.25  
TAX 0.37  
AMOUNT PAID 3.62  
CASH 5.00  
CHANGE DUE 1.38

L: 14.51  
3.00  
17.51

FREE TO  
ACCORDA  
UER'S A

QUESTIONS/COMMENTS

SPORTS SCENE BAR & GRILL  
A TRINITY GROUP RESTAURANT  
404-559-9893

PE AUTHSALE  
VT# 829996626120  
R Almaz  
I 20  
03043706  
IT AMEX  
XXXXXXXXXXXX4003  
ATE XX/XX  
# 543294

11-10-09 54003  
06/12 34

764  
AMERICAN TAXI  
650000000229875

06-12

PURCHASER SIGN HERE

X *Almaz W. Levent*  
Cardholder acknowledges receipt of goods and/or services in the amount of the Total shown hereon and agrees to perform the obligations set forth in the Cardholder's agreement with the Issuer.

7264

DATE 11-10-09	CLERK
AUTHORIZATION	SERVER
REFERENCE NO.	

5939106

QTY.	DESCRIPTION	AMOUNT
		2600
	TAX	1
	TP	500
	MISC.	
TOTAL		3150

RETAIN FOR YOUR RECORDS

CUSTOMER COPY

12.35

AMOUNT 2.50

AMOUNT 14.85

SIGNATURE *Almaz*

I agree to pay the total amount according to the card issuer agreement.

Welcome to Dunkin' Donuts/Baskin-Robbins  
Store #306011  
100 Milwaukee Ave., Glenview  
11/11/09 7:30:45 AM  
Eat In  
r Number: 1669546

Register: 2 Tran Seq No: 1669546  
Server: Dharmishtha  
Meal w/PB  
Plain Bagel  
Cof LG Original  
Donuts Cmb  
Ht Cof LG Original

Total \$6.7  
Tax \$0.66  
Total \$7.39  
Amount Total \$0.00

2.51  
20.00  
\*\*\*\*

Store: Merchot 2nd copy - Customer



**Welcome!**  
You are parked at  
The Parking Spot 2  
Phone: 404-761-7711



2/0804 5792/170362801/070801  
13:24 11/10/09 EN 25  
Covered

\$ 34.00 02 AMEX  
11/12/09 15:43



**George W. Sowell**

**From:** DeltaElectronicTicketReceipt@delta.com  
[DeltaElectronicTicketReceipt@delta.com]

**Sent:** Fri 11/6/2009 11:51 AM

**To:** George W. Sowell

**Cc:**

**Subject:** GEORGE W ATLANTA 10NOV09

**Attachments:**

**Your Receipt and Itinerary**

(Scan this barcode at a Delta Self-Service Kiosk to access your reservation.)

GEORGE W SOWELL  
2920 MILFORD CTS SW  
MARIETTA GA 30008

Thank you for choosing Delta. We encourage you to review this information before your trip. If you need to contact Delta or check on your flight information, go to [delta.com](http://delta.com), call 800-221-1212 or call the number on the back of your SkyMiles® card.

Now, managing your travel plans just got easier. You can exchange, reissue and refund electronic tickets at [delta.com](http://delta.com). Take control and make changes to your itineraries at [delta.com/itineraries](http://delta.com/itineraries).

Speed through the airport. Check-in online  
for your flight. → [Check-in](#)

**Flight Information**

DELTA CONFIRMATION #: ROE24Q  
TICKET #: 00623179704501

Day	Date	Flight	Status	Bkng Class	City	Time	Meals/ Other	Seat/ Cabin
Tue	10NOV	DELTA 5704*	OK	T	LV ATLANTA	250P	V	**
					AR CHICAGO-OHARE	404P		COACH
*Operated by ATLANTIC SOUTHEAST								
Thu	12NOV	DELTA 1943	OK	H	LV CHICAGO-OHARE	1210P	V	**
					AR ATLANTA	318P		COACH

Check your flight information online at [delta.com](http://delta.com) or call the Delta Flightline at 800-325-1999.

Baggage and check-in requirements vary by airport and airline, so please check with the operating carrier on your ticket.  
Please review Delta's [check-in Requirements](#) and [baggage](#) guidelines for details.

You must be checked in and at the gate at least 15 minutes before your scheduled departure time for travel inside the United States.  
You must be checked in and at the gate at least 45 minutes before your scheduled departure time for international travel.  
For tips on flying safely with laptops, cell phones, and other battery-powered devices, please visit

**Key to Terms**  
# - Arrival date different than departure date  
\*\* - See [Seats](#) on [delta.com](http://delta.com)  
\*\*\* - Multi meals  
\*\$\$ - Multiple seats  
AR - Arrives  
B - Breakfast  
C - Bagels/Beverages  
D - Dinner  
F - Food available for purchase  
L - Lunch  
LV - Departs

<http://SafeTravel.dot.gov>

M - Movie  
 R - Refreshments - Complimentary  
 S - Snack  
 T - Cold meal  
 V - Snacks for Sale

---

## Passenger Information

GEORGE W SOWELL  
 SkyMiles Number: \*\*\*\*\*662

## Billing Details

## Receipt Information

Fare Details: ATL DL CHI84.65TA0WK0W5 DL ATL215.81HA03A0NJ USD300.46END ZP AT  
 LORD XF ATL4.5ORD4.5

Fare: 300.46 USD Form of Payment AX\*\*\*\*\*54003  
 Tax: 43.73 TX  
 Total: 344.19 USD

NON-REF/\$CHANGE FEE

Note: When using certain vouchers to purchase tickets, remaining credits may not be refunded. Additional charges and/or credits may apply and are displayed in the sections below.

This ticket is non-refundable unless issued at a fully refundable fare. Any change to your itinerary may require payment of a change fee and increased fare. Failure to appear for any flight without notice to Delta will result in cancellation of your remaining reservation.

## Detailed Tax Information

**Total Tax: 43.73 USD**

XF	9.00	ZP	7.20	AY	5.00	US	22.53
----	------	----	------	----	------	----	-------

---

## Ticketing Details

Scan this barcode at a Delta Self-Service Kiosk to access your reservation.



TICKET #: 00623179704501  
 Issue Date: 11/06/09 Expiration: 11/06/10  
 Place of Ticket Issue: WWWRES  
 Issuing Agent Id: DL/WW  
 Ticket Issue date: 06NOV09  
 Not Transferable

Save money when you  
 book your next car or

Save up to 40% off  
 your rental plus earn

Hotel Search by The  
 Hilton Family.

Up to 25,000 bonus  
 miles. Plus, no annual



**DELTA**

*JWW*

BOARDING PASS  
BREEZEWAY  
2 006 2317970450 0  
ROE24Q

SOWELL/GEORGE W  
SILVER/ELITE  
DL0240226662  
HA03A0NJ

FLIGHT DATE CLASS ORIGIN DEPARTS  
DL 1943 12NOV H CHICAGO-OHARE 1210P  
OPERATED BY COACH DESTINATION  
DELTA AIR LINES INC ATLANTA

SEAT  
**28E**  
EXIT  
ZONE 2



DEPARTURE GATE L3 \*\*SUBJECT TO CHANGE\*\*  
Terminal 3



ORD05C016/WW

BOARDING PASS  
BREEZEWAY

SOWELL/GEORGE W  
SILVER/ELITE  
DL0240226662

FLIGHT DATE  
DL 1943 12NOV  
ORIGIN  
CHICAGO-OHARE

SEAT  
**28E**  
EXIT  
ZONE 2

DESTINATION  
ATLANTA  
OPERATED BY DELTA AIR LINES INC

If your travel plans change, please contact Delta. Gate assignments and departure times are subject to change, please check the screens when arriving at the airport and be at the gate at least 30 minutes before departure for flights within the U.S. and 45 minutes for all other travel. Some airports have exceptions to these times. See delta.com for requirements. Reservations are subject to cancellation if you are not on board the aircraft at least 15 minutes prior to departure.

**▲ DELTA**

**BOARDING PASS**

**BREEZEWAY**

**1 006 2317970450 4**  
**ROE24Q**

SILVER/ELITE

**DL0240226662**

TAONKOW5

FLIGHT DATE CLASS ORIGIN

OPERATED BY COACH

ATLANTIC SOUTHEAST

DESTINATION  
**CHICAGO-OHARE**

DEPARTURE GATE **B30** \*\*SUBJECT TO CHANGE\*\*

**South Terminal**

DEPARTS  
**250P**

SEAT  
**6D**  
ZONE **2**



ATL0A4410/WW

**BOARDING PASS**

**BREEZEWAY**

**SOWELL/GEORGE W**  
SILVER/ELITE

**DL0240226662**

SEAT  
**6D**  
ZONE :

FLIGHT DATE

**DL 5704 10NOV**

ORIGIN  
**ATLANTA**

DESTINATION  
**CHICAGO-OHARE**

OPERATED BY ATLANTIC SOUTHEAST  
A DELTA CONNECTION CARRIER

If your travel plans change, please contact Delta. Gate assignments and departure times are subject to change, please check the screens when arriving at the airport and be at the gate at least 30 minutes before departure for flights within the U.S. and 45 minutes for all other travel. Some airports have exceptions to these times. See delta.com for requirements. Reservations are subject to cancellation if you are not on board the aircraft at least 15 minutes prior to departure.

RECEIVED  
JAN 25 2010

3010008

Batch 74483

**EXPENSE REPORT FORM**

Doc 230987

File all sections where applicable  
Receipts on a separate page, attached to form  
In All, enter relevant expenses on the back of form  
Photocopies of all forms to your supervisor  
If completed form to supervisor for approval

Name George W. Sowell

Company \_\_\_\_\_

Business Unit/Project 2010188

Date	12/13/09	12/14/09	12/15/09	12/16/09	12/17/09	12/18/09	Total	Account Codes
PROJECT	2010188	2010188	2010188	2010188	2010188	2010188		
			30.29		45.71	5.64	\$81.64	6200
com, tax, phone calls)	122.08	122.08	122.08	122.08	122.08		\$610.40	6185
Driven	26					26		
Value @ 0.55	14.30	0.00	0.00	0.00	0.00	14.30	\$28.60	6195
including penalties)	288.20						\$288.20	6190
tal (including fuel)						294.66	\$294.66	6195
/ Tolls						75.00	\$75.00	6207
mouse							\$0.00	6195
ment							\$0.00	6205
on - Operators							\$0.00	5820
on - Office							\$0.00	5690
uel-Co Car							\$0.00	6215
ry Cleaning							\$0.00	
office Supplies							\$0.00	5880

JAN 25 2010

of the Expense: MTC Team Process Kick-off Meeting-Scorecards/Mtr Reading Training/CC&B Consultant Presentation

s Benefit:

in Business: 6

tion: Orlando, FL Trip

efreshments with MTC Team

unch w/Karen & Jim/Tampa Meter Reading Training

ed Signature: [Signature]

thorized: 1-22-10

**Payment Recap**

Total of the Front of the Expense Form: \$1,378.50

Subtract Any Advance: less

Net Amount Due to the Employee: \$1,378.50

I hereby certify that the above expenditures represent cash spent for legitimate company business only and include no items of a personal nature.

Employee Signature: [Signature]

Date Signed: 1-22-10

NASCAR Sports Grille - Orlando  
 www.NASCARSportsgrille.com  
 6000 Universal Blvd  
 Orlando FL 32819  
 407-224-7223

Matt  
 PM  
 02/1

DOB: 12/  
 12/  
 12

XXXXXXXXXXXX4003  
 Card present: SOMELL GM  
 #: 598432

Amount:  
 + Tip: 5.00  
 = Total: 30.29  
*JM*

*Tom  
 Bud  
 Jim  
 Kevin  
 Dan*

Thank you dining with us!  
 Stop By The Sports Gear Shop  
 For All Your Favorite Drivers,  
 NFL, NCAA, & MLB Teams  
 Speed Zone Arcade Upstairs



**Welcome!**  
 You are parked at  
 The Parking Spot 2  
 Phone: 404-761-7711



1/0806 5825/170362801/077526  
 13:26 12/13/09 EN 25  
 Covered

\$ 75.00 02 AMEX  
 12/18/09 19:58



045507 L011 1  
 TBL 242/1 7489 GST 3  
 DEC17'09 12:37PM

1 FOUNT DRINK 1.89  
 1 FDUNT DRINK 1.89  
 1 ICED TEA SWEET 1.89  
 1 LSP TURKEY 8.99  
 1 LSP TURKEY 8.99  
 1 CD SM SUGAR HAM 7.29  
 Subtotal 26.94  
 Tip 5.40  
 State&Local Tax 1.78  
 Total **34.10**  
 Charged Tip \$ 5.40  
 REF:031261026800  
 AUTHCODE:580891  
 XXXXXXXXXXXX4003  
 AMERICAN EXPRESS 34.10  
 -700133 CLOSED DEC17 1:10PM---

Thank You  
 Please Come Back

www.CrackerBarrel.com

Store # 1120  
 1120 West Highway 436  
 Marietta, GA 30066  
 (770) 862-2230

Dec17'09 07:22PM

Type: AMERICAN EXP  
 #: XXXXXXXXXXXX4003  
 Key: AFE002556561948  
 Date: XX/XX

Card: 520220

Card: 110

ANGELA

9.61

*2.00*

*11.61*

Please to pay the above total  
 according to my card issuer

*JM*

G. Sowell

Room: 126

Room Type: KSTE

Number of Guests: 1

Rate: \$109.00 Clerk:

Arrive: 13Dec09 Time: 08:54PM

Depart: 18Dec09 Time:

Folio Number: 72275

Date	Description	Charges	Credits
13Dec09	Room Charge	109.00	
13Dec09	Occupancy Sales Tax	13.08	
14Dec09	Room Charge	109.00	
14Dec09	Occupancy Sales Tax	13.08	
15Dec09	Room Charge	109.00	
15Dec09	Occupancy Sales Tax	13.08	
16Dec09	Room Charge	109.00	
16Dec09	Occupancy Sales Tax	13.08	
17Dec09	Room Charge	109.00	
17Dec09	Occupancy Sales Tax	13.08	

**Balance: 610.40** ←

As a Marriott Rewards member, you could have earned points towards your free dream vacation today. Start earning points and elite status, plus enjoy exclusive member offers. Enroll today at the front desk, MarriottRewards.com, or 801-468-4000.

As requested, a final copy of your bill will be emailed to you at: SMDIPASQUALE@UIWATER.COM. See "Internet Privacy Statement" on Marriott.com.

*See next page + 1.61*

*TOTAL* 612.01

G. Sowell

Room: 126  
 Room Type: KSTE  
 Number of Guests: 1  
 Rate: \$109.00 Clerk:

Arrive: 13Dec09 Time: 08:54PM Depart: 18Dec09 Time:


Folio Number: 72275

Date	Description	Charges	Credits
17Dec09	Market Packaged Food	1.50	
17Dec09	Sales Tax	0.11	
18Dec09	American Express Card #: AXXXXXXXXXXXXXXXXX4003XXXX Amount: 1.61 Auth: 111187 Signature on File This card was electronically swiped on 13Dec09		1.61
<b>Balance:</b>		<b>0.00</b>	

As a Marriott Rewards member, you could have earned points towards your free dream vacation today. Start earning points and elite status, plus enjoy exclusive member offers. Enroll today at the front desk, [MarriottRewards.com](http://MarriottRewards.com), or 801-468-4000.

As requested, a final copy of your bill will be emailed to you at: [SMDIPASQUALE@UIWATER.COM](mailto:SMDIPASQUALE@UIWATER.COM). See "Internet Privacy Statement" on [Marriott.com](http://Marriott.com)

The undersigned agrees to make immediate payment upon receipt of statement. In the event such payment is not made within 30 days after receipt of the original statement, it is agreed that the hotel may impose a late payment charge at a rate of 1 1/2% per month [annual rate of 18%], or the maximum allowed by law, on the unpaid balance, and the reasonable cost of collection, including attorney's fees.

 You forwarded this message on 12/11/2009 9:44 AM.

## George W. Sowell

**From:** DeltaElectronicTicketReceipt@delta.com  
[DeltaElectronicTicketReceipt@delta.com]

**Sent:** Fri 12/11/2009 9:26 AM

**To:** George W. Sowell

**Cc:**

**Subject:** GEORGE W ATLANTA 13DEC09

**Attachments:**



## Your Receipt and Itinerary

(Scan this barcode at a Delta Self-Service Kiosk to access your reservation.)

GEORGE W SOWELL  
2920 MILFORD CTS SW  
MARIETTA GA 30008

Thank you for choosing Delta. We encourage you to review this information before your trip. If you need to contact Delta or check on your flight information, go to [delta.com](http://delta.com), call 800-221-1212 or call the number on the back of your SkyMiles® card.

Now, managing your travel plans just got easier. You can exchange, reissue and refund electronic tickets at [delta.com](http://delta.com). Take control and make changes to your itineraries at [delta.com/itineraries](http://delta.com/itineraries).

Speed through the airport. Check-in online for your flight. → [Check-in](#)

## Flight Information

DELTA CONFIRMATION #: QOBS1B  
TICKET #: 00623185872956

Day	Date	Flight	Status	Bkng Class	City	Time	Meals/ Other	Seat/ Cabin
Sun	13DEC	DELTA 1317	OK	U	LV ATLANTA	255P		19F
					AR ORLANDO	428P		COACH
Pri	18DEC	DELTA 1118	OK	U	LV ORLANDO	455P		19F
					AR ATLANTA	634P		COACH

Check your flight information online at [delta.com](http://delta.com) or call the Delta Flightline at 800-325-1999.

Baggage and check-in requirements vary by airport and airline, so please check with the operating carrier on your ticket.  
Please review Delta's [check-in Requirements](#) and [baggage guidelines](#) for details.

You must be checked in and at the gate at least 15 minutes before your scheduled departure time for travel inside the United States.

**Key to Terms**  
# - Arrival date different than departure date  
\*\* - See [Seats](#) on [delta.com](http://delta.com)  
\*\*\* - Multi meals  
\*\$ - Multiple seats  
AR - Arrives  
B - Breakfast  
C - Bagels/Beverages  
D - Dinner

You must be checked in and at the gate at least 45 minutes before your scheduled departure time for international travel.  
 For tips on flying safely with laptops, cell phones, and other battery-powered devices, please visit <http://SafeTravel.dot.gov>.

F - Food available for purchase  
 L - Lunch  
 LV - Departs  
 M - Movie  
 R - Refreshments - Complimentary  
 S - Snack  
 T - Cold meal  
 V - Snacks for Sale

## Passenger Information

GEORGE W SOWELL  
 SkyMiles Number: \*\*\*\*\*662

## Billing Details

## Receipt Information

Fare Details: ATL DL ORL106.05UA00V2SJ DL ATL Q18.60 123.72UAHHOLSR USD248.37  
 END ZP ATLMCO XF ATL4.5MCO4.5

Fare: 248.37 USD Form of Payment AX\*\*\*\*\*54003  
 Tax: 39.83 TX  
 Total: 288.20 USD

NON-REF/\$CHANGE FEE

Note: When using certain vouchers to purchase tickets, remaining credits may not be refunded. Additional charges and/or credits may apply and are displayed in the sections below.

This ticket is non-refundable unless issued at a fully refundable fare. Any change to your itinerary may require payment of a change fee and increased fare. Failure to appear for any flight without notice to Delta will result in cancellation of your remaining reservation.

## Detailed Tax Information

### Total Tax: 39.83 USD

XF	9.00	ZP	7.20	AY	5.00	US	18.63
----	------	----	------	----	------	----	-------

## Ticketing Details

Scan this barcode at a Delta Self-Service Kiosk to access your reservation.



TICKET #: 00623185872956  
 Issue Date: 12/11/09 Expiration: 12/11/10  
 Place of Ticket Issue: LAXWEB  
 Issuing Agent Id: DL/WW  
 Ticket Issue date: 11DEC09  
 Not Transferable





**SOWELL/GEORGE W**  
SILVER/ELITE  
**DL0240226662**  
UA00V2SJ

FLIGHT DATE CLASS ORIGIN  
**DL 1317 13DEC V ATLANTA**  
OPERATED BY FIRST  
DELTA AIR LINES INC DESTINATION  
**ORLANDO**

DEPARTURE GATE **A13** \*\*SUBJECT TO CHANGE\*\*  
**South Terminal**

**BOARDING PASS**  
**BREEZEWAY**  
1 006 2318587295 2  
**Q08S1B**

SEAT  
**6A**  
ZONE 1

DEPARTS  
**255P**



ATL05A339/WW

**BOARDING PASS**  
**BREEZEWAY**

**SOWELL/GEORGE W**  
SILVER/ELITE  
**DL0240226662**

FLIGHT DATE CLASS ORIGIN  
**DL 1317 13DEC V ATLANTA**  
OPERATED BY FIRST  
DELTA AIR LINES INC DESTINATION  
**ORLANDO**

SEAT  
**6A**  
ZONE :

DEPARTURE GATE **A13** \*\*SUBJECT TO CHANGE\*\*  
**South Terminal**

If your travel plans change, please contact Delta. Gate assignments and departure times are subject to change, please check the screens when arriving at the airport and be at the gate at least 30 minutes before departure for flights within the U.S. and 45 minutes for all other travel. Some airports have exceptions to these times. See delta.com for requirements. Reservations are subject to cancellation if you are not on board the aircraft at least 15 minutes prior to departure.

# Boarding Pass(es)

**▲ DELTA**

*SR14*

SOWELL/GEORGE W  
SILVER/ELITE  
DL0240226662  
UAHHLSR

BOARDING PASS  
BREEZEWAY  
2 006 2318587295 5  
Q08S1B

FLIGHT DATE  
DL 1118 18DEC  
OPERATED BY  
DELTA AIR LINES INC

CLASS ORIGIN  
V ORLANDO  
FIRST DESTINATION  
ATLANTA

DEPARTS  
455P

SEAT  
**4D**  
ZONE 1



BOARDING PASS  
BREEZEWAY  
SOWELL/GEORGE W  
SILVER/ELITE  
DL0240226662

FLIGHT DATE  
DL 1118 18DEC  
ORIGIN  
ORLANDO

DESTINATION  
ATLANTA  
OPERATED BY DELTA AIR LINES INC

SEAT  
**4D**  
ZONE 1



MCO059D36/WW

If your travel plans change, please contact Delta. Gate assignments and departure times are subject to change, please check the screens when arriving at the airport and be at the gate at least 30 minutes before departure for flights within the U.S. and 45 minutes for all other travel. Some airports have exceptions to these times. See delta.com for requirements. Reservations are subject to cancellation if you are not on board the aircraft at least 15 minutes prior to departure.

BURGER KING STORE #7897  
 1919 SIRSIDE #437  
 ORLANDO AIRPORT

SESENIA  
 3675 DEC 18 08 4:39 PM  
 SODA FTN 32 2.29  
 BURG W/CHS 1.49  
 SUBTOTAL 3.78  
 TAX 0.20  
 AMOUNT PAID 4.00  
 CASH REF 0.22  
 12/18/09

Comments call or email  
 (407) 851-3334 x138  
 CustomerService@HNSHost.com

Dinamios 1-866-425-4745  
 Dinamios 1-866-425-4745

Dinamios 1-866-425-4745  
 Dinamios 1-866-425-4745

NATIONAL  
 CAR RENTAL

17310910 Inv 50015134575  
 13-DEC-2009 05:24 PM  
 ADD INTL ARPT  
 18-DEC-2009 03:50 PM  
 ADD INTL ARPT

SOE SOWELL  
 Te # A1121632  
 IMPALA LS  
 Driven FCAR Class Charged ICAR  
 se# 562HXD State/Province FL  
 Driven 7  
 Out 6957  
 In 6964

Item	No Unit	Price	Amount
1 Week	1	167.89	167.89*
0 M/Kms	0		0.00*
FEE	0		2.50
1 Rental	1	45.03	45.03*
PER FACILITY CHARGE			12.50*
SION RECOVERY 9.8			16.93*
SURCHARGE			10.00*
BATTERY FEE			0.10*
RECOUP FEE			2.25*
TAX @6.500 %			16.56

Charges USD 273.76  
 MC 7553 -273.76  
 Due USD 0.00

Items  
 to Audit  
 Emerald Club Number is 743407044  
 it Flyer 0240226662 Credit to  
 KVMILES  
 you enjoyed driving your  
 Emerald Club vehicle.  
 service Number 1-800-468-3334



542 483607

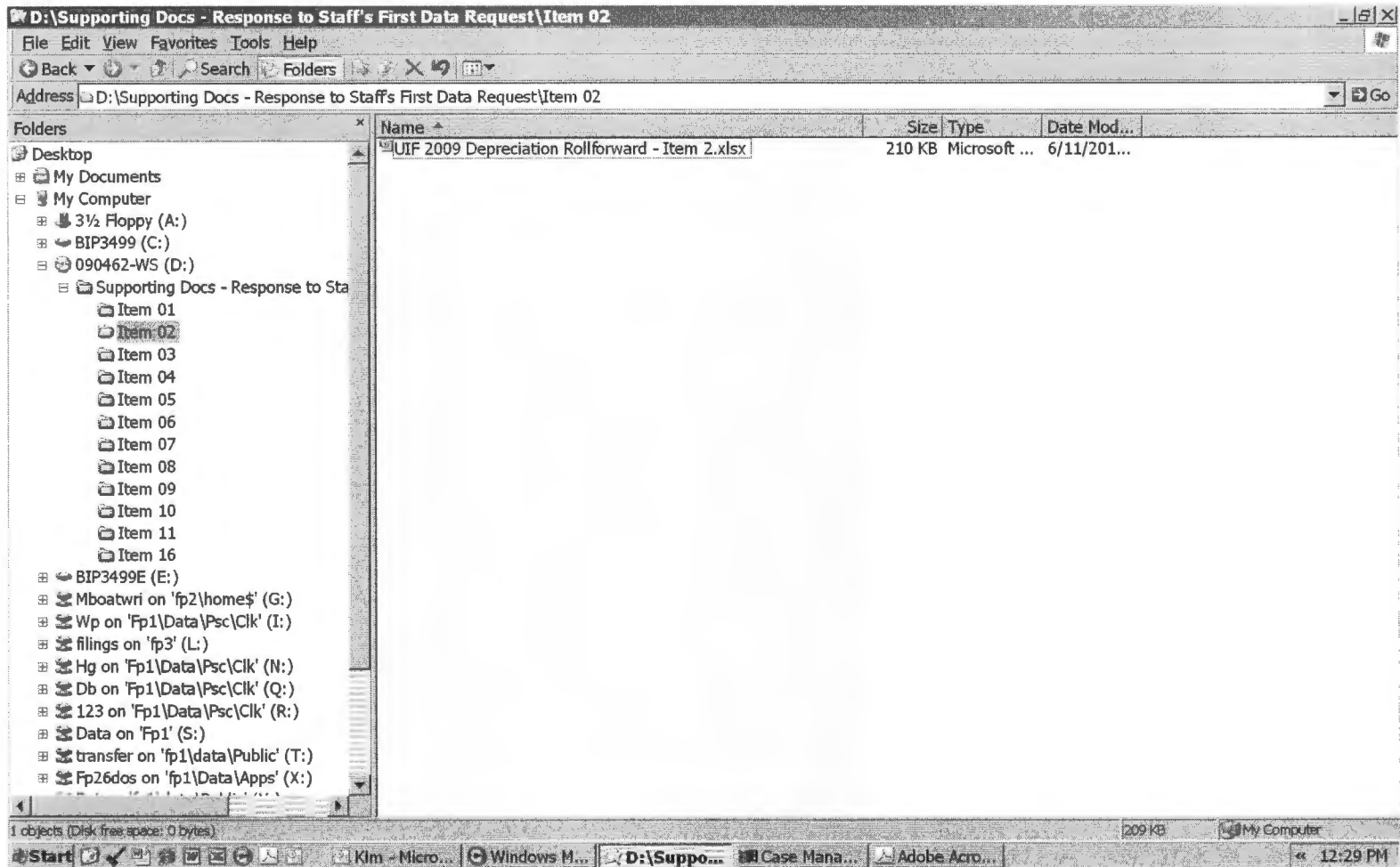
WEST HWY SR 436  
 TAMONTE SPR  
 32714

voice # 437558  
 12/17/09  
 04:13PM  
 21107C

Acct #  
 XXXX XXXX 7405  
 JELL/GEORGE W

mp	Gallons	Price	Amount
3	8.040	\$2.599	
duct			Amount
VL REG 87			\$20.90
bal Sale			\$20.90

*Fuel - Rant & CJK*



**UTILITIES, INC. OF FLORIDA**  
**DEPRECIATION ROLLFORWARD FOR 2009**

	Water		Wastewater		Common	
	<u>A/D</u>	<u>A/A of CIAC</u>	<u>A/D</u>	<u>A/A of CIAC</u>	<u>A/D</u>	<u>A/A of CIAC</u>
Marion	(21,508)	4,416	(7,868)	180	(648)	-
Orange	(7,377)	1,060	-	-	-	-
Pasco	(113,217)	14,401	(39,418)	19,099	(3,060)	-
Pinellas	(10,234)	3,750	-	-	-	-
Seminole	(119,240)	32,737	(81,425)	15,998	(855)	-

**UTILITIES, INC. OF FLORIDA - MARION COUNTY  
EXTRA YEAR OF A/D AND A/A  
2009**

<u>Account</u>	<u>Description</u>	<u>Year/Month</u>	<u>Plant Balance</u>	<u>A/D</u>
252.1020	Organization	Jan-09	440	(1,102)
252.1020	Organization	Feb-09	440	(1,102)
252.1020	Organization	Mar-09	440	(1,102)
252.1020	Organization	Apr-09	440	(1,102)
252.1020	Organization	May-09	440	(1,102)
252.1020	Organization	Jun-09	440	(1,102)
252.1020	Organization	Jul-09	440	(1,102)
252.1020	Organization	Aug-09	440	(1,102)
252.1020	Organization	Sep-09	440	(1,102)
252.1020	Organization	Oct-09	440	(1,102)
252.1020	Organization	Nov-09	440	(1,102)
252.1020	Organization	Dec-09	440	(1,102)

A/D  
A/D at 12/31/09 (1,102)  
A/D at 12/31/08 (1,102)  
Adjustment -

<u>Account</u>	<u>Description</u>	<u>Year/Month</u>	<u>Plant Balance</u>	<u>A/D</u>
252.1050	Structures & Improvements - Source of Supply	Jan-09	54,473	(51,948)
252.1050	Structures & Improvements - Source of Supply	Feb-09	54,473	(52,090)
252.1050	Structures & Improvements - Source of Supply	Mar-09	54,473	(52,231)
252.1050	Structures & Improvements - Source of Supply	Apr-09	54,473	(52,373)
252.1050	Structures & Improvements - Source of Supply	May-09	54,473	(52,515)
252.1050	Structures & Improvements - Source of Supply	Jun-09	54,473	(52,657)
252.1050	Structures & Improvements - Source of Supply	Jul-09	54,473	(52,799)
252.1050	Structures & Improvements - Source of Supply	Aug-09	54,473	(52,941)
252.1050	Structures & Improvements - Source of Supply	Sep-09	54,473	(53,083)
252.1050	Structures & Improvements - Source of Supply	Oct-09	54,473	(53,224)
252.1050	Structures & Improvements - Source of Supply	Nov-09	54,473	(53,366)
252.1050	Structures & Improvements - Source of Supply	Dec-09	54,473	(53,508)

A/D  
A/D at 12/31/09 (53,508)  
A/D at 12/31/08 (51,806)  
Adjustment (1,702)

<u>Account</u>	<u>Description</u>	<u>Year/Month</u>	<u>Plant Balance</u>	<u>A/D</u>
252.1055	Structures & Improvements - Water Treatment	Jan-09	11,897	1,585
252.1055	Structures & Improvements - Water Treatment	Feb-09	11,897	1,554
252.1055	Structures & Improvements - Water Treatment	Mar-09	11,897	1,523
252.1055	Structures & Improvements - Water Treatment	Apr-09	11,897	1,492
252.1055	Structures & Improvements - Water Treatment	May-09	11,897	1,461
252.1055	Structures & Improvements - Water Treatment	Jun-09	11,897	1,430
252.1055	Structures & Improvements - Water Treatment	Jul-09	11,897	1,399
252.1055	Structures & Improvements - Water Treatment	Aug-09	11,897	1,368
252.1055	Structures & Improvements - Water Treatment	Sep-09	11,897	1,337
252.1055	Structures & Improvements - Water Treatment	Oct-09	11,897	1,306
252.1055	Structures & Improvements - Water Treatment	Nov-09	11,897	1,275
252.1055	Structures & Improvements - Water Treatment	Dec-09	11,897	1,244

A/D  
A/D at 12/31/09 1,244  
A/D at 12/31/08 1,616  
Adjustment (372)

<u>Account</u>	<u>Description</u>	<u>Year/Month</u>	<u>Plant Balance</u>	<u>A/D</u>
252.1080	Wells & Springs	Jan-09	27,625	(13,435)
252.1080	Wells & Springs	Feb-09	27,625	(13,512)
252.1080	Wells & Springs	Mar-09	27,625	(13,589)
252.1080	Wells & Springs	Apr-09	27,625	(13,666)
252.1080	Wells & Springs	May-09	27,625	(13,742)
252.1080	Wells & Springs	Jun-09	27,625	(13,819)
252.1080	Wells & Springs	Jul-09	27,625	(13,896)
252.1080	Wells & Springs	Aug-09	27,625	(13,972)
252.1080	Wells & Springs	Sep-09	27,625	(14,049)
252.1080	Wells & Springs	Oct-09	27,625	(14,126)

252.1080 Wells & Springs	Nov-09	27,625	(14,203)	A/D
252.1080 Wells & Springs	Dec-09	27,625	(14,279)	A/D at 12/31/09 (14,279)
				A/D at 12/31/08 (13,359)
				Adjustment (921)

<u>Account</u>	<u>Description</u>	<u>Year/Month</u>	<u>Plant Balance</u>	<u>A/D</u>
252.1090 Supply Mains		Jan-09	6,456	(218)
252.1090 Supply Mains		Feb-09	6,456	(233)
252.1090 Supply Mains		Mar-09	6,456	(248)
252.1090 Supply Mains		Apr-09	6,456	(264)
252.1090 Supply Mains		May-09	6,456	(279)
252.1090 Supply Mains		Jun-09	6,456	(294)
252.1090 Supply Mains		Jul-09	6,456	(310)
252.1090 Supply Mains		Aug-09	6,456	(325)
252.1090 Supply Mains		Sep-09	6,456	(341)
252.1090 Supply Mains		Oct-09	6,456	(356)
252.1090 Supply Mains		Nov-09	6,456	(371)
252.1090 Supply Mains		Dec-09	6,456	(387)
				A/D
				A/D at 12/31/09 (387)
				A/D at 12/31/08 (202)
				Adjustment (184)

<u>Account</u>	<u>Description</u>	<u>Year/Month</u>	<u>Plant Balance</u>	<u>A/D</u>
252.1105 Electric Pump Equipment - Water Treatment		Jan-09	110,261	(38,044)
252.1105 Electric Pump Equipment - Water Treatment		Feb-09	110,261	(38,503)
252.1105 Electric Pump Equipment - Water Treatment		Mar-09	110,261	(38,963)
252.1105 Electric Pump Equipment - Water Treatment		Apr-09	110,261	(39,422)
252.1105 Electric Pump Equipment - Water Treatment		May-09	110,261	(39,882)
252.1105 Electric Pump Equipment - Water Treatment		Jun-09	110,261	(40,341)
252.1105 Electric Pump Equipment - Water Treatment		Jul-09	110,261	(40,800)
252.1105 Electric Pump Equipment - Water Treatment		Aug-09	110,261	(41,260)
252.1105 Electric Pump Equipment - Water Treatment		Sep-09	110,261	(41,719)
252.1105 Electric Pump Equipment - Water Treatment		Oct-09	110,261	(42,179)
252.1105 Electric Pump Equipment - Water Treatment		Nov-09	110,261	(42,638)
252.1105 Electric Pump Equipment - Water Treatment		Dec-09	110,261	(43,098)
				A/D
				A/D at 12/31/09 (43,098)
				A/D at 12/31/08 (37,584)
				Adjustment (5,513)

<u>Account</u>	<u>Description</u>	<u>Year/Month</u>	<u>Plant Balance</u>	<u>A/D</u>
252.1115 Water Treatment Equipment		Jan-09	32,770	(13,948)
252.1115 Water Treatment Equipment		Feb-09	32,770	(14,072)
252.1115 Water Treatment Equipment		Mar-09	32,770	(14,196)
252.1115 Water Treatment Equipment		Apr-09	32,770	(14,320)
252.1115 Water Treatment Equipment		May-09	32,770	(14,444)
252.1115 Water Treatment Equipment		Jun-09	32,770	(14,568)
252.1115 Water Treatment Equipment		Jul-09	32,770	(14,692)
252.1115 Water Treatment Equipment		Aug-09	32,770	(14,817)
252.1115 Water Treatment Equipment		Sep-09	32,770	(14,941)
252.1115 Water Treatment Equipment		Oct-09	32,770	(15,065)
252.1115 Water Treatment Equipment		Nov-09	32,770	(15,189)
252.1115 Water Treatment Equipment		Dec-09	32,770	(15,313)
				A/D
				A/D at 12/31/09 (15,313)
				A/D at 12/31/08 (13,824)
				Adjustment (1,490)

<u>Account</u>	<u>Description</u>	<u>Year/Month</u>	<u>Plant Balance</u>	<u>A/D</u>
252.1120 Distribution Reservoirs & Standpipes		Jan-09	41,954	19,917
252.1120 Distribution Reservoirs & Standpipes		Feb-09	41,954	19,822
252.1120 Distribution Reservoirs & Standpipes		Mar-09	41,954	19,728
252.1120 Distribution Reservoirs & Standpipes		Apr-09	41,954	19,633
252.1120 Distribution Reservoirs & Standpipes		May-09	41,954	19,539
252.1120 Distribution Reservoirs & Standpipes		Jun-09	41,954	19,444
252.1120 Distribution Reservoirs & Standpipes		Jul-09	41,954	19,350
252.1120 Distribution Reservoirs & Standpipes		Aug-09	41,954	19,255
252.1120 Distribution Reservoirs & Standpipes		Sep-09	41,954	19,161

252.1120 Distribution Reservoirs & Standpipes	Oct-09	41,954	19,066	
252.1120 Distribution Reservoirs & Standpipes	Nov-09	41,954	18,972	A/D
252.1120 Distribution Reservoirs & Standpipes	Dec-09	41,954	18,877	A/D at 12/31/09 18,877
				A/D at 12/31/08 20,011
				Adjustment (1,134)

<u>Account</u>	<u>Description</u>	<u>Year/Month</u>	<u>Plant Balance</u>	<u>A/D</u>
252.1125	Transmission & Distribution Mains	Jan-09	248,052	(132,947)
252.1125	Transmission & Distribution Mains	Feb-09	248,052	(133,428)
252.1125	Transmission & Distribution Mains	Mar-09	248,052	(133,909)
252.1125	Transmission & Distribution Mains	Apr-09	248,052	(134,389)
252.1125	Transmission & Distribution Mains	May-09	248,052	(134,870)
252.1125	Transmission & Distribution Mains	Jun-09	248,052	(135,351)
252.1125	Transmission & Distribution Mains	Jul-09	248,052	(135,832)
252.1125	Transmission & Distribution Mains	Aug-09	248,052	(136,312)
252.1125	Transmission & Distribution Mains	Sep-09	248,052	(136,793)
252.1125	Transmission & Distribution Mains	Oct-09	248,052	(137,274)
252.1125	Transmission & Distribution Mains	Nov-09	248,052	(137,754)
252.1125	Transmission & Distribution Mains	Dec-09	248,052	(138,235)
				A/D
				A/D at 12/31/09 (138,235)
				A/D at 12/31/08 (132,466)
				Adjustment (5,769)

<u>Account</u>	<u>Description</u>	<u>Year/Month</u>	<u>Plant Balance</u>	<u>A/D</u>
252.1130	Service Lines	Jan-09	109,712	(37,764)
252.1130	Service Lines	Feb-09	109,712	(37,993)
252.1130	Service Lines	Mar-09	109,712	(38,222)
252.1130	Service Lines	Apr-09	109,712	(38,450)
252.1130	Service Lines	May-09	109,712	(38,679)
252.1130	Service Lines	Jun-09	109,712	(38,907)
252.1130	Service Lines	Jul-09	109,712	(39,136)
252.1130	Service Lines	Aug-09	109,712	(39,364)
252.1130	Service Lines	Sep-09	109,712	(39,593)
252.1130	Service Lines	Oct-09	109,712	(39,822)
252.1130	Service Lines	Nov-09	109,712	(40,050)
252.1130	Service Lines	Dec-09	109,712	(40,279)
				A/D
				A/D at 12/31/09 (40,279)
				A/D at 12/31/08 (37,536)
				Adjustment (2,743)

<u>Account</u>	<u>Description</u>	<u>Year/Month</u>	<u>Plant Balance</u>	<u>A/D</u>
252.1135	Meters	Jan-09	37,485	(12,636)
252.1135	Meters	Feb-09	37,485	(12,792)
252.1135	Meters	Mar-09	37,485	(12,949)
252.1135	Meters	Apr-09	37,485	(13,105)
252.1135	Meters	May-09	37,485	(13,261)
252.1135	Meters	Jun-09	37,485	(13,417)
252.1135	Meters	Jul-09	37,485	(13,573)
252.1135	Meters	Aug-09	37,485	(13,730)
252.1135	Meters	Sep-09	37,485	(13,886)
252.1135	Meters	Oct-09	37,485	(14,042)
252.1135	Meters	Nov-09	37,485	(14,198)
252.1135	Meters	Dec-09	37,485	(14,354)
				A/D
				A/D at 12/31/09 (14,354)
				A/D at 12/31/08 (12,480)
				Adjustment (1,874)

<u>Account</u>	<u>Description</u>	<u>Year/Month</u>	<u>Plant Balance</u>	<u>A/D</u>
252.1140	Meter Installations	Jan-09	10,553	(3,172)
252.1140	Meter Installations	Feb-09	10,553	(3,216)
252.1140	Meter Installations	Mar-09	10,553	(3,260)
252.1140	Meter Installations	Apr-09	10,553	(3,304)
252.1140	Meter Installations	May-09	10,553	(3,348)
252.1140	Meter Installations	Jun-09	10,553	(3,392)
252.1140	Meter Installations	Jul-09	10,553	(3,436)
252.1140	Meter Installations	Aug-09	10,553	(3,480)



252.1140 Meter Installations	Sep-09	10,553	(3,524)	
252.1140 Meter Installations	Oct-09	10,553	(3,568)	
252.1140 Meter Installations	Nov-09	10,553	(3,612)	A/D
252.1140 Meter Installations	Dec-09	10,553	(3,656)	A/D at 12/31/09 (3,656)
				A/D at 12/31/08 (3,128)
				Adjustment (528)

<u>Account</u>	<u>Description</u>	<u>Year/Month</u>	<u>Plant Balance</u>	<u>A/D</u>
252.1145 Hydrants		Jan-09	20,876	(10,172)
252.1145 Hydrants		Feb-09	20,876	(10,210)
252.1145 Hydrants		Mar-09	20,876	(10,249)
252.1145 Hydrants		Apr-09	20,876	(10,288)
252.1145 Hydrants		May-09	20,876	(10,326)
252.1145 Hydrants		Jun-09	20,876	(10,365)
252.1145 Hydrants		Jul-09	20,876	(10,404)
252.1145 Hydrants		Aug-09	20,876	(10,442)
252.1145 Hydrants		Sep-09	20,876	(10,481)
252.1145 Hydrants		Oct-09	20,876	(10,520)
252.1145 Hydrants		Nov-09	20,876	(10,558)
252.1145 Hydrants		Dec-09	20,876	(10,597)
				A/D
				A/D at 12/31/09 (10,597)
				A/D at 12/31/08 (10,133)
				Adjustment (464)

<u>Account</u>	<u>Description</u>	<u>Year/Month</u>	<u>Plant Balance</u>	<u>A/D</u>
252.1150 Backflow Prevention Devices		Jan-09	916	(29)
252.1150 Backflow Prevention Devices		Feb-09	916	(34)
252.1150 Backflow Prevention Devices		Mar-09	916	(39)
252.1150 Backflow Prevention Devices		Apr-09	916	(44)
252.1150 Backflow Prevention Devices		May-09	916	(49)
252.1150 Backflow Prevention Devices		Jun-09	916	(54)
252.1150 Backflow Prevention Devices		Jul-09	916	(60)
252.1150 Backflow Prevention Devices		Aug-09	916	(65)
252.1150 Backflow Prevention Devices		Sep-09	916	(70)
252.1150 Backflow Prevention Devices		Oct-09	916	(75)
252.1150 Backflow Prevention Devices		Nov-09	916	(80)
252.1150 Backflow Prevention Devices		Dec-09	916	(85)
				A/D
				A/D at 12/31/09 (85)
				A/D at 12/31/08 (24)
				Adjustment (61)

<u>Account</u>	<u>Description</u>	<u>Year/Month</u>	<u>Plant Balance</u>	<u>A/D</u>
252.1180 Office Furniture & Equipment		Jan-09	1,016	(209)
252.1180 Office Furniture & Equipment		Feb-09	1,016	(214)
252.1180 Office Furniture & Equipment		Mar-09	1,016	(220)
252.1180 Office Furniture & Equipment		Apr-09	1,016	(226)
252.1180 Office Furniture & Equipment		May-09	1,016	(231)
252.1180 Office Furniture & Equipment		Jun-09	1,016	(237)
252.1180 Office Furniture & Equipment		Jul-09	1,016	(243)
252.1180 Office Furniture & Equipment		Aug-09	1,016	(248)
252.1180 Office Furniture & Equipment		Sep-09	1,016	(254)
252.1180 Office Furniture & Equipment		Oct-09	1,016	(260)
252.1180 Office Furniture & Equipment		Nov-09	1,016	(265)
252.1180 Office Furniture & Equipment		Dec-09	1,016	(271)
				A/D
				A/D at 12/31/09 (271)
				A/D at 12/31/08 (203)
				Adjustment (68)

<u>Account</u>	<u>Description</u>	<u>Year/Month</u>	<u>Plant Balance</u>	<u>A/D</u>
252.1190 Tools, Shop, & Miscellaneous Equipment		Jan-09	7,058	(1,842)
252.1190 Tools, Shop, & Miscellaneous Equipment		Feb-09	7,058	(1,878)
252.1190 Tools, Shop, & Miscellaneous Equipment		Mar-09	7,058	(1,915)
252.1190 Tools, Shop, & Miscellaneous Equipment		Apr-09	7,058	(1,952)
252.1190 Tools, Shop, & Miscellaneous Equipment		May-09	7,058	(1,989)
252.1190 Tools, Shop, & Miscellaneous Equipment		Jun-09	7,058	(2,025)
252.1190 Tools, Shop, & Miscellaneous Equipment		Jul-09	7,058	(2,062)

252.1190 Tools, Shop, & Miscellaneous Equipment	Aug-09	7,058	(2,099)	
252.1190 Tools, Shop, & Miscellaneous Equipment	Sep-09	7,058	(2,136)	
252.1190 Tools, Shop, & Miscellaneous Equipment	Oct-09	7,058	(2,172)	
252.1190 Tools, Shop, & Miscellaneous Equipment	Nov-09	7,058	(2,209)	A/D
252.1190 Tools, Shop, & Miscellaneous Equipment	Dec-09	7,058	(2,246)	A/D at 12/31/09 (2,246)
				A/D at 12/31/08 (1,805)
				Adjustment (441)

<u>Account</u>	<u>Description</u>	<u>Year/Month</u>	<u>Plant Balance</u>	<u>A/D</u>
252.1195 Laboratory Equipment		Jan-09	1,282	(758)
252.1195 Laboratory Equipment		Feb-09	1,282	(765)
252.1195 Laboratory Equipment		Mar-09	1,282	(772)
252.1195 Laboratory Equipment		Apr-09	1,282	(779)
252.1195 Laboratory Equipment		May-09	1,282	(786)
252.1195 Laboratory Equipment		Jun-09	1,282	(793)
252.1195 Laboratory Equipment		Jul-09	1,282	(800)
252.1195 Laboratory Equipment		Aug-09	1,282	(807)
252.1195 Laboratory Equipment		Sep-09	1,282	(814)
252.1195 Laboratory Equipment		Oct-09	1,282	(822)
252.1195 Laboratory Equipment		Nov-09	1,282	(829)
252.1195 Laboratory Equipment		Dec-09	1,282	(836)
				A/D
				A/D at 12/31/09 (836)
				A/D at 12/31/08 (750)
				Adjustment (85)

<u>Account</u>	<u>Description</u>	<u>Year/Month</u>	<u>Plant Balance</u>	<u>A/D</u>
252.1210 Miscellaneous Equipment - Water		Jan-09	280	(9)
252.1210 Miscellaneous Equipment - Water		Feb-09	280	(11)
252.1210 Miscellaneous Equipment - Water		Mar-09	280	(12)
252.1210 Miscellaneous Equipment - Water		Apr-09	280	(14)
252.1210 Miscellaneous Equipment - Water		May-09	280	(16)
252.1210 Miscellaneous Equipment - Water		Jun-09	280	(17)
252.1210 Miscellaneous Equipment - Water		Jul-09	280	(19)
252.1210 Miscellaneous Equipment - Water		Aug-09	280	(20)
252.1210 Miscellaneous Equipment - Water		Sep-09	280	(22)
252.1210 Miscellaneous Equipment - Water		Oct-09	280	(23)
252.1210 Miscellaneous Equipment - Water		Nov-09	280	(25)
252.1210 Miscellaneous Equipment - Water		Dec-09	280	(26)
				A/D
				A/D at 12/31/09 (26)
				A/D at 12/31/08 (8)
				Adjustment (19)

<u>Account</u>	<u>Description</u>	<u>Year/Month</u>	<u>Plant Balance</u>	<u>A/D</u>
252.1220 Other Tangible Plant - Water		Jan-09	(12,646)	7,958
252.1220 Other Tangible Plant - Water		Feb-09	(12,646)	8,064
252.1220 Other Tangible Plant - Water		Mar-09	(12,646)	8,169
252.1220 Other Tangible Plant - Water		Apr-09	(12,646)	8,274
252.1220 Other Tangible Plant - Water		May-09	(12,646)	8,380
252.1220 Other Tangible Plant - Water		Jun-09	(12,646)	8,485
252.1220 Other Tangible Plant - Water		Jul-09	(12,646)	8,590
252.1220 Other Tangible Plant - Water		Aug-09	(12,646)	8,696
252.1220 Other Tangible Plant - Water		Sep-09	(12,646)	8,801
252.1220 Other Tangible Plant - Water		Oct-09	(12,646)	8,907
252.1220 Other Tangible Plant - Water		Nov-09	(12,646)	9,012
252.1220 Other Tangible Plant - Water		Dec-09	(12,646)	9,117
				A/D
				A/D at 12/31/09 9,117
				A/D at 12/31/08 7,853
				Adjustment 1,265

<u>Account</u>	<u>Description</u>	<u>Year/Month</u>	<u>Plant Balance</u>	<u>A/D</u>
252.1295 Structures & Improvements - Pump Lift Stations		Jan-09	926	1,046
252.1295 Structures & Improvements - Pump Lift Stations		Feb-09	926	1,043
252.1295 Structures & Improvements - Pump Lift Stations		Mar-09	926	1,039
252.1295 Structures & Improvements - Pump Lift Stations		Apr-09	926	1,036
252.1295 Structures & Improvements - Pump Lift Stations		May-09	926	1,033
252.1295 Structures & Improvements - Pump Lift Stations		Jun-09	926	1,030

252.1295 Structures & Improvements - Pump Lift Stations	Jul-09	926	1,027	
252.1295 Structures & Improvements - Pump Lift Stations	Aug-09	926	1,024	
252.1295 Structures & Improvements - Pump Lift Stations	Sep-09	926	1,021	
252.1295 Structures & Improvements - Pump Lift Stations	Oct-09	926	1,018	
252.1295 Structures & Improvements - Pump Lift Stations	Nov-09	926	1,015	
252.1295 Structures & Improvements - Pump Lift Stations	Dec-09	926	1,012	
				A/D
				A/D at 12/31/09 1,012
				A/D at 12/31/08 1,049
				Adjustment <span style="border: 1px solid black;">(37)</span>

<u>Account</u>	<u>Description</u>	<u>Year/Month</u>	<u>Plant Balance</u>	<u>A/D</u>	
255.1300 Structures & Improvements - Wastewater Treatment		Jan-09	3,841	(41)	
255.1300 Structures & Improvements - Wastewater Treatment		Feb-09	3,841	(51)	
255.1300 Structures & Improvements - Wastewater Treatment		Mar-09	3,841	(61)	
255.1300 Structures & Improvements - Wastewater Treatment		Apr-09	3,841	(71)	
255.1300 Structures & Improvements - Wastewater Treatment		May-09	3,841	(81)	
255.1300 Structures & Improvements - Wastewater Treatment		Jun-09	3,841	(91)	
255.1300 Structures & Improvements - Wastewater Treatment		Jul-09	3,841	(101)	
255.1300 Structures & Improvements - Wastewater Treatment		Aug-09	3,841	(111)	
255.1300 Structures & Improvements - Wastewater Treatment		Sep-09	3,841	(121)	
255.1300 Structures & Improvements - Wastewater Treatment		Oct-09	3,841	(131)	
255.1300 Structures & Improvements - Wastewater Treatment		Nov-09	3,841	(141)	
255.1300 Structures & Improvements - Wastewater Treatment		Dec-09	3,841	(151)	
					A/D
					A/D at 12/31/09 (151)
					A/D at 12/31/08 (31)
					Adjustment <span style="border: 1px solid black;">(120)</span>

<u>Account</u>	<u>Description</u>	<u>Year/Month</u>	<u>Plant Balance</u>	<u>A/D</u>	
252.1345 Force Mains		Jan-09	600	552	
252.1345 Force Mains		Feb-09	600	550	
252.1345 Force Mains		Mar-09	600	548	
252.1345 Force Mains		Apr-09	600	547	
252.1345 Force Mains		May-09	600	545	
252.1345 Force Mains		Jun-09	600	543	
252.1345 Force Mains		Jul-09	600	542	
252.1345 Force Mains		Aug-09	600	540	
252.1345 Force Mains		Sep-09	600	538	
252.1345 Force Mains		Oct-09	600	537	
252.1345 Force Mains		Nov-09	600	535	
252.1345 Force Mains		Dec-09	600	533	
					A/D
					A/D at 12/31/09 533
					A/D at 12/31/08 553
					Adjustment <span style="border: 1px solid black;">(20)</span>

<u>Account</u>	<u>Description</u>	<u>Year/Month</u>	<u>Plant Balance</u>	<u>A/D</u>	
252.1350 Gravity Mains		Jan-09	59,081	(27,727)	
252.1350 Gravity Mains		Feb-09	59,081	(27,836)	
252.1350 Gravity Mains		Mar-09	59,081	(27,946)	
252.1350 Gravity Mains		Apr-09	59,081	(28,055)	
252.1350 Gravity Mains		May-09	59,081	(28,164)	
252.1350 Gravity Mains		Jun-09	59,081	(28,274)	
252.1350 Gravity Mains		Jul-09	59,081	(28,383)	
252.1350 Gravity Mains		Aug-09	59,081	(28,493)	
252.1350 Gravity Mains		Sep-09	59,081	(28,602)	
252.1350 Gravity Mains		Oct-09	59,081	(28,711)	
252.1350 Gravity Mains		Nov-09	59,081	(28,821)	
252.1350 Gravity Mains		Dec-09	59,081	(28,930)	
					A/D
					A/D at 12/31/09 (28,930)
					A/D at 12/31/08 (27,617)
					Adjustment <span style="border: 1px solid black;">(1,313)</span>

<u>Account</u>	<u>Description</u>	<u>Year/Month</u>	<u>Plant Balance</u>	<u>A/D</u>
252.1353 Manholes		Jan-09	92	(23)
252.1353 Manholes		Feb-09	92	(23)
252.1353 Manholes		Mar-09	92	(23)
252.1353 Manholes		Apr-09	92	(24)
252.1353 Manholes		May-09	92	(24)

252.1353 Manholes	Jun-09	92	(24)	
252.1353 Manholes	Jul-09	92	(24)	
252.1353 Manholes	Aug-09	92	(25)	
252.1353 Manholes	Sep-09	92	(25)	
252.1353 Manholes	Oct-09	92	(25)	
252.1353 Manholes	Nov-09	92	(25)	
252.1353 Manholes	Dec-09	92	(26)	
				A/D
				A/D at 12/31/09 (26)
				A/D at 12/31/08 (23)
				Adjustment <span style="border: 1px solid black;">(3)</span>

<u>Account</u>	<u>Description</u>	<u>Year/Month</u>	<u>Plant Balance</u>	<u>A/D</u>	
252.1360 Services To Customers		Jan-09	2,267	2,079	
252.1360 Services To Customers		Feb-09	2,267	2,074	
252.1360 Services To Customers		Mar-09	2,267	2,069	
252.1360 Services To Customers		Apr-09	2,267	2,064	
252.1360 Services To Customers		May-09	2,267	2,059	
252.1360 Services To Customers		Jun-09	2,267	2,054	
252.1360 Services To Customers		Jul-09	2,267	2,049	
252.1360 Services To Customers		Aug-09	2,267	2,044	
252.1360 Services To Customers		Sep-09	2,267	2,039	
252.1360 Services To Customers		Oct-09	2,267	2,034	
252.1360 Services To Customers		Nov-09	2,267	2,029	
252.1360 Services To Customers		Dec-09	2,267	2,024	
					A/D
					A/D at 12/31/09 2,024
					A/D at 12/31/08 2,084
					Adjustment <span style="border: 1px solid black;">(60)</span>

<u>Account</u>	<u>Description</u>	<u>Year/Month</u>	<u>Plant Balance</u>	<u>A/D</u>	
252.1380 Pumping Equipment		Jan-09	7,070	(404)	
252.1380 Pumping Equipment		Feb-09	7,070	(437)	
252.1380 Pumping Equipment		Mar-09	7,070	(470)	
252.1380 Pumping Equipment		Apr-09	7,070	(502)	
252.1380 Pumping Equipment		May-09	7,070	(535)	
252.1380 Pumping Equipment		Jun-09	7,070	(568)	
252.1380 Pumping Equipment		Jul-09	7,070	(601)	
252.1380 Pumping Equipment		Aug-09	7,070	(633)	
252.1380 Pumping Equipment		Sep-09	7,070	(666)	
252.1380 Pumping Equipment		Oct-09	7,070	(699)	
252.1380 Pumping Equipment		Nov-09	7,070	(731)	
252.1380 Pumping Equipment		Dec-09	7,070	(764)	
					A/D
					A/D at 12/31/09 (764)
					A/D at 12/31/08 (371)
					Adjustment <span style="border: 1px solid black;">(393)</span>

<u>Account</u>	<u>Description</u>	<u>Year/Month</u>	<u>Plant Balance</u>	<u>A/D</u>	
252.1395 Treatment & Disposal - Lagoons		Jan-09	6,774	(3,553)	
252.1395 Treatment & Disposal - Lagoons		Feb-09	6,774	(3,584)	
252.1395 Treatment & Disposal - Lagoons		Mar-09	6,774	(3,616)	
252.1395 Treatment & Disposal - Lagoons		Apr-09	6,774	(3,647)	
252.1395 Treatment & Disposal - Lagoons		May-09	6,774	(3,678)	
252.1395 Treatment & Disposal - Lagoons		Jun-09	6,774	(3,710)	
252.1395 Treatment & Disposal - Lagoons		Jul-09	6,774	(3,741)	
252.1395 Treatment & Disposal - Lagoons		Aug-09	6,774	(3,772)	
252.1395 Treatment & Disposal - Lagoons		Sep-09	6,774	(3,804)	
252.1395 Treatment & Disposal - Lagoons		Oct-09	6,774	(3,835)	
252.1395 Treatment & Disposal - Lagoons		Nov-09	6,774	(3,866)	
252.1395 Treatment & Disposal - Lagoons		Dec-09	6,774	(3,898)	
					A/D
					A/D at 12/31/09 (3,898)
					A/D at 12/31/08 (3,522)
					Adjustment <span style="border: 1px solid black;">(376)</span>

<u>Account</u>	<u>Description</u>	<u>Year/Month</u>	<u>Plant Balance</u>	<u>A/D</u>
255.1400 Treatment & Disposal - Wastewater Treatment Plant		Jan-09	98,061	(30,064)
255.1400 Treatment & Disposal - Wastewater Treatment Plant		Feb-09	98,061	(30,518)
255.1400 Treatment & Disposal - Wastewater Treatment Plant		Mar-09	98,061	(30,972)
255.1400 Treatment & Disposal - Wastewater Treatment Plant		Apr-09	98,061	(31,426)

255.1400 Treatment & Disposal - Wastewater Treatment Plant	May-09	98,061	(31,880)	
255.1400 Treatment & Disposal - Wastewater Treatment Plant	Jun-09	98,061	(32,334)	
255.1400 Treatment & Disposal - Wastewater Treatment Plant	Jul-09	98,061	(32,788)	
255.1400 Treatment & Disposal - Wastewater Treatment Plant	Aug-09	98,061	(33,242)	
255.1400 Treatment & Disposal - Wastewater Treatment Plant	Sep-09	98,061	(33,696)	
255.1400 Treatment & Disposal - Wastewater Treatment Plant	Oct-09	98,061	(34,150)	
255.1400 Treatment & Disposal - Wastewater Treatment Plant	Nov-09	98,061	(34,604)	
255.1400 Treatment & Disposal - Wastewater Treatment Plant	Dec-09	98,061	(35,058)	
				A/D
				A/D at 12/31/09 (35,058)
				A/D at 12/31/08 (29,610)
				Adjustment (5,448)

<u>Account</u>	<u>Description</u>	<u>Year/Month</u>	<u>Plant Balance</u>	<u>A/D</u>	
255.1460 Office Furniture & Equipment		Jan-09	808	(166)	
255.1460 Office Furniture & Equipment		Feb-09	808	(171)	
255.1460 Office Furniture & Equipment		Mar-09	808	(175)	
255.1460 Office Furniture & Equipment		Apr-09	808	(180)	
255.1460 Office Furniture & Equipment		May-09	808	(184)	
255.1460 Office Furniture & Equipment		Jun-09	808	(189)	
255.1460 Office Furniture & Equipment		Jul-09	808	(193)	
255.1460 Office Furniture & Equipment		Aug-09	808	(198)	
255.1460 Office Furniture & Equipment		Sep-09	808	(202)	
255.1460 Office Furniture & Equipment		Oct-09	808	(206)	
255.1460 Office Furniture & Equipment		Nov-09	808	(211)	
255.1460 Office Furniture & Equipment		Dec-09	808	(215)	
					A/D
					A/D at 12/31/09 (215)
					A/D at 12/31/08 (162)
					Adjustment (54)

<u>Account</u>	<u>Description</u>	<u>Year/Month</u>	<u>Plant Balance</u>	<u>A/D</u>	
255.1500 Other Tangible Plant - Wastewater		Jan-09	987	301	
255.1500 Other Tangible Plant - Wastewater		Feb-09	987	293	
255.1500 Other Tangible Plant - Wastewater		Mar-09	987	285	
255.1500 Other Tangible Plant - Wastewater		Apr-09	987	276	
255.1500 Other Tangible Plant - Wastewater		May-09	987	268	
255.1500 Other Tangible Plant - Wastewater		Jun-09	987	260	
255.1500 Other Tangible Plant - Wastewater		Jul-09	987	252	
255.1500 Other Tangible Plant - Wastewater		Aug-09	987	244	
255.1500 Other Tangible Plant - Wastewater		Sep-09	987	235	
255.1500 Other Tangible Plant - Wastewater		Oct-09	987	227	
255.1500 Other Tangible Plant - Wastewater		Nov-09	987	219	
255.1500 Other Tangible Plant - Wastewater		Dec-09	987	211	
					A/D
					A/D at 12/31/09 211
					A/D at 12/31/08 309
					Adjustment (99)

<u>Account</u>	<u>Description</u>	<u>Year/Month</u>	<u>Plant Balance</u>	<u>A/D</u>	
252.3265 CIAC - Structures & Improvements - Source of Supply		Jan-09	(2,476)	470	
252.3265 CIAC - Structures & Improvements - Source of Supply		Feb-09	(2,476)	476	
252.3265 CIAC - Structures & Improvements - Source of Supply		Mar-09	(2,476)	483	
252.3265 CIAC - Structures & Improvements - Source of Supply		Apr-09	(2,476)	489	
252.3265 CIAC - Structures & Improvements - Source of Supply		May-09	(2,476)	495	
252.3265 CIAC - Structures & Improvements - Source of Supply		Jun-09	(2,476)	502	
252.3265 CIAC - Structures & Improvements - Source of Supply		Jul-09	(2,476)	508	
252.3265 CIAC - Structures & Improvements - Source of Supply		Aug-09	(2,476)	515	
252.3265 CIAC - Structures & Improvements - Source of Supply		Sep-09	(2,476)	521	
252.3265 CIAC - Structures & Improvements - Source of Supply		Oct-09	(2,476)	528	
252.3265 CIAC - Structures & Improvements - Source of Supply		Nov-09	(2,476)	534	
252.3265 CIAC - Structures & Improvements - Source of Supply		Dec-09	(2,476)	541	
					A/D
					A/D at 12/31/09 541
					A/D at 12/31/08 463
					Adjustment 77

<u>Account</u>	<u>Description</u>	<u>Year/Month</u>	<u>Plant Balance</u>	<u>A/D</u>
252.3270 CIAC - Structures & Improvements - Water Treatment		Jan-09	(148)	28
252.3270 CIAC - Structures & Improvements - Water Treatment		Feb-09	(148)	29
252.3270 CIAC - Structures & Improvements - Water Treatment		Mar-09	(148)	29

252.3270	CIAC - Structures & Improvements - Water Treatment	Apr-09	(148)	29		
252.3270	CIAC - Structures & Improvements - Water Treatment	May-09	(148)	30		
252.3270	CIAC - Structures & Improvements - Water Treatment	Jun-09	(148)	30		
252.3270	CIAC - Structures & Improvements - Water Treatment	Jul-09	(148)	30		
252.3270	CIAC - Structures & Improvements - Water Treatment	Aug-09	(148)	31		
252.3270	CIAC - Structures & Improvements - Water Treatment	Sep-09	(148)	31		
252.3270	CIAC - Structures & Improvements - Water Treatment	Oct-09	(148)	32		
252.3270	CIAC - Structures & Improvements - Water Treatment	Nov-09	(148)	32		
252.3270	CIAC - Structures & Improvements - Water Treatment	Dec-09	(148)	32		
					A/D	
					A/D at 12/31/09	32
					A/D at 12/31/08	28
					Adjustment	5

<u>Account</u>	<u>Description</u>	<u>Year/Month</u>	<u>Plant Balance</u>	<u>A/D</u>		
252.3295	CIAC - Wells & Springs	Jan-09	(4,624)	937		
252.3295	CIAC - Wells & Springs	Feb-09	(4,624)	950		
252.3295	CIAC - Wells & Springs	Mar-09	(4,624)	963		
252.3295	CIAC - Wells & Springs	Apr-09	(4,624)	976		
252.3295	CIAC - Wells & Springs	May-09	(4,624)	989		
252.3295	CIAC - Wells & Springs	Jun-09	(4,624)	1,002		
252.3295	CIAC - Wells & Springs	Jul-09	(4,624)	1,014		
252.3295	CIAC - Wells & Springs	Aug-09	(4,624)	1,027		
252.3295	CIAC - Wells & Springs	Sep-09	(4,624)	1,040		
252.3295	CIAC - Wells & Springs	Oct-09	(4,624)	1,053		
252.3295	CIAC - Wells & Springs	Nov-09	(4,624)	1,066		
252.3295	CIAC - Wells & Springs	Dec-09	(4,624)	1,079		
					A/D	
					A/D at 12/31/09	1,079
					A/D at 12/31/08	925
					Adjustment	154

<u>Account</u>	<u>Description</u>	<u>Year/Month</u>	<u>Plant Balance</u>	<u>A/D</u>		
252.3315	CIAC - Electric Pump Equipment - Source of Supply	Jan-09	(12,347)	3,756		
252.3315	CIAC - Electric Pump Equipment - Source of Supply	Feb-09	(12,347)	3,807		
252.3315	CIAC - Electric Pump Equipment - Source of Supply	Mar-09	(12,347)	3,859		
252.3315	CIAC - Electric Pump Equipment - Source of Supply	Apr-09	(12,347)	3,910		
252.3315	CIAC - Electric Pump Equipment - Source of Supply	May-09	(12,347)	3,961		
252.3315	CIAC - Electric Pump Equipment - Source of Supply	Jun-09	(12,347)	4,013		
252.3315	CIAC - Electric Pump Equipment - Source of Supply	Jul-09	(12,347)	4,064		
252.3315	CIAC - Electric Pump Equipment - Source of Supply	Aug-09	(12,347)	4,116		
252.3315	CIAC - Electric Pump Equipment - Source of Supply	Sep-09	(12,347)	4,167		
252.3315	CIAC - Electric Pump Equipment - Source of Supply	Oct-09	(12,347)	4,219		
252.3315	CIAC - Electric Pump Equipment - Source of Supply	Nov-09	(12,347)	4,270		
252.3315	CIAC - Electric Pump Equipment - Source of Supply	Dec-09	(12,347)	4,322		
					A/D	
					A/D at 12/31/09	4,322
					A/D at 12/31/08	3,704
					Adjustment	617

<u>Account</u>	<u>Description</u>	<u>Year/Month</u>	<u>Plant Balance</u>	<u>A/D</u>		
252.3330	CIAC - Water Treatment Equipment	Jan-09	(2,205)	610		
252.3330	CIAC - Water Treatment Equipment	Feb-09	(2,205)	618		
252.3330	CIAC - Water Treatment Equipment	Mar-09	(2,205)	627		
252.3330	CIAC - Water Treatment Equipment	Apr-09	(2,205)	635		
252.3330	CIAC - Water Treatment Equipment	May-09	(2,205)	643		
252.3330	CIAC - Water Treatment Equipment	Jun-09	(2,205)	652		
252.3330	CIAC - Water Treatment Equipment	Jul-09	(2,205)	660		
252.3330	CIAC - Water Treatment Equipment	Aug-09	(2,205)	668		
252.3330	CIAC - Water Treatment Equipment	Sep-09	(2,205)	677		
252.3330	CIAC - Water Treatment Equipment	Oct-09	(2,205)	685		
252.3330	CIAC - Water Treatment Equipment	Nov-09	(2,205)	694		
252.3330	CIAC - Water Treatment Equipment	Dec-09	(2,205)	702		
					A/D	
					A/D at 12/31/09	702
					A/D at 12/31/08	602
					Adjustment	100

<u>Account</u>	<u>Description</u>	<u>Year/Month</u>	<u>Plant Balance</u>	<u>A/D</u>
252.3335	CIAC - Distribution Reservoirs & Standpipes	Jan-09	(10,418)	1,712
252.3335	CIAC - Distribution Reservoirs & Standpipes	Feb-09	(10,418)	1,736

252.3335 CIAC - Distribution Reservoirs & Standpipes	Mar-09	(10,418)	1,759		
252.3335 CIAC - Distribution Reservoirs & Standpipes	Apr-09	(10,418)	1,783		
252.3335 CIAC - Distribution Reservoirs & Standpipes	May-09	(10,418)	1,806		
252.3335 CIAC - Distribution Reservoirs & Standpipes	Jun-09	(10,418)	1,830		
252.3335 CIAC - Distribution Reservoirs & Standpipes	Jul-09	(10,418)	1,853		
252.3335 CIAC - Distribution Reservoirs & Standpipes	Aug-09	(10,418)	1,877		
252.3335 CIAC - Distribution Reservoirs & Standpipes	Sep-09	(10,418)	1,900		
252.3335 CIAC - Distribution Reservoirs & Standpipes	Oct-09	(10,418)	1,924		
252.3335 CIAC - Distribution Reservoirs & Standpipes	Nov-09	(10,418)	1,947		
252.3335 CIAC - Distribution Reservoirs & Standpipes	Dec-09	(10,418)	1,970		
				A/D	
				A/D at 12/31/09	1,970
				A/D at 12/31/08	1,689
				Adjustment	282

<u>Account</u>	<u>Description</u>	<u>Year/Month</u>	<u>Plant Balance</u>	<u>A/D</u>		
252.3340 CIAC - Transmission & Distribution Mains		Jan-09	(33,099)	4,686		
252.3340 CIAC - Transmission & Distribution Mains		Feb-09	(33,099)	4,750		
252.3340 CIAC - Transmission & Distribution Mains		Mar-09	(33,099)	4,814		
252.3340 CIAC - Transmission & Distribution Mains		Apr-09	(33,099)	4,878		
252.3340 CIAC - Transmission & Distribution Mains		May-09	(33,099)	4,942		
252.3340 CIAC - Transmission & Distribution Mains		Jun-09	(33,099)	5,006		
252.3340 CIAC - Transmission & Distribution Mains		Jul-09	(33,099)	5,070		
252.3340 CIAC - Transmission & Distribution Mains		Aug-09	(33,099)	5,135		
252.3340 CIAC - Transmission & Distribution Mains		Sep-09	(33,099)	5,199		
252.3340 CIAC - Transmission & Distribution Mains		Oct-09	(33,099)	5,263		
252.3340 CIAC - Transmission & Distribution Mains		Nov-09	(33,099)	5,327		
252.3340 CIAC - Transmission & Distribution Mains		Dec-09	(33,099)	5,391		
					A/D	
					A/D at 12/31/09	5,391
					A/D at 12/31/08	4,621
					Adjustment	770

<u>Account</u>	<u>Description</u>	<u>Year/Month</u>	<u>Plant Balance</u>	<u>A/D</u>		
252.3345 CIAC - Service Lines		Jan-09	(13,826)	2,103		
252.3345 CIAC - Service Lines		Feb-09	(13,826)	2,131		
252.3345 CIAC - Service Lines		Mar-09	(13,826)	2,160		
252.3345 CIAC - Service Lines		Apr-09	(13,826)	2,189		
252.3345 CIAC - Service Lines		May-09	(13,826)	2,218		
252.3345 CIAC - Service Lines		Jun-09	(13,826)	2,247		
252.3345 CIAC - Service Lines		Jul-09	(13,826)	2,275		
252.3345 CIAC - Service Lines		Aug-09	(13,826)	2,304		
252.3345 CIAC - Service Lines		Sep-09	(13,826)	2,333		
252.3345 CIAC - Service Lines		Oct-09	(13,826)	2,362		
252.3345 CIAC - Service Lines		Nov-09	(13,826)	2,391		
252.3345 CIAC - Service Lines		Dec-09	(13,826)	2,419		
					A/D	
					A/D at 12/31/09	2,419
					A/D at 12/31/08	2,074
					Adjustment	346

<u>Account</u>	<u>Description</u>	<u>Year/Month</u>	<u>Plant Balance</u>	<u>A/D</u>		
252.3350 CIAC - Meters		Jan-09	(4,115)	1,251		
252.3350 CIAC - Meters		Feb-09	(4,115)	1,269		
252.3350 CIAC - Meters		Mar-09	(4,115)	1,286		
252.3350 CIAC - Meters		Apr-09	(4,115)	1,303		
252.3350 CIAC - Meters		May-09	(4,115)	1,320		
252.3350 CIAC - Meters		Jun-09	(4,115)	1,337		
252.3350 CIAC - Meters		Jul-09	(4,115)	1,354		
252.3350 CIAC - Meters		Aug-09	(4,115)	1,371		
252.3350 CIAC - Meters		Sep-09	(4,115)	1,389		
252.3350 CIAC - Meters		Oct-09	(4,115)	1,406		
252.3350 CIAC - Meters		Nov-09	(4,115)	1,423		
252.3350 CIAC - Meters		Dec-09	(4,115)	1,440		
					A/D	
					A/D at 12/31/09	1,440
					A/D at 12/31/08	1,234
					Adjustment	206

<u>Account</u>	<u>Description</u>	<u>Year/Month</u>	<u>Plant Balance</u>	<u>A/D</u>
252.3355 CIAC - Meter Installations		Jan-09	(156)	47

252.3355	CIAC - Meter Installations	Feb-09	(156)	48	
252.3355	CIAC - Meter Installations	Mar-09	(156)	49	
252.3355	CIAC - Meter Installations	Apr-09	(156)	49	
252.3355	CIAC - Meter Installations	May-09	(156)	50	
252.3355	CIAC - Meter Installations	Jun-09	(156)	51	
252.3355	CIAC - Meter Installations	Jul-09	(156)	51	
252.3355	CIAC - Meter Installations	Aug-09	(156)	52	
252.3355	CIAC - Meter Installations	Sep-09	(156)	53	
252.3355	CIAC - Meter Installations	Oct-09	(156)	53	
252.3355	CIAC - Meter Installations	Nov-09	(156)	54	
252.3355	CIAC - Meter Installations	Dec-09	(156)	55	
					A/D
					A/D at 12/31/09 55
					A/D at 12/31/08 47
					Adjustment <span style="border: 1px solid black; padding: 2px;">8</span>

<u>Account</u>	<u>Description</u>	<u>Year/Month</u>	<u>Plant Balance</u>	<u>A/D</u>	
252.3360	CIAC - Hydrants	Jan-09	(2,970)	401	
252.3360	CIAC - Hydrants	Feb-09	(2,970)	407	
252.3360	CIAC - Hydrants	Mar-09	(2,970)	412	
252.3360	CIAC - Hydrants	Apr-09	(2,970)	418	
252.3360	CIAC - Hydrants	May-09	(2,970)	423	
252.3360	CIAC - Hydrants	Jun-09	(2,970)	429	
252.3360	CIAC - Hydrants	Jul-09	(2,970)	434	
252.3360	CIAC - Hydrants	Aug-09	(2,970)	440	
252.3360	CIAC - Hydrants	Sep-09	(2,970)	445	
252.3360	CIAC - Hydrants	Oct-09	(2,970)	451	
252.3360	CIAC - Hydrants	Nov-09	(2,970)	456	
252.3360	CIAC - Hydrants	Dec-09	(2,970)	462	
					A/D
					A/D at 12/31/09 462
					A/D at 12/31/08 396
					Adjustment <span style="border: 1px solid black; padding: 2px;">66</span>

<u>Account</u>	<u>Description</u>	<u>Year/Month</u>	<u>Plant Balance</u>	<u>A/D</u>	
252.3435	CIAC - Water Tap	Jan-09	(71,280)	59,662	
252.3435	CIAC - Water Tap	Feb-09	(71,280)	59,811	
252.3435	CIAC - Water Tap	Mar-09	(71,280)	59,959	
252.3435	CIAC - Water Tap	Apr-09	(71,280)	60,108	
252.3435	CIAC - Water Tap	May-09	(71,280)	60,256	
252.3435	CIAC - Water Tap	Jun-09	(71,280)	60,405	
252.3435	CIAC - Water Tap	Jul-09	(71,280)	60,553	
252.3435	CIAC - Water Tap	Aug-09	(71,280)	60,702	
252.3435	CIAC - Water Tap	Sep-09	(71,280)	60,850	
252.3435	CIAC - Water Tap	Oct-09	(71,280)	60,999	
252.3435	CIAC - Water Tap	Nov-09	(71,280)	61,147	
252.3435	CIAC - Water Tap	Dec-09	(71,280)	61,296	
					A/D
					A/D at 12/31/09 61,296
					A/D at 12/31/08 59,514
					Adjustment <span style="border: 1px solid black; padding: 2px;">1,782</span>

<u>Account</u>	<u>Description</u>	<u>Year/Month</u>	<u>Plant Balance</u>	<u>A/D</u>	
252.3455	CIAC - Water Plant Meter Fee	Jan-09	(150)	6	
252.3455	CIAC - Water Plant Meter Fee	Feb-09	(150)	6	
252.3455	CIAC - Water Plant Meter Fee	Mar-09	(150)	6	
252.3455	CIAC - Water Plant Meter Fee	Apr-09	(150)	7	
252.3455	CIAC - Water Plant Meter Fee	May-09	(150)	7	
252.3455	CIAC - Water Plant Meter Fee	Jun-09	(150)	7	
252.3455	CIAC - Water Plant Meter Fee	Jul-09	(150)	8	
252.3455	CIAC - Water Plant Meter Fee	Aug-09	(150)	8	
252.3455	CIAC - Water Plant Meter Fee	Sep-09	(150)	8	
252.3455	CIAC - Water Plant Meter Fee	Oct-09	(150)	8	
252.3455	CIAC - Water Plant Meter Fee	Nov-09	(150)	9	
252.3455	CIAC - Water Plant Meter Fee	Dec-09	(150)	9	
					A/D
					A/D at 12/31/09 9
					A/D at 12/31/08 5
					Adjustment <span style="border: 1px solid black; padding: 2px;">4</span>

<u>Account</u>	<u>Description</u>	<u>Year/Month</u>	<u>Plant Balance</u>	<u>A/D</u>
----------------	--------------------	-------------------	----------------------	------------



252.3705 CIAC - Sewer Tap	Jan-09	(7,200)	644
252.3705 CIAC - Sewer Tap	Feb-09	(7,200)	659
252.3705 CIAC - Sewer Tap	Mar-09	(7,200)	674
252.3705 CIAC - Sewer Tap	Apr-09	(7,200)	689
252.3705 CIAC - Sewer Tap	May-09	(7,200)	704
252.3705 CIAC - Sewer Tap	Jun-09	(7,200)	719
252.3705 CIAC - Sewer Tap	Jul-09	(7,200)	734
252.3705 CIAC - Sewer Tap	Aug-09	(7,200)	749
252.3705 CIAC - Sewer Tap	Sep-09	(7,200)	764
252.3705 CIAC - Sewer Tap	Oct-09	(7,200)	779
252.3705 CIAC - Sewer Tap	Nov-09	(7,200)	794
252.3705 CIAC - Sewer Tap	Dec-09	(7,200)	809

	A/D
A/D at 12/31/09	809
A/D at 12/31/08	629
Adjustment	180

**UTILITIES, INC. OF FLORIDA - ORANGE COUNTY  
EXTRA YEAR OF A/D AND A/A  
2009**

<u>Account</u>	<u>Description</u>	<u>Year/Month</u>	<u>Plant Balance</u>	<u>A/D</u>	
252.1020	Organization	Jan-09	7,734	(7,862)	
252.1020	Organization	Feb-09	7,734	(7,862)	
252.1020	Organization	Mar-09	7,734	(7,862)	
252.1020	Organization	Apr-09	7,734	(7,862)	
252.1020	Organization	May-09	7,734	(7,862)	
252.1020	Organization	Jun-09	7,734	(7,862)	
252.1020	Organization	Jul-09	7,734	(7,862)	
252.1020	Organization	Aug-09	7,734	(7,862)	
252.1020	Organization	Sep-09	7,734	(7,862)	
252.1020	Organization	Oct-09	7,734	(7,862)	
252.1020	Organization	Nov-09	7,734	(7,862)	
252.1020	Organization	Dec-09	7,734	(7,862)	
					A/D
					A/D at 12/31/09 (7,862)
					A/D at 12/31/08 (7,862)
					Adjustment <input type="text" value="-"/>

<u>Account</u>	<u>Description</u>	<u>Year/Month</u>	<u>Plant Balance</u>	<u>A/D</u>	
252.1050	Structures & Improvements - Source of Supply	Jan-09	110,248	(3,459)	
252.1050	Structures & Improvements - Source of Supply	Feb-09	110,248	(3,746)	
252.1050	Structures & Improvements - Source of Supply	Mar-09	110,248	(4,033)	
252.1050	Structures & Improvements - Source of Supply	Apr-09	110,248	(4,320)	
252.1050	Structures & Improvements - Source of Supply	May-09	110,248	(4,607)	
252.1050	Structures & Improvements - Source of Supply	Jun-09	110,248	(4,894)	
252.1050	Structures & Improvements - Source of Supply	Jul-09	110,248	(5,182)	
252.1050	Structures & Improvements - Source of Supply	Aug-09	110,248	(5,469)	
252.1050	Structures & Improvements - Source of Supply	Sep-09	110,248	(5,756)	
252.1050	Structures & Improvements - Source of Supply	Oct-09	110,248	(6,043)	
252.1050	Structures & Improvements - Source of Supply	Nov-09	110,248	(6,330)	
252.1050	Structures & Improvements - Source of Supply	Dec-09	110,248	(6,617)	
					A/D
					A/D at 12/31/09 (6,617)
					A/D at 12/31/08 (3,172)
					Adjustment <input type="text" value="(3,445)"/>

<u>Account</u>	<u>Description</u>	<u>Year/Month</u>	<u>Plant Balance</u>	<u>A/D</u>	
252.1055	Structures & Improvements - Water Treatment	Jan-09	359	(190)	
252.1055	Structures & Improvements - Water Treatment	Feb-09	359	(191)	
252.1055	Structures & Improvements - Water Treatment	Mar-09	359	(192)	
252.1055	Structures & Improvements - Water Treatment	Apr-09	359	(193)	
252.1055	Structures & Improvements - Water Treatment	May-09	359	(194)	
252.1055	Structures & Improvements - Water Treatment	Jun-09	359	(195)	
252.1055	Structures & Improvements - Water Treatment	Jul-09	359	(196)	
252.1055	Structures & Improvements - Water Treatment	Aug-09	359	(197)	
252.1055	Structures & Improvements - Water Treatment	Sep-09	359	(198)	
252.1055	Structures & Improvements - Water Treatment	Oct-09	359	(199)	
252.1055	Structures & Improvements - Water Treatment	Nov-09	359	(200)	
252.1055	Structures & Improvements - Water Treatment	Dec-09	359	(200)	
					A/D
					A/D at 12/31/09 (200)
					A/D at 12/31/08 (189)
					Adjustment <input type="text" value="(11)"/>

<u>Account</u>	<u>Description</u>	<u>Year/Month</u>	<u>Plant Balance</u>	<u>A/D</u>
252.1080	Wells & Springs	Jan-09	325	163
252.1080	Wells & Springs	Feb-09	325	162
252.1080	Wells & Springs	Mar-09	325	161
252.1080	Wells & Springs	Apr-09	325	160
252.1080	Wells & Springs	May-09	325	160
252.1080	Wells & Springs	Jun-09	325	159
252.1080	Wells & Springs	Jul-09	325	158
252.1080	Wells & Springs	Aug-09	325	157

252.1080 Wells & Springs	Sep-09	325	156	
252.1080 Wells & Springs	Oct-09	325	155	
252.1080 Wells & Springs	Nov-09	325	154	A/D
252.1080 Wells & Springs	Dec-09	325	153	A/D at 12/31/09 153
				A/D at 12/31/08 164
				Adjustment <input type="text" value="(11)"/>

<u>Account</u>	<u>Description</u>	<u>Year/Month</u>	<u>Plant Balance</u>	<u>A/D</u>	
252.1115	Water Treatment Equipment	Jan-09	34	(4)	
252.1115	Water Treatment Equipment	Feb-09	34	(4)	
252.1115	Water Treatment Equipment	Mar-09	34	(4)	
252.1115	Water Treatment Equipment	Apr-09	34	(4)	
252.1115	Water Treatment Equipment	May-09	34	(4)	
252.1115	Water Treatment Equipment	Jun-09	34	(4)	
252.1115	Water Treatment Equipment	Jul-09	34	(4)	
252.1115	Water Treatment Equipment	Aug-09	34	(4)	
252.1115	Water Treatment Equipment	Sep-09	34	(5)	
252.1115	Water Treatment Equipment	Oct-09	34	(5)	
252.1115	Water Treatment Equipment	Nov-09	34	(5)	A/D
252.1115	Water Treatment Equipment	Dec-09	34	(5)	A/D at 12/31/09 (5)
					A/D at 12/31/08 (3)
					Adjustment <input type="text" value="(2)"/>

<u>Account</u>	<u>Description</u>	<u>Year/Month</u>	<u>Plant Balance</u>	<u>A/D</u>	
252.1120	Distribution Reservoirs & Standpipes	Jan-09	3,761	(696)	
252.1120	Distribution Reservoirs & Standpipes	Feb-09	3,761	(704)	
252.1120	Distribution Reservoirs & Standpipes	Mar-09	3,761	(712)	
252.1120	Distribution Reservoirs & Standpipes	Apr-09	3,761	(721)	
252.1120	Distribution Reservoirs & Standpipes	May-09	3,761	(729)	
252.1120	Distribution Reservoirs & Standpipes	Jun-09	3,761	(738)	
252.1120	Distribution Reservoirs & Standpipes	Jul-09	3,761	(746)	
252.1120	Distribution Reservoirs & Standpipes	Aug-09	3,761	(755)	
252.1120	Distribution Reservoirs & Standpipes	Sep-09	3,761	(763)	
252.1120	Distribution Reservoirs & Standpipes	Oct-09	3,761	(772)	
252.1120	Distribution Reservoirs & Standpipes	Nov-09	3,761	(780)	A/D
252.1120	Distribution Reservoirs & Standpipes	Dec-09	3,761	(789)	A/D at 12/31/09 (789)
					A/D at 12/31/08 (687)
					Adjustment <input type="text" value="(102)"/>

<u>Account</u>	<u>Description</u>	<u>Year/Month</u>	<u>Plant Balance</u>	<u>A/D</u>	
252.1125	Transmission & Distribution Mains	Jan-09	83,949	(43,145)	
252.1125	Transmission & Distribution Mains	Feb-09	83,949	(43,308)	
252.1125	Transmission & Distribution Mains	Mar-09	83,949	(43,470)	
252.1125	Transmission & Distribution Mains	Apr-09	83,949	(43,633)	
252.1125	Transmission & Distribution Mains	May-09	83,949	(43,796)	
252.1125	Transmission & Distribution Mains	Jun-09	83,949	(43,959)	
252.1125	Transmission & Distribution Mains	Jul-09	83,949	(44,121)	
252.1125	Transmission & Distribution Mains	Aug-09	83,949	(44,284)	
252.1125	Transmission & Distribution Mains	Sep-09	83,949	(44,447)	
252.1125	Transmission & Distribution Mains	Oct-09	83,949	(44,609)	
252.1125	Transmission & Distribution Mains	Nov-09	83,949	(44,772)	A/D
252.1125	Transmission & Distribution Mains	Dec-09	83,949	(44,935)	A/D at 12/31/09 (44,935)
					A/D at 12/31/08 (42,982)
					Adjustment <input type="text" value="(1,952)"/>

<u>Account</u>	<u>Description</u>	<u>Year/Month</u>	<u>Plant Balance</u>	<u>A/D</u>
252.1130	Service Lines	Jan-09	21,689	(10,019)
252.1130	Service Lines	Feb-09	21,689	(10,064)
252.1130	Service Lines	Mar-09	21,689	(10,110)
252.1130	Service Lines	Apr-09	21,689	(10,155)
252.1130	Service Lines	May-09	21,689	(10,200)

252.1130 Service Lines	Jun-09	21,689	(10,245)	
252.1130 Service Lines	Jul-09	21,689	(10,290)	
252.1130 Service Lines	Aug-09	21,689	(10,335)	
252.1130 Service Lines	Sep-09	21,689	(10,381)	
252.1130 Service Lines	Oct-09	21,689	(10,426)	
252.1130 Service Lines	Nov-09	21,689	(10,471)	
252.1130 Service Lines	Dec-09	21,689	(10,516)	
				A/D
				A/D at 12/31/09 (10,516)
				A/D at 12/31/08 (9,974)
				Adjustment <span style="border: 1px solid black;">(542)</span>

<u>Account</u>	<u>Description</u>	<u>Year/Month</u>	<u>Plant Balance</u>	<u>A/D</u>	
252.1135 Meters		Jan-09	23,032	(21,293)	
252.1135 Meters		Feb-09	23,032	(21,389)	
252.1135 Meters		Mar-09	23,032	(21,485)	
252.1135 Meters		Apr-09	23,032	(21,581)	
252.1135 Meters		May-09	23,032	(21,677)	
252.1135 Meters		Jun-09	23,032	(21,773)	
252.1135 Meters		Jul-09	23,032	(21,869)	
252.1135 Meters		Aug-09	23,032	(21,965)	
252.1135 Meters		Sep-09	23,032	(22,061)	
252.1135 Meters		Oct-09	23,032	(22,157)	
252.1135 Meters		Nov-09	23,032	(22,253)	
252.1135 Meters		Dec-09	23,032	(22,349)	
					A/D
					A/D at 12/31/09 (22,349)
					A/D at 12/31/08 (21,197)
					Adjustment <span style="border: 1px solid black;">(1,152)</span>

<u>Account</u>	<u>Description</u>	<u>Year/Month</u>	<u>Plant Balance</u>	<u>A/D</u>	
252.1140 Meter Installations		Jan-09	2,629	(565)	
252.1140 Meter Installations		Feb-09	2,629	(576)	
252.1140 Meter Installations		Mar-09	2,629	(587)	
252.1140 Meter Installations		Apr-09	2,629	(598)	
252.1140 Meter Installations		May-09	2,629	(609)	
252.1140 Meter Installations		Jun-09	2,629	(620)	
252.1140 Meter Installations		Jul-09	2,629	(631)	
252.1140 Meter Installations		Aug-09	2,629	(642)	
252.1140 Meter Installations		Sep-09	2,629	(653)	
252.1140 Meter Installations		Oct-09	2,629	(664)	
252.1140 Meter Installations		Nov-09	2,629	(675)	
252.1140 Meter Installations		Dec-09	2,629	(686)	
					A/D
					A/D at 12/31/09 (686)
					A/D at 12/31/08 (554)
					Adjustment <span style="border: 1px solid black;">(131)</span>

<u>Account</u>	<u>Description</u>	<u>Year/Month</u>	<u>Plant Balance</u>	<u>A/D</u>	
252.1145 Hydrants		Jan-09	28	(18)	
252.1145 Hydrants		Feb-09	28	(18)	
252.1145 Hydrants		Mar-09	28	(18)	
252.1145 Hydrants		Apr-09	28	(18)	
252.1145 Hydrants		May-09	28	(18)	
252.1145 Hydrants		Jun-09	28	(18)	
252.1145 Hydrants		Jul-09	28	(18)	
252.1145 Hydrants		Aug-09	28	(18)	
252.1145 Hydrants		Sep-09	28	(19)	
252.1145 Hydrants		Oct-09	28	(19)	
252.1145 Hydrants		Nov-09	28	(19)	
252.1145 Hydrants		Dec-09	28	(19)	
					A/D
					A/D at 12/31/09 (19)
					A/D at 12/31/08 (18)
					Adjustment <span style="border: 1px solid black;">(1)</span>

<u>Account</u>	<u>Description</u>	<u>Year/Month</u>	<u>Plant Balance</u>	<u>A/D</u>
252.1190 Tools, Shop, & Miscellaneous Equipment		Jan-09	445	(86)
252.1190 Tools, Shop, & Miscellaneous Equipment		Feb-09	445	(88)

252.1190 Tools, Shop, & Miscellaneous Equipment	Mar-09	445	(90)	
252.1190 Tools, Shop, & Miscellaneous Equipment	Apr-09	445	(93)	
252.1190 Tools, Shop, & Miscellaneous Equipment	May-09	445	(95)	
252.1190 Tools, Shop, & Miscellaneous Equipment	Jun-09	445	(97)	
252.1190 Tools, Shop, & Miscellaneous Equipment	Jul-09	445	(100)	
252.1190 Tools, Shop, & Miscellaneous Equipment	Aug-09	445	(102)	
252.1190 Tools, Shop, & Miscellaneous Equipment	Sep-09	445	(104)	
252.1190 Tools, Shop, & Miscellaneous Equipment	Oct-09	445	(107)	
252.1190 Tools, Shop, & Miscellaneous Equipment	Nov-09	445	(109)	
252.1190 Tools, Shop, & Miscellaneous Equipment	Dec-09	445	(111)	
				A/D
				A/D at 12/31/09 (111)
				A/D at 12/31/08 (83)
				Adjustment <input type="text" value="(28)"/>

<u>Account</u>	<u>Description</u>	<u>Year/Month</u>	<u>Plant Balance</u>	<u>A/D</u>	
252.1220 Other Tangible Plant - Water		Jan-09	(7,980)	22,589	
252.1220 Other Tangible Plant - Water		Feb-09	(7,980)	22,589	
252.1220 Other Tangible Plant - Water		Mar-09	(7,980)	22,589	
252.1220 Other Tangible Plant - Water		Apr-09	(7,980)	22,589	
252.1220 Other Tangible Plant - Water		May-09	(7,980)	22,589	
252.1220 Other Tangible Plant - Water		Jun-09	(7,980)	22,589	
252.1220 Other Tangible Plant - Water		Jul-09	(7,980)	22,589	
252.1220 Other Tangible Plant - Water		Aug-09	(7,980)	22,589	
252.1220 Other Tangible Plant - Water		Sep-09	(7,980)	22,589	
252.1220 Other Tangible Plant - Water		Oct-09	(7,980)	22,589	
252.1220 Other Tangible Plant - Water		Nov-09	(7,980)	22,589	
252.1220 Other Tangible Plant - Water		Dec-09	(7,980)	22,589	
					A/D
					A/D at 12/31/09 22,589
					A/D at 12/31/08 22,589
					Adjustment <input type="text" value="-"/>

<u>Account</u>	<u>Description</u>	<u>Year/Month</u>	<u>Plant Balance</u>	<u>A/D</u>	
252.3265 CIAC - Structures & Improvements - Source of Supply		Jan-09	(1,000)	190	
252.3265 CIAC - Structures & Improvements - Source of Supply		Feb-09	(1,000)	192	
252.3265 CIAC - Structures & Improvements - Source of Supply		Mar-09	(1,000)	195	
252.3265 CIAC - Structures & Improvements - Source of Supply		Apr-09	(1,000)	198	
252.3265 CIAC - Structures & Improvements - Source of Supply		May-09	(1,000)	200	
252.3265 CIAC - Structures & Improvements - Source of Supply		Jun-09	(1,000)	203	
252.3265 CIAC - Structures & Improvements - Source of Supply		Jul-09	(1,000)	205	
252.3265 CIAC - Structures & Improvements - Source of Supply		Aug-09	(1,000)	208	
252.3265 CIAC - Structures & Improvements - Source of Supply		Sep-09	(1,000)	211	
252.3265 CIAC - Structures & Improvements - Source of Supply		Oct-09	(1,000)	213	
252.3265 CIAC - Structures & Improvements - Source of Supply		Nov-09	(1,000)	216	
252.3265 CIAC - Structures & Improvements - Source of Supply		Dec-09	(1,000)	218	
					A/D
					A/D at 12/31/09 218
					A/D at 12/31/08 187
					Adjustment <input type="text" value="31"/>

<u>Account</u>	<u>Description</u>	<u>Year/Month</u>	<u>Plant Balance</u>	<u>A/D</u>	
252.3270 CIAC - Structures & Improvements - Water Treatment		Jan-09	(84)	16	
252.3270 CIAC - Structures & Improvements - Water Treatment		Feb-09	(84)	16	
252.3270 CIAC - Structures & Improvements - Water Treatment		Mar-09	(84)	17	
252.3270 CIAC - Structures & Improvements - Water Treatment		Apr-09	(84)	17	
252.3270 CIAC - Structures & Improvements - Water Treatment		May-09	(84)	17	
252.3270 CIAC - Structures & Improvements - Water Treatment		Jun-09	(84)	17	
252.3270 CIAC - Structures & Improvements - Water Treatment		Jul-09	(84)	17	
252.3270 CIAC - Structures & Improvements - Water Treatment		Aug-09	(84)	18	
252.3270 CIAC - Structures & Improvements - Water Treatment		Sep-09	(84)	18	
252.3270 CIAC - Structures & Improvements - Water Treatment		Oct-09	(84)	18	
252.3270 CIAC - Structures & Improvements - Water Treatment		Nov-09	(84)	18	
252.3270 CIAC - Structures & Improvements - Water Treatment		Dec-09	(84)	19	
					A/D
					A/D at 12/31/09 19
					A/D at 12/31/08 16
					Adjustment <input type="text" value="3"/>

<u>Account</u>	<u>Description</u>	<u>Year/Month</u>	<u>Plant Balance</u>	<u>A/D</u>	
252.3295	CIAC - Wells & Springs	Jan-09	(3,188)	646	
252.3295	CIAC - Wells & Springs	Feb-09	(3,188)	655	
252.3295	CIAC - Wells & Springs	Mar-09	(3,188)	664	
252.3295	CIAC - Wells & Springs	Apr-09	(3,188)	673	
252.3295	CIAC - Wells & Springs	May-09	(3,188)	682	
252.3295	CIAC - Wells & Springs	Jun-09	(3,188)	691	
252.3295	CIAC - Wells & Springs	Jul-09	(3,188)	699	
252.3295	CIAC - Wells & Springs	Aug-09	(3,188)	708	
252.3295	CIAC - Wells & Springs	Sep-09	(3,188)	717	
252.3295	CIAC - Wells & Springs	Oct-09	(3,188)	726	
252.3295	CIAC - Wells & Springs	Nov-09	(3,188)	735	
252.3295	CIAC - Wells & Springs	Dec-09	(3,188)	744	
					A/D
					A/D at 12/31/09 744
					A/D at 12/31/08 637
					Adjustment <span style="border: 1px solid black; padding: 2px;">106</span>

<u>Account</u>	<u>Description</u>	<u>Year/Month</u>	<u>Plant Balance</u>	<u>A/D</u>	
252.3315	CIAC - Electric Pump Equipment - Source of Supply	Jan-09	(5,021)	1,527	
252.3315	CIAC - Electric Pump Equipment - Source of Supply	Feb-09	(5,021)	1,548	
252.3315	CIAC - Electric Pump Equipment - Source of Supply	Mar-09	(5,021)	1,569	
252.3315	CIAC - Electric Pump Equipment - Source of Supply	Apr-09	(5,021)	1,590	
252.3315	CIAC - Electric Pump Equipment - Source of Supply	May-09	(5,021)	1,611	
252.3315	CIAC - Electric Pump Equipment - Source of Supply	Jun-09	(5,021)	1,632	
252.3315	CIAC - Electric Pump Equipment - Source of Supply	Jul-09	(5,021)	1,653	
252.3315	CIAC - Electric Pump Equipment - Source of Supply	Aug-09	(5,021)	1,674	
252.3315	CIAC - Electric Pump Equipment - Source of Supply	Sep-09	(5,021)	1,695	
252.3315	CIAC - Electric Pump Equipment - Source of Supply	Oct-09	(5,021)	1,716	
252.3315	CIAC - Electric Pump Equipment - Source of Supply	Nov-09	(5,021)	1,736	
252.3315	CIAC - Electric Pump Equipment - Source of Supply	Dec-09	(5,021)	1,757	
					A/D
					A/D at 12/31/09 1,757
					A/D at 12/31/08 1,506
					Adjustment <span style="border: 1px solid black; padding: 2px;">251</span>

<u>Account</u>	<u>Description</u>	<u>Year/Month</u>	<u>Plant Balance</u>	<u>A/D</u>	
252.3330	CIAC - Water Treatment Equipment	Jan-09	(830)	230	
252.3330	CIAC - Water Treatment Equipment	Feb-09	(830)	233	
252.3330	CIAC - Water Treatment Equipment	Mar-09	(830)	236	
252.3330	CIAC - Water Treatment Equipment	Apr-09	(830)	239	
252.3330	CIAC - Water Treatment Equipment	May-09	(830)	242	
252.3330	CIAC - Water Treatment Equipment	Jun-09	(830)	245	
252.3330	CIAC - Water Treatment Equipment	Jul-09	(830)	248	
252.3330	CIAC - Water Treatment Equipment	Aug-09	(830)	252	
252.3330	CIAC - Water Treatment Equipment	Sep-09	(830)	255	
252.3330	CIAC - Water Treatment Equipment	Oct-09	(830)	258	
252.3330	CIAC - Water Treatment Equipment	Nov-09	(830)	261	
252.3330	CIAC - Water Treatment Equipment	Dec-09	(830)	264	
					A/D
					A/D at 12/31/09 264
					A/D at 12/31/08 226
					Adjustment <span style="border: 1px solid black; padding: 2px;">38</span>

<u>Account</u>	<u>Description</u>	<u>Year/Month</u>	<u>Plant Balance</u>	<u>A/D</u>	
252.3335	CIAC - Distribution Reservoirs & Standpipes	Jan-09	(541)	89	
252.3335	CIAC - Distribution Reservoirs & Standpipes	Feb-09	(541)	90	
252.3335	CIAC - Distribution Reservoirs & Standpipes	Mar-09	(541)	91	
252.3335	CIAC - Distribution Reservoirs & Standpipes	Apr-09	(541)	93	
252.3335	CIAC - Distribution Reservoirs & Standpipes	May-09	(541)	94	
252.3335	CIAC - Distribution Reservoirs & Standpipes	Jun-09	(541)	95	
252.3335	CIAC - Distribution Reservoirs & Standpipes	Jul-09	(541)	96	
252.3335	CIAC - Distribution Reservoirs & Standpipes	Aug-09	(541)	98	
252.3335	CIAC - Distribution Reservoirs & Standpipes	Sep-09	(541)	99	
252.3335	CIAC - Distribution Reservoirs & Standpipes	Oct-09	(541)	100	
252.3335	CIAC - Distribution Reservoirs & Standpipes	Nov-09	(541)	101	
252.3335	CIAC - Distribution Reservoirs & Standpipes	Dec-09	(541)	102	
					A/D
					A/D at 12/31/09 102
					A/D at 12/31/08 88

<u>Account</u>	<u>Description</u>	<u>Year/Month</u>	<u>Plant Balance</u>	<u>A/D</u>
252.3340	CIAC - Transmission & Distribution Mains	Jan-09	(13,692)	1,938
252.3340	CIAC - Transmission & Distribution Mains	Feb-09	(13,692)	1,965
252.3340	CIAC - Transmission & Distribution Mains	Mar-09	(13,692)	1,991
252.3340	CIAC - Transmission & Distribution Mains	Apr-09	(13,692)	2,018
252.3340	CIAC - Transmission & Distribution Mains	May-09	(13,692)	2,044
252.3340	CIAC - Transmission & Distribution Mains	Jun-09	(13,692)	2,071
252.3340	CIAC - Transmission & Distribution Mains	Jul-09	(13,692)	2,098
252.3340	CIAC - Transmission & Distribution Mains	Aug-09	(13,692)	2,124
252.3340	CIAC - Transmission & Distribution Mains	Sep-09	(13,692)	2,151
252.3340	CIAC - Transmission & Distribution Mains	Oct-09	(13,692)	2,177
252.3340	CIAC - Transmission & Distribution Mains	Nov-09	(13,692)	2,204
252.3340	CIAC - Transmission & Distribution Mains	Dec-09	(13,692)	2,230

A/D  
A/D at 12/31/09 2,230  
A/D at 12/31/08 1,912  
Adjustment 318

<u>Account</u>	<u>Description</u>	<u>Year/Month</u>	<u>Plant Balance</u>	<u>A/D</u>
252.3345	CIAC - Service Lines	Jan-09	(3,328)	589
252.3345	CIAC - Service Lines	Feb-09	(3,328)	596
252.3345	CIAC - Service Lines	Mar-09	(3,328)	603
252.3345	CIAC - Service Lines	Apr-09	(3,328)	610
252.3345	CIAC - Service Lines	May-09	(3,328)	617
252.3345	CIAC - Service Lines	Jun-09	(3,328)	624
252.3345	CIAC - Service Lines	Jul-09	(3,328)	631
252.3345	CIAC - Service Lines	Aug-09	(3,328)	638
252.3345	CIAC - Service Lines	Sep-09	(3,328)	645
252.3345	CIAC - Service Lines	Oct-09	(3,328)	652
252.3345	CIAC - Service Lines	Nov-09	(3,328)	659
252.3345	CIAC - Service Lines	Dec-09	(3,328)	666

A/D  
A/D at 12/31/09 666  
A/D at 12/31/08 582  
Adjustment 83

<u>Account</u>	<u>Description</u>	<u>Year/Month</u>	<u>Plant Balance</u>	<u>A/D</u>
252.3350	CIAC - Meters	Jan-09	(4,255)	1,294
252.3350	CIAC - Meters	Feb-09	(4,255)	1,312
252.3350	CIAC - Meters	Mar-09	(4,255)	1,330
252.3350	CIAC - Meters	Apr-09	(4,255)	1,347
252.3350	CIAC - Meters	May-09	(4,255)	1,365
252.3350	CIAC - Meters	Jun-09	(4,255)	1,383
252.3350	CIAC - Meters	Jul-09	(4,255)	1,401
252.3350	CIAC - Meters	Aug-09	(4,255)	1,418
252.3350	CIAC - Meters	Sep-09	(4,255)	1,436
252.3350	CIAC - Meters	Oct-09	(4,255)	1,454
252.3350	CIAC - Meters	Nov-09	(4,255)	1,472
252.3350	CIAC - Meters	Dec-09	(4,255)	1,489

A/D  
A/D at 12/31/09 1,489  
A/D at 12/31/08 1,277  
Adjustment 213

<u>Account</u>	<u>Description</u>	<u>Year/Month</u>	<u>Plant Balance</u>	<u>A/D</u>
252.3355	CIAC - Meter Installations	Jan-09	(43)	13
252.3355	CIAC - Meter Installations	Feb-09	(43)	13
252.3355	CIAC - Meter Installations	Mar-09	(43)	13
252.3355	CIAC - Meter Installations	Apr-09	(43)	14
252.3355	CIAC - Meter Installations	May-09	(43)	14
252.3355	CIAC - Meter Installations	Jun-09	(43)	14
252.3355	CIAC - Meter Installations	Jul-09	(43)	14
252.3355	CIAC - Meter Installations	Aug-09	(43)	14
252.3355	CIAC - Meter Installations	Sep-09	(43)	14
252.3355	CIAC - Meter Installations	Oct-09	(43)	15

252.3355 CIAC - Meter Installations	Nov-09	(43)	15		A/D
252.3355 CIAC - Meter Installations	Dec-09	(43)	15		A/D at 12/31/09 15
					A/D at 12/31/08 13
					Adjustment <input type="text" value="2"/>

<u>Account</u>	<u>Description</u>	<u>Year/Month</u>	<u>Plant Balance</u>	<u>A/D</u>	
252.3360 CIAC - Hydrants		Jan-09	(5)	1	
252.3360 CIAC - Hydrants		Feb-09	(5)	1	
252.3360 CIAC - Hydrants		Mar-09	(5)	1	
252.3360 CIAC - Hydrants		Apr-09	(5)	1	
252.3360 CIAC - Hydrants		May-09	(5)	1	
252.3360 CIAC - Hydrants		Jun-09	(5)	1	
252.3360 CIAC - Hydrants		Jul-09	(5)	1	
252.3360 CIAC - Hydrants		Aug-09	(5)	1	
252.3360 CIAC - Hydrants		Sep-09	(5)	1	
252.3360 CIAC - Hydrants		Oct-09	(5)	1	
252.3360 CIAC - Hydrants		Nov-09	(5)	1	
252.3360 CIAC - Hydrants		Dec-09	(5)	1	
					A/D
					A/D at 12/31/09 1
					A/D at 12/31/08 1
					Adjustment <input type="text" value="0"/>

<u>Account</u>	<u>Description</u>	<u>Year/Month</u>	<u>Plant Balance</u>	<u>A/D</u>	
252.3435 CIAC - Water Tap		Jan-09	(6,966)	23,974	
252.3435 CIAC - Water Tap		Feb-09	(6,966)	23,974	
252.3435 CIAC - Water Tap		Mar-09	(6,966)	23,974	
252.3435 CIAC - Water Tap		Apr-09	(6,966)	23,974	
252.3435 CIAC - Water Tap		May-09	(6,966)	23,974	
252.3435 CIAC - Water Tap		Jun-09	(6,966)	23,974	
252.3435 CIAC - Water Tap		Jul-09	(6,966)	23,974	
252.3435 CIAC - Water Tap		Aug-09	(6,966)	23,974	
252.3435 CIAC - Water Tap		Sep-09	(6,966)	23,974	
252.3435 CIAC - Water Tap		Oct-09	(6,966)	23,974	
252.3435 CIAC - Water Tap		Nov-09	(6,966)	23,974	
252.3435 CIAC - Water Tap		Dec-09	(6,966)	23,974	
					A/D
					A/D at 12/31/09 23,974
					A/D at 12/31/08 23,974
					Adjustment <input type="text" value="-"/>



**UTILITIES, INC. OF FLORIDA - PASCO COUNTY  
EXTRA YEAR OF A/D AND A/A  
2009**

<u>Account</u>	<u>Description</u>	<u>Year/Month</u>	<u>Plant Balance</u>	<u>A/D</u>	
252.1020	Organization	Jan-09	434	19,003	
252.1020	Organization	Feb-09	434	19,003	
252.1020	Organization	Mar-09	434	19,003	
252.1020	Organization	Apr-09	434	19,003	
252.1020	Organization	May-09	434	19,003	
252.1020	Organization	Jun-09	434	19,003	
252.1020	Organization	Jul-09	434	19,003	
252.1020	Organization	Aug-09	434	19,003	
252.1020	Organization	Sep-09	434	19,003	
252.1020	Organization	Oct-09	434	19,003	
252.1020	Organization	Nov-09	434	19,003	
252.1020	Organization	Dec-09	434	19,003	
					A/D
					A/D at 12/31/09 19,003
					A/D at 12/31/08 19,003
					Adjustment <input type="text" value="-"/>

<u>Account</u>	<u>Description</u>	<u>Year/Month</u>	<u>Plant Balance</u>	<u>A/D</u>	
252.1025	Franchises	Jan-09	5,446	(420)	
252.1025	Franchises	Feb-09	5,446	(431)	
252.1025	Franchises	Mar-09	5,446	(443)	
252.1025	Franchises	Apr-09	5,446	(454)	
252.1025	Franchises	May-09	5,446	(465)	
252.1025	Franchises	Jun-09	5,446	(477)	
252.1025	Franchises	Jul-09	5,446	(488)	
252.1025	Franchises	Aug-09	5,446	(499)	
252.1025	Franchises	Sep-09	5,446	(511)	
252.1025	Franchises	Oct-09	5,446	(522)	
252.1025	Franchises	Nov-09	5,446	(533)	
252.1025	Franchises	Dec-09	5,446	(545)	
					A/D
					A/D at 12/31/09 (545)
					A/D at 12/31/08 (408)
					Adjustment <input type="text" value="(136)"/>

<u>Account</u>	<u>Description</u>	<u>Year/Month</u>	<u>Plant Balance</u>	<u>A/D</u>	
252.1050	Structures & Improvements - Source of Supply	Jan-09	103,521	(29,857)	
252.1050	Structures & Improvements - Source of Supply	Feb-09	103,521	(30,126)	
252.1050	Structures & Improvements - Source of Supply	Mar-09	103,521	(30,396)	
252.1050	Structures & Improvements - Source of Supply	Apr-09	103,521	(30,665)	
252.1050	Structures & Improvements - Source of Supply	May-09	103,521	(30,935)	
252.1050	Structures & Improvements - Source of Supply	Jun-09	103,521	(31,205)	
252.1050	Structures & Improvements - Source of Supply	Jul-09	103,521	(31,474)	
252.1050	Structures & Improvements - Source of Supply	Aug-09	103,521	(31,744)	
252.1050	Structures & Improvements - Source of Supply	Sep-09	103,521	(32,013)	
252.1050	Structures & Improvements - Source of Supply	Oct-09	103,521	(32,283)	
252.1050	Structures & Improvements - Source of Supply	Nov-09	103,521	(32,553)	
252.1050	Structures & Improvements - Source of Supply	Dec-09	103,521	(32,822)	
					A/D
					A/D at 12/31/09 (32,822)
					A/D at 12/31/08 (29,587)
					Adjustment <input type="text" value="(3,235)"/>

<u>Account</u>	<u>Description</u>	<u>Year/Month</u>	<u>Plant Balance</u>	<u>A/D</u>	
252.1055	Structures & Improvements - Water Treatment	Jan-09	339,883	(11,623)	
252.1055	Structures & Improvements - Water Treatment	Feb-09	339,883	(12,508)	
252.1055	Structures & Improvements - Water Treatment	Mar-09	339,883	(13,393)	
252.1055	Structures & Improvements - Water Treatment	Apr-09	339,883	(14,278)	
252.1055	Structures & Improvements - Water Treatment	May-09	339,883	(15,164)	
252.1055	Structures & Improvements - Water Treatment	Jun-09	339,883	(16,049)	
252.1055	Structures & Improvements - Water Treatment	Jul-09	339,883	(16,934)	
252.1055	Structures & Improvements - Water Treatment	Aug-09	339,883	(17,819)	
252.1055	Structures & Improvements - Water Treatment	Sep-09	339,883	(18,704)	
252.1055	Structures & Improvements - Water Treatment	Oct-09	339,883	(19,589)	
252.1055	Structures & Improvements - Water Treatment	Nov-09	339,883	(20,474)	
252.1055	Structures & Improvements - Water Treatment	Dec-09	339,883	(21,359)	
					A/D
					A/D at 12/31/09 (21,359)
					A/D at 12/31/08 (10,738)
					Adjustment <input type="text" value="(10,621)"/>

<u>Account</u>	<u>Description</u>	<u>Year/Month</u>	<u>Plant Balance</u>	<u>A/D</u>	
252.1060	Structures & Improvements - Transmission & Distribution	Jan-09	3,414	(71)	
252.1060	Structures & Improvements - Transmission & Distribution	Feb-09	3,414	(80)	
252.1060	Structures & Improvements - Transmission & Distribution	Mar-09	3,414	(89)	
252.1060	Structures & Improvements - Transmission & Distribution	Apr-09	3,414	(98)	
252.1060	Structures & Improvements - Transmission & Distribution	May-09	3,414	(107)	
252.1060	Structures & Improvements - Transmission & Distribution	Jun-09	3,414	(116)	
252.1060	Structures & Improvements - Transmission & Distribution	Jul-09	3,414	(124)	
252.1060	Structures & Improvements - Transmission & Distribution	Aug-09	3,414	(133)	
252.1060	Structures & Improvements - Transmission & Distribution	Sep-09	3,414	(142)	
252.1060	Structures & Improvements - Transmission & Distribution	Oct-09	3,414	(151)	
252.1060	Structures & Improvements - Transmission & Distribution	Nov-09	3,414	(160)	
252.1060	Structures & Improvements - Transmission & Distribution	Dec-09	3,414	(169)	
					A/D
					A/D at 12/31/09 (169)
					A/D at 12/31/08 (62)
					Adjustment (107)

<u>Account</u>	<u>Description</u>	<u>Year/Month</u>	<u>Plant Balance</u>	<u>A/D</u>	
252.1080	Wells & Springs	Jan-09	351,962	(103,177)	
252.1080	Wells & Springs	Feb-09	351,962	(104,155)	
252.1080	Wells & Springs	Mar-09	351,962	(105,133)	
252.1080	Wells & Springs	Apr-09	351,962	(106,110)	
252.1080	Wells & Springs	May-09	351,962	(107,088)	
252.1080	Wells & Springs	Jun-09	351,962	(108,066)	
252.1080	Wells & Springs	Jul-09	351,962	(109,043)	
252.1080	Wells & Springs	Aug-09	351,962	(110,021)	
252.1080	Wells & Springs	Sep-09	351,962	(110,999)	
252.1080	Wells & Springs	Oct-09	351,962	(111,976)	
252.1080	Wells & Springs	Nov-09	351,962	(112,954)	
252.1080	Wells & Springs	Dec-09	351,962	(113,932)	
					A/D
					A/D at 12/31/09 (113,932)
					A/D at 12/31/08 (102,200)
					Adjustment (11,732)

<u>Account</u>	<u>Description</u>	<u>Year/Month</u>	<u>Plant Balance</u>	<u>A/D</u>	
252.1090	Supply Mains	Jan-09	357,937	233,996	
252.1090	Supply Mains	Feb-09	357,937	233,144	
252.1090	Supply Mains	Mar-09	357,937	232,291	
252.1090	Supply Mains	Apr-09	357,937	231,439	
252.1090	Supply Mains	May-09	357,937	230,587	
252.1090	Supply Mains	Jun-09	357,937	229,735	
252.1090	Supply Mains	Jul-09	357,937	228,882	
252.1090	Supply Mains	Aug-09	357,937	228,030	
252.1090	Supply Mains	Sep-09	357,937	227,178	
252.1090	Supply Mains	Oct-09	357,937	226,326	
252.1090	Supply Mains	Nov-09	357,937	225,473	
252.1090	Supply Mains	Dec-09	357,937	224,621	
					A/D
					A/D at 12/31/09 224,621
					A/D at 12/31/08 234,848
					Adjustment (10,227)

<u>Account</u>	<u>Description</u>	<u>Year/Month</u>	<u>Plant Balance</u>	<u>A/D</u>	
252.1095	Power Generation Equipment	Jan-09	1,312	(917)	
252.1095	Power Generation Equipment	Feb-09	1,312	(923)	
252.1095	Power Generation Equipment	Mar-09	1,312	(928)	
252.1095	Power Generation Equipment	Apr-09	1,312	(933)	
252.1095	Power Generation Equipment	May-09	1,312	(939)	
252.1095	Power Generation Equipment	Jun-09	1,312	(944)	
252.1095	Power Generation Equipment	Jul-09	1,312	(950)	
252.1095	Power Generation Equipment	Aug-09	1,312	(955)	
252.1095	Power Generation Equipment	Sep-09	1,312	(961)	
252.1095	Power Generation Equipment	Oct-09	1,312	(966)	
252.1095	Power Generation Equipment	Nov-09	1,312	(972)	
252.1095	Power Generation Equipment	Dec-09	1,312	(977)	
					A/D
					A/D at 12/31/09 (977)
					A/D at 12/31/08 (912)
					Adjustment (66)

<u>Account</u>	<u>Description</u>	<u>Year/Month</u>	<u>Plant Balance</u>	<u>A/D</u>
252.1105	Electric Pump Equipment - Water Treatment	Jan-09	159,543	(118,324)
252.1105	Electric Pump Equipment - Water Treatment	Feb-09	159,543	(118,989)

252.1105 Electric Pump Equipment - Water Treatment	Mar-09	159,543	(119,654)	
252.1105 Electric Pump Equipment - Water Treatment	Apr-09	159,543	(120,318)	
252.1105 Electric Pump Equipment - Water Treatment	May-09	159,543	(120,983)	
252.1105 Electric Pump Equipment - Water Treatment	Jun-09	159,543	(121,648)	
252.1105 Electric Pump Equipment - Water Treatment	Jul-09	159,543	(122,313)	
252.1105 Electric Pump Equipment - Water Treatment	Aug-09	159,543	(122,978)	
252.1105 Electric Pump Equipment - Water Treatment	Sep-09	159,543	(123,642)	
252.1105 Electric Pump Equipment - Water Treatment	Oct-09	159,543	(124,307)	
252.1105 Electric Pump Equipment - Water Treatment	Nov-09	159,543	(124,972)	
252.1105 Electric Pump Equipment - Water Treatment	Dec-09	159,543	(125,637)	
				A/D
				A/D at 12/31/09 (125,637)
				A/D at 12/31/08 (117,659)
				Adjustment <input type="text" value="(7,977)"/>

<u>Account</u>	<u>Description</u>	<u>Year/Month</u>	<u>Plant Balance</u>	<u>A/D</u>	
252.1110 Electric Pump Equipment - Transmission & Distribution		Jan-09	102	(25,609)	
252.1110 Electric Pump Equipment - Transmission & Distribution		Feb-09	102	(25,609)	
252.1110 Electric Pump Equipment - Transmission & Distribution		Mar-09	102	(25,609)	
252.1110 Electric Pump Equipment - Transmission & Distribution		Apr-09	102	(25,609)	
252.1110 Electric Pump Equipment - Transmission & Distribution		May-09	102	(25,609)	
252.1110 Electric Pump Equipment - Transmission & Distribution		Jun-09	102	(25,609)	
252.1110 Electric Pump Equipment - Transmission & Distribution		Jul-09	102	(25,609)	
252.1110 Electric Pump Equipment - Transmission & Distribution		Aug-09	102	(25,609)	
252.1110 Electric Pump Equipment - Transmission & Distribution		Sep-09	102	(25,609)	
252.1110 Electric Pump Equipment - Transmission & Distribution		Oct-09	102	(25,609)	
252.1110 Electric Pump Equipment - Transmission & Distribution		Nov-09	102	(25,609)	
252.1110 Electric Pump Equipment - Transmission & Distribution		Dec-09	102	(25,609)	
					A/D
					A/D at 12/31/09 (25,609)
					A/D at 12/31/08 (25,609)
					Adjustment <input type="text" value="-"/>

<u>Account</u>	<u>Description</u>	<u>Year/Month</u>	<u>Plant Balance</u>	<u>A/D</u>	
252.1115 Water Treatment Equipment		Jan-09	179,237	(31,026)	
252.1115 Water Treatment Equipment		Feb-09	179,237	(31,705)	
252.1115 Water Treatment Equipment		Mar-09	179,237	(32,384)	
252.1115 Water Treatment Equipment		Apr-09	179,237	(33,062)	
252.1115 Water Treatment Equipment		May-09	179,237	(33,741)	
252.1115 Water Treatment Equipment		Jun-09	179,237	(34,420)	
252.1115 Water Treatment Equipment		Jul-09	179,237	(35,099)	
252.1115 Water Treatment Equipment		Aug-09	179,237	(35,778)	
252.1115 Water Treatment Equipment		Sep-09	179,237	(36,457)	
252.1115 Water Treatment Equipment		Oct-09	179,237	(37,136)	
252.1115 Water Treatment Equipment		Nov-09	179,237	(37,815)	
252.1115 Water Treatment Equipment		Dec-09	179,237	(38,494)	
					A/D
					A/D at 12/31/09 (38,494)
					A/D at 12/31/08 (30,347)
					Adjustment <input type="text" value="(8,147)"/>

<u>Account</u>	<u>Description</u>	<u>Year/Month</u>	<u>Plant Balance</u>	<u>A/D</u>	
252.1120 Distribution Reservoirs & Standpipes		Jan-09	297,204	103,431	
252.1120 Distribution Reservoirs & Standpipes		Feb-09	297,204	102,762	
252.1120 Distribution Reservoirs & Standpipes		Mar-09	297,204	102,093	
252.1120 Distribution Reservoirs & Standpipes		Apr-09	297,204	101,423	
252.1120 Distribution Reservoirs & Standpipes		May-09	297,204	100,754	
252.1120 Distribution Reservoirs & Standpipes		Jun-09	297,204	100,084	
252.1120 Distribution Reservoirs & Standpipes		Jul-09	297,204	99,415	
252.1120 Distribution Reservoirs & Standpipes		Aug-09	297,204	98,746	
252.1120 Distribution Reservoirs & Standpipes		Sep-09	297,204	98,076	
252.1120 Distribution Reservoirs & Standpipes		Oct-09	297,204	97,407	
252.1120 Distribution Reservoirs & Standpipes		Nov-09	297,204	96,737	
252.1120 Distribution Reservoirs & Standpipes		Dec-09	297,204	96,068	
					A/D
					A/D at 12/31/09 96,068
					A/D at 12/31/08 104,101
					Adjustment <input type="text" value="(8,033)"/>

<u>Account</u>	<u>Description</u>	<u>Year/Month</u>	<u>Plant Balance</u>	<u>A/D</u>
252.1125 Transmission & Distribution Mains		Jan-09	1,040,336	(195,744)
252.1125 Transmission & Distribution Mains		Feb-09	1,040,336	(197,760)
252.1125 Transmission & Distribution Mains		Mar-09	1,040,336	(199,777)
252.1125 Transmission & Distribution Mains		Apr-09	1,040,336	(201,793)
252.1125 Transmission & Distribution Mains		May-09	1,040,336	(203,809)
252.1125 Transmission & Distribution Mains		Jun-09	1,040,336	(205,825)

252.1125 Transmission & Distribution Mains	Jul-09	1,040,336	(207,841)	
252.1125 Transmission & Distribution Mains	Aug-09	1,040,336	(209,857)	
252.1125 Transmission & Distribution Mains	Sep-09	1,040,336	(211,873)	
252.1125 Transmission & Distribution Mains	Oct-09	1,040,336	(213,890)	
252.1125 Transmission & Distribution Mains	Nov-09	1,040,336	(215,906)	
252.1125 Transmission & Distribution Mains	Dec-09	1,040,336	(217,922)	
				A/D
				A/D at 12/31/09 (217,922)
				A/D at 12/31/08 (193,728)
				Adjustment <span style="border: 1px solid black;">(24,194)</span>

<u>Account</u>	<u>Description</u>	<u>Year/Month</u>	<u>Plant Balance</u>	<u>A/D</u>	
252.1130 Service Lines		Jan-09	453,342	(29,656)	
252.1130 Service Lines		Feb-09	453,342	(30,600)	
252.1130 Service Lines		Mar-09	453,342	(31,545)	
252.1130 Service Lines		Apr-09	453,342	(32,489)	
252.1130 Service Lines		May-09	453,342	(33,434)	
252.1130 Service Lines		Jun-09	453,342	(34,378)	
252.1130 Service Lines		Jul-09	453,342	(35,323)	
252.1130 Service Lines		Aug-09	453,342	(36,267)	
252.1130 Service Lines		Sep-09	453,342	(37,212)	
252.1130 Service Lines		Oct-09	453,342	(38,156)	
252.1130 Service Lines		Nov-09	453,342	(39,101)	
252.1130 Service Lines		Dec-09	453,342	(40,045)	
					A/D
					A/D at 12/31/09 (40,045)
					A/D at 12/31/08 (28,712)
					Adjustment <span style="border: 1px solid black;">(11,334)</span>

<u>Account</u>	<u>Description</u>	<u>Year/Month</u>	<u>Plant Balance</u>	<u>A/D</u>	
252.1135 Meters		Jan-09	242,513	(189,075)	
252.1135 Meters		Feb-09	242,513	(190,086)	
252.1135 Meters		Mar-09	242,513	(191,096)	
252.1135 Meters		Apr-09	242,513	(192,107)	
252.1135 Meters		May-09	242,513	(193,117)	
252.1135 Meters		Jun-09	242,513	(194,128)	
252.1135 Meters		Jul-09	242,513	(195,138)	
252.1135 Meters		Aug-09	242,513	(196,149)	
252.1135 Meters		Sep-09	242,513	(197,159)	
252.1135 Meters		Oct-09	242,513	(198,170)	
252.1135 Meters		Nov-09	242,513	(199,180)	
252.1135 Meters		Dec-09	242,513	(200,190)	
					A/D
					A/D at 12/31/09 (200,190)
					A/D at 12/31/08 (188,065)
					Adjustment <span style="border: 1px solid black;">(12,126)</span>

<u>Account</u>	<u>Description</u>	<u>Year/Month</u>	<u>Plant Balance</u>	<u>A/D</u>	
252.1140 Meter Installations		Jan-09	86,195	(14,197)	
252.1140 Meter Installations		Feb-09	86,195	(14,556)	
252.1140 Meter Installations		Mar-09	86,195	(14,916)	
252.1140 Meter Installations		Apr-09	86,195	(15,275)	
252.1140 Meter Installations		May-09	86,195	(15,634)	
252.1140 Meter Installations		Jun-09	86,195	(15,993)	
252.1140 Meter Installations		Jul-09	86,195	(16,352)	
252.1140 Meter Installations		Aug-09	86,195	(16,711)	
252.1140 Meter Installations		Sep-09	86,195	(17,070)	
252.1140 Meter Installations		Oct-09	86,195	(17,430)	
252.1140 Meter Installations		Nov-09	86,195	(17,789)	
252.1140 Meter Installations		Dec-09	86,195	(18,148)	
					A/D
					A/D at 12/31/09 (18,148)
					A/D at 12/31/08 (13,838)
					Adjustment <span style="border: 1px solid black;">(4,310)</span>

<u>Account</u>	<u>Description</u>	<u>Year/Month</u>	<u>Plant Balance</u>	<u>A/D</u>
252.1145 Hydrants		Jan-09	72,091	(26,720)
252.1145 Hydrants		Feb-09	72,091	(26,854)
252.1145 Hydrants		Mar-09	72,091	(26,987)
252.1145 Hydrants		Apr-09	72,091	(27,121)
252.1145 Hydrants		May-09	72,091	(27,254)
252.1145 Hydrants		Jun-09	72,091	(27,388)
252.1145 Hydrants		Jul-09	72,091	(27,521)
252.1145 Hydrants		Aug-09	72,091	(27,655)
252.1145 Hydrants		Sep-09	72,091	(27,788)
252.1145 Hydrants		Oct-09	72,091	(27,922)

252.1145 Hydrants	Nov-09	72,091	(28,055)		A/D
252.1145 Hydrants	Dec-09	72,091	(28,189)		A/D at 12/31/09 (28,189)
					A/D at 12/31/08 (26,587)
					Adjustment <input type="text" value="(1,602)"/>

<u>Account</u>	<u>Description</u>	<u>Year/Month</u>	<u>Plant Balance</u>	<u>A/D</u>	
252.1180 Office Furniture & Equipment		Jan-09	22,223	(12,680)	
252.1180 Office Furniture & Equipment		Feb-09	22,223	(12,804)	
252.1180 Office Furniture & Equipment		Mar-09	22,223	(12,927)	
252.1180 Office Furniture & Equipment		Apr-09	22,223	(13,051)	
252.1180 Office Furniture & Equipment		May-09	22,223	(13,174)	
252.1180 Office Furniture & Equipment		Jun-09	22,223	(13,298)	
252.1180 Office Furniture & Equipment		Jul-09	22,223	(13,421)	
252.1180 Office Furniture & Equipment		Aug-09	22,223	(13,545)	
252.1180 Office Furniture & Equipment		Sep-09	22,223	(13,668)	
252.1180 Office Furniture & Equipment		Oct-09	22,223	(13,791)	
252.1180 Office Furniture & Equipment		Nov-09	22,223	(13,915)	
252.1180 Office Furniture & Equipment		Dec-09	22,223	(14,038)	
					A/D
					A/D at 12/31/09 (14,038)
					A/D at 12/31/08 (12,557)
					Adjustment <input type="text" value="(1,482)"/>

<u>Account</u>	<u>Description</u>	<u>Year/Month</u>	<u>Plant Balance</u>	<u>A/D</u>	
252.1190 Tools, Shop, & Miscellaneous Equipment		Jan-09	24,356	(36,704)	
252.1190 Tools, Shop, & Miscellaneous Equipment		Feb-09	24,356	(36,830)	
252.1190 Tools, Shop, & Miscellaneous Equipment		Mar-09	24,356	(36,957)	
252.1190 Tools, Shop, & Miscellaneous Equipment		Apr-09	24,356	(37,084)	
252.1190 Tools, Shop, & Miscellaneous Equipment		May-09	24,356	(37,211)	
252.1190 Tools, Shop, & Miscellaneous Equipment		Jun-09	24,356	(37,338)	
252.1190 Tools, Shop, & Miscellaneous Equipment		Jul-09	24,356	(37,465)	
252.1190 Tools, Shop, & Miscellaneous Equipment		Aug-09	24,356	(37,592)	
252.1190 Tools, Shop, & Miscellaneous Equipment		Sep-09	24,356	(37,718)	
252.1190 Tools, Shop, & Miscellaneous Equipment		Oct-09	24,356	(37,845)	
252.1190 Tools, Shop, & Miscellaneous Equipment		Nov-09	24,356	(37,972)	
252.1190 Tools, Shop, & Miscellaneous Equipment		Dec-09	24,356	(38,099)	
					A/D
					A/D at 12/31/09 (38,099)
					A/D at 12/31/08 (36,577)
					Adjustment <input type="text" value="(1,522)"/>

<u>Account</u>	<u>Description</u>	<u>Year/Month</u>	<u>Plant Balance</u>	<u>A/D</u>	
252.1195 Laboratory Equipment		Jan-09	791	(191)	
252.1195 Laboratory Equipment		Feb-09	791	(195)	
252.1195 Laboratory Equipment		Mar-09	791	(200)	
252.1195 Laboratory Equipment		Apr-09	791	(204)	
252.1195 Laboratory Equipment		May-09	791	(209)	
252.1195 Laboratory Equipment		Jun-09	791	(213)	
252.1195 Laboratory Equipment		Jul-09	791	(217)	
252.1195 Laboratory Equipment		Aug-09	791	(222)	
252.1195 Laboratory Equipment		Sep-09	791	(226)	
252.1195 Laboratory Equipment		Oct-09	791	(231)	
252.1195 Laboratory Equipment		Nov-09	791	(235)	
252.1195 Laboratory Equipment		Dec-09	791	(239)	
					A/D
					A/D at 12/31/09 (239)
					A/D at 12/31/08 (187)
					Adjustment <input type="text" value="(53)"/>

<u>Account</u>	<u>Description</u>	<u>Year/Month</u>	<u>Plant Balance</u>	<u>A/D</u>	
252.2000 Communication Equipment		Jan-09	4,702	(5,302)	
252.2000 Communication Equipment		Feb-09	4,702	(5,302)	
252.2000 Communication Equipment		Mar-09	4,702	(5,302)	
252.2000 Communication Equipment		Apr-09	4,702	(5,302)	
252.2000 Communication Equipment		May-09	4,702	(5,302)	
252.2000 Communication Equipment		Jun-09	4,702	(5,302)	
252.2000 Communication Equipment		Jul-09	4,702	(5,302)	
252.2000 Communication Equipment		Aug-09	4,702	(5,302)	
252.2000 Communication Equipment		Sep-09	4,702	(5,302)	
252.2000 Communication Equipment		Oct-09	4,702	(5,302)	
252.2000 Communication Equipment		Nov-09	4,702	(5,302)	
252.2000 Communication Equipment		Dec-09	4,702	(5,302)	
					A/D
					A/D at 12/31/09 (5,302)
					A/D at 12/31/08 (5,302)
					Adjustment <input type="text" value="-"/>

<u>Account</u>	<u>Description</u>	<u>Year/Month</u>	<u>Plant Balance</u>	<u>A/D</u>	
252.1210	Miscellaneous Equipment - Water	Jan-09	423	(28)	
252.1210	Miscellaneous Equipment - Water	Feb-09	423	(31)	
252.1210	Miscellaneous Equipment - Water	Mar-09	423	(33)	
252.1210	Miscellaneous Equipment - Water	Apr-09	423	(35)	
252.1210	Miscellaneous Equipment - Water	May-09	423	(38)	
252.1210	Miscellaneous Equipment - Water	Jun-09	423	(40)	
252.1210	Miscellaneous Equipment - Water	Jul-09	423	(42)	
252.1210	Miscellaneous Equipment - Water	Aug-09	423	(45)	
252.1210	Miscellaneous Equipment - Water	Sep-09	423	(47)	
252.1210	Miscellaneous Equipment - Water	Oct-09	423	(49)	
252.1210	Miscellaneous Equipment - Water	Nov-09	423	(52)	
252.1210	Miscellaneous Equipment - Water	Dec-09	423	(54)	
					A/D
					A/D at 12/31/09 (54)
					A/D at 12/31/08 (26)
					Adjustment <span style="border: 1px solid black;">(28)</span>

<u>Account</u>	<u>Description</u>	<u>Year/Month</u>	<u>Plant Balance</u>	<u>A/D</u>	
252.1220	Other Tangible Plant - Water	Jan-09	(6,569)	(32,658)	
252.1220	Other Tangible Plant - Water	Feb-09	(6,569)	(32,603)	
252.1220	Other Tangible Plant - Water	Mar-09	(6,569)	(32,548)	
252.1220	Other Tangible Plant - Water	Apr-09	(6,569)	(32,493)	
252.1220	Other Tangible Plant - Water	May-09	(6,569)	(32,439)	
252.1220	Other Tangible Plant - Water	Jun-09	(6,569)	(32,384)	
252.1220	Other Tangible Plant - Water	Jul-09	(6,569)	(32,329)	
252.1220	Other Tangible Plant - Water	Aug-09	(6,569)	(32,274)	
252.1220	Other Tangible Plant - Water	Sep-09	(6,569)	(32,220)	
252.1220	Other Tangible Plant - Water	Oct-09	(6,569)	(32,165)	
252.1220	Other Tangible Plant - Water	Nov-09	(6,569)	(32,110)	
252.1220	Other Tangible Plant - Water	Dec-09	(6,569)	(32,055)	
					A/D
					A/D at 12/31/09 (32,055)
					A/D at 12/31/08 (32,712)
					Adjustment <span style="border: 1px solid black;">657</span>

<u>Account</u>	<u>Description</u>	<u>Year/Month</u>	<u>Plant Balance</u>	<u>A/D</u>	
252.1245	Organization	Jan-09	3,349	(1,856)	
252.1245	Organization	Feb-09	3,349	(1,863)	
252.1245	Organization	Mar-09	3,349	(1,870)	
252.1245	Organization	Apr-09	3,349	(1,877)	
252.1245	Organization	May-09	3,349	(1,884)	
252.1245	Organization	Jun-09	3,349	(1,891)	
252.1245	Organization	Jul-09	3,349	(1,898)	
252.1245	Organization	Aug-09	3,349	(1,905)	
252.1245	Organization	Sep-09	3,349	(1,912)	
252.1245	Organization	Oct-09	3,349	(1,919)	
252.1245	Organization	Nov-09	3,349	(1,926)	
252.1245	Organization	Dec-09	3,349	(1,933)	
					A/D
					A/D at 12/31/09 (1,933)
					A/D at 12/31/08 (1,849)
					Adjustment <span style="border: 1px solid black;">(84)</span>

<u>Account</u>	<u>Description</u>	<u>Year/Month</u>	<u>Plant Balance</u>	<u>A/D</u>	
252.1295	Structures & Improvements - Pump Lift Stations	Jan-09	308,569	(65,505)	
252.1295	Structures & Improvements - Pump Lift Stations	Feb-09	308,569	(66,534)	
252.1295	Structures & Improvements - Pump Lift Stations	Mar-09	308,569	(67,562)	
252.1295	Structures & Improvements - Pump Lift Stations	Apr-09	308,569	(68,591)	
252.1295	Structures & Improvements - Pump Lift Stations	May-09	308,569	(69,619)	
252.1295	Structures & Improvements - Pump Lift Stations	Jun-09	308,569	(70,648)	
252.1295	Structures & Improvements - Pump Lift Stations	Jul-09	308,569	(71,677)	
252.1295	Structures & Improvements - Pump Lift Stations	Aug-09	308,569	(72,705)	
252.1295	Structures & Improvements - Pump Lift Stations	Sep-09	308,569	(73,734)	
252.1295	Structures & Improvements - Pump Lift Stations	Oct-09	308,569	(74,762)	
252.1295	Structures & Improvements - Pump Lift Stations	Nov-09	308,569	(75,791)	
252.1295	Structures & Improvements - Pump Lift Stations	Dec-09	308,569	(76,819)	
					A/D
					A/D at 12/31/09 (76,819)
					A/D at 12/31/08 (64,477)
					Adjustment <span style="border: 1px solid black;">(12,343)</span>

<u>Account</u>	<u>Description</u>	<u>Year/Month</u>	<u>Plant Balance</u>	<u>A/D</u>
252.1300	Structures & Improvements - Wastewater Treatment	Jan-09	30,155	(2,900)

255.1300 Structures & Improvements - Wastewater Treatment	Feb-09	30,155	(2,978)	
255.1300 Structures & Improvements - Wastewater Treatment	Mar-09	30,155	(3,057)	
255.1300 Structures & Improvements - Wastewater Treatment	Apr-09	30,155	(3,135)	
255.1300 Structures & Improvements - Wastewater Treatment	May-09	30,155	(3,214)	
255.1300 Structures & Improvements - Wastewater Treatment	Jun-09	30,155	(3,293)	
255.1300 Structures & Improvements - Wastewater Treatment	Jul-09	30,155	(3,371)	
255.1300 Structures & Improvements - Wastewater Treatment	Aug-09	30,155	(3,450)	
255.1300 Structures & Improvements - Wastewater Treatment	Sep-09	30,155	(3,528)	
255.1300 Structures & Improvements - Wastewater Treatment	Oct-09	30,155	(3,607)	
255.1300 Structures & Improvements - Wastewater Treatment	Nov-09	30,155	(3,685)	
255.1300 Structures & Improvements - Wastewater Treatment	Dec-09	30,155	(3,764)	
				A/D
				A/D at 12/31/09 (3,764)
				A/D at 12/31/08 (2,821)
				Adjustment (942)

<u>Account</u>	<u>Description</u>	<u>Year/Month</u>	<u>Plant Balance</u>	<u>A/D</u>	
252.1345 Force Mains		Jan-09	117,777	(73,383)	
252.1345 Force Mains		Feb-09	117,777	(73,711)	
252.1345 Force Mains		Mar-09	117,777	(74,038)	
252.1345 Force Mains		Apr-09	117,777	(74,365)	
252.1345 Force Mains		May-09	117,777	(74,692)	
252.1345 Force Mains		Jun-09	117,777	(75,019)	
252.1345 Force Mains		Jul-09	117,777	(75,346)	
252.1345 Force Mains		Aug-09	117,777	(75,674)	
252.1345 Force Mains		Sep-09	117,777	(76,001)	
252.1345 Force Mains		Oct-09	117,777	(76,328)	
252.1345 Force Mains		Nov-09	117,777	(76,655)	
252.1345 Force Mains		Dec-09	117,777	(76,982)	
					A/D
					A/D at 12/31/09 (76,982)
					A/D at 12/31/08 (73,056)
					Adjustment (3,926)

<u>Account</u>	<u>Description</u>	<u>Year/Month</u>	<u>Plant Balance</u>	<u>A/D</u>	
252.1350 Gravity Mains		Jan-09	557,841	(166,187)	
252.1350 Gravity Mains		Feb-09	557,841	(167,221)	
252.1350 Gravity Mains		Mar-09	557,841	(168,254)	
252.1350 Gravity Mains		Apr-09	557,841	(169,287)	
252.1350 Gravity Mains		May-09	557,841	(170,320)	
252.1350 Gravity Mains		Jun-09	557,841	(171,353)	
252.1350 Gravity Mains		Jul-09	557,841	(172,386)	
252.1350 Gravity Mains		Aug-09	557,841	(173,419)	
252.1350 Gravity Mains		Sep-09	557,841	(174,452)	
252.1350 Gravity Mains		Oct-09	557,841	(175,485)	
252.1350 Gravity Mains		Nov-09	557,841	(176,518)	
252.1350 Gravity Mains		Dec-09	557,841	(177,551)	
					A/D
					A/D at 12/31/09 (177,551)
					A/D at 12/31/08 (165,154)
					Adjustment (12,396)

<u>Account</u>	<u>Description</u>	<u>Year/Month</u>	<u>Plant Balance</u>	<u>A/D</u>	
252.1353 Manholes		Jan-09	25,653	(8,237)	
252.1353 Manholes		Feb-09	25,653	(8,308)	
252.1353 Manholes		Mar-09	25,653	(8,380)	
252.1353 Manholes		Apr-09	25,653	(8,451)	
252.1353 Manholes		May-09	25,653	(8,522)	
252.1353 Manholes		Jun-09	25,653	(8,594)	
252.1353 Manholes		Jul-09	25,653	(8,665)	
252.1353 Manholes		Aug-09	25,653	(8,736)	
252.1353 Manholes		Sep-09	25,653	(8,807)	
252.1353 Manholes		Oct-09	25,653	(8,879)	
252.1353 Manholes		Nov-09	25,653	(8,950)	
252.1353 Manholes		Dec-09	25,653	(9,021)	
					A/D
					A/D at 12/31/09 (9,021)
					A/D at 12/31/08 (8,166)
					Adjustment (855)

<u>Account</u>	<u>Description</u>	<u>Year/Month</u>	<u>Plant Balance</u>	<u>A/D</u>
252.1360 Services To Customers		Jan-09	92,958	(38,964)
252.1360 Services To Customers		Feb-09	92,958	(39,167)
252.1360 Services To Customers		Mar-09	92,958	(39,371)
252.1360 Services To Customers		Apr-09	92,958	(39,575)
252.1360 Services To Customers		May-09	92,958	(39,779)

252.1360 Services To Customers	Jun-09	92,958	(39,983)	
252.1360 Services To Customers	Jul-09	92,958	(40,187)	
252.1360 Services To Customers	Aug-09	92,958	(40,391)	
252.1360 Services To Customers	Sep-09	92,958	(40,594)	
252.1360 Services To Customers	Oct-09	92,958	(40,798)	
252.1360 Services To Customers	Nov-09	92,958	(41,002)	A/D
252.1360 Services To Customers	Dec-09	92,958	(41,206)	A/D at 12/31/09 (41,206)
				A/D at 12/31/08 (38,760)
				Adjustment <span style="border: 1px solid black;">(2,446)</span>

<u>Account</u>	<u>Description</u>	<u>Year/Month</u>	<u>Plant Balance</u>	<u>A/D</u>	
252.1370 Flow Measure Installations		Jan-09	497	(12)	
252.1370 Flow Measure Installations		Feb-09	497	(13)	
252.1370 Flow Measure Installations		Mar-09	497	(14)	
252.1370 Flow Measure Installations		Apr-09	497	(15)	
252.1370 Flow Measure Installations		May-09	497	(16)	
252.1370 Flow Measure Installations		Jun-09	497	(17)	
252.1370 Flow Measure Installations		Jul-09	497	(18)	
252.1370 Flow Measure Installations		Aug-09	497	(20)	
252.1370 Flow Measure Installations		Sep-09	497	(21)	
252.1370 Flow Measure Installations		Oct-09	497	(22)	
252.1370 Flow Measure Installations		Nov-09	497	(23)	A/D
252.1370 Flow Measure Installations		Dec-09	497	(24)	A/D at 12/31/09 (24)
					A/D at 12/31/08 (9)
					Adjustment <span style="border: 1px solid black;">(15)</span>

<u>Account</u>	<u>Description</u>	<u>Year/Month</u>	<u>Plant Balance</u>	<u>A/D</u>	
252.1380 Pumping Equipment		Jan-09	967	(24)	
252.1380 Pumping Equipment		Feb-09	967	(28)	
252.1380 Pumping Equipment		Mar-09	967	(33)	
252.1380 Pumping Equipment		Apr-09	967	(37)	
252.1380 Pumping Equipment		May-09	967	(41)	
252.1380 Pumping Equipment		Jun-09	967	(46)	
252.1380 Pumping Equipment		Jul-09	967	(50)	
252.1380 Pumping Equipment		Aug-09	967	(55)	
252.1380 Pumping Equipment		Sep-09	967	(59)	
252.1380 Pumping Equipment		Oct-09	967	(64)	
252.1380 Pumping Equipment		Nov-09	967	(68)	A/D
252.1380 Pumping Equipment		Dec-09	967	(73)	A/D at 12/31/09 (73)
					A/D at 12/31/08 (371)
					Adjustment <span style="border: 1px solid black;">299</span>

<u>Account</u>	<u>Description</u>	<u>Year/Month</u>	<u>Plant Balance</u>	<u>A/D</u>	
252.1395 Treatment & Disposal - Lagoons		Jan-09	114,849	(79,020)	
252.1395 Treatment & Disposal - Lagoons		Feb-09	114,849	(79,552)	
252.1395 Treatment & Disposal - Lagoons		Mar-09	114,849	(80,083)	
252.1395 Treatment & Disposal - Lagoons		Apr-09	114,849	(80,615)	
252.1395 Treatment & Disposal - Lagoons		May-09	114,849	(81,147)	
252.1395 Treatment & Disposal - Lagoons		Jun-09	114,849	(81,678)	
252.1395 Treatment & Disposal - Lagoons		Jul-09	114,849	(82,210)	
252.1395 Treatment & Disposal - Lagoons		Aug-09	114,849	(82,742)	
252.1395 Treatment & Disposal - Lagoons		Sep-09	114,849	(83,274)	
252.1395 Treatment & Disposal - Lagoons		Oct-09	114,849	(83,805)	
252.1395 Treatment & Disposal - Lagoons		Nov-09	114,849	(84,337)	A/D
252.1395 Treatment & Disposal - Lagoons		Dec-09	114,849	(84,869)	A/D at 12/31/09 (84,869)
					A/D at 12/31/08 (78,488)
					Adjustment <span style="border: 1px solid black;">(6,380)</span>

<u>Account</u>	<u>Description</u>	<u>Year/Month</u>	<u>Plant Balance</u>	<u>A/D</u>
255.1400 Treatment & Disposal - Wastewater Treatment Plant		Jan-09	(33,903)	107,509
255.1400 Treatment & Disposal - Wastewater Treatment Plant		Feb-09	(33,903)	107,509
255.1400 Treatment & Disposal - Wastewater Treatment Plant		Mar-09	(33,903)	107,509
255.1400 Treatment & Disposal - Wastewater Treatment Plant		Apr-09	(33,903)	107,509
255.1400 Treatment & Disposal - Wastewater Treatment Plant		May-09	(33,903)	107,509
255.1400 Treatment & Disposal - Wastewater Treatment Plant		Jun-09	(33,903)	107,509
255.1400 Treatment & Disposal - Wastewater Treatment Plant		Jul-09	(33,903)	107,509
255.1400 Treatment & Disposal - Wastewater Treatment Plant		Aug-09	(33,903)	107,509
255.1400 Treatment & Disposal - Wastewater Treatment Plant		Sep-09	(33,903)	107,509



255.1400 Treatment & Disposal - Wastewater Treatment Plant	Oct-09	(33,903)	107,509	
255.1400 Treatment & Disposal - Wastewater Treatment Plant	Nov-09	(33,903)	107,509	A/D
255.1400 Treatment & Disposal - Wastewater Treatment Plant	Dec-09	(33,903)	107,509	A/D at 12/31/09 107,509
				A/D at 12/31/08 107,509
				Adjustment <input type="text" value="-"/>

<u>Account</u>	<u>Description</u>	<u>Year/Month</u>	<u>Plant Balance</u>	<u>A/D</u>
252.1435 Other Miscellaneous Equipment - Pump Plant		Jan-09	5,395	(1,394)
252.1435 Other Miscellaneous Equipment - Pump Plant		Feb-09	5,395	(1,419)
252.1435 Other Miscellaneous Equipment - Pump Plant		Mar-09	5,395	(1,444)
252.1435 Other Miscellaneous Equipment - Pump Plant		Apr-09	5,395	(1,469)
252.1435 Other Miscellaneous Equipment - Pump Plant		May-09	5,395	(1,494)
252.1435 Other Miscellaneous Equipment - Pump Plant		Jun-09	5,395	(1,519)
252.1435 Other Miscellaneous Equipment - Pump Plant		Jul-09	5,395	(1,544)
252.1435 Other Miscellaneous Equipment - Pump Plant		Aug-09	5,395	(1,569)
252.1435 Other Miscellaneous Equipment - Pump Plant		Sep-09	5,395	(1,594)
252.1435 Other Miscellaneous Equipment - Pump Plant		Oct-09	5,395	(1,619)
252.1435 Other Miscellaneous Equipment - Pump Plant		Nov-09	5,395	(1,644)
252.1435 Other Miscellaneous Equipment - Pump Plant		Dec-09	5,395	(1,669)
				A/D
				A/D at 12/31/09 (1,669)
				A/D at 12/31/08 (1,369)
				Adjustment <input type="text" value="(300)"/>

<u>Account</u>	<u>Description</u>	<u>Year/Month</u>	<u>Plant Balance</u>	<u>A/D</u>
252.1470 Tools, Shop, & Miscellaneous Equipment		Jan-09	45	(9)
252.1470 Tools, Shop, & Miscellaneous Equipment		Feb-09	45	(9)
252.1470 Tools, Shop, & Miscellaneous Equipment		Mar-09	45	(9)
252.1470 Tools, Shop, & Miscellaneous Equipment		Apr-09	45	(9)
252.1470 Tools, Shop, & Miscellaneous Equipment		May-09	45	(10)
252.1470 Tools, Shop, & Miscellaneous Equipment		Jun-09	45	(10)
252.1470 Tools, Shop, & Miscellaneous Equipment		Jul-09	45	(10)
252.1470 Tools, Shop, & Miscellaneous Equipment		Aug-09	45	(10)
252.1470 Tools, Shop, & Miscellaneous Equipment		Sep-09	45	(11)
252.1470 Tools, Shop, & Miscellaneous Equipment		Oct-09	45	(11)
252.1470 Tools, Shop, & Miscellaneous Equipment		Nov-09	45	(11)
252.1470 Tools, Shop, & Miscellaneous Equipment		Dec-09	45	(11)
				A/D
				A/D at 12/31/09 (11)
				A/D at 12/31/08 (8)
				Adjustment <input type="text" value="(3)"/>

<u>Account</u>	<u>Description</u>	<u>Year/Month</u>	<u>Plant Balance</u>	<u>A/D</u>
255.1540 Reuse Transmission & Distribution		Jan-09	1,233	(17)
255.1540 Reuse Transmission & Distribution		Feb-09	1,233	(19)
255.1540 Reuse Transmission & Distribution		Mar-09	1,233	(22)
255.1540 Reuse Transmission & Distribution		Apr-09	1,233	(24)
255.1540 Reuse Transmission & Distribution		May-09	1,233	(26)
255.1540 Reuse Transmission & Distribution		Jun-09	1,233	(29)
255.1540 Reuse Transmission & Distribution		Jul-09	1,233	(31)
255.1540 Reuse Transmission & Distribution		Aug-09	1,233	(34)
255.1540 Reuse Transmission & Distribution		Sep-09	1,233	(36)
255.1540 Reuse Transmission & Distribution		Oct-09	1,233	(38)
255.1540 Reuse Transmission & Distribution		Nov-09	1,233	(41)
255.1540 Reuse Transmission & Distribution		Dec-09	1,233	(43)
				A/D
				A/D at 12/31/09 (43)
				A/D at 12/31/08 (14)
				Adjustment <input type="text" value="(29)"/>

<u>Account</u>	<u>Description</u>	<u>Year/Month</u>	<u>Plant Balance</u>	<u>A/D</u>
252.3265 CIAC - Structures & Improvements - Source of Supply		Jan-09	(11,518)	2,185
252.3265 CIAC - Structures & Improvements - Source of Supply		Feb-09	(11,518)	2,215
252.3265 CIAC - Structures & Improvements - Source of Supply		Mar-09	(11,518)	2,245
252.3265 CIAC - Structures & Improvements - Source of Supply		Apr-09	(11,518)	2,275
252.3265 CIAC - Structures & Improvements - Source of Supply		May-09	(11,518)	2,305
252.3265 CIAC - Structures & Improvements - Source of Supply		Jun-09	(11,518)	2,335
252.3265 CIAC - Structures & Improvements - Source of Supply		Jul-09	(11,518)	2,365
252.3265 CIAC - Structures & Improvements - Source of Supply		Aug-09	(11,518)	2,395
252.3265 CIAC - Structures & Improvements - Source of Supply		Sep-09	(11,518)	2,425
252.3265 CIAC - Structures & Improvements - Source of Supply		Oct-09	(11,518)	2,455
252.3265 CIAC - Structures & Improvements - Source of Supply		Nov-09	(11,518)	2,485
252.3265 CIAC - Structures & Improvements - Source of Supply		Dec-09	(11,518)	2,515
				A/D
				A/D at 12/31/09 2,515
				A/D at 12/31/08 2,155

Adjustment 360

<u>Account</u>	<u>Description</u>	<u>Year/Month</u>	<u>Plant Balance</u>	<u>A/D</u>	
252.3270	CIAC - Structures & Improvements - Water Treatment	Jan-09	(983)	186	
252.3270	CIAC - Structures & Improvements - Water Treatment	Feb-09	(983)	189	
252.3270	CIAC - Structures & Improvements - Water Treatment	Mar-09	(983)	192	
252.3270	CIAC - Structures & Improvements - Water Treatment	Apr-09	(983)	194	
252.3270	CIAC - Structures & Improvements - Water Treatment	May-09	(983)	197	
252.3270	CIAC - Structures & Improvements - Water Treatment	Jun-09	(983)	199	
252.3270	CIAC - Structures & Improvements - Water Treatment	Jul-09	(983)	202	
252.3270	CIAC - Structures & Improvements - Water Treatment	Aug-09	(983)	204	
252.3270	CIAC - Structures & Improvements - Water Treatment	Sep-09	(983)	207	
252.3270	CIAC - Structures & Improvements - Water Treatment	Oct-09	(983)	210	
252.3270	CIAC - Structures & Improvements - Water Treatment	Nov-09	(983)	212	
252.3270	CIAC - Structures & Improvements - Water Treatment	Dec-09	(983)	215	
					A/D
					A/D at 12/31/09 215
					A/D at 12/31/08 184
					Adjustment <span style="border: 1px solid black; padding: 2px;">31</span>

<u>Account</u>	<u>Description</u>	<u>Year/Month</u>	<u>Plant Balance</u>	<u>A/D</u>	
252.3295	CIAC - Wells & Springs	Jan-09	(102,619)	20,802	
252.3295	CIAC - Wells & Springs	Feb-09	(102,619)	21,087	
252.3295	CIAC - Wells & Springs	Mar-09	(102,619)	21,372	
252.3295	CIAC - Wells & Springs	Apr-09	(102,619)	21,657	
252.3295	CIAC - Wells & Springs	May-09	(102,619)	21,942	
252.3295	CIAC - Wells & Springs	Jun-09	(102,619)	22,227	
252.3295	CIAC - Wells & Springs	Jul-09	(102,619)	22,512	
252.3295	CIAC - Wells & Springs	Aug-09	(102,619)	22,797	
252.3295	CIAC - Wells & Springs	Sep-09	(102,619)	23,082	
252.3295	CIAC - Wells & Springs	Oct-09	(102,619)	23,367	
252.3295	CIAC - Wells & Springs	Nov-09	(102,619)	23,653	
252.3295	CIAC - Wells & Springs	Dec-09	(102,619)	23,938	
					A/D
					A/D at 12/31/09 23,938
					A/D at 12/31/08 20,517
					Adjustment <span style="border: 1px solid black; padding: 2px;">3,421</span>

<u>Account</u>	<u>Description</u>	<u>Year/Month</u>	<u>Plant Balance</u>	<u>A/D</u>	
252.3315	CIAC - Electric Pump Equipment - Source of Supply	Jan-09	(43,028)	13,088	
252.3315	CIAC - Electric Pump Equipment - Source of Supply	Feb-09	(43,028)	13,267	
252.3315	CIAC - Electric Pump Equipment - Source of Supply	Mar-09	(43,028)	13,446	
252.3315	CIAC - Electric Pump Equipment - Source of Supply	Apr-09	(43,028)	13,625	
252.3315	CIAC - Electric Pump Equipment - Source of Supply	May-09	(43,028)	13,805	
252.3315	CIAC - Electric Pump Equipment - Source of Supply	Jun-09	(43,028)	13,984	
252.3315	CIAC - Electric Pump Equipment - Source of Supply	Jul-09	(43,028)	14,163	
252.3315	CIAC - Electric Pump Equipment - Source of Supply	Aug-09	(43,028)	14,343	
252.3315	CIAC - Electric Pump Equipment - Source of Supply	Sep-09	(43,028)	14,522	
252.3315	CIAC - Electric Pump Equipment - Source of Supply	Oct-09	(43,028)	14,701	
252.3315	CIAC - Electric Pump Equipment - Source of Supply	Nov-09	(43,028)	14,880	
252.3315	CIAC - Electric Pump Equipment - Source of Supply	Dec-09	(43,028)	15,060	
					A/D
					A/D at 12/31/09 15,060
					A/D at 12/31/08 12,908
					Adjustment <span style="border: 1px solid black; padding: 2px;">2,151</span>

<u>Account</u>	<u>Description</u>	<u>Year/Month</u>	<u>Plant Balance</u>	<u>A/D</u>	
252.3330	CIAC - Water Treatment Equipment	Jan-09	1,321	1,358	
252.3330	CIAC - Water Treatment Equipment	Feb-09	1,321	1,353	
252.3330	CIAC - Water Treatment Equipment	Mar-09	1,321	1,348	
252.3330	CIAC - Water Treatment Equipment	Apr-09	1,321	1,343	
252.3330	CIAC - Water Treatment Equipment	May-09	1,321	1,338	
252.3330	CIAC - Water Treatment Equipment	Jun-09	1,321	1,333	
252.3330	CIAC - Water Treatment Equipment	Jul-09	1,321	1,328	
252.3330	CIAC - Water Treatment Equipment	Aug-09	1,321	1,323	
252.3330	CIAC - Water Treatment Equipment	Sep-09	1,321	1,318	
252.3330	CIAC - Water Treatment Equipment	Oct-09	1,321	1,313	
252.3330	CIAC - Water Treatment Equipment	Nov-09	1,321	1,308	
252.3330	CIAC - Water Treatment Equipment	Dec-09	1,321	1,303	
					A/D
					A/D at 12/31/09 1,303
					A/D at 12/31/08 1,363
					Adjustment <span style="border: 1px solid black; padding: 2px;">(60)</span>

<u>Account</u>	<u>Description</u>	<u>Year/Month</u>	<u>Plant Balance</u>	<u>A/D</u>
----------------	--------------------	-------------------	----------------------	------------

252.3335 CIAC - Distribution Reservoirs & Standpipes	Jan-09	(20,712)	3,404	
252.3335 CIAC - Distribution Reservoirs & Standpipes	Feb-09	(20,712)	3,451	
252.3335 CIAC - Distribution Reservoirs & Standpipes	Mar-09	(20,712)	3,497	
252.3335 CIAC - Distribution Reservoirs & Standpipes	Apr-09	(20,712)	3,544	
252.3335 CIAC - Distribution Reservoirs & Standpipes	May-09	(20,712)	3,591	
252.3335 CIAC - Distribution Reservoirs & Standpipes	Jun-09	(20,712)	3,637	
252.3335 CIAC - Distribution Reservoirs & Standpipes	Jul-09	(20,712)	3,684	
252.3335 CIAC - Distribution Reservoirs & Standpipes	Aug-09	(20,712)	3,731	
252.3335 CIAC - Distribution Reservoirs & Standpipes	Sep-09	(20,712)	3,777	
252.3335 CIAC - Distribution Reservoirs & Standpipes	Oct-09	(20,712)	3,824	
252.3335 CIAC - Distribution Reservoirs & Standpipes	Nov-09	(20,712)	3,871	A/D
252.3335 CIAC - Distribution Reservoirs & Standpipes	Dec-09	(20,712)	3,917	A/D at 12/31/09 3,917
				A/D at 12/31/08 3,358
				Adjustment <span style="border: 1px solid black;">560</span>

<u>Account</u>	<u>Description</u>	<u>Year/Month</u>	<u>Plant Balance</u>	<u>A/D</u>
252.3340 CIAC - Transmission & Distribution Mains		Jan-09	(173,616)	24,577
252.3340 CIAC - Transmission & Distribution Mains		Feb-09	(173,616)	24,914
252.3340 CIAC - Transmission & Distribution Mains		Mar-09	(173,616)	25,250
252.3340 CIAC - Transmission & Distribution Mains		Apr-09	(173,616)	25,587
252.3340 CIAC - Transmission & Distribution Mains		May-09	(173,616)	25,923
252.3340 CIAC - Transmission & Distribution Mains		Jun-09	(173,616)	26,260
252.3340 CIAC - Transmission & Distribution Mains		Jul-09	(173,616)	26,596
252.3340 CIAC - Transmission & Distribution Mains		Aug-09	(173,616)	26,933
252.3340 CIAC - Transmission & Distribution Mains		Sep-09	(173,616)	27,269
252.3340 CIAC - Transmission & Distribution Mains		Oct-09	(173,616)	27,606
252.3340 CIAC - Transmission & Distribution Mains		Nov-09	(173,616)	27,942
252.3340 CIAC - Transmission & Distribution Mains		Dec-09	(173,616)	28,279
				A/D
				A/D at 12/31/09 28,279
				A/D at 12/31/08 24,241
				Adjustment <span style="border: 1px solid black;">4,038</span>

<u>Account</u>	<u>Description</u>	<u>Year/Month</u>	<u>Plant Balance</u>	<u>A/D</u>
252.3345 CIAC - Service Lines		Jan-09	(51,878)	9,187
252.3345 CIAC - Service Lines		Feb-09	(51,878)	9,295
252.3345 CIAC - Service Lines		Mar-09	(51,878)	9,403
252.3345 CIAC - Service Lines		Apr-09	(51,878)	9,511
252.3345 CIAC - Service Lines		May-09	(51,878)	9,619
252.3345 CIAC - Service Lines		Jun-09	(51,878)	9,727
252.3345 CIAC - Service Lines		Jul-09	(51,878)	9,836
252.3345 CIAC - Service Lines		Aug-09	(51,878)	9,944
252.3345 CIAC - Service Lines		Sep-09	(51,878)	10,052
252.3345 CIAC - Service Lines		Oct-09	(51,878)	10,160
252.3345 CIAC - Service Lines		Nov-09	(51,878)	10,268
252.3345 CIAC - Service Lines		Dec-09	(51,878)	10,376
				A/D
				A/D at 12/31/09 10,376
				A/D at 12/31/08 9,079
				Adjustment <span style="border: 1px solid black;">1,297</span>

<u>Account</u>	<u>Description</u>	<u>Year/Month</u>	<u>Plant Balance</u>	<u>A/D</u>
252.3350 CIAC - Meters		Jan-09	(38,083)	11,584
252.3350 CIAC - Meters		Feb-09	(38,083)	11,743
252.3350 CIAC - Meters		Mar-09	(38,083)	11,901
252.3350 CIAC - Meters		Apr-09	(38,083)	12,060
252.3350 CIAC - Meters		May-09	(38,083)	12,219
252.3350 CIAC - Meters		Jun-09	(38,083)	12,377
252.3350 CIAC - Meters		Jul-09	(38,083)	12,536
252.3350 CIAC - Meters		Aug-09	(38,083)	12,695
252.3350 CIAC - Meters		Sep-09	(38,083)	12,853
252.3350 CIAC - Meters		Oct-09	(38,083)	13,012
252.3350 CIAC - Meters		Nov-09	(38,083)	13,171
252.3350 CIAC - Meters		Dec-09	(38,083)	13,329
				A/D
				A/D at 12/31/09 13,329
				A/D at 12/31/08 11,425
				Adjustment <span style="border: 1px solid black;">1,904</span>

<u>Account</u>	<u>Description</u>	<u>Year/Month</u>	<u>Plant Balance</u>	<u>A/D</u>
252.3355 CIAC - Meter Installations		Jan-09	(761)	231
252.3355 CIAC - Meter Installations		Feb-09	(761)	235
252.3355 CIAC - Meter Installations		Mar-09	(761)	238
252.3355 CIAC - Meter Installations		Apr-09	(761)	241

252.3355 CIAC - Meter Installations	May-09	(761)	244		
252.3355 CIAC - Meter Installations	Jun-09	(761)	247		
252.3355 CIAC - Meter Installations	Jul-09	(761)	251		
252.3355 CIAC - Meter Installations	Aug-09	(761)	254		
252.3355 CIAC - Meter Installations	Sep-09	(761)	257		
252.3355 CIAC - Meter Installations	Oct-09	(761)	260		
252.3355 CIAC - Meter Installations	Nov-09	(761)	263		
252.3355 CIAC - Meter Installations	Dec-09	(761)	266		
				A/D	
				A/D at 12/31/09	266
				A/D at 12/31/08	228
				Adjustment	38

<u>Account</u>	<u>Description</u>	<u>Year/Month</u>	<u>Plant Balance</u>	<u>A/D</u>		
252.3360 CIAC - Hydrants		Jan-09	(21,029)	2,842		
252.3360 CIAC - Hydrants		Feb-09	(21,029)	2,881		
252.3360 CIAC - Hydrants		Mar-09	(21,029)	2,920		
252.3360 CIAC - Hydrants		Apr-09	(21,029)	2,959		
252.3360 CIAC - Hydrants		May-09	(21,029)	2,998		
252.3360 CIAC - Hydrants		Jun-09	(21,029)	3,037		
252.3360 CIAC - Hydrants		Jul-09	(21,029)	3,075		
252.3360 CIAC - Hydrants		Aug-09	(21,029)	3,114		
252.3360 CIAC - Hydrants		Sep-09	(21,029)	3,153		
252.3360 CIAC - Hydrants		Oct-09	(21,029)	3,192		
252.3360 CIAC - Hydrants		Nov-09	(21,029)	3,231		
252.3360 CIAC - Hydrants		Dec-09	(21,029)	3,270		
					A/D	
					A/D at 12/31/09	3,270
					A/D at 12/31/08	2,803
					Adjustment	467

<u>Account</u>	<u>Description</u>	<u>Year/Month</u>	<u>Plant Balance</u>	<u>A/D</u>		
252.3435 CIAC - Water Tap		Jan-09	(123,749)	258,682		
252.3435 CIAC - Water Tap		Feb-09	(123,749)	258,682		
252.3435 CIAC - Water Tap		Mar-09	(123,749)	258,682		
252.3435 CIAC - Water Tap		Apr-09	(123,749)	258,682		
252.3435 CIAC - Water Tap		May-09	(123,749)	258,682		
252.3435 CIAC - Water Tap		Jun-09	(123,749)	258,682		
252.3435 CIAC - Water Tap		Jul-09	(123,749)	258,682		
252.3435 CIAC - Water Tap		Aug-09	(123,749)	258,682		
252.3435 CIAC - Water Tap		Sep-09	(123,749)	258,682		
252.3435 CIAC - Water Tap		Oct-09	(123,749)	258,682		
252.3435 CIAC - Water Tap		Nov-09	(123,749)	258,682		
252.3435 CIAC - Water Tap		Dec-09	(123,749)	258,682		
					A/D	
					A/D at 12/31/09	258,682
					A/D at 12/31/08	258,682
					Adjustment	-

<u>Account</u>	<u>Description</u>	<u>Year/Month</u>	<u>Plant Balance</u>	<u>A/D</u>		
252.3455 CIAC - Water Plant Meter Fee		Jan-09	(7,780)	405		
252.3455 CIAC - Water Plant Meter Fee		Feb-09	(7,780)	421		
252.3455 CIAC - Water Plant Meter Fee		Mar-09	(7,780)	438		
252.3455 CIAC - Water Plant Meter Fee		Apr-09	(7,780)	454		
252.3455 CIAC - Water Plant Meter Fee		May-09	(7,780)	470		
252.3455 CIAC - Water Plant Meter Fee		Jun-09	(7,780)	486		
252.3455 CIAC - Water Plant Meter Fee		Jul-09	(7,780)	502		
252.3455 CIAC - Water Plant Meter Fee		Aug-09	(7,780)	519		
252.3455 CIAC - Water Plant Meter Fee		Sep-09	(7,780)	535		
252.3455 CIAC - Water Plant Meter Fee		Oct-09	(7,780)	551		
252.3455 CIAC - Water Plant Meter Fee		Nov-09	(7,780)	567		
252.3455 CIAC - Water Plant Meter Fee		Dec-09	(7,780)	584		
					A/D	
					A/D at 12/31/09	584
					A/D at 12/31/08	389
					Adjustment	195

<u>Account</u>	<u>Description</u>	<u>Year/Month</u>	<u>Plant Balance</u>	<u>A/D</u>
252.3500 CIAC - Structures & Improvements - Pump Lift Stations		Jan-09	(72,331)	16,156
252.3500 CIAC - Structures & Improvements - Pump Lift Stations		Feb-09	(72,331)	16,344
252.3500 CIAC - Structures & Improvements - Pump Lift Stations		Mar-09	(72,331)	16,532
252.3500 CIAC - Structures & Improvements - Pump Lift Stations		Apr-09	(72,331)	16,721
252.3500 CIAC - Structures & Improvements - Pump Lift Stations		May-09	(72,331)	16,909
252.3500 CIAC - Structures & Improvements - Pump Lift Stations		Jun-09	(72,331)	17,097
252.3500 CIAC - Structures & Improvements - Pump Lift Stations		Jul-09	(72,331)	17,286
252.3500 CIAC - Structures & Improvements - Pump Lift Stations		Aug-09	(72,331)	17,474

252.3500 CIAC - Structures & Improvements - Pump Lift Stations	Sep-09	(72,331)	17,662	
252.3500 CIAC - Structures & Improvements - Pump Lift Stations	Oct-09	(72,331)	17,851	
252.3500 CIAC - Structures & Improvements - Pump Lift Stations	Nov-09	(72,331)	18,039	A/D
252.3500 CIAC - Structures & Improvements - Pump Lift Stations	Dec-09	(72,331)	18,228	A/D at 12/31/09 18,228
				A/D at 12/31/08 15,967
				Adjustment 2,260

<u>Account</u>	<u>Description</u>	<u>Year/Month</u>	<u>Plant Balance</u>	<u>A/D</u>
252.3550 CIAC - Force Mains		Jan-09	(55,180)	11,185
252.3550 CIAC - Force Mains		Feb-09	(55,180)	11,339
252.3550 CIAC - Force Mains		Mar-09	(55,180)	11,492
252.3550 CIAC - Force Mains		Apr-09	(55,180)	11,645
252.3550 CIAC - Force Mains		May-09	(55,180)	11,799
252.3550 CIAC - Force Mains		Jun-09	(55,180)	11,952
252.3550 CIAC - Force Mains		Jul-09	(55,180)	12,105
252.3550 CIAC - Force Mains		Aug-09	(55,180)	12,258
252.3550 CIAC - Force Mains		Sep-09	(55,180)	12,412
252.3550 CIAC - Force Mains		Oct-09	(55,180)	12,565
252.3550 CIAC - Force Mains		Nov-09	(55,180)	12,718
252.3550 CIAC - Force Mains		Dec-09	(55,180)	12,871
				A/D
				A/D at 12/31/09 12,871
				A/D at 12/31/08 11,032
				Adjustment 1,839

<u>Account</u>	<u>Description</u>	<u>Year/Month</u>	<u>Plant Balance</u>	<u>A/D</u>
252.3555 CIAC - Gravity Mains		Jan-09	(167,261)	22,604
252.3555 CIAC - Gravity Mains		Feb-09	(167,261)	22,914
252.3555 CIAC - Gravity Mains		Mar-09	(167,261)	23,224
252.3555 CIAC - Gravity Mains		Apr-09	(167,261)	23,533
252.3555 CIAC - Gravity Mains		May-09	(167,261)	23,843
252.3555 CIAC - Gravity Mains		Jun-09	(167,261)	24,153
252.3555 CIAC - Gravity Mains		Jul-09	(167,261)	24,463
252.3555 CIAC - Gravity Mains		Aug-09	(167,261)	24,772
252.3555 CIAC - Gravity Mains		Sep-09	(167,261)	25,082
252.3555 CIAC - Gravity Mains		Oct-09	(167,261)	25,392
252.3555 CIAC - Gravity Mains		Nov-09	(167,261)	25,701
252.3555 CIAC - Gravity Mains		Dec-09	(167,261)	26,011
				A/D
				A/D at 12/31/09 26,011
				A/D at 12/31/08 22,294
				Adjustment 3,717

<u>Account</u>	<u>Description</u>	<u>Year/Month</u>	<u>Plant Balance</u>	<u>A/D</u>
252.3565 CIAC - Services To Customers		Jan-09	(36,736)	6,523
252.3565 CIAC - Services To Customers		Feb-09	(36,736)	6,604
252.3565 CIAC - Services To Customers		Mar-09	(36,736)	6,685
252.3565 CIAC - Services To Customers		Apr-09	(36,736)	6,765
252.3565 CIAC - Services To Customers		May-09	(36,736)	6,846
252.3565 CIAC - Services To Customers		Jun-09	(36,736)	6,926
252.3565 CIAC - Services To Customers		Jul-09	(36,736)	7,007
252.3565 CIAC - Services To Customers		Aug-09	(36,736)	7,087
252.3565 CIAC - Services To Customers		Sep-09	(36,736)	7,168
252.3565 CIAC - Services To Customers		Oct-09	(36,736)	7,249
252.3565 CIAC - Services To Customers		Nov-09	(36,736)	7,329
252.3565 CIAC - Services To Customers		Dec-09	(36,736)	7,410
				A/D
				A/D at 12/31/09 7,410
				A/D at 12/31/08 6,443
				Adjustment 967

<u>Account</u>	<u>Description</u>	<u>Year/Month</u>	<u>Plant Balance</u>	<u>A/D</u>
252.3557 CIAC - Manholes		Jan-09	(8,685)	1,664
252.3557 CIAC - Manholes		Feb-09	(8,685)	1,688
252.3557 CIAC - Manholes		Mar-09	(8,685)	1,712
252.3557 CIAC - Manholes		Apr-09	(8,685)	1,736
252.3557 CIAC - Manholes		May-09	(8,685)	1,761
252.3557 CIAC - Manholes		Jun-09	(8,685)	1,785
252.3557 CIAC - Manholes		Jul-09	(8,685)	1,809
252.3557 CIAC - Manholes		Aug-09	(8,685)	1,833
252.3557 CIAC - Manholes		Sep-09	(8,685)	1,857
252.3557 CIAC - Manholes		Oct-09	(8,685)	1,881
252.3557 CIAC - Manholes		Nov-09	(8,685)	1,905
252.3557 CIAC - Manholes		Dec-09	(8,685)	1,929
				A/D
				A/D at 12/31/09 1,929

A/D at 12/31/08 1,640  
 Adjustment 290

<u>Account</u>	<u>Description</u>	<u>Year/Month</u>	<u>Plant Balance</u>	<u>A/D</u>
252.3600	CIAC - Treatment & Disposal - Lagoons	Jan-09	(54,794)	14,086
252.3600	CIAC - Treatment & Disposal - Lagoons	Feb-09	(54,794)	14,339
252.3600	CIAC - Treatment & Disposal - Lagoons	Mar-09	(54,794)	14,593
252.3600	CIAC - Treatment & Disposal - Lagoons	Apr-09	(54,794)	14,847
252.3600	CIAC - Treatment & Disposal - Lagoons	May-09	(54,794)	15,101
252.3600	CIAC - Treatment & Disposal - Lagoons	Jun-09	(54,794)	15,354
252.3600	CIAC - Treatment & Disposal - Lagoons	Jul-09	(54,794)	15,608
252.3600	CIAC - Treatment & Disposal - Lagoons	Aug-09	(54,794)	15,862
252.3600	CIAC - Treatment & Disposal - Lagoons	Sep-09	(54,794)	16,115
252.3600	CIAC - Treatment & Disposal - Lagoons	Oct-09	(54,794)	16,369
252.3600	CIAC - Treatment & Disposal - Lagoons	Nov-09	(54,794)	16,623
252.3600	CIAC - Treatment & Disposal - Lagoons	Dec-09	(54,794)	16,876
				A/D
				A/D at 12/31/09 16,876
				A/D at 12/31/08 13,832
				Adjustment <span style="border: 1px solid black; padding: 2px;">3,044</span>

<u>Account</u>	<u>Description</u>	<u>Year/Month</u>	<u>Plant Balance</u>	<u>A/D</u>
255.3605	CIAC - Treatment & Disposal - Wastewater Treatment Plant	Jan-09	(85,277)	22,138
255.3605	CIAC - Treatment & Disposal - Wastewater Treatment Plant	Feb-09	(85,277)	22,533
255.3605	CIAC - Treatment & Disposal - Wastewater Treatment Plant	Mar-09	(85,277)	22,928
255.3605	CIAC - Treatment & Disposal - Wastewater Treatment Plant	Apr-09	(85,277)	23,322
255.3605	CIAC - Treatment & Disposal - Wastewater Treatment Plant	May-09	(85,277)	23,717
255.3605	CIAC - Treatment & Disposal - Wastewater Treatment Plant	Jun-09	(85,277)	24,112
255.3605	CIAC - Treatment & Disposal - Wastewater Treatment Plant	Jul-09	(85,277)	24,507
255.3605	CIAC - Treatment & Disposal - Wastewater Treatment Plant	Aug-09	(85,277)	24,902
255.3605	CIAC - Treatment & Disposal - Wastewater Treatment Plant	Sep-09	(85,277)	25,296
255.3605	CIAC - Treatment & Disposal - Wastewater Treatment Plant	Oct-09	(85,277)	25,691
255.3605	CIAC - Treatment & Disposal - Wastewater Treatment Plant	Nov-09	(85,277)	26,086
255.3605	CIAC - Treatment & Disposal - Wastewater Treatment Plant	Dec-09	(85,277)	26,481
				A/D
				A/D at 12/31/09 26,481
				A/D at 12/31/08 21,743
				Adjustment <span style="border: 1px solid black; padding: 2px;">4,738</span>

<u>Account</u>	<u>Description</u>	<u>Year/Month</u>	<u>Plant Balance</u>	<u>A/D</u>
252.3705	CIAC - Sewer Tap	Jan-09	(89,759)	138,781
252.3705	CIAC - Sewer Tap	Feb-09	(89,759)	138,968
252.3705	CIAC - Sewer Tap	Mar-09	(89,759)	139,155
252.3705	CIAC - Sewer Tap	Apr-09	(89,759)	139,342
252.3705	CIAC - Sewer Tap	May-09	(89,759)	139,529
252.3705	CIAC - Sewer Tap	Jun-09	(89,759)	139,716
252.3705	CIAC - Sewer Tap	Jul-09	(89,759)	139,903
252.3705	CIAC - Sewer Tap	Aug-09	(89,759)	140,090
252.3705	CIAC - Sewer Tap	Sep-09	(89,759)	140,277
252.3705	CIAC - Sewer Tap	Oct-09	(89,759)	140,464
252.3705	CIAC - Sewer Tap	Nov-09	(89,759)	140,651
252.3705	CIAC - Sewer Tap	Dec-09	(89,759)	140,838
				A/D
				A/D at 12/31/09 140,838
				A/D at 12/31/08 138,594
				Adjustment <span style="border: 1px solid black; padding: 2px;">2,244</span>

**UTILITIES, INC. OF FLORIDA - PINELLAS COUNTY**  
**EXTRA YEAR OF A/D AND A/A**  
**2009**

<u>Account</u>	<u>Description</u>	<u>Year/Month</u>	<u>Plant Balance</u>	<u>A/D</u>	
252.1020	Organization	Jan-09	(171)	(2,405)	
252.1020	Organization	Feb-09	(171)	(2,405)	
252.1020	Organization	Mar-09	(171)	(2,404)	
252.1020	Organization	Apr-09	(171)	(2,404)	
252.1020	Organization	May-09	(171)	(2,404)	
252.1020	Organization	Jun-09	(171)	(2,403)	
252.1020	Organization	Jul-09	(171)	(2,403)	
252.1020	Organization	Aug-09	(171)	(2,403)	
252.1020	Organization	Sep-09	(171)	(2,402)	
252.1020	Organization	Oct-09	(171)	(2,402)	
252.1020	Organization	Nov-09	(171)	(2,402)	
252.1020	Organization	Dec-09	(171)	(2,401)	
					A/D
					A/D at 12/31/09 (2,401)
					A/D at 12/31/08 (2,405)
					Adjustment <span style="border: 1px solid black; padding: 2px;">4</span>

<u>Account</u>	<u>Description</u>	<u>Year/Month</u>	<u>Plant Balance</u>	<u>A/D</u>	
252.1050	Structures & Improvements - Source of Supply	Jan-09	9,296	462	
252.1050	Structures & Improvements - Source of Supply	Feb-09	9,296	438	
252.1050	Structures & Improvements - Source of Supply	Mar-09	9,296	413	
252.1050	Structures & Improvements - Source of Supply	Apr-09	9,296	389	
252.1050	Structures & Improvements - Source of Supply	May-09	9,296	365	
252.1050	Structures & Improvements - Source of Supply	Jun-09	9,296	341	
252.1050	Structures & Improvements - Source of Supply	Jul-09	9,296	317	
252.1050	Structures & Improvements - Source of Supply	Aug-09	9,296	292	
252.1050	Structures & Improvements - Source of Supply	Sep-09	9,296	268	
252.1050	Structures & Improvements - Source of Supply	Oct-09	9,296	244	
252.1050	Structures & Improvements - Source of Supply	Nov-09	9,296	220	
252.1050	Structures & Improvements - Source of Supply	Dec-09	9,296	196	
					A/D
					A/D at 12/31/09 196
					A/D at 12/31/08 486
					Adjustment <span style="border: 1px solid black; padding: 2px;">(290)</span>

<u>Account</u>	<u>Description</u>	<u>Year/Month</u>	<u>Plant Balance</u>	<u>A/D</u>	
252.1055	Structures & Improvements - Water Treatment	Jan-09	1,966	(334)	
252.1055	Structures & Improvements - Water Treatment	Feb-09	1,966	(339)	
252.1055	Structures & Improvements - Water Treatment	Mar-09	1,966	(344)	
252.1055	Structures & Improvements - Water Treatment	Apr-09	1,966	(349)	
252.1055	Structures & Improvements - Water Treatment	May-09	1,966	(354)	
252.1055	Structures & Improvements - Water Treatment	Jun-09	1,966	(360)	
252.1055	Structures & Improvements - Water Treatment	Jul-09	1,966	(365)	
252.1055	Structures & Improvements - Water Treatment	Aug-09	1,966	(370)	
252.1055	Structures & Improvements - Water Treatment	Sep-09	1,966	(375)	
252.1055	Structures & Improvements - Water Treatment	Oct-09	1,966	(380)	
252.1055	Structures & Improvements - Water Treatment	Nov-09	1,966	(385)	
252.1055	Structures & Improvements - Water Treatment	Dec-09	1,966	(390)	
					A/D
					A/D at 12/31/09 (390)
					A/D at 12/31/08 (329)
					Adjustment <span style="border: 1px solid black; padding: 2px;">(61)</span>

<u>Account</u>	<u>Description</u>	<u>Year/Month</u>	<u>Plant Balance</u>	<u>A/D</u>
252.1060	Structures & Improvements - Transmission & Distribution	Jan-09	1,144	(19)
252.1060	Structures & Improvements - Transmission & Distribution	Feb-09	1,144	(22)
252.1060	Structures & Improvements - Transmission & Distribution	Mar-09	1,144	(25)
252.1060	Structures & Improvements - Transmission & Distribution	Apr-09	1,144	(28)
252.1060	Structures & Improvements - Transmission & Distribution	May-09	1,144	(31)
252.1060	Structures & Improvements - Transmission & Distribution	Jun-09	1,144	(34)
252.1060	Structures & Improvements - Transmission & Distribution	Jul-09	1,144	(37)
252.1060	Structures & Improvements - Transmission & Distribution	Aug-09	1,144	(40)

252.1060 Structures & Improvements - Transmission & Distribution	Sep-09	1,144	(43)	
252.1060 Structures & Improvements - Transmission & Distribution	Oct-09	1,144	(46)	
252.1060 Structures & Improvements - Transmission & Distribution	Nov-09	1,144	(49)	A/D
252.1060 Structures & Improvements - Transmission & Distribution	Dec-09	1,144	(52)	A/D at 12/31/09 (52)
				A/D at 12/31/08 (16)
				Adjustment (36)

<u>Account</u>	<u>Description</u>	<u>Year/Month</u>	<u>Plant Balance</u>	<u>A/D</u>	
252.1080 Wells & Springs		Jan-09	41,271	(14,483)	
252.1080 Wells & Springs		Feb-09	41,271	(14,598)	
252.1080 Wells & Springs		Mar-09	41,271	(14,712)	
252.1080 Wells & Springs		Apr-09	41,271	(14,827)	
252.1080 Wells & Springs		May-09	41,271	(14,941)	
252.1080 Wells & Springs		Jun-09	41,271	(15,056)	
252.1080 Wells & Springs		Jul-09	41,271	(15,171)	
252.1080 Wells & Springs		Aug-09	41,271	(15,285)	
252.1080 Wells & Springs		Sep-09	41,271	(15,400)	
252.1080 Wells & Springs		Oct-09	41,271	(15,515)	
252.1080 Wells & Springs		Nov-09	41,271	(15,629)	A/D
252.1080 Wells & Springs		Dec-09	41,271	(15,744)	A/D at 12/31/09 (15,744)
					A/D at 12/31/08 (14,368)
					Adjustment (1,376)

<u>Account</u>	<u>Description</u>	<u>Year/Month</u>	<u>Plant Balance</u>	<u>A/D</u>	
252.1090 Supply Mains		Jan-09	3,750	(60)	
252.1090 Supply Mains		Feb-09	3,750	(69)	
252.1090 Supply Mains		Mar-09	3,750	(78)	
252.1090 Supply Mains		Apr-09	3,750	(87)	
252.1090 Supply Mains		May-09	3,750	(95)	
252.1090 Supply Mains		Jun-09	3,750	(104)	
252.1090 Supply Mains		Jul-09	3,750	(113)	
252.1090 Supply Mains		Aug-09	3,750	(122)	
252.1090 Supply Mains		Sep-09	3,750	(131)	
252.1090 Supply Mains		Oct-09	3,750	(140)	
252.1090 Supply Mains		Nov-09	3,750	(149)	A/D
252.1090 Supply Mains		Dec-09	3,750	(158)	A/D at 12/31/09 (158)
					A/D at 12/31/08 (51)
					Adjustment (107)

<u>Account</u>	<u>Description</u>	<u>Year/Month</u>	<u>Plant Balance</u>	<u>A/D</u>	
252.1105 Electric Pump Equipment - Water Treatment		Jan-09	7,358	(4,411)	
252.1105 Electric Pump Equipment - Water Treatment		Feb-09	7,358	(4,441)	
252.1105 Electric Pump Equipment - Water Treatment		Mar-09	7,358	(4,472)	
252.1105 Electric Pump Equipment - Water Treatment		Apr-09	7,358	(4,503)	
252.1105 Electric Pump Equipment - Water Treatment		May-09	7,358	(4,533)	
252.1105 Electric Pump Equipment - Water Treatment		Jun-09	7,358	(4,564)	
252.1105 Electric Pump Equipment - Water Treatment		Jul-09	7,358	(4,595)	
252.1105 Electric Pump Equipment - Water Treatment		Aug-09	7,358	(4,625)	
252.1105 Electric Pump Equipment - Water Treatment		Sep-09	7,358	(4,656)	
252.1105 Electric Pump Equipment - Water Treatment		Oct-09	7,358	(4,687)	
252.1105 Electric Pump Equipment - Water Treatment		Nov-09	7,358	(4,717)	A/D
252.1105 Electric Pump Equipment - Water Treatment		Dec-09	7,358	(4,748)	A/D at 12/31/09 (4,748)
					A/D at 12/31/08 (4,380)
					Adjustment (368)

<u>Account</u>	<u>Description</u>	<u>Year/Month</u>	<u>Plant Balance</u>	<u>A/D</u>
252.1115 Water Treatment Equipment		Jan-09	14,685	(5,191)
252.1115 Water Treatment Equipment		Feb-09	14,685	(5,247)
252.1115 Water Treatment Equipment		Mar-09	14,685	(5,303)
252.1115 Water Treatment Equipment		Apr-09	14,685	(5,358)
252.1115 Water Treatment Equipment		May-09	14,685	(5,414)



252.1115 Water Treatment Equipment	Jun-09	14,685	(5,470)	
252.1115 Water Treatment Equipment	Jul-09	14,685	(5,525)	
252.1115 Water Treatment Equipment	Aug-09	14,685	(5,581)	
252.1115 Water Treatment Equipment	Sep-09	14,685	(5,636)	
252.1115 Water Treatment Equipment	Oct-09	14,685	(5,692)	
252.1115 Water Treatment Equipment	Nov-09	14,685	(5,748)	
252.1115 Water Treatment Equipment	Dec-09	14,685	(5,803)	
				A/D
				A/D at 12/31/09 (5,803)
				A/D at 12/31/08 (5,136)
				Adjustment (668)

<u>Account</u>	<u>Description</u>	<u>Year/Month</u>	<u>Plant Balance</u>	<u>A/D</u>	
252.1120 Distribution Reservoirs & Standpipes		Jan-09	30,269	3,507	
252.1120 Distribution Reservoirs & Standpipes		Feb-09	30,269	3,439	
252.1120 Distribution Reservoirs & Standpipes		Mar-09	30,269	3,371	
252.1120 Distribution Reservoirs & Standpipes		Apr-09	30,269	3,303	
252.1120 Distribution Reservoirs & Standpipes		May-09	30,269	3,235	
252.1120 Distribution Reservoirs & Standpipes		Jun-09	30,269	3,166	
252.1120 Distribution Reservoirs & Standpipes		Jul-09	30,269	3,098	
252.1120 Distribution Reservoirs & Standpipes		Aug-09	30,269	3,030	
252.1120 Distribution Reservoirs & Standpipes		Sep-09	30,269	2,962	
252.1120 Distribution Reservoirs & Standpipes		Oct-09	30,269	2,894	
252.1120 Distribution Reservoirs & Standpipes		Nov-09	30,269	2,826	
252.1120 Distribution Reservoirs & Standpipes		Dec-09	30,269	2,757	
					A/D
					A/D at 12/31/09 2,757
					A/D at 12/31/08 3,575
					Adjustment (818)

<u>Account</u>	<u>Description</u>	<u>Year/Month</u>	<u>Plant Balance</u>	<u>A/D</u>	
252.1125 Transmission & Distribution Mains		Jan-09	154,548	(34,277)	
252.1125 Transmission & Distribution Mains		Feb-09	154,548	(34,577)	
252.1125 Transmission & Distribution Mains		Mar-09	154,548	(34,876)	
252.1125 Transmission & Distribution Mains		Apr-09	154,548	(35,176)	
252.1125 Transmission & Distribution Mains		May-09	154,548	(35,475)	
252.1125 Transmission & Distribution Mains		Jun-09	154,548	(35,775)	
252.1125 Transmission & Distribution Mains		Jul-09	154,548	(36,074)	
252.1125 Transmission & Distribution Mains		Aug-09	154,548	(36,374)	
252.1125 Transmission & Distribution Mains		Sep-09	154,548	(36,673)	
252.1125 Transmission & Distribution Mains		Oct-09	154,548	(36,973)	
252.1125 Transmission & Distribution Mains		Nov-09	154,548	(37,272)	
252.1125 Transmission & Distribution Mains		Dec-09	154,548	(37,572)	
					A/D
					A/D at 12/31/09 (37,572)
					A/D at 12/31/08 (33,978)
					Adjustment (3,594)

<u>Account</u>	<u>Description</u>	<u>Year/Month</u>	<u>Plant Balance</u>	<u>A/D</u>	
252.1130 Service Lines		Jan-09	109,298	(7,207)	
252.1130 Service Lines		Feb-09	109,298	(7,435)	
252.1130 Service Lines		Mar-09	109,298	(7,663)	
252.1130 Service Lines		Apr-09	109,298	(7,891)	
252.1130 Service Lines		May-09	109,298	(8,118)	
252.1130 Service Lines		Jun-09	109,298	(8,346)	
252.1130 Service Lines		Jul-09	109,298	(8,574)	
252.1130 Service Lines		Aug-09	109,298	(8,801)	
252.1130 Service Lines		Sep-09	109,298	(9,029)	
252.1130 Service Lines		Oct-09	109,298	(9,257)	
252.1130 Service Lines		Nov-09	109,298	(9,484)	
252.1130 Service Lines		Dec-09	109,298	(9,712)	
					A/D
					A/D at 12/31/09 (9,712)
					A/D at 12/31/08 (6,980)
					Adjustment (2,732)

<u>Account</u>	<u>Description</u>	<u>Year/Month</u>	<u>Plant Balance</u>	<u>A/D</u>
252.1135 Meters		Jan-09	13,939	(7,794)
252.1135 Meters		Feb-09	13,939	(7,853)

252.1135 Meters	Mar-09	13,939	(7,911)		
252.1135 Meters	Apr-09	13,939	(7,969)		
252.1135 Meters	May-09	13,939	(8,027)		
252.1135 Meters	Jun-09	13,939	(8,085)		
252.1135 Meters	Jul-09	13,939	(8,143)		
252.1135 Meters	Aug-09	13,939	(8,201)		
252.1135 Meters	Sep-09	13,939	(8,259)		
252.1135 Meters	Oct-09	13,939	(8,317)		
252.1135 Meters	Nov-09	13,939	(8,375)		A/D
252.1135 Meters	Dec-09	13,939	(8,433)		A/D at 12/31/09 (8,433)
					A/D at 12/31/08 (7,736)
					Adjustment <span style="border: 1px solid black;">(697)</span>

<u>Account</u>	<u>Description</u>	<u>Year/Month</u>	<u>Plant Balance</u>	<u>A/D</u>	
252.1140 Meter Installations		Jan-09	10,989	(7,206)	
252.1140 Meter Installations		Feb-09	10,989	(7,252)	
252.1140 Meter Installations		Mar-09	10,989	(7,298)	
252.1140 Meter Installations		Apr-09	10,989	(7,343)	
252.1140 Meter Installations		May-09	10,989	(7,389)	
252.1140 Meter Installations		Jun-09	10,989	(7,435)	
252.1140 Meter Installations		Jul-09	10,989	(7,481)	
252.1140 Meter Installations		Aug-09	10,989	(7,527)	
252.1140 Meter Installations		Sep-09	10,989	(7,572)	
252.1140 Meter Installations		Oct-09	10,989	(7,618)	
252.1140 Meter Installations		Nov-09	10,989	(7,664)	
252.1140 Meter Installations		Dec-09	10,989	(7,710)	
					A/D
					A/D at 12/31/09 (7,710)
					A/D at 12/31/08 (7,160)
					Adjustment <span style="border: 1px solid black;">(549)</span>

<u>Account</u>	<u>Description</u>	<u>Year/Month</u>	<u>Plant Balance</u>	<u>A/D</u>	
252.1145 Hydrants		Jan-09	2,447	3,281	
252.1145 Hydrants		Feb-09	2,447	3,277	
252.1145 Hydrants		Mar-09	2,447	3,272	
252.1145 Hydrants		Apr-09	2,447	3,268	
252.1145 Hydrants		May-09	2,447	3,263	
252.1145 Hydrants		Jun-09	2,447	3,259	
252.1145 Hydrants		Jul-09	2,447	3,254	
252.1145 Hydrants		Aug-09	2,447	3,250	
252.1145 Hydrants		Sep-09	2,447	3,245	
252.1145 Hydrants		Oct-09	2,447	3,240	
252.1145 Hydrants		Nov-09	2,447	3,236	
252.1145 Hydrants		Dec-09	2,447	3,231	
					A/D
					A/D at 12/31/09 3,231
					A/D at 12/31/08 3,286
					Adjustment <span style="border: 1px solid black;">(54)</span>

<u>Account</u>	<u>Description</u>	<u>Year/Month</u>	<u>Plant Balance</u>	<u>A/D</u>	
252.1190 Tools, Shop, & Miscellaneous Equipment		Jan-09	1,786	(1,133)	
252.1190 Tools, Shop, & Miscellaneous Equipment		Feb-09	1,786	(1,143)	
252.1190 Tools, Shop, & Miscellaneous Equipment		Mar-09	1,786	(1,152)	
252.1190 Tools, Shop, & Miscellaneous Equipment		Apr-09	1,786	(1,161)	
252.1190 Tools, Shop, & Miscellaneous Equipment		May-09	1,786	(1,170)	
252.1190 Tools, Shop, & Miscellaneous Equipment		Jun-09	1,786	(1,180)	
252.1190 Tools, Shop, & Miscellaneous Equipment		Jul-09	1,786	(1,189)	
252.1190 Tools, Shop, & Miscellaneous Equipment		Aug-09	1,786	(1,198)	
252.1190 Tools, Shop, & Miscellaneous Equipment		Sep-09	1,786	(1,208)	
252.1190 Tools, Shop, & Miscellaneous Equipment		Oct-09	1,786	(1,217)	
252.1190 Tools, Shop, & Miscellaneous Equipment		Nov-09	1,786	(1,226)	
252.1190 Tools, Shop, & Miscellaneous Equipment		Dec-09	1,786	(1,236)	
					A/D
					A/D at 12/31/09 (1,236)
					A/D at 12/31/08 (1,124)
					Adjustment <span style="border: 1px solid black;">(112)</span>

<u>Account</u>	<u>Description</u>	<u>Year/Month</u>	<u>Plant Balance</u>	<u>A/D</u>	
252.1220	Other Tangible Plant - Water	Jan-09	(12,243)	3,775	
252.1220	Other Tangible Plant - Water	Feb-09	(12,243)	3,877	
252.1220	Other Tangible Plant - Water	Mar-09	(12,243)	3,979	
252.1220	Other Tangible Plant - Water	Apr-09	(12,243)	4,081	
252.1220	Other Tangible Plant - Water	May-09	(12,243)	4,183	
252.1220	Other Tangible Plant - Water	Jun-09	(12,243)	4,285	
252.1220	Other Tangible Plant - Water	Jul-09	(12,243)	4,387	
252.1220	Other Tangible Plant - Water	Aug-09	(12,243)	4,489	
252.1220	Other Tangible Plant - Water	Sep-09	(12,243)	4,591	
252.1220	Other Tangible Plant - Water	Oct-09	(12,243)	4,693	
252.1220	Other Tangible Plant - Water	Nov-09	(12,243)	4,795	
252.1220	Other Tangible Plant - Water	Dec-09	(12,243)	4,897	
					A/D
					A/D at 12/31/09 4,897
					A/D at 12/31/08 3,673
					Adjustment <span style="border: 1px solid black; padding: 2px;">1,224</span>

<u>Account</u>	<u>Description</u>	<u>Year/Month</u>	<u>Plant Balance</u>	<u>A/D</u>	
252.3265	CIAC - Structures & Improvements - Source of Supply	Jan-09	(1,867)	354	
252.3265	CIAC - Structures & Improvements - Source of Supply	Feb-09	(1,867)	359	
252.3265	CIAC - Structures & Improvements - Source of Supply	Mar-09	(1,867)	364	
252.3265	CIAC - Structures & Improvements - Source of Supply	Apr-09	(1,867)	369	
252.3265	CIAC - Structures & Improvements - Source of Supply	May-09	(1,867)	374	
252.3265	CIAC - Structures & Improvements - Source of Supply	Jun-09	(1,867)	379	
252.3265	CIAC - Structures & Improvements - Source of Supply	Jul-09	(1,867)	383	
252.3265	CIAC - Structures & Improvements - Source of Supply	Aug-09	(1,867)	388	
252.3265	CIAC - Structures & Improvements - Source of Supply	Sep-09	(1,867)	393	
252.3265	CIAC - Structures & Improvements - Source of Supply	Oct-09	(1,867)	398	
252.3265	CIAC - Structures & Improvements - Source of Supply	Nov-09	(1,867)	403	
252.3265	CIAC - Structures & Improvements - Source of Supply	Dec-09	(1,867)	408	
					A/D
					A/D at 12/31/09 408
					A/D at 12/31/08 349
					Adjustment <span style="border: 1px solid black; padding: 2px;">58</span>

<u>Account</u>	<u>Description</u>	<u>Year/Month</u>	<u>Plant Balance</u>	<u>A/D</u>	
252.3270	CIAC - Structures & Improvements - Water Treatment	Jan-09	(307)	58	
252.3270	CIAC - Structures & Improvements - Water Treatment	Feb-09	(307)	59	
252.3270	CIAC - Structures & Improvements - Water Treatment	Mar-09	(307)	60	
252.3270	CIAC - Structures & Improvements - Water Treatment	Apr-09	(307)	61	
252.3270	CIAC - Structures & Improvements - Water Treatment	May-09	(307)	61	
252.3270	CIAC - Structures & Improvements - Water Treatment	Jun-09	(307)	62	
252.3270	CIAC - Structures & Improvements - Water Treatment	Jul-09	(307)	63	
252.3270	CIAC - Structures & Improvements - Water Treatment	Aug-09	(307)	64	
252.3270	CIAC - Structures & Improvements - Water Treatment	Sep-09	(307)	65	
252.3270	CIAC - Structures & Improvements - Water Treatment	Oct-09	(307)	65	
252.3270	CIAC - Structures & Improvements - Water Treatment	Nov-09	(307)	66	
252.3270	CIAC - Structures & Improvements - Water Treatment	Dec-09	(307)	67	
					A/D
					A/D at 12/31/09 67
					A/D at 12/31/08 57
					Adjustment <span style="border: 1px solid black; padding: 2px;">10</span>

<u>Account</u>	<u>Description</u>	<u>Year/Month</u>	<u>Plant Balance</u>	<u>A/D</u>	
252.3295	CIAC - Wells & Springs	Jan-09	(11,008)	2,232	
252.3295	CIAC - Wells & Springs	Feb-09	(11,008)	2,262	
252.3295	CIAC - Wells & Springs	Mar-09	(11,008)	2,293	
252.3295	CIAC - Wells & Springs	Apr-09	(11,008)	2,323	
252.3295	CIAC - Wells & Springs	May-09	(11,008)	2,354	
252.3295	CIAC - Wells & Springs	Jun-09	(11,008)	2,384	
252.3295	CIAC - Wells & Springs	Jul-09	(11,008)	2,415	
252.3295	CIAC - Wells & Springs	Aug-09	(11,008)	2,446	
252.3295	CIAC - Wells & Springs	Sep-09	(11,008)	2,476	
252.3295	CIAC - Wells & Springs	Oct-09	(11,008)	2,507	
252.3295	CIAC - Wells & Springs	Nov-09	(11,008)	2,537	
252.3295	CIAC - Wells & Springs	Dec-09	(11,008)	2,568	
					A/D
					A/D at 12/31/09 2,568
					A/D at 12/31/08 2,201

Adjustment 367

<u>Account</u>	<u>Description</u>	<u>Year/Month</u>	<u>Plant Balance</u>	<u>A/D</u>
252.3315	CIAC - Electric Pump Equipment - Source of Supply	Jan-09	(2,565)	780
252.3315	CIAC - Electric Pump Equipment - Source of Supply	Feb-09	(2,565)	791
252.3315	CIAC - Electric Pump Equipment - Source of Supply	Mar-09	(2,565)	802
252.3315	CIAC - Electric Pump Equipment - Source of Supply	Apr-09	(2,565)	812
252.3315	CIAC - Electric Pump Equipment - Source of Supply	May-09	(2,565)	823
252.3315	CIAC - Electric Pump Equipment - Source of Supply	Jun-09	(2,565)	834
252.3315	CIAC - Electric Pump Equipment - Source of Supply	Jul-09	(2,565)	844
252.3315	CIAC - Electric Pump Equipment - Source of Supply	Aug-09	(2,565)	855
252.3315	CIAC - Electric Pump Equipment - Source of Supply	Sep-09	(2,565)	866
252.3315	CIAC - Electric Pump Equipment - Source of Supply	Oct-09	(2,565)	876
252.3315	CIAC - Electric Pump Equipment - Source of Supply	Nov-09	(2,565)	887
252.3315	CIAC - Electric Pump Equipment - Source of Supply	Dec-09	(2,565)	898

A/D  
A/D at 12/31/09 898  
A/D at 12/31/08 770  
Adjustment 128

<u>Account</u>	<u>Description</u>	<u>Year/Month</u>	<u>Plant Balance</u>	<u>A/D</u>
252.3330	CIAC - Water Treatment Equipment	Jan-09	(4,599)	1,272
252.3330	CIAC - Water Treatment Equipment	Feb-09	(4,599)	1,290
252.3330	CIAC - Water Treatment Equipment	Mar-09	(4,599)	1,307
252.3330	CIAC - Water Treatment Equipment	Apr-09	(4,599)	1,324
252.3330	CIAC - Water Treatment Equipment	May-09	(4,599)	1,342
252.3330	CIAC - Water Treatment Equipment	Jun-09	(4,599)	1,359
252.3330	CIAC - Water Treatment Equipment	Jul-09	(4,599)	1,377
252.3330	CIAC - Water Treatment Equipment	Aug-09	(4,599)	1,394
252.3330	CIAC - Water Treatment Equipment	Sep-09	(4,599)	1,412
252.3330	CIAC - Water Treatment Equipment	Oct-09	(4,599)	1,429
252.3330	CIAC - Water Treatment Equipment	Nov-09	(4,599)	1,446
252.3330	CIAC - Water Treatment Equipment	Dec-09	(4,599)	1,464

A/D  
A/D at 12/31/09 1,464  
A/D at 12/31/08 1,255  
Adjustment 209

<u>Account</u>	<u>Description</u>	<u>Year/Month</u>	<u>Plant Balance</u>	<u>A/D</u>
252.3335	CIAC - Distribution Reservoirs & Standpipes	Jan-09	(12,344)	2,029
252.3335	CIAC - Distribution Reservoirs & Standpipes	Feb-09	(12,344)	2,057
252.3335	CIAC - Distribution Reservoirs & Standpipes	Mar-09	(12,344)	2,084
252.3335	CIAC - Distribution Reservoirs & Standpipes	Apr-09	(12,344)	2,112
252.3335	CIAC - Distribution Reservoirs & Standpipes	May-09	(12,344)	2,140
252.3335	CIAC - Distribution Reservoirs & Standpipes	Jun-09	(12,344)	2,168
252.3335	CIAC - Distribution Reservoirs & Standpipes	Jul-09	(12,344)	2,196
252.3335	CIAC - Distribution Reservoirs & Standpipes	Aug-09	(12,344)	2,223
252.3335	CIAC - Distribution Reservoirs & Standpipes	Sep-09	(12,344)	2,251
252.3335	CIAC - Distribution Reservoirs & Standpipes	Oct-09	(12,344)	2,279
252.3335	CIAC - Distribution Reservoirs & Standpipes	Nov-09	(12,344)	2,307
252.3335	CIAC - Distribution Reservoirs & Standpipes	Dec-09	(12,344)	2,335

A/D  
A/D at 12/31/09 2,335  
A/D at 12/31/08 2,001  
Adjustment 334

<u>Account</u>	<u>Description</u>	<u>Year/Month</u>	<u>Plant Balance</u>	<u>A/D</u>
252.3340	CIAC - Transmission & Distribution Mains	Jan-09	(66,971)	9,480
252.3340	CIAC - Transmission & Distribution Mains	Feb-09	(66,971)	9,610
252.3340	CIAC - Transmission & Distribution Mains	Mar-09	(66,971)	9,740
252.3340	CIAC - Transmission & Distribution Mains	Apr-09	(66,971)	9,870
252.3340	CIAC - Transmission & Distribution Mains	May-09	(66,971)	9,999
252.3340	CIAC - Transmission & Distribution Mains	Jun-09	(66,971)	10,129
252.3340	CIAC - Transmission & Distribution Mains	Jul-09	(66,971)	10,259
252.3340	CIAC - Transmission & Distribution Mains	Aug-09	(66,971)	10,389
252.3340	CIAC - Transmission & Distribution Mains	Sep-09	(66,971)	10,519
252.3340	CIAC - Transmission & Distribution Mains	Oct-09	(66,971)	10,648

252.3340 CIAC - Transmission & Distribution Mains	Nov-09	(66,971)	10,778		A/D
252.3340 CIAC - Transmission & Distribution Mains	Dec-09	(66,971)	10,908		A/D at 12/31/09 10,908
					A/D at 12/31/08 9,351
					Adjustment <span style="border: 1px solid black;">1,557</span>

<u>Account</u>	<u>Description</u>	<u>Year/Month</u>	<u>Plant Balance</u>	<u>A/D</u>	
252.3345 CIAC - Service Lines		Jan-09	(32,440)	5,745	
252.3345 CIAC - Service Lines		Feb-09	(32,440)	5,812	
252.3345 CIAC - Service Lines		Mar-09	(32,440)	5,880	
252.3345 CIAC - Service Lines		Apr-09	(32,440)	5,947	
252.3345 CIAC - Service Lines		May-09	(32,440)	6,015	
252.3345 CIAC - Service Lines		Jun-09	(32,440)	6,082	
252.3345 CIAC - Service Lines		Jul-09	(32,440)	6,150	
252.3345 CIAC - Service Lines		Aug-09	(32,440)	6,218	
252.3345 CIAC - Service Lines		Sep-09	(32,440)	6,285	
252.3345 CIAC - Service Lines		Oct-09	(32,440)	6,353	
252.3345 CIAC - Service Lines		Nov-09	(32,440)	6,420	
252.3345 CIAC - Service Lines		Dec-09	(32,440)	6,488	
					A/D
					A/D at 12/31/09 6,488
					A/D at 12/31/08 5,677
					Adjustment <span style="border: 1px solid black;">811</span>

<u>Account</u>	<u>Description</u>	<u>Year/Month</u>	<u>Plant Balance</u>	<u>A/D</u>	
252.3350 CIAC - Meters		Jan-09	(5,076)	1,544	
252.3350 CIAC - Meters		Feb-09	(5,076)	1,565	
252.3350 CIAC - Meters		Mar-09	(5,076)	1,586	
252.3350 CIAC - Meters		Apr-09	(5,076)	1,607	
252.3350 CIAC - Meters		May-09	(5,076)	1,629	
252.3350 CIAC - Meters		Jun-09	(5,076)	1,650	
252.3350 CIAC - Meters		Jul-09	(5,076)	1,671	
252.3350 CIAC - Meters		Aug-09	(5,076)	1,692	
252.3350 CIAC - Meters		Sep-09	(5,076)	1,713	
252.3350 CIAC - Meters		Oct-09	(5,076)	1,734	
252.3350 CIAC - Meters		Nov-09	(5,076)	1,755	
252.3350 CIAC - Meters		Dec-09	(5,076)	1,777	
					A/D
					A/D at 12/31/09 1,777
					A/D at 12/31/08 1,523
					Adjustment <span style="border: 1px solid black;">254</span>

<u>Account</u>	<u>Description</u>	<u>Year/Month</u>	<u>Plant Balance</u>	<u>A/D</u>	
252.3355 CIAC - Meter Installations		Jan-09	(167)	51	
252.3355 CIAC - Meter Installations		Feb-09	(167)	52	
252.3355 CIAC - Meter Installations		Mar-09	(167)	52	
252.3355 CIAC - Meter Installations		Apr-09	(167)	53	
252.3355 CIAC - Meter Installations		May-09	(167)	54	
252.3355 CIAC - Meter Installations		Jun-09	(167)	54	
252.3355 CIAC - Meter Installations		Jul-09	(167)	55	
252.3355 CIAC - Meter Installations		Aug-09	(167)	56	
252.3355 CIAC - Meter Installations		Sep-09	(167)	56	
252.3355 CIAC - Meter Installations		Oct-09	(167)	57	
252.3355 CIAC - Meter Installations		Nov-09	(167)	58	
252.3355 CIAC - Meter Installations		Dec-09	(167)	59	
					A/D
					A/D at 12/31/09 59
					A/D at 12/31/08 50
					Adjustment <span style="border: 1px solid black;">8</span>

<u>Account</u>	<u>Description</u>	<u>Year/Month</u>	<u>Plant Balance</u>	<u>A/D</u>	
252.3360 CIAC - Hydrants		Jan-09	(596)	80	
252.3360 CIAC - Hydrants		Feb-09	(596)	82	
252.3360 CIAC - Hydrants		Mar-09	(596)	83	
252.3360 CIAC - Hydrants		Apr-09	(596)	84	
252.3360 CIAC - Hydrants		May-09	(596)	85	
252.3360 CIAC - Hydrants		Jun-09	(596)	86	
252.3360 CIAC - Hydrants		Jul-09	(596)	87	

252.3360 CIAC - Hydrants	Aug-09	(596)	88	
252.3360 CIAC - Hydrants	Sep-09	(596)	89	
252.3360 CIAC - Hydrants	Oct-09	(596)	90	
252.3360 CIAC - Hydrants	Nov-09	(596)	91	
252.3360 CIAC - Hydrants	Dec-09	(596)	93	
				A/D
				A/D at 12/31/09 93
				A/D at 12/31/08 79
				Adjustment <input type="text" value="13"/>

<u>Account</u>	<u>Description</u>	<u>Year/Month</u>	<u>Plant Balance</u>	<u>A/D</u>	
252.3435 CIAC - Water Tap		Jan-09	(907)	48,958	
252.3435 CIAC - Water Tap		Feb-09	(907)	48,958	
252.3435 CIAC - Water Tap		Mar-09	(907)	48,958	
252.3435 CIAC - Water Tap		Apr-09	(907)	48,958	
252.3435 CIAC - Water Tap		May-09	(907)	48,958	
252.3435 CIAC - Water Tap		Jun-09	(907)	48,958	
252.3435 CIAC - Water Tap		Jul-09	(907)	48,958	
252.3435 CIAC - Water Tap		Aug-09	(907)	48,958	
252.3435 CIAC - Water Tap		Sep-09	(907)	48,958	
252.3435 CIAC - Water Tap		Oct-09	(907)	48,958	
252.3435 CIAC - Water Tap		Nov-09	(907)	48,958	
252.3435 CIAC - Water Tap		Dec-09	(907)	48,958	
					A/D
					A/D at 12/31/09 48,958
					A/D at 12/31/08 48,958
					Adjustment <input type="text" value="-"/>

**UTILITIES, INC. OF FLORIDA - SEMINOLE COUNTY  
EXTRA YEAR OF A/D AND A/A  
2009**

<u>Account</u>	<u>Description</u>	<u>Year/Month</u>	<u>Plant Balance</u>	<u>A/D</u>	
252.1020	Organization	Jan-09	61,334	(51,105)	
252.1020	Organization	Feb-09	61,334	(51,232)	
252.1020	Organization	Mar-09	61,334	(51,360)	
252.1020	Organization	Apr-09	61,334	(51,488)	
252.1020	Organization	May-09	61,334	(51,616)	
252.1020	Organization	Jun-09	61,334	(51,744)	
252.1020	Organization	Jul-09	61,334	(51,871)	
252.1020	Organization	Aug-09	61,334	(51,999)	
252.1020	Organization	Sep-09	61,334	(52,127)	
252.1020	Organization	Oct-09	61,334	(52,255)	
252.1020	Organization	Nov-09	61,334	(52,382)	
252.1020	Organization	Dec-09	61,334	(52,510)	
					A/D
					A/D at 12/31/09 (52,510)
					A/D at 12/31/08 (50,977)
					Adjustment (1,533)

<u>Account</u>	<u>Description</u>	<u>Year/Month</u>	<u>Plant Balance</u>	<u>A/D</u>	
252.1025	Franchises	Jan-09	1,250	(66)	
252.1025	Franchises	Feb-09	1,250	(69)	
252.1025	Franchises	Mar-09	1,250	(72)	
252.1025	Franchises	Apr-09	1,250	(74)	
252.1025	Franchises	May-09	1,250	(77)	
252.1025	Franchises	Jun-09	1,250	(79)	
252.1025	Franchises	Jul-09	1,250	(82)	
252.1025	Franchises	Aug-09	1,250	(85)	
252.1025	Franchises	Sep-09	1,250	(87)	
252.1025	Franchises	Oct-09	1,250	(90)	
252.1025	Franchises	Nov-09	1,250	(92)	
252.1025	Franchises	Dec-09	1,250	(95)	
					A/D
					A/D at 12/31/09 (95)
					A/D at 12/31/08 (64)
					Adjustment (31)

<u>Account</u>	<u>Description</u>	<u>Year/Month</u>	<u>Plant Balance</u>	<u>A/D</u>	
252.1050	Structures & Improvements - Source of Supply	Jan-09	224,710	(32,394)	
252.1050	Structures & Improvements - Source of Supply	Feb-09	224,710	(32,979)	
252.1050	Structures & Improvements - Source of Supply	Mar-09	224,710	(33,564)	
252.1050	Structures & Improvements - Source of Supply	Apr-09	224,710	(34,149)	
252.1050	Structures & Improvements - Source of Supply	May-09	224,710	(34,735)	
252.1050	Structures & Improvements - Source of Supply	Jun-09	224,710	(35,320)	
252.1050	Structures & Improvements - Source of Supply	Jul-09	224,710	(35,905)	
252.1050	Structures & Improvements - Source of Supply	Aug-09	224,710	(36,490)	
252.1050	Structures & Improvements - Source of Supply	Sep-09	224,710	(37,075)	
252.1050	Structures & Improvements - Source of Supply	Oct-09	224,710	(37,661)	
252.1050	Structures & Improvements - Source of Supply	Nov-09	224,710	(38,246)	
252.1050	Structures & Improvements - Source of Supply	Dec-09	224,710	(38,831)	
					A/D
					A/D at 12/31/09 (38,831)
					A/D at 12/31/08 (31,809)
					Adjustment (7,022)

<u>Account</u>	<u>Description</u>	<u>Year/Month</u>	<u>Plant Balance</u>	<u>A/D</u>	
252.1055	Structures & Improvements - Water Treatment	Jan-09	132,859	(23,329)	
252.1055	Structures & Improvements - Water Treatment	Feb-09	132,859	(23,675)	
252.1055	Structures & Improvements - Water Treatment	Mar-09	132,859	(24,021)	
252.1055	Structures & Improvements - Water Treatment	Apr-09	132,859	(24,367)	
252.1055	Structures & Improvements - Water Treatment	May-09	132,859	(24,713)	
252.1055	Structures & Improvements - Water Treatment	Jun-09	132,859	(25,059)	
252.1055	Structures & Improvements - Water Treatment	Jul-09	132,859	(25,405)	
252.1055	Structures & Improvements - Water Treatment	Aug-09	132,859	(25,751)	
252.1055	Structures & Improvements - Water Treatment	Sep-09	132,859	(26,097)	
252.1055	Structures & Improvements - Water Treatment	Oct-09	132,859	(26,443)	
252.1055	Structures & Improvements - Water Treatment	Nov-09	132,859	(26,789)	
252.1055	Structures & Improvements - Water Treatment	Dec-09	132,859	(27,135)	
					A/D
					A/D at 12/31/09 (27,135)
					A/D at 12/31/08 (22,983)
					Adjustment (4,152)

<u>Account</u>	<u>Description</u>	<u>Year/Month</u>	<u>Plant Balance</u>	<u>A/D</u>	
252.1080	Wells & Springs	Jan-09	225,539	(113,603)	
252.1080	Wells & Springs	Feb-09	225,539	(114,230)	
252.1080	Wells & Springs	Mar-09	225,539	(114,856)	
252.1080	Wells & Springs	Apr-09	225,539	(115,483)	
252.1080	Wells & Springs	May-09	225,539	(116,109)	
252.1080	Wells & Springs	Jun-09	225,539	(116,736)	
252.1080	Wells & Springs	Jul-09	225,539	(117,362)	
252.1080	Wells & Springs	Aug-09	225,539	(117,989)	
252.1080	Wells & Springs	Sep-09	225,539	(118,615)	
252.1080	Wells & Springs	Oct-09	225,539	(119,242)	
252.1080	Wells & Springs	Nov-09	225,539	(119,868)	A/D
252.1080	Wells & Springs	Dec-09	225,539	(120,495)	A/D at 12/31/09 (120,495)
					A/D at 12/31/08 (112,977)
					Adjustment (7,518)

<u>Account</u>	<u>Description</u>	<u>Year/Month</u>	<u>Plant Balance</u>	<u>A/D</u>	
252.1095	Power Generation Equipment	Jan-09	119	(3)	
252.1095	Power Generation Equipment	Feb-09	119	(4)	
252.1095	Power Generation Equipment	Mar-09	119	(4)	
252.1095	Power Generation Equipment	Apr-09	119	(5)	
252.1095	Power Generation Equipment	May-09	119	(5)	
252.1095	Power Generation Equipment	Jun-09	119	(6)	
252.1095	Power Generation Equipment	Jul-09	119	(6)	
252.1095	Power Generation Equipment	Aug-09	119	(7)	
252.1095	Power Generation Equipment	Sep-09	119	(7)	
252.1095	Power Generation Equipment	Oct-09	119	(8)	
252.1095	Power Generation Equipment	Nov-09	119	(8)	A/D
252.1095	Power Generation Equipment	Dec-09	119	(9)	A/D at 12/31/09 (9)
					A/D at 12/31/08 (3)
					Adjustment (6)

<u>Account</u>	<u>Description</u>	<u>Year/Month</u>	<u>Plant Balance</u>	<u>A/D</u>	
252.1100	Electric Pump Equipment - Source of Supply	Jan-09	47,040	(2,156)	
252.1100	Electric Pump Equipment - Source of Supply	Feb-09	47,040	(2,352)	
252.1100	Electric Pump Equipment - Source of Supply	Mar-09	47,040	(2,548)	
252.1100	Electric Pump Equipment - Source of Supply	Apr-09	47,040	(2,744)	
252.1100	Electric Pump Equipment - Source of Supply	May-09	47,040	(2,940)	
252.1100	Electric Pump Equipment - Source of Supply	Jun-09	47,040	(3,136)	
252.1100	Electric Pump Equipment - Source of Supply	Jul-09	47,040	(3,332)	
252.1100	Electric Pump Equipment - Source of Supply	Aug-09	47,040	(3,528)	
252.1100	Electric Pump Equipment - Source of Supply	Sep-09	47,040	(3,724)	
252.1100	Electric Pump Equipment - Source of Supply	Oct-09	47,040	(3,920)	
252.1100	Electric Pump Equipment - Source of Supply	Nov-09	47,040	(4,116)	A/D
252.1100	Electric Pump Equipment - Source of Supply	Dec-09	47,040	(4,312)	A/D at 12/31/09 (4,312)
					A/D at 12/31/08 (1,960)
					Adjustment (2,352)

<u>Account</u>	<u>Description</u>	<u>Year/Month</u>	<u>Plant Balance</u>	<u>A/D</u>	
252.1105	Electric Pump Equipment - Water Treatment	Jan-09	532,110	(209,956)	
252.1105	Electric Pump Equipment - Water Treatment	Feb-09	532,110	(212,173)	
252.1105	Electric Pump Equipment - Water Treatment	Mar-09	532,110	(214,390)	
252.1105	Electric Pump Equipment - Water Treatment	Apr-09	532,110	(216,608)	
252.1105	Electric Pump Equipment - Water Treatment	May-09	532,110	(218,825)	
252.1105	Electric Pump Equipment - Water Treatment	Jun-09	532,110	(221,042)	
252.1105	Electric Pump Equipment - Water Treatment	Jul-09	532,110	(223,259)	
252.1105	Electric Pump Equipment - Water Treatment	Aug-09	532,110	(225,476)	
252.1105	Electric Pump Equipment - Water Treatment	Sep-09	532,110	(227,693)	
252.1105	Electric Pump Equipment - Water Treatment	Oct-09	532,110	(229,910)	
252.1105	Electric Pump Equipment - Water Treatment	Nov-09	532,110	(232,127)	A/D
252.1105	Electric Pump Equipment - Water Treatment	Dec-09	532,110	(234,345)	A/D at 12/31/09 (234,345)
					A/D at 12/31/08 (207,739)
					Adjustment (26,606)

<u>Account</u>	<u>Description</u>	<u>Year/Month</u>	<u>Plant Balance</u>	<u>A/D</u>
252.1110	Electric Pump Equipment - Transmission & Distribution	Jan-09	1,135	(34)
252.1110	Electric Pump Equipment - Transmission & Distribution	Feb-09	1,135	(39)



252.1110	Electric Pump Equipment - Transmission & Distribution	Mar-09	1,135	(43)	
252.1110	Electric Pump Equipment - Transmission & Distribution	Apr-09	1,135	(48)	
252.1110	Electric Pump Equipment - Transmission & Distribution	May-09	1,135	(53)	
252.1110	Electric Pump Equipment - Transmission & Distribution	Jun-09	1,135	(58)	
252.1110	Electric Pump Equipment - Transmission & Distribution	Jul-09	1,135	(62)	
252.1110	Electric Pump Equipment - Transmission & Distribution	Aug-09	1,135	(67)	
252.1110	Electric Pump Equipment - Transmission & Distribution	Sep-09	1,135	(72)	
252.1110	Electric Pump Equipment - Transmission & Distribution	Oct-09	1,135	(76)	
252.1110	Electric Pump Equipment - Transmission & Distribution	Nov-09	1,135	(81)	
252.1110	Electric Pump Equipment - Transmission & Distribution	Dec-09	1,135	(86)	
					A/D
					A/D at 12/31/09 (86)
					A/D at 12/31/08 (29)
					Adjustment (57)

<u>Account</u>	<u>Description</u>	<u>Year/Month</u>	<u>Plant Balance</u>	<u>A/D</u>	
252.1115	Water Treatment Equipment	Jan-09	142,976	(59,597)	
252.1115	Water Treatment Equipment	Feb-09	142,976	(60,138)	
252.1115	Water Treatment Equipment	Mar-09	142,976	(60,680)	
252.1115	Water Treatment Equipment	Apr-09	142,976	(61,221)	
252.1115	Water Treatment Equipment	May-09	142,976	(61,763)	
252.1115	Water Treatment Equipment	Jun-09	142,976	(62,304)	
252.1115	Water Treatment Equipment	Jul-09	142,976	(62,846)	
252.1115	Water Treatment Equipment	Aug-09	142,976	(63,388)	
252.1115	Water Treatment Equipment	Sep-09	142,976	(63,929)	
252.1115	Water Treatment Equipment	Oct-09	142,976	(64,471)	
252.1115	Water Treatment Equipment	Nov-09	142,976	(65,012)	
252.1115	Water Treatment Equipment	Dec-09	142,976	(65,554)	
					A/D
					A/D at 12/31/09 (65,554)
					A/D at 12/31/08 (59,055)
					Adjustment (6,499)

<u>Account</u>	<u>Description</u>	<u>Year/Month</u>	<u>Plant Balance</u>	<u>A/D</u>	
252.1120	Distribution Reservoirs & Standpipes	Jan-09	287,037	346,733	
252.1120	Distribution Reservoirs & Standpipes	Feb-09	287,037	346,087	
252.1120	Distribution Reservoirs & Standpipes	Mar-09	287,037	345,440	
252.1120	Distribution Reservoirs & Standpipes	Apr-09	287,037	344,794	
252.1120	Distribution Reservoirs & Standpipes	May-09	287,037	344,147	
252.1120	Distribution Reservoirs & Standpipes	Jun-09	287,037	343,501	
252.1120	Distribution Reservoirs & Standpipes	Jul-09	287,037	342,854	
252.1120	Distribution Reservoirs & Standpipes	Aug-09	287,037	342,208	
252.1120	Distribution Reservoirs & Standpipes	Sep-09	287,037	341,561	
252.1120	Distribution Reservoirs & Standpipes	Oct-09	287,037	340,915	
252.1120	Distribution Reservoirs & Standpipes	Nov-09	287,037	340,268	
252.1120	Distribution Reservoirs & Standpipes	Dec-09	287,037	339,622	
					A/D
					A/D at 12/31/09 339,622
					A/D at 12/31/08 347,380
					Adjustment (7,758)

<u>Account</u>	<u>Description</u>	<u>Year/Month</u>	<u>Plant Balance</u>	<u>A/D</u>	
252.1125	Transmission & Distribution Mains	Jan-09	1,504,451	(472,099)	
252.1125	Transmission & Distribution Mains	Feb-09	1,504,451	(475,015)	
252.1125	Transmission & Distribution Mains	Mar-09	1,504,451	(477,930)	
252.1125	Transmission & Distribution Mains	Apr-09	1,504,451	(480,846)	
252.1125	Transmission & Distribution Mains	May-09	1,504,451	(483,762)	
252.1125	Transmission & Distribution Mains	Jun-09	1,504,451	(486,677)	
252.1125	Transmission & Distribution Mains	Jul-09	1,504,451	(489,593)	
252.1125	Transmission & Distribution Mains	Aug-09	1,504,451	(492,508)	
252.1125	Transmission & Distribution Mains	Sep-09	1,504,451	(495,424)	
252.1125	Transmission & Distribution Mains	Oct-09	1,504,451	(498,340)	
252.1125	Transmission & Distribution Mains	Nov-09	1,504,451	(501,255)	
252.1125	Transmission & Distribution Mains	Dec-09	1,504,451	(504,171)	
					A/D
					A/D at 12/31/09 (504,171)
					A/D at 12/31/08 (469,184)
					Adjustment (34,987)

<u>Account</u>	<u>Description</u>	<u>Year/Month</u>	<u>Plant Balance</u>	<u>A/D</u>
252.1130	Service Lines	Jan-09	277,620	(112,655)
252.1130	Service Lines	Feb-09	277,620	(113,234)
252.1130	Service Lines	Mar-09	277,620	(113,812)
252.1130	Service Lines	Apr-09	277,620	(114,390)
252.1130	Service Lines	May-09	277,620	(114,969)
252.1130	Service Lines	Jun-09	277,620	(115,547)

252.1130 Service Lines	Jul-09	277,620	(116,125)	
252.1130 Service Lines	Aug-09	277,620	(116,704)	
252.1130 Service Lines	Sep-09	277,620	(117,282)	
252.1130 Service Lines	Oct-09	277,620	(117,861)	
252.1130 Service Lines	Nov-09	277,620	(118,439)	
252.1130 Service Lines	Dec-09	277,620	(119,017)	
				A/D
				A/D at 12/31/09 (119,017)
				A/D at 12/31/08 (112,077)
				Adjustment (6,941)

<u>Account</u>	<u>Description</u>	<u>Year/Month</u>	<u>Plant Balance</u>	<u>A/D</u>	
252.1135 Meters		Jan-09	216,197	(186,984)	
252.1135 Meters		Feb-09	216,197	(187,885)	
252.1135 Meters		Mar-09	216,197	(188,786)	
252.1135 Meters		Apr-09	216,197	(189,687)	
252.1135 Meters		May-09	216,197	(190,587)	
252.1135 Meters		Jun-09	216,197	(191,488)	
252.1135 Meters		Jul-09	216,197	(192,389)	
252.1135 Meters		Aug-09	216,197	(193,290)	
252.1135 Meters		Sep-09	216,197	(194,191)	
252.1135 Meters		Oct-09	216,197	(195,091)	
252.1135 Meters		Nov-09	216,197	(195,992)	
252.1135 Meters		Dec-09	216,197	(196,893)	
					A/D
					A/D at 12/31/09 (196,893)
					A/D at 12/31/08 (186,083)
					Adjustment (10,810)

<u>Account</u>	<u>Description</u>	<u>Year/Month</u>	<u>Plant Balance</u>	<u>A/D</u>	
252.1140 Meter Installations		Jan-09	36,848	(9,134)	
252.1140 Meter Installations		Feb-09	36,848	(9,288)	
252.1140 Meter Installations		Mar-09	36,848	(9,441)	
252.1140 Meter Installations		Apr-09	36,848	(9,595)	
252.1140 Meter Installations		May-09	36,848	(9,748)	
252.1140 Meter Installations		Jun-09	36,848	(9,902)	
252.1140 Meter Installations		Jul-09	36,848	(10,055)	
252.1140 Meter Installations		Aug-09	36,848	(10,209)	
252.1140 Meter Installations		Sep-09	36,848	(10,362)	
252.1140 Meter Installations		Oct-09	36,848	(10,516)	
252.1140 Meter Installations		Nov-09	36,848	(10,670)	
252.1140 Meter Installations		Dec-09	36,848	(10,823)	
					A/D
					A/D at 12/31/09 (10,823)
					A/D at 12/31/08 (8,981)
					Adjustment (1,842)

<u>Account</u>	<u>Description</u>	<u>Year/Month</u>	<u>Plant Balance</u>	<u>A/D</u>	
252.1145 Hydrants		Jan-09	42,656	12,066	
252.1145 Hydrants		Feb-09	42,656	11,987	
252.1145 Hydrants		Mar-09	42,656	11,908	
252.1145 Hydrants		Apr-09	42,656	11,829	
252.1145 Hydrants		May-09	42,656	11,750	
252.1145 Hydrants		Jun-09	42,656	11,671	
252.1145 Hydrants		Jul-09	42,656	11,592	
252.1145 Hydrants		Aug-09	42,656	11,513	
252.1145 Hydrants		Sep-09	42,656	11,434	
252.1145 Hydrants		Oct-09	42,656	11,355	
252.1145 Hydrants		Nov-09	42,656	11,276	
252.1145 Hydrants		Dec-09	42,656	11,197	
					A/D
					A/D at 12/31/09 11,197
					A/D at 12/31/08 12,145
					Adjustment (948)

<u>Account</u>	<u>Description</u>	<u>Year/Month</u>	<u>Plant Balance</u>	<u>A/D</u>	
252.1150 Backflow Prevention Device		Jan-09	2,680	(57)	
252.1150 Backflow Prevention Device		Feb-09	2,680	(72)	
252.1150 Backflow Prevention Device		Mar-09	2,680	(87)	
252.1150 Backflow Prevention Device		Apr-09	2,680	(102)	
252.1150 Backflow Prevention Device		May-09	2,680	(117)	
252.1150 Backflow Prevention Device		Jun-09	2,680	(132)	
252.1150 Backflow Prevention Device		Jul-09	2,680	(147)	
252.1150 Backflow Prevention Device		Aug-09	2,680	(162)	
252.1150 Backflow Prevention Device		Sep-09	2,680	(177)	
252.1150 Backflow Prevention Device		Oct-09	2,680	(191)	

252.1150 Backflow Prevention Device	Nov-09	2,680	(206)		A/D
252.1150 Backflow Prevention Device	Dec-09	2,680	(221)		A/D at 12/31/09 (221)
					A/D at 12/31/08 (43)
					Adjustment <input type="text" value="(179)"/>

<u>Account</u>	<u>Description</u>	<u>Year/Month</u>	<u>Plant Balance</u>	<u>A/D</u>	
252.1175 Office Structures & Improvements		Jan-09	7,981	(216)	
252.1175 Office Structures & Improvements		Feb-09	7,981	(233)	
252.1175 Office Structures & Improvements		Mar-09	7,981	(249)	
252.1175 Office Structures & Improvements		Apr-09	7,981	(266)	
252.1175 Office Structures & Improvements		May-09	7,981	(283)	
252.1175 Office Structures & Improvements		Jun-09	7,981	(299)	
252.1175 Office Structures & Improvements		Jul-09	7,981	(316)	
252.1175 Office Structures & Improvements		Aug-09	7,981	(333)	
252.1175 Office Structures & Improvements		Sep-09	7,981	(349)	
252.1175 Office Structures & Improvements		Oct-09	7,981	(366)	
252.1175 Office Structures & Improvements		Nov-09	7,981	(382)	
252.1175 Office Structures & Improvements		Dec-09	7,981	(399)	
					A/D
					A/D at 12/31/09 (399)
					A/D at 12/31/08 (200)
					Adjustment <input type="text" value="(200)"/>

<u>Account</u>	<u>Description</u>	<u>Year/Month</u>	<u>Plant Balance</u>	<u>A/D</u>	
252.1180 Office Furniture & Equipment		Jan-09	(2,527)	519	
252.1180 Office Furniture & Equipment		Feb-09	(2,527)	533	
252.1180 Office Furniture & Equipment		Mar-09	(2,527)	548	
252.1180 Office Furniture & Equipment		Apr-09	(2,527)	562	
252.1180 Office Furniture & Equipment		May-09	(2,527)	576	
252.1180 Office Furniture & Equipment		Jun-09	(2,527)	590	
252.1180 Office Furniture & Equipment		Jul-09	(2,527)	604	
252.1180 Office Furniture & Equipment		Aug-09	(2,527)	618	
252.1180 Office Furniture & Equipment		Sep-09	(2,527)	632	
252.1180 Office Furniture & Equipment		Oct-09	(2,527)	646	
252.1180 Office Furniture & Equipment		Nov-09	(2,527)	660	
252.1180 Office Furniture & Equipment		Dec-09	(2,527)	674	
					A/D
					A/D at 12/31/09 674
					A/D at 12/31/08 505
					Adjustment <input type="text" value="168"/>

<u>Account</u>	<u>Description</u>	<u>Year/Month</u>	<u>Plant Balance</u>	<u>A/D</u>	
252.1190 Tools, Shop, & Miscellaneous Equipment		Jan-09	9,036	(3,122)	
252.1190 Tools, Shop, & Miscellaneous Equipment		Feb-09	9,036	(3,169)	
252.1190 Tools, Shop, & Miscellaneous Equipment		Mar-09	9,036	(3,216)	
252.1190 Tools, Shop, & Miscellaneous Equipment		Apr-09	9,036	(3,263)	
252.1190 Tools, Shop, & Miscellaneous Equipment		May-09	9,036	(3,310)	
252.1190 Tools, Shop, & Miscellaneous Equipment		Jun-09	9,036	(3,357)	
252.1190 Tools, Shop, & Miscellaneous Equipment		Jul-09	9,036	(3,404)	
252.1190 Tools, Shop, & Miscellaneous Equipment		Aug-09	9,036	(3,451)	
252.1190 Tools, Shop, & Miscellaneous Equipment		Sep-09	9,036	(3,498)	
252.1190 Tools, Shop, & Miscellaneous Equipment		Oct-09	9,036	(3,545)	
252.1190 Tools, Shop, & Miscellaneous Equipment		Nov-09	9,036	(3,592)	
252.1190 Tools, Shop, & Miscellaneous Equipment		Dec-09	9,036	(3,640)	
					A/D
					A/D at 12/31/09 (3,640)
					A/D at 12/31/08 (3,075)
					Adjustment <input type="text" value="(565)"/>

<u>Account</u>	<u>Description</u>	<u>Year/Month</u>	<u>Plant Balance</u>	<u>A/D</u>	
252.1195 Laboratory Equipment		Jan-09	3,240	(3,240)	
252.1195 Laboratory Equipment		Feb-09	3,240	(3,240)	
252.1195 Laboratory Equipment		Mar-09	3,240	(3,240)	
252.1195 Laboratory Equipment		Apr-09	3,240	(3,240)	
252.1195 Laboratory Equipment		May-09	3,240	(3,240)	
252.1195 Laboratory Equipment		Jun-09	3,240	(3,240)	
252.1195 Laboratory Equipment		Jul-09	3,240	(3,240)	
252.1195 Laboratory Equipment		Aug-09	3,240	(3,240)	
252.1195 Laboratory Equipment		Sep-09	3,240	(3,240)	
252.1195 Laboratory Equipment		Oct-09	3,240	(3,240)	
252.1195 Laboratory Equipment		Nov-09	3,240	(3,240)	
252.1195 Laboratory Equipment		Dec-09	3,240	(3,240)	
					A/D
					A/D at 12/31/09 (3,240)
					A/D at 12/31/08 (3,240)
					Adjustment <input type="text" value="-"/>

<u>Account</u>	<u>Description</u>	<u>Year/Month</u>	<u>Plant Balance</u>	<u>A/D</u>
252.1200	Power Operated Equipment	Jan-09	2,691	(131)
252.1200	Power Operated Equipment	Feb-09	2,691	(150)
252.1200	Power Operated Equipment	Mar-09	2,691	(168)
252.1200	Power Operated Equipment	Apr-09	2,691	(187)
252.1200	Power Operated Equipment	May-09	2,691	(206)
252.1200	Power Operated Equipment	Jun-09	2,691	(224)
252.1200	Power Operated Equipment	Jul-09	2,691	(243)
252.1200	Power Operated Equipment	Aug-09	2,691	(262)
252.1200	Power Operated Equipment	Sep-09	2,691	(280)
252.1200	Power Operated Equipment	Oct-09	2,691	(299)
252.1200	Power Operated Equipment	Nov-09	2,691	(318)
252.1200	Power Operated Equipment	Dec-09	2,691	(336)
				A/D
				A/D at 12/31/09 (336)
				A/D at 12/31/08 (112)
				Adjustment (224)

<u>Account</u>	<u>Description</u>	<u>Year/Month</u>	<u>Plant Balance</u>	<u>A/D</u>
252.1220	Other Tangible Plant - Water	Jan-09	(77,872)	114,465
252.1220	Other Tangible Plant - Water	Feb-09	(77,872)	114,465
252.1220	Other Tangible Plant - Water	Mar-09	(77,872)	114,465
252.1220	Other Tangible Plant - Water	Apr-09	(77,872)	114,465
252.1220	Other Tangible Plant - Water	May-09	(77,872)	114,465
252.1220	Other Tangible Plant - Water	Jun-09	(77,872)	114,465
252.1220	Other Tangible Plant - Water	Jul-09	(77,872)	114,465
252.1220	Other Tangible Plant - Water	Aug-09	(77,872)	114,465
252.1220	Other Tangible Plant - Water	Sep-09	(77,872)	114,465
252.1220	Other Tangible Plant - Water	Oct-09	(77,872)	114,465
252.1220	Other Tangible Plant - Water	Nov-09	(77,872)	114,465
252.1220	Other Tangible Plant - Water	Dec-09	(77,872)	114,465
				A/D
				A/D at 12/31/09 114,465
				A/D at 12/31/08 114,465
				Adjustment -

<u>Account</u>	<u>Description</u>	<u>Year/Month</u>	<u>Plant Balance</u>	<u>A/D</u>
252.1245	Organization	Jan-09	150	(109)
252.1245	Organization	Feb-09	150	(109)
252.1245	Organization	Mar-09	150	(110)
252.1245	Organization	Apr-09	150	(110)
252.1245	Organization	May-09	150	(110)
252.1245	Organization	Jun-09	150	(111)
252.1245	Organization	Jul-09	150	(111)
252.1245	Organization	Aug-09	150	(111)
252.1245	Organization	Sep-09	150	(112)
252.1245	Organization	Oct-09	150	(112)
252.1245	Organization	Nov-09	150	(112)
252.1245	Organization	Dec-09	150	(113)
				A/D
				A/D at 12/31/09 (113)
				A/D at 12/31/08 (109)
				Adjustment (4)

<u>Account</u>	<u>Description</u>	<u>Year/Month</u>	<u>Plant Balance</u>	<u>A/D</u>
252.1295	Structures & Improvements - Pump Lift Stations	Jan-09	790,344	(65,785)
252.1295	Structures & Improvements - Pump Lift Stations	Feb-09	790,344	(68,420)
252.1295	Structures & Improvements - Pump Lift Stations	Mar-09	790,344	(71,054)
252.1295	Structures & Improvements - Pump Lift Stations	Apr-09	790,344	(73,689)
252.1295	Structures & Improvements - Pump Lift Stations	May-09	790,344	(76,323)
252.1295	Structures & Improvements - Pump Lift Stations	Jun-09	790,344	(78,958)
252.1295	Structures & Improvements - Pump Lift Stations	Jul-09	790,344	(81,592)
252.1295	Structures & Improvements - Pump Lift Stations	Aug-09	790,344	(84,227)
252.1295	Structures & Improvements - Pump Lift Stations	Sep-09	790,344	(86,861)
252.1295	Structures & Improvements - Pump Lift Stations	Oct-09	790,344	(89,496)
252.1295	Structures & Improvements - Pump Lift Stations	Nov-09	790,344	(92,130)
252.1295	Structures & Improvements - Pump Lift Stations	Dec-09	790,344	(94,764)
				A/D
				A/D at 12/31/09 (94,764)
				A/D at 12/31/08 (63,151)
				Adjustment (31,614)

<u>Account</u>	<u>Description</u>	<u>Year/Month</u>	<u>Plant Balance</u>	<u>A/D</u>
252.1300	Structures & Improvements - Wastewater Treatment	Jan-09	213,353	(164,445)

255.1300 Structures & Improvements - Wastewater Treatment	Feb-09	213,353	(165,001)	
255.1300 Structures & Improvements - Wastewater Treatment	Mar-09	213,353	(165,556)	
255.1300 Structures & Improvements - Wastewater Treatment	Apr-09	213,353	(166,112)	
255.1300 Structures & Improvements - Wastewater Treatment	May-09	213,353	(166,667)	
255.1300 Structures & Improvements - Wastewater Treatment	Jun-09	213,353	(167,223)	
255.1300 Structures & Improvements - Wastewater Treatment	Jul-09	213,353	(167,779)	
255.1300 Structures & Improvements - Wastewater Treatment	Aug-09	213,353	(168,334)	
255.1300 Structures & Improvements - Wastewater Treatment	Sep-09	213,353	(168,890)	
255.1300 Structures & Improvements - Wastewater Treatment	Oct-09	213,353	(169,445)	
255.1300 Structures & Improvements - Wastewater Treatment	Nov-09	213,353	(170,001)	
255.1300 Structures & Improvements - Wastewater Treatment	Dec-09	213,353	(170,557)	
				A/D
				A/D at 12/31/09 (170,557)
				A/D at 12/31/08 (163,889)
				Adjustment (6,667)

<u>Account</u>	<u>Description</u>	<u>Year/Month</u>	<u>Plant Balance</u>	<u>A/D</u>	
252.1320 Power Generation Equipment - Collection		Jan-09	523	(4)	
252.1320 Power Generation Equipment - Collection		Feb-09	523	(7)	
252.1320 Power Generation Equipment - Collection		Mar-09	523	(9)	
252.1320 Power Generation Equipment - Collection		Apr-09	523	(11)	
252.1320 Power Generation Equipment - Collection		May-09	523	(13)	
252.1320 Power Generation Equipment - Collection		Jun-09	523	(15)	
252.1320 Power Generation Equipment - Collection		Jul-09	523	(17)	
252.1320 Power Generation Equipment - Collection		Aug-09	523	(20)	
252.1320 Power Generation Equipment - Collection		Sep-09	523	(22)	
252.1320 Power Generation Equipment - Collection		Oct-09	523	(24)	
252.1320 Power Generation Equipment - Collection		Nov-09	523	(26)	
252.1320 Power Generation Equipment - Collection		Dec-09	523	(28)	
					A/D
					A/D at 12/31/09 (28)
					A/D at 12/31/08 (2)
					Adjustment (26)

<u>Account</u>	<u>Description</u>	<u>Year/Month</u>	<u>Plant Balance</u>	<u>A/D</u>	
252.1345 Force Mains		Jan-09	11,707	(8,420)	
252.1345 Force Mains		Feb-09	11,707	(8,452)	
252.1345 Force Mains		Mar-09	11,707	(8,485)	
252.1345 Force Mains		Apr-09	11,707	(8,517)	
252.1345 Force Mains		May-09	11,707	(8,550)	
252.1345 Force Mains		Jun-09	11,707	(8,582)	
252.1345 Force Mains		Jul-09	11,707	(8,615)	
252.1345 Force Mains		Aug-09	11,707	(8,648)	
252.1345 Force Mains		Sep-09	11,707	(8,680)	
252.1345 Force Mains		Oct-09	11,707	(8,713)	
252.1345 Force Mains		Nov-09	11,707	(8,745)	
252.1345 Force Mains		Dec-09	11,707	(8,778)	
					A/D
					A/D at 12/31/09 (8,778)
					A/D at 12/31/08 (8,387)
					Adjustment (390)

<u>Account</u>	<u>Description</u>	<u>Year/Month</u>	<u>Plant Balance</u>	<u>A/D</u>	
252.1350 Gravity Mains		Jan-09	1,771,421	(538,102)	
252.1350 Gravity Mains		Feb-09	1,771,421	(541,383)	
252.1350 Gravity Mains		Mar-09	1,771,421	(544,663)	
252.1350 Gravity Mains		Apr-09	1,771,421	(547,944)	
252.1350 Gravity Mains		May-09	1,771,421	(551,224)	
252.1350 Gravity Mains		Jun-09	1,771,421	(554,504)	
252.1350 Gravity Mains		Jul-09	1,771,421	(557,785)	
252.1350 Gravity Mains		Aug-09	1,771,421	(561,065)	
252.1350 Gravity Mains		Sep-09	1,771,421	(564,346)	
252.1350 Gravity Mains		Oct-09	1,771,421	(567,626)	
252.1350 Gravity Mains		Nov-09	1,771,421	(570,906)	
252.1350 Gravity Mains		Dec-09	1,771,421	(574,187)	
					A/D
					A/D at 12/31/09 (574,187)
					A/D at 12/31/08 (534,822)
					Adjustment (39,365)

<u>Account</u>	<u>Description</u>	<u>Year/Month</u>	<u>Plant Balance</u>	<u>A/D</u>
252.1353 Manholes		Jan-09	(6,955)	35,771
252.1353 Manholes		Feb-09	(6,955)	35,771
252.1353 Manholes		Mar-09	(6,955)	35,771
252.1353 Manholes		Apr-09	(6,955)	35,771
252.1353 Manholes		May-09	(6,955)	35,771

252.1353 Manholes	Jun-09	(6,955)	35,771		
252.1353 Manholes	Jul-09	(6,955)	35,771		
252.1353 Manholes	Aug-09	(6,955)	35,771		
252.1353 Manholes	Sep-09	(6,955)	35,771		
252.1353 Manholes	Oct-09	(6,955)	35,771		
252.1353 Manholes	Nov-09	(6,955)	35,771		A/D
252.1353 Manholes	Dec-09	(6,955)	35,771		A/D at 12/31/09 35,771
					A/D at 12/31/08 35,771
					Adjustment <input type="text" value="-"/>

<u>Account</u>	<u>Description</u>	<u>Year/Month</u>	<u>Plant Balance</u>	<u>A/D</u>	
252.1360 Services To Customers		Jan-09	123,769	(64,872)	
252.1360 Services To Customers		Feb-09	123,769	(65,144)	
252.1360 Services To Customers		Mar-09	123,769	(65,415)	
252.1360 Services To Customers		Apr-09	123,769	(65,687)	
252.1360 Services To Customers		May-09	123,769	(65,958)	
252.1360 Services To Customers		Jun-09	123,769	(66,230)	
252.1360 Services To Customers		Jul-09	123,769	(66,501)	
252.1360 Services To Customers		Aug-09	123,769	(66,772)	
252.1360 Services To Customers		Sep-09	123,769	(67,044)	
252.1360 Services To Customers		Oct-09	123,769	(67,315)	
252.1360 Services To Customers		Nov-09	123,769	(67,587)	
252.1360 Services To Customers		Dec-09	123,769	(67,858)	
					A/D
					A/D at 12/31/09 (67,858)
					A/D at 12/31/08 (64,601)
					Adjustment <input type="text" value="(3,257)"/>

<u>Account</u>	<u>Description</u>	<u>Year/Month</u>	<u>Plant Balance</u>	<u>A/D</u>	
252.1380 Pumping Equipment		Jan-09	396	(8)	
252.1380 Pumping Equipment		Feb-09	396	(10)	
252.1380 Pumping Equipment		Mar-09	396	(11)	
252.1380 Pumping Equipment		Apr-09	396	(13)	
252.1380 Pumping Equipment		May-09	396	(15)	
252.1380 Pumping Equipment		Jun-09	396	(17)	
252.1380 Pumping Equipment		Jul-09	396	(19)	
252.1380 Pumping Equipment		Aug-09	396	(21)	
252.1380 Pumping Equipment		Sep-09	396	(22)	
252.1380 Pumping Equipment		Oct-09	396	(24)	
252.1380 Pumping Equipment		Nov-09	396	(26)	
252.1380 Pumping Equipment		Dec-09	396	(28)	
					A/D
					A/D at 12/31/09 (28)
					A/D at 12/31/08 (6)
					Adjustment <input type="text" value="(22)"/>

<u>Account</u>	<u>Description</u>	<u>Year/Month</u>	<u>Plant Balance</u>	<u>A/D</u>	
252.1395 Treatment & Disposal - Lagoons		Jan-09	590	(289)	
252.1395 Treatment & Disposal - Lagoons		Feb-09	590	(292)	
252.1395 Treatment & Disposal - Lagoons		Mar-09	590	(294)	
252.1395 Treatment & Disposal - Lagoons		Apr-09	590	(297)	
252.1395 Treatment & Disposal - Lagoons		May-09	590	(300)	
252.1395 Treatment & Disposal - Lagoons		Jun-09	590	(303)	
252.1395 Treatment & Disposal - Lagoons		Jul-09	590	(305)	
252.1395 Treatment & Disposal - Lagoons		Aug-09	590	(308)	
252.1395 Treatment & Disposal - Lagoons		Sep-09	590	(311)	
252.1395 Treatment & Disposal - Lagoons		Oct-09	590	(313)	
252.1395 Treatment & Disposal - Lagoons		Nov-09	590	(316)	
252.1395 Treatment & Disposal - Lagoons		Dec-09	590	(319)	
					A/D
					A/D at 12/31/09 (319)
					A/D at 12/31/08 (286)
					Adjustment <input type="text" value="(33)"/>

<u>Account</u>	<u>Description</u>	<u>Year/Month</u>	<u>Plant Balance</u>	<u>A/D</u>
255.1400 Treatment & Disposal - Wastewater Treatment Plant		Jan-09	(173,396)	245,569
255.1400 Treatment & Disposal - Wastewater Treatment Plant		Feb-09	(173,396)	245,569
255.1400 Treatment & Disposal - Wastewater Treatment Plant		Mar-09	(173,396)	245,569
255.1400 Treatment & Disposal - Wastewater Treatment Plant		Apr-09	(173,396)	245,569
255.1400 Treatment & Disposal - Wastewater Treatment Plant		May-09	(173,396)	245,569
255.1400 Treatment & Disposal - Wastewater Treatment Plant		Jun-09	(173,396)	245,569
255.1400 Treatment & Disposal - Wastewater Treatment Plant		Jul-09	(173,396)	245,569
255.1400 Treatment & Disposal - Wastewater Treatment Plant		Aug-09	(173,396)	245,569
255.1400 Treatment & Disposal - Wastewater Treatment Plant		Sep-09	(173,396)	245,569

255.1400 Treatment & Disposal - Wastewater Treatment Plant	Oct-09	(173,396)	245,569	
255.1400 Treatment & Disposal - Wastewater Treatment Plant	Nov-09	(173,396)	245,569	A/D
255.1400 Treatment & Disposal - Wastewater Treatment Plant	Dec-09	(173,396)	245,569	A/D at 12/31/09 245,569
				A/D at 12/31/08 245,569
				Adjustment <input type="text" value="-"/>

<u>Account</u>	<u>Description</u>	<u>Year/Month</u>	<u>Plant Balance</u>	<u>A/D</u>
252.1470 Tools, Shop, & Miscellaneous Equipment		Jan-09	554	(12)
252.1470 Tools, Shop, & Miscellaneous Equipment		Feb-09	554	(14)
252.1470 Tools, Shop, & Miscellaneous Equipment		Mar-09	554	(17)
252.1470 Tools, Shop, & Miscellaneous Equipment		Apr-09	554	(20)
252.1470 Tools, Shop, & Miscellaneous Equipment		May-09	554	(23)
252.1470 Tools, Shop, & Miscellaneous Equipment		Jun-09	554	(26)
252.1470 Tools, Shop, & Miscellaneous Equipment		Jul-09	554	(29)
252.1470 Tools, Shop, & Miscellaneous Equipment		Aug-09	554	(32)
252.1470 Tools, Shop, & Miscellaneous Equipment		Sep-09	554	(35)
252.1470 Tools, Shop, & Miscellaneous Equipment		Oct-09	554	(38)
252.1470 Tools, Shop, & Miscellaneous Equipment		Nov-09	554	(40)
252.1470 Tools, Shop, & Miscellaneous Equipment		Dec-09	554	(43)
				A/D
				A/D at 12/31/09 (43)
				A/D at 12/31/08 (9)
				Adjustment <input type="text" value="(35)"/>

<u>Account</u>	<u>Description</u>	<u>Year/Month</u>	<u>Plant Balance</u>	<u>A/D</u>
252.1500 Other Tangible Plant - Wastewater		Jan-09	192	(55)
252.1500 Other Tangible Plant - Wastewater		Feb-09	192	(56)
252.1500 Other Tangible Plant - Wastewater		Mar-09	192	(58)
252.1500 Other Tangible Plant - Wastewater		Apr-09	192	(59)
252.1500 Other Tangible Plant - Wastewater		May-09	192	(61)
252.1500 Other Tangible Plant - Wastewater		Jun-09	192	(63)
252.1500 Other Tangible Plant - Wastewater		Jul-09	192	(64)
252.1500 Other Tangible Plant - Wastewater		Aug-09	192	(66)
252.1500 Other Tangible Plant - Wastewater		Sep-09	192	(67)
252.1500 Other Tangible Plant - Wastewater		Oct-09	192	(69)
252.1500 Other Tangible Plant - Wastewater		Nov-09	192	(71)
252.1500 Other Tangible Plant - Wastewater		Dec-09	192	(72)
				A/D
				A/D at 12/31/09 (72)
				A/D at 12/31/08 (53)
				Adjustment <input type="text" value="(19)"/>

<u>Account</u>	<u>Description</u>	<u>Year/Month</u>	<u>Plant Balance</u>	<u>A/D</u>
252.1540 Reuse Transmission & Distribution		Jan-09	1,216	(6)
252.1540 Reuse Transmission & Distribution		Feb-09	1,216	(8)
252.1540 Reuse Transmission & Distribution		Mar-09	1,216	(11)
252.1540 Reuse Transmission & Distribution		Apr-09	1,216	(13)
252.1540 Reuse Transmission & Distribution		May-09	1,216	(15)
252.1540 Reuse Transmission & Distribution		Jun-09	1,216	(18)
252.1540 Reuse Transmission & Distribution		Jul-09	1,216	(20)
252.1540 Reuse Transmission & Distribution		Aug-09	1,216	(22)
252.1540 Reuse Transmission & Distribution		Sep-09	1,216	(25)
252.1540 Reuse Transmission & Distribution		Oct-09	1,216	(27)
252.1540 Reuse Transmission & Distribution		Nov-09	1,216	(30)
252.1540 Reuse Transmission & Distribution		Dec-09	1,216	(32)
				A/D
				A/D at 12/31/09 (32)
				A/D at 12/31/08 (4)
				Adjustment <input type="text" value="(28)"/>

<u>Account</u>	<u>Description</u>	<u>Year/Month</u>	<u>Plant Balance</u>	<u>A/D</u>
252.3265 CIAC - Structures & Improvements - Source of Supply		Jan-09	(26,141)	4,949
252.3265 CIAC - Structures & Improvements - Source of Supply		Feb-09	(26,141)	5,017
252.3265 CIAC - Structures & Improvements - Source of Supply		Mar-09	(26,141)	5,085
252.3265 CIAC - Structures & Improvements - Source of Supply		Apr-09	(26,141)	5,153
252.3265 CIAC - Structures & Improvements - Source of Supply		May-09	(26,141)	5,221
252.3265 CIAC - Structures & Improvements - Source of Supply		Jun-09	(26,141)	5,289
252.3265 CIAC - Structures & Improvements - Source of Supply		Jul-09	(26,141)	5,357
252.3265 CIAC - Structures & Improvements - Source of Supply		Aug-09	(26,141)	5,425
252.3265 CIAC - Structures & Improvements - Source of Supply		Sep-09	(26,141)	5,493
252.3265 CIAC - Structures & Improvements - Source of Supply		Oct-09	(26,141)	5,561
252.3265 CIAC - Structures & Improvements - Source of Supply		Nov-09	(26,141)	5,629
252.3265 CIAC - Structures & Improvements - Source of Supply		Dec-09	(26,141)	5,697
				A/D
				A/D at 12/31/09 5,697
				A/D at 12/31/08 4,880

Adjustment 817

<u>Account</u>	<u>Description</u>	<u>Year/Month</u>	<u>Plant Balance</u>	<u>A/D</u>
252.3270	CIAC - Structures & Improvements - Water Treatment	Jan-09	(11,058)	2,098
252.3270	CIAC - Structures & Improvements - Water Treatment	Feb-09	(11,058)	2,127
252.3270	CIAC - Structures & Improvements - Water Treatment	Mar-09	(11,058)	2,156
252.3270	CIAC - Structures & Improvements - Water Treatment	Apr-09	(11,058)	2,184
252.3270	CIAC - Structures & Improvements - Water Treatment	May-09	(11,058)	2,213
252.3270	CIAC - Structures & Improvements - Water Treatment	Jun-09	(11,058)	2,242
252.3270	CIAC - Structures & Improvements - Water Treatment	Jul-09	(11,058)	2,271
252.3270	CIAC - Structures & Improvements - Water Treatment	Aug-09	(11,058)	2,299
252.3270	CIAC - Structures & Improvements - Water Treatment	Sep-09	(11,058)	2,328
252.3270	CIAC - Structures & Improvements - Water Treatment	Oct-09	(11,058)	2,357
252.3270	CIAC - Structures & Improvements - Water Treatment	Nov-09	(11,058)	2,386
252.3270	CIAC - Structures & Improvements - Water Treatment	Dec-09	(11,058)	2,415
				A/D
				A/D at 12/31/09 2,415
				A/D at 12/31/08 2,069
				Adjustment <span style="border: 1px solid black; padding: 2px;">346</span>

<u>Account</u>	<u>Description</u>	<u>Year/Month</u>	<u>Plant Balance</u>	<u>A/D</u>
252.3295	CIAC - Wells & Springs	Jan-09	(38,931)	7,892
252.3295	CIAC - Wells & Springs	Feb-09	(38,931)	8,000
252.3295	CIAC - Wells & Springs	Mar-09	(38,931)	8,108
252.3295	CIAC - Wells & Springs	Apr-09	(38,931)	8,216
252.3295	CIAC - Wells & Springs	May-09	(38,931)	8,325
252.3295	CIAC - Wells & Springs	Jun-09	(38,931)	8,433
252.3295	CIAC - Wells & Springs	Jul-09	(38,931)	8,541
252.3295	CIAC - Wells & Springs	Aug-09	(38,931)	8,649
252.3295	CIAC - Wells & Springs	Sep-09	(38,931)	8,757
252.3295	CIAC - Wells & Springs	Oct-09	(38,931)	8,865
252.3295	CIAC - Wells & Springs	Nov-09	(38,931)	8,973
252.3295	CIAC - Wells & Springs	Dec-09	(38,931)	9,082
				A/D
				A/D at 12/31/09 9,082
				A/D at 12/31/08 7,784
				Adjustment <span style="border: 1px solid black; padding: 2px;">1,298</span>

<u>Account</u>	<u>Description</u>	<u>Year/Month</u>	<u>Plant Balance</u>	<u>A/D</u>
252.3315	CIAC - Electric Pump Equipment - Source of Supply	Jan-09	(102,028)	31,034
252.3315	CIAC - Electric Pump Equipment - Source of Supply	Feb-09	(102,028)	31,459
252.3315	CIAC - Electric Pump Equipment - Source of Supply	Mar-09	(102,028)	31,884
252.3315	CIAC - Electric Pump Equipment - Source of Supply	Apr-09	(102,028)	32,309
252.3315	CIAC - Electric Pump Equipment - Source of Supply	May-09	(102,028)	32,734
252.3315	CIAC - Electric Pump Equipment - Source of Supply	Jun-09	(102,028)	33,159
252.3315	CIAC - Electric Pump Equipment - Source of Supply	Jul-09	(102,028)	33,584
252.3315	CIAC - Electric Pump Equipment - Source of Supply	Aug-09	(102,028)	34,009
252.3315	CIAC - Electric Pump Equipment - Source of Supply	Sep-09	(102,028)	34,434
252.3315	CIAC - Electric Pump Equipment - Source of Supply	Oct-09	(102,028)	34,860
252.3315	CIAC - Electric Pump Equipment - Source of Supply	Nov-09	(102,028)	35,285
252.3315	CIAC - Electric Pump Equipment - Source of Supply	Dec-09	(102,028)	35,710
				A/D
				A/D at 12/31/09 35,710
				A/D at 12/31/08 30,608
				Adjustment <span style="border: 1px solid black; padding: 2px;">5,101</span>

<u>Account</u>	<u>Description</u>	<u>Year/Month</u>	<u>Plant Balance</u>	<u>A/D</u>
252.3330	CIAC - Water Treatment Equipment	Jan-09	(27,793)	7,688
252.3330	CIAC - Water Treatment Equipment	Feb-09	(27,793)	7,793
252.3330	CIAC - Water Treatment Equipment	Mar-09	(27,793)	7,899
252.3330	CIAC - Water Treatment Equipment	Apr-09	(27,793)	8,004
252.3330	CIAC - Water Treatment Equipment	May-09	(27,793)	8,109
252.3330	CIAC - Water Treatment Equipment	Jun-09	(27,793)	8,214
252.3330	CIAC - Water Treatment Equipment	Jul-09	(27,793)	8,320
252.3330	CIAC - Water Treatment Equipment	Aug-09	(27,793)	8,425
252.3330	CIAC - Water Treatment Equipment	Sep-09	(27,793)	8,530
252.3330	CIAC - Water Treatment Equipment	Oct-09	(27,793)	8,635
252.3330	CIAC - Water Treatment Equipment	Nov-09	(27,793)	8,741
252.3330	CIAC - Water Treatment Equipment	Dec-09	(27,793)	8,846
				A/D
				A/D at 12/31/09 8,846
				A/D at 12/31/08 7,583
				Adjustment <span style="border: 1px solid black; padding: 2px;">1,263</span>

<u>Account</u>	<u>Description</u>	<u>Year/Month</u>	<u>Plant Balance</u>	<u>A/D</u>
----------------	--------------------	-------------------	----------------------	------------



252.3335	CIAC - Distribution Reservoirs & Standpipes	Jan-09	(48,385)	7,953	
252.3335	CIAC - Distribution Reservoirs & Standpipes	Feb-09	(48,385)	8,062	
252.3335	CIAC - Distribution Reservoirs & Standpipes	Mar-09	(48,385)	8,171	
252.3335	CIAC - Distribution Reservoirs & Standpipes	Apr-09	(48,385)	8,280	
252.3335	CIAC - Distribution Reservoirs & Standpipes	May-09	(48,385)	8,389	
252.3335	CIAC - Distribution Reservoirs & Standpipes	Jun-09	(48,385)	8,498	
252.3335	CIAC - Distribution Reservoirs & Standpipes	Jul-09	(48,385)	8,607	
252.3335	CIAC - Distribution Reservoirs & Standpipes	Aug-09	(48,385)	8,716	
252.3335	CIAC - Distribution Reservoirs & Standpipes	Sep-09	(48,385)	8,825	
252.3335	CIAC - Distribution Reservoirs & Standpipes	Oct-09	(48,385)	8,934	
252.3335	CIAC - Distribution Reservoirs & Standpipes	Nov-09	(48,385)	9,043	A/D
252.3335	CIAC - Distribution Reservoirs & Standpipes	Dec-09	(48,385)	9,152	A/D at 12/31/09 9,152
					A/D at 12/31/08 7,844
					Adjustment 1,308

<u>Account</u>	<u>Description</u>	<u>Year/Month</u>	<u>Plant Balance</u>	<u>A/D</u>	
252.3340	CIAC - Transmission & Distribution Mains	Jan-09	(289,195)	40,939	
252.3340	CIAC - Transmission & Distribution Mains	Feb-09	(289,195)	41,499	
252.3340	CIAC - Transmission & Distribution Mains	Mar-09	(289,195)	42,059	
252.3340	CIAC - Transmission & Distribution Mains	Apr-09	(289,195)	42,620	
252.3340	CIAC - Transmission & Distribution Mains	May-09	(289,195)	43,180	
252.3340	CIAC - Transmission & Distribution Mains	Jun-09	(289,195)	43,741	
252.3340	CIAC - Transmission & Distribution Mains	Jul-09	(289,195)	44,301	
252.3340	CIAC - Transmission & Distribution Mains	Aug-09	(289,195)	44,862	
252.3340	CIAC - Transmission & Distribution Mains	Sep-09	(289,195)	45,422	
252.3340	CIAC - Transmission & Distribution Mains	Oct-09	(289,195)	45,983	
252.3340	CIAC - Transmission & Distribution Mains	Nov-09	(289,195)	46,543	A/D
252.3340	CIAC - Transmission & Distribution Mains	Dec-09	(289,195)	47,104	A/D at 12/31/09 47,104
					A/D at 12/31/08 40,378
					Adjustment 6,725

<u>Account</u>	<u>Description</u>	<u>Year/Month</u>	<u>Plant Balance</u>	<u>A/D</u>	
252.3345	CIAC - Service Lines	Jan-09	(64,140)	11,358	
252.3345	CIAC - Service Lines	Feb-09	(64,140)	11,492	
252.3345	CIAC - Service Lines	Mar-09	(64,140)	11,625	
252.3345	CIAC - Service Lines	Apr-09	(64,140)	11,759	
252.3345	CIAC - Service Lines	May-09	(64,140)	11,892	
252.3345	CIAC - Service Lines	Jun-09	(64,140)	12,026	
252.3345	CIAC - Service Lines	Jul-09	(64,140)	12,160	
252.3345	CIAC - Service Lines	Aug-09	(64,140)	12,293	
252.3345	CIAC - Service Lines	Sep-09	(64,140)	12,427	
252.3345	CIAC - Service Lines	Oct-09	(64,140)	12,561	
252.3345	CIAC - Service Lines	Nov-09	(64,140)	12,694	A/D
252.3345	CIAC - Service Lines	Dec-09	(64,140)	12,828	A/D at 12/31/09 12,828
					A/D at 12/31/08 11,224
					Adjustment 1,603

<u>Account</u>	<u>Description</u>	<u>Year/Month</u>	<u>Plant Balance</u>	<u>A/D</u>	
252.3350	CIAC - Meters	Jan-09	(61,354)	18,575	
252.3350	CIAC - Meters	Feb-09	(61,354)	18,831	
252.3350	CIAC - Meters	Mar-09	(61,354)	19,086	
252.3350	CIAC - Meters	Apr-09	(61,354)	19,342	
252.3350	CIAC - Meters	May-09	(61,354)	19,598	
252.3350	CIAC - Meters	Jun-09	(61,354)	19,853	
252.3350	CIAC - Meters	Jul-09	(61,354)	20,109	
252.3350	CIAC - Meters	Aug-09	(61,354)	20,365	
252.3350	CIAC - Meters	Sep-09	(61,354)	20,620	
252.3350	CIAC - Meters	Oct-09	(61,354)	20,876	
252.3350	CIAC - Meters	Nov-09	(61,354)	21,131	A/D
252.3350	CIAC - Meters	Dec-09	(61,354)	21,387	A/D at 12/31/09 21,387
					A/D at 12/31/08 18,319
					Adjustment 3,068

<u>Account</u>	<u>Description</u>	<u>Year/Month</u>	<u>Plant Balance</u>	<u>A/D</u>
252.3355	CIAC - Meter Installations	Jan-09	(1,623)	573
252.3355	CIAC - Meter Installations	Feb-09	(1,623)	579
252.3355	CIAC - Meter Installations	Mar-09	(1,623)	586
252.3355	CIAC - Meter Installations	Apr-09	(1,623)	593

252.3355	CIAC - Meter Installations	May-09	(1,623)	600		
252.3355	CIAC - Meter Installations	Jun-09	(1,623)	607		
252.3355	CIAC - Meter Installations	Jul-09	(1,623)	613		
252.3355	CIAC - Meter Installations	Aug-09	(1,623)	620		
252.3355	CIAC - Meter Installations	Sep-09	(1,623)	627		
252.3355	CIAC - Meter Installations	Oct-09	(1,623)	634		
252.3355	CIAC - Meter Installations	Nov-09	(1,623)	640		
252.3355	CIAC - Meter Installations	Dec-09	(1,623)	647		
					A/D	
					A/D at 12/31/09	647
					A/D at 12/31/08	566
					Adjustment	81

<u>Account</u>	<u>Description</u>	<u>Year/Month</u>	<u>Plant Balance</u>	<u>A/D</u>		
252.3360	CIAC - Hydrants	Jan-09	(18,520)	2,503		
252.3360	CIAC - Hydrants	Feb-09	(18,520)	2,537		
252.3360	CIAC - Hydrants	Mar-09	(18,520)	2,571		
252.3360	CIAC - Hydrants	Apr-09	(18,520)	2,606		
252.3360	CIAC - Hydrants	May-09	(18,520)	2,640		
252.3360	CIAC - Hydrants	Jun-09	(18,520)	2,674		
252.3360	CIAC - Hydrants	Jul-09	(18,520)	2,709		
252.3360	CIAC - Hydrants	Aug-09	(18,520)	2,743		
252.3360	CIAC - Hydrants	Sep-09	(18,520)	2,777		
252.3360	CIAC - Hydrants	Oct-09	(18,520)	2,811		
252.3360	CIAC - Hydrants	Nov-09	(18,520)	2,846		
252.3360	CIAC - Hydrants	Dec-09	(18,520)	2,880		
					A/D	
					A/D at 12/31/09	2,880
					A/D at 12/31/08	2,468
					Adjustment	412

<u>Account</u>	<u>Description</u>	<u>Year/Month</u>	<u>Plant Balance</u>	<u>A/D</u>		
252.3430	CIAC - Other Tangible Plant - Water	Jan-09	(107,000)	32,992		
252.3430	CIAC - Other Tangible Plant - Water	Feb-09	(107,000)	33,883		
252.3430	CIAC - Other Tangible Plant - Water	Mar-09	(107,000)	34,775		
252.3430	CIAC - Other Tangible Plant - Water	Apr-09	(107,000)	35,667		
252.3430	CIAC - Other Tangible Plant - Water	May-09	(107,000)	36,558		
252.3430	CIAC - Other Tangible Plant - Water	Jun-09	(107,000)	37,450		
252.3430	CIAC - Other Tangible Plant - Water	Jul-09	(107,000)	38,342		
252.3430	CIAC - Other Tangible Plant - Water	Aug-09	(107,000)	39,233		
252.3430	CIAC - Other Tangible Plant - Water	Sep-09	(107,000)	40,125		
252.3430	CIAC - Other Tangible Plant - Water	Oct-09	(107,000)	41,017		
252.3430	CIAC - Other Tangible Plant - Water	Nov-09	(107,000)	41,908		
252.3430	CIAC - Other Tangible Plant - Water	Dec-09	(107,000)	42,800		
					A/D	
					A/D at 12/31/09	42,800
					A/D at 12/31/08	32,100
					Adjustment	10,700

<u>Account</u>	<u>Description</u>	<u>Year/Month</u>	<u>Plant Balance</u>	<u>A/D</u>		
252.3435	CIAC - Water Tap	Jan-09	(114,517)	543,422		
252.3435	CIAC - Water Tap	Feb-09	(114,517)	543,422		
252.3435	CIAC - Water Tap	Mar-09	(114,517)	543,422		
252.3435	CIAC - Water Tap	Apr-09	(114,517)	543,422		
252.3435	CIAC - Water Tap	May-09	(114,517)	543,422		
252.3435	CIAC - Water Tap	Jun-09	(114,517)	543,422		
252.3435	CIAC - Water Tap	Jul-09	(114,517)	543,422		
252.3435	CIAC - Water Tap	Aug-09	(114,517)	543,422		
252.3435	CIAC - Water Tap	Sep-09	(114,517)	543,422		
252.3435	CIAC - Water Tap	Oct-09	(114,517)	543,422		
252.3435	CIAC - Water Tap	Nov-09	(114,517)	543,422		
252.3435	CIAC - Water Tap	Dec-09	(114,517)	543,422		
					A/D	
					A/D at 12/31/09	543,422
					A/D at 12/31/08	543,422
					Adjustment	-

<u>Account</u>	<u>Description</u>	<u>Year/Month</u>	<u>Plant Balance</u>	<u>A/D</u>
252.3455	CIAC - Water Plant Meter Fee	Jan-09	(600)	26
252.3455	CIAC - Water Plant Meter Fee	Feb-09	(600)	27
252.3455	CIAC - Water Plant Meter Fee	Mar-09	(600)	28
252.3455	CIAC - Water Plant Meter Fee	Apr-09	(600)	30
252.3455	CIAC - Water Plant Meter Fee	May-09	(600)	31
252.3455	CIAC - Water Plant Meter Fee	Jun-09	(600)	32
252.3455	CIAC - Water Plant Meter Fee	Jul-09	(600)	33
252.3455	CIAC - Water Plant Meter Fee	Aug-09	(600)	35

252.3455	CIAC - Water Plant Meter Fee	Sep-09	(600)	36	
252.3455	CIAC - Water Plant Meter Fee	Oct-09	(600)	37	
252.3455	CIAC - Water Plant Meter Fee	Nov-09	(600)	38	
252.3455	CIAC - Water Plant Meter Fee	Dec-09	(600)	40	
					A/D
					A/D at 12/31/09 40
					A/D at 12/31/08 25
					Adjustment 15

<u>Account</u>	<u>Description</u>	<u>Year/Month</u>	<u>Plant Balance</u>	<u>A/D</u>	
252.3500	CIAC - Structures & Improvements - Pump Lift Stations	Jan-09	(114,060)	25,450	
252.3500	CIAC - Structures & Improvements - Pump Lift Stations	Feb-09	(114,060)	25,830	
252.3500	CIAC - Structures & Improvements - Pump Lift Stations	Mar-09	(114,060)	26,210	
252.3500	CIAC - Structures & Improvements - Pump Lift Stations	Apr-09	(114,060)	26,590	
252.3500	CIAC - Structures & Improvements - Pump Lift Stations	May-09	(114,060)	26,971	
252.3500	CIAC - Structures & Improvements - Pump Lift Stations	Jun-09	(114,060)	27,351	
252.3500	CIAC - Structures & Improvements - Pump Lift Stations	Jul-09	(114,060)	27,731	
252.3500	CIAC - Structures & Improvements - Pump Lift Stations	Aug-09	(114,060)	28,111	
252.3500	CIAC - Structures & Improvements - Pump Lift Stations	Sep-09	(114,060)	28,491	
252.3500	CIAC - Structures & Improvements - Pump Lift Stations	Oct-09	(114,060)	28,872	
252.3500	CIAC - Structures & Improvements - Pump Lift Stations	Nov-09	(114,060)	29,252	
252.3500	CIAC - Structures & Improvements - Pump Lift Stations	Dec-09	(114,060)	29,632	
					A/D
					A/D at 12/31/09 29,632
					A/D at 12/31/08 25,070
					Adjustment 4,562

<u>Account</u>	<u>Description</u>	<u>Year/Month</u>	<u>Plant Balance</u>	<u>A/D</u>	
252.3505	CIAC - Structures & Improvements - Treatment	Jan-09	(68,391)	12,319	
252.3505	CIAC - Structures & Improvements - Treatment	Feb-09	(68,391)	12,497	
252.3505	CIAC - Structures & Improvements - Treatment	Mar-09	(68,391)	12,675	
252.3505	CIAC - Structures & Improvements - Treatment	Apr-09	(68,391)	12,853	
252.3505	CIAC - Structures & Improvements - Treatment	May-09	(68,391)	13,031	
252.3505	CIAC - Structures & Improvements - Treatment	Jun-09	(68,391)	13,209	
252.3505	CIAC - Structures & Improvements - Treatment	Jul-09	(68,391)	13,387	
252.3505	CIAC - Structures & Improvements - Treatment	Aug-09	(68,391)	13,565	
252.3505	CIAC - Structures & Improvements - Treatment	Sep-09	(68,391)	13,743	
252.3505	CIAC - Structures & Improvements - Treatment	Oct-09	(68,391)	13,922	
252.3505	CIAC - Structures & Improvements - Treatment	Nov-09	(68,391)	14,100	
252.3505	CIAC - Structures & Improvements - Treatment	Dec-09	(68,391)	14,278	
					A/D
					A/D at 12/31/09 14,278
					A/D at 12/31/08 12,141
					Adjustment 2,137

<u>Account</u>	<u>Description</u>	<u>Year/Month</u>	<u>Plant Balance</u>	<u>A/D</u>	
252.3550	CIAC - Force Mains	Jan-09	(4,056)	822	
252.3550	CIAC - Force Mains	Feb-09	(4,056)	834	
252.3550	CIAC - Force Mains	Mar-09	(4,056)	845	
252.3550	CIAC - Force Mains	Apr-09	(4,056)	856	
252.3550	CIAC - Force Mains	May-09	(4,056)	867	
252.3550	CIAC - Force Mains	Jun-09	(4,056)	879	
252.3550	CIAC - Force Mains	Jul-09	(4,056)	890	
252.3550	CIAC - Force Mains	Aug-09	(4,056)	901	
252.3550	CIAC - Force Mains	Sep-09	(4,056)	912	
252.3550	CIAC - Force Mains	Oct-09	(4,056)	924	
252.3550	CIAC - Force Mains	Nov-09	(4,056)	935	
252.3550	CIAC - Force Mains	Dec-09	(4,056)	946	
					A/D
					A/D at 12/31/09 946
					A/D at 12/31/08 811
					Adjustment 135

<u>Account</u>	<u>Description</u>	<u>Year/Month</u>	<u>Plant Balance</u>	<u>A/D</u>	
252.3555	CIAC - Gravity Mains	Jan-09	(331,449)	44,792	
252.3555	CIAC - Gravity Mains	Feb-09	(331,449)	45,406	
252.3555	CIAC - Gravity Mains	Mar-09	(331,449)	46,020	
252.3555	CIAC - Gravity Mains	Apr-09	(331,449)	46,634	
252.3555	CIAC - Gravity Mains	May-09	(331,449)	47,247	
252.3555	CIAC - Gravity Mains	Jun-09	(331,449)	47,861	
252.3555	CIAC - Gravity Mains	Jul-09	(331,449)	48,475	
252.3555	CIAC - Gravity Mains	Aug-09	(331,449)	49,089	
252.3555	CIAC - Gravity Mains	Sep-09	(331,449)	49,703	
252.3555	CIAC - Gravity Mains	Oct-09	(331,449)	50,316	
252.3555	CIAC - Gravity Mains	Nov-09	(331,449)	50,930	
252.3555	CIAC - Gravity Mains	Dec-09	(331,449)	51,544	
					A/D
					A/D at 12/31/09 51,544

A/D at 12/31/08 44,178  
 Adjustment

<u>Account</u>	<u>Description</u>	<u>Year/Month</u>	<u>Plant Balance</u>	<u>A/D</u>	
252.3565	CIAC - Services To Customers	Jan-09	(38,897)	6,907	
252.3565	CIAC - Services To Customers	Feb-09	(38,897)	6,992	
252.3565	CIAC - Services To Customers	Mar-09	(38,897)	7,078	
252.3565	CIAC - Services To Customers	Apr-09	(38,897)	7,163	
252.3565	CIAC - Services To Customers	May-09	(38,897)	7,248	
252.3565	CIAC - Services To Customers	Jun-09	(38,897)	7,334	
252.3565	CIAC - Services To Customers	Jul-09	(38,897)	7,419	
252.3565	CIAC - Services To Customers	Aug-09	(38,897)	7,504	
252.3565	CIAC - Services To Customers	Sep-09	(38,897)	7,589	
252.3565	CIAC - Services To Customers	Oct-09	(38,897)	7,675	
252.3565	CIAC - Services To Customers	Nov-09	(38,897)	7,760	
252.3565	CIAC - Services To Customers	Dec-09	(38,897)	7,845	
					A/D
					A/D at 12/31/09 7,845
					A/D at 12/31/08 6,822
					Adjustment <input type="text" value="1,024"/>

<u>Account</u>	<u>Description</u>	<u>Year/Month</u>	<u>Plant Balance</u>	<u>A/D</u>	
252.3557	CIAC - Manholes	Jan-09	(23,148)	4,435	
252.3557	CIAC - Manholes	Feb-09	(23,148)	4,499	
252.3557	CIAC - Manholes	Mar-09	(23,148)	4,564	
252.3557	CIAC - Manholes	Apr-09	(23,148)	4,628	
252.3557	CIAC - Manholes	May-09	(23,148)	4,692	
252.3557	CIAC - Manholes	Jun-09	(23,148)	4,757	
252.3557	CIAC - Manholes	Jul-09	(23,148)	4,821	
252.3557	CIAC - Manholes	Aug-09	(23,148)	4,885	
252.3557	CIAC - Manholes	Sep-09	(23,148)	4,949	
252.3557	CIAC - Manholes	Oct-09	(23,148)	5,014	
252.3557	CIAC - Manholes	Nov-09	(23,148)	5,078	
252.3557	CIAC - Manholes	Dec-09	(23,148)	5,142	
					A/D
					A/D at 12/31/09 5,142
					A/D at 12/31/08 4,371
					Adjustment <input type="text" value="772"/>

<u>Account</u>	<u>Description</u>	<u>Year/Month</u>	<u>Plant Balance</u>	<u>A/D</u>	
252.3600	CIAC - Treatment & Disposal - Lagoons	Jan-09	(41)	11	
252.3600	CIAC - Treatment & Disposal - Lagoons	Feb-09	(41)	11	
252.3600	CIAC - Treatment & Disposal - Lagoons	Mar-09	(41)	11	
252.3600	CIAC - Treatment & Disposal - Lagoons	Apr-09	(41)	11	
252.3600	CIAC - Treatment & Disposal - Lagoons	May-09	(41)	11	
252.3600	CIAC - Treatment & Disposal - Lagoons	Jun-09	(41)	11	
252.3600	CIAC - Treatment & Disposal - Lagoons	Jul-09	(41)	12	
252.3600	CIAC - Treatment & Disposal - Lagoons	Aug-09	(41)	12	
252.3600	CIAC - Treatment & Disposal - Lagoons	Sep-09	(41)	12	
252.3600	CIAC - Treatment & Disposal - Lagoons	Oct-09	(41)	12	
252.3600	CIAC - Treatment & Disposal - Lagoons	Nov-09	(41)	12	
252.3600	CIAC - Treatment & Disposal - Lagoons	Dec-09	(41)	13	
					A/D
					A/D at 12/31/09 13
					A/D at 12/31/08 10
					Adjustment <input type="text" value="2"/>

<u>Account</u>	<u>Description</u>	<u>Year/Month</u>	<u>Plant Balance</u>	<u>A/D</u>	
252.3705	CIAC - Sewer Tap	Jan-09	(190,940)	407,940	
252.3705	CIAC - Sewer Tap	Feb-09	(190,940)	407,940	
252.3705	CIAC - Sewer Tap	Mar-09	(190,940)	407,940	
252.3705	CIAC - Sewer Tap	Apr-09	(190,940)	407,940	
252.3705	CIAC - Sewer Tap	May-09	(190,940)	407,940	
252.3705	CIAC - Sewer Tap	Jun-09	(190,940)	407,940	
252.3705	CIAC - Sewer Tap	Jul-09	(190,940)	407,940	
252.3705	CIAC - Sewer Tap	Aug-09	(190,940)	407,940	
252.3705	CIAC - Sewer Tap	Sep-09	(190,940)	407,940	
252.3705	CIAC - Sewer Tap	Oct-09	(190,940)	407,940	
252.3705	CIAC - Sewer Tap	Nov-09	(190,940)	407,940	
252.3705	CIAC - Sewer Tap	Dec-09	(190,940)	407,940	
					A/D
					A/D at 12/31/09 407,940
					A/D at 12/31/08 407,940
					Adjustment <input type="text" value="-"/>

D:\Supporting Docs - Response to Staff's First Data Request\Item 03

File Edit View Favorites Tools Help

Back Search Folders

Address D:\Supporting Docs - Response to Staff's First Data Request\Item 03

Folders	Name	Size	Type	Date Mod...
Desktop				
My Documents				
My Computer				
3½ Floppy (A:)				
BIP3499 (C:)				
090462-WS (D:)				
Supporting Docs - Response to Sta				
Item 01				
Item 02				
Item 03	RATE BASE ADJUSTMENTS 12-09-09 FINAL - Item 3.xlsx	82 KB	Microsoft ...	6/11/201...
Item 04				
Item 05				
Item 06	UIF RB Adjustment Calculations - Item 3.xlsx	335 KB	Microsoft ...	6/11/201...
Item 07				
Item 08				
Item 09				
Item 10				
Item 11				
Item 16				
BIP3499E (E:)				
Mboatwri on 'fp2\home\$' (G:)				
Wp on 'Fp1\Data\Psc\CIK' (I:)				
filings on 'fp3' (L:)				
Hg on 'Fp1\Data\Psc\CIK' (N:)				
Db on 'Fp1\Data\Psc\CIK' (Q:)				
123 on 'Fp1\Data\Psc\CIK' (R:)				
Data on 'Fp1' (S:)				
transfer on 'fp1\data\Public' (T:)				
Fp26dos on 'fp1\Data\Apps' (X:)				

2 objects (Disk free space: 0 bytes) 415 KB My Computer

Start Kim - Micro... Windows M... D:\Suppo... Case Mana... Adobe Acro... 12:29 PM

WSC 13-Month Rate Base

UIF - Marion

NARUC Number	Account Number	Account Description	13 Month Average - WSC	13 Month Average - Regional	Total 13 Month Average	UA Ledger 13-Month Average	Adjustment
108.1	1970	A/D - OFFICE STRUCT & IMPRV (3)	(2,778)	(1,294)	(4,072)	(2,822)	(1,250)
108.1	1975	A/D - OFFICE FURN & EQPT (3)	(2,412)	(639)	(3,050)	(2,283)	(768)
108.1	1985	A/D - TOOL SHOP & MISC EQPT (3)	(44)	(1,222)	(1,266)	(379)	(886)
108.1	1990	A/D - LABORATORY EQPT (3)	-	(19)	(19)	-	(19)
108.1	2000	A/D - COMMUNICATION EQPT (3)	-	(552)	(552)	(676)	124
108.1	2001	A/D - COMMUNICATION EQPT (3)	(699)	-	(699)	-	(699)
108.1	2010	ACC DEPR-OTHER TANG PLT WATER	-	-	-	22,323	(22,323)
108.1	2075	ACC DEPR-STRUCT/IMPRV GEN PLT	-	-	-	(1,826)	1,826
108.1	2230	A/D - TOOL SHOP & MISC EQPT (3)	-	-	-	(0)	0
108.1	2315	ACC DEPR-DESKTOP COMPUTER WTR	-	-	-	7,275	(7,275)
108.1	2320	A/D - MAINFRAME(2)	(386)	(133)	(519)	(1,057)	538
108.1	2325	A/D - MINI COMPUTER (2)	(959)	(1,811)	(2,770)	(2,894)	124
108.1	2330	COMP SYSTEM AMORTIZATION (2)	(812)	(226)	(1,038)	(3,890)	2,852
108.1	2335	MICRO SYSTEM AMORTIZATION (2)	(394)	(109)	(503)	(650)	147
303.5/353.7	1045	LAND & LAND RIGHTS GEN PLT	205	-	205	176	29
304.3	1055	STRUCT & IMPRV WTR TRT PLT	-	-	-	2	(2)
304.5/354.7	1065	STRUCT & IMPRV GEN PLT	-	-	-	3	(3)
304.5/354.7	1175	OFFICE STRUCT & IMPRV	5,918	5,899	11,817	7,163	4,654
310.2/355.2	1320	POWER GEN EQUIP COLL PLT	-	-	-	2	(2)
340.5/390.7	1180	OFFICE FURN & EQPT	2,794	1,247	4,041	2,877	1,164
340.5/390.7	1460	OFFICE FURN & EQPT	-	-	-	0	(0)
340.5/390.7	1575	DESKTOP COMPUTER WTR	-	-	-	(9,847)	9,847
340.5/390.7	1580	MAINFRAME(2)	413	135	548	1,160	(612)
340.5/390.7	1585	MINI COMPUTER (2)	1,407	2,842	4,249	4,120	129
340.5/390.7	1590	COMP SYSTEM COST (2)	36,738	226	36,964	31,074	5,889
340.5/390.7	1595	MICRO SYSTEM COST (2)	961	119	1,080	1,096	(16)
343.5/393.7	1190	TOOL SHOP & MISC EQPT	45	1,830	1,875	533	1,342
343.5/393.7	1470	TOOL SHOP & MISC EQPT	-	-	-	2	(2)
344.5/394.7	1195	LABORATORY EQPT	-	24	24	-	24
346.5/396.7	1205	COMMUNICATION EQPT	776	553	1,330	669	661
348.5/398.7	1215	WATER PLANT ALLOCATED	-	-	-	(75,715)	75,715
348.5/398.7	1495	SEWER PLANT ALLOCATED	-	-	-	3,388	(3,388)
			40,775	6,871	47,646	(20,173)	67,818
							67,818

w/p combined rolling

UIF - Orange

NARUC Number	Account Number	Account Description	13 Month Average - WSC	13 Month Average - Regional	Total 13 Month Average	UA Ledger 13-Month Average	Adjustment	
108.1	1970	A/D - OFFICE STRUCT & IMPRV (3)	(1,380)	(643)	(2,023)	(1,402)	(621)	
108.1	1975	A/D - OFFICE FURN & EQPT (3)	(1,198)	(317)	(1,515)	(1,134)	(381)	
108.1	1985	A/D - TOOL SHOP & MISC EQPT (3)	(22)	(607)	(629)	(188)	(440)	
108.1	1990	A/D - LABORATORY EQPT (3)	-	(9)	(9)	-	(9)	
108.1	2000	A/D - COMMUNICATION EQPT (3)	-	(274)	(274)	(336)	61	
108.1	2001	A/D - COMMUNICATION EQPT (3)	(347)	-	(347)	-	(347)	
108.1	2010	ACC DEPR-OTHER TANG PLT WATER	-	-	-	11,090	(11,090)	
108.1	2075	ACC DEPR-STRUCT/IMPRV GEN PLT	-	-	-	-	-	
108.1	2230	A/D - TOOL SHOP & MISC EQPT (3)	-	-	-	(0)	0	
108.1	2315	ACC DEPR-DESKTOP COMPUTER WTR	-	-	-	3,614	(3,614)	
108.1	2320	A/D - MAINFRAME(2)	(192)	(66)	(258)	(525)	267	
108.1	2325	A/D - MINI COMPUTER (2)	(477)	(900)	(1,376)	(1,438)	62	
108.1	2330	COMP SYSTEM AMORTIZATION (2)	(403)	(112)	(516)	(1,932)	1,417	
108.1	2335	MICRO SYSTEM AMORTIZATION (2)	(196)	(54)	(250)	(323)	73	(14,624)
303.5/353.7	1045	LAND & LAND RIGHTS GEN PLT	102	-	102	88	14	14
304.3	1055	STRUCT & IMPRV WTR TRT PLT	-	-	-	1	(1)	(1)
304.5/354.7	1065	STRUCT & IMPRV GEN PLT	-	-	-	1	(1)	
304.5/354.7	1175	OFFICE STRUCT & IMPRV	2,940	2,931	5,871	3,559	2,312	2,311
310.2/355.2	1320	POWER GEN EQUIP COLL PLT	-	-	-	1	(1)	(1)
340.5/394.7	1180	OFFICE FURN & EQPT	1,388	619	2,008	1,429	578	
340.5/394.7	1460	OFFICE FURN & EQPT	-	-	-	0	(0)	
340.5/390.7	1575	DESKTOP COMPUTER WTR	-	-	-	(4,892)	4,892	
340.5/390.7	1580	MAINFRAME(2)	205	67	272	576	(304)	
340.5/390.7	1585	MINI COMPUTER (2)	699	1,412	2,111	2,047	64	
340.5/390.7	1590	COMP SYSTEM COST (2)	18,252	112	18,364	15,438	2,926	
340.5/390.7	1595	MICRO SYSTEM COST (2)	478	59	537	545	(8)	8,148
340.5/390.7	1190	TOOL SHOP & MISC EQPT	22	909	931	265	667	
343.5/393.7	1470	TOOL SHOP & MISC EQPT	-	-	-	1	(1)	665
344.5/394.7	1195	LABORATORY EQPT	-	12	12	-	12	12
346.5/396.7	1205	COMMUNICATION EQPT	386	275	661	332	328	328
348.5/398.7	1215	WATER PLANT ALLOCATED	-	-	-	(37,616)	37,616	
348.5/398.7	1495	SEWER PLANT ALLOCATED	-	-	-	-	-	37,616
			20,257	3,414	23,671	(10,798)	34,469	34,469





UIF - Pasco

NARUC Number	Account Number	Account Description	13 Month Average - WSC	13 Month Average - Regional	Total 13 Month Average	UA Ledger 13-Month Average	Adjustment	
108.1	1970	A/D - OFFICE STRUCT & IMPRV (3)	(19,093)	(8,889)	(27,982)	(19,390)	(8,592)	
108.1	1975	A/D - OFFICE FURN & EQPT (3)	(16,573)	(4,388)	(20,962)	(15,687)	(5,275)	
108.1	1985	A/D - TOOL SHOP & MISC EQPT (3)	(301)	(8,397)	(8,698)	(2,607)	(6,091)	
108.1	1990	A/D - LABORATORY EQPT (3)	-	(129)	(129)	-	(129)	
108.1	2000	A/D - COMMUNICATION EQPT (3)	-	(3,795)	(3,795)	(4,644)	850	
108.1	2001	A/D - COMMUNICATION EQPT (3)	(4,806)	-	(4,806)	-	(4,806)	
108.1	2010	ACC DEPR-OTHER TANG PLT WATER	-	-	-	153,414	(153,414)	
108.1	2075	ACC DEPR-STRUCT/IMPRV GEN PLT	-	-	-	(27,456)	27,456	
108.1	2230	A/D - TOOL SHOP & MISC EQPT (3)	-	-	-	(1)	1	
108.1	2315	ACC DEPR-DESKTOP COMPUTER WTR	-	-	-	49,996	(49,996)	
108.1	2320	A/D - MAINFRAME(2)	(2,652)	(912)	(3,564)	(7,262)	3,697	
108.1	2325	A/D - MINI COMPUTER (2)	(6,593)	(12,444)	(19,037)	(19,889)	852	
108.1	2330	COMP SYSTEM AMORTIZATION (2)	(5,579)	(1,552)	(7,131)	(26,731)	19,600	
108.1	2335	MICRO SYSTEM AMORTIZATION (2)	(2,708)	(752)	(3,460)	(4,470)	1,010	(174,837)
303.5/353.7	1045	LAND & LAND RIGHTS GEN PLT	1,407	-	1,407	1,211	196	196
304.3	1055	STRUCT & IMPRV WTR TRT PLT	-	-	-	11	(11)	(11)
304.5/354.7	1065	STRUCT & IMPRV GEN PLT	-	-	-	20	(20)	
304.5/354.7	1175	OFFICE STRUCT & IMPRV	40,672	40,541	81,213	49,230	31,984	31,964
310.2/355.2	1320	POWER GEN EQUIP COLL PLT	-	-	-	13	(13)	(13)
340.5/390.7	1180	OFFICE FURN & EQPT	19,204	8,568	27,772	19,772	8,000	
340.5/394.7	1460	OFFICE FURN & EQPT	-	-	-	1	(1)	
340.5/390.7	1575	DESKTOP COMPUTER WTR	-	-	-	(67,674)	67,674	
340.5/390.7	1580	MAINFRAME(2)	2,839	928	3,766	7,973	(4,207)	
340.5/390.7	1585	MINI COMPUTER (2)	9,672	19,531	29,203	28,315	888	
340.5/390.7	1590	COMP SYSTEM COST (2)	252,475	1,552	254,027	213,554	40,473	
340.5/390.7	1595	MICRO SYSTEM COST (2)	6,606	816	7,422	7,532	(110)	112,717
343.5/393.7	1190	TOOL SHOP & MISC EQPT	311	12,573	12,884	3,664	9,220	
343.5/393.7	1470	TOOL SHOP & MISC EQPT	-	-	-	17	(17)	9,203
344.5/394.7	1195	LABORATORY EQPT	-	165	165	-	165	165
346.5/396.7	1205	COMMUNICATION EQPT	5,336	3,804	9,140	4,597	4,543	4,543
348.5/398.7	1215	WATER PLANT ALLOCATED	-	-	-	(520,335)	520,335	
348.5/398.7	1495	SEWER PLANT ALLOCATED	-	-	-	50,951	(50,951)	469,384
			280,216	47,220	327,436	(125,875)	453,311	453,311



UIF - Pinellas

NARUC Number	Account Number	Account Description	13 Month Average - WSC	13 Month Average - Regional	Total 13 Month Average	UA Ledger 13-Month Average	Adjustment
108.1	1970	A/D - OFFICE STRUCT & IMPRV (3)	(1,971)	(917)	(2,888)	(2,001)	(887)
108.1	1975	A/D - OFFICE FURN & EQPT (3)	(1,711)	(453)	(2,163)	(1,619)	(544)
108.1	1985	A/D - TOOL SHOP & MISC EQPT (3)	(31)	(867)	(898)	(269)	(629)
108.1	1990	A/D - LABORATORY EQPT (3)	-	(13)	(13)	-	(13)
108.1	2000	A/D - COMMUNICATION EQPT (3)	-	(392)	(392)	(479)	88
108.1	2001	A/D - COMMUNICATION EQPT (3)	(496)	-	(496)	-	(496)
108.1	2010	ACC DEPR-OTHER TANG PLT WATER	-	-	-	15,834	(15,834)
108.1	2075	ACC DEPR-STRUCT/IMPRV GEN PLT	-	-	-	-	-
108.1	2230	A/D - TOOL SHOP & MISC EQPT (3)	-	-	-	(0)	0
108.1	2315	ACC DEPR-DESKTOP COMPUTER WTR	-	-	-	5,160	(5,160)
108.1	2320	A/D - MAINFRAME(2)	(274)	(94)	(368)	(749)	382
108.1	2325	A/D - MINI COMPUTER (2)	(680)	(1,284)	(1,965)	(2,053)	88
108.1	2330	COMP SYSTEM AMORTIZATION (2)	(576)	(160)	(736)	(2,759)	2,023
108.1	2335	MICRO SYSTEM AMORTIZATION (2)	(279)	(78)	(357)	(461)	104
303.5/353.7	1045	LAND & LAND RIGHTS GEN PLT	145	-	145	125	20
304.3	1055	STRUCT & IMPRV WTR TRT PLT	-	-	-	1	(1)
304.5/354.7	1065	STRUCT & IMPRV GEN PLT	-	-	-	2	(2)
304.5/354.7	1175	OFFICE STRUCT & IMPRV	4,198	4,184	8,382	5,081	3,301
310.2/355.2	1320	POWER GEN EQUIP COLL PLT	-	-	-	1	(1)
340.5/390.7	1180	OFFICE FURN & EQPT	1,982	884	2,866	2,041	826
340.5/394.7	1460	OFFICE FURN & EQPT	-	-	-	0	(0)
340.5/390.7	1575	DESKTOP COMPUTER WTR	-	-	-	(6,984)	6,984
340.5/390.7	1580	MAINFRAME(2)	293	96	389	823	(434)
340.5/390.7	1585	MINI COMPUTER (2)	998	2,016	3,014	2,922	92
340.5/390.7	1590	COMP SYSTEM COST (2)	26,058	160	26,218	22,041	4,177
340.5/390.7	1595	MICRO SYSTEM COST (2)	682	84	766	777	(11)
343.5/393.7	1190	TOOL SHOP & MISC EQPT	32	1,298	1,330	378	952
343.5/393.7	1470	TOOL SHOP & MISC EQPT	-	-	-	2	(2)
344.5/394.7	1195	LABORATORY EQPT	-	17	17	-	17
346.5/396.7	1205	COMMUNICATION EQPT	551	393	943	474	469
348.5/398.7	1215	WATER PLANT ALLOCATED	-	-	-	(53,703)	53,703
348.5/398.7	1495	SEWER PLANT ALLOCATED	-	-	-	-	53,703
			28,921	4,873	33,794	(15,416)	49,210
							49,210



UIF - Seminole

NARUC Number	Account Number	Account Description	13 Month Average - WSC	13 Month Average - Regional	Total 13 Month Average	UA Ledger 13-Month Average	Adjustment
108.1	1970	A/D - OFFICE STRUCT & IMPRV (3)	(18,354)	(8,546)	(26,900)	(18,641)	(8,259)
108.1	1975	A/D - OFFICE FURN & EQPT (3)	(15,933)	(4,219)	(20,151)	(15,080)	(5,071)
108.1	1985	A/D - TOOL SHOP & MISC EQPT (3)	(289)	(6,278)	(6,568)	(2,506)	(4,062)
108.1	1990	A/D - LABORATORY EQPT (3)	-	(96)	(96)	-	(96)
108.1	2000	A/D - COMMUNICATION EQPT (3)	-	(2,837)	(2,837)	(4,465)	1,627
108.1	2001	A/D - COMMUNICATION EQPT (3)	(4,620)	-	(4,620)	-	(4,620)
108.1	2010	ACC DEPR-OTHER TANG PLT WATER	-	-	-	147,483	(147,483)
108.1	2075	ACC DEPR-STRUCT/IMPRV GEN PLT	-	-	-	(32,565)	32,565
108.1	2230	A/D - TOOL SHOP & MISC EQPT (3)	-	-	-	(1)	1
108.1	2315	ACC DEPR-DESKTOP COMPUTER WTR	-	-	-	48,063	(48,063)
108.1	2320	A/D - MAINFRAME(2)	(2,550)	(877)	(3,427)	(6,981)	3,555
108.1	2325	A/D - MINI COMPUTER (2)	(6,338)	(11,963)	(18,301)	(19,120)	819
108.1	2330	COMP SYSTEM AMORTIZATION (2)	(5,363)	(1,492)	(6,855)	(25,697)	18,842
108.1	2335	MICRO SYSTEM AMORTIZATION (2)	(2,603)	(723)	(3,326)	(4,297)	971
303.5/353.7	1045	LAND & LAND RIGHTS GEN PLT	1,352	-	1,352	1,164	188
304.3	1055	STRUCT & IMPRV WTR TRT PLT	-	-	-	11	(11)
304.5/354.7	1065	STRUCT & IMPRV GEN PLT	-	-	-	19	(19)
304.5/354.7	1175	OFFICE STRUCT & IMPRV	39,100	38,974	78,074	47,326	30,747
310.2/355.2	1320	POWER GEN EQUIP COLL PLT	-	-	-	12	(12)
340.5/390.7	1180	OFFICE FURN & EQPT	18,462	8,237	26,699	19,007	7,691
340.5/394.7	1460	OFFICE FURN & EQPT	-	-	-	1	(1)
340.5/390.7	1575	DESKTOP COMPUTER WTR	-	-	-	(65,057)	65,057
340.5/390.7	1580	MAINFRAME(2)	2,729	892	3,621	7,664	(4,044)
340.5/390.7	1585	MINI COMPUTER (2)	9,298	18,776	28,074	27,221	854
340.5/390.7	1590	COMP SYSTEM COST (2)	242,715	1,492	244,207	205,298	38,909
340.5/390.7	1595	MICRO SYSTEM COST (2)	6,350	785	7,135	7,241	(106)
343.5/393.7	1190	TOOL SHOP & MISC EQPT	299	9,401	9,700	3,522	6,178
343.5/393.7	1470	TOOL SHOP & MISC EQPT	-	-	-	16	(16)
344.5/394.7	1195	LABORATORY EQPT	-	123	123	-	123
346.5/396.7	1205	COMMUNICATION EQPT	5,130	2,844	7,974	4,420	3,554
348.5/398.7	1215	WATER PLANT ALLOCATED	-	-	-	(500,219)	500,219
348.5/398.7	1495	SEWER PLANT ALLOCATED	-	-	-	60,432	(60,432)
			269,384	44,492	313,876	(115,728)	429,604
							429,604



WSC 13-Month Rate Base

w/p combined rolling

UIF - Marion

NARUC Number	Account Number	Account Description	13 Month Average - WSC	13 Month Average - Regional	Total 13 Month Average	UA Ledger 13-Month Average	Adjustment	
108.1	1970	A/D - OFFICE STRUCT & IMPRV (3)	(2,778)	(1,294)	(4,072)	(2,822)	(1,250)	
108.1	1975	A/D - OFFICE FURN & EQPT (3)	(2,412)	(639)	(3,050)	(2,283)	(768)	
108.1	1985	A/D - TOOL SHOP & MISC EQPT (3)	(44)	(1,222)	(1,266)	(379)	(886)	
108.1	1990	A/D - LABORATORY EQPT (3)	-	(19)	(19)	-	(19)	
108.1	2000	A/D - COMMUNICATION EQPT (3)	(233)	(552)	(786)	(676)	(110)	
108.1	2001	A/D - COMMUNICATION EQPT (3)	(699)	-	(699)	-	(699)	
108.1	2010	ACC DEPR-OTHER TANG PLT WATER	-	-	-	22,323	(22,323)	
108.1	2075	ACC DEPR-STRUCT/IMPRV GEN PLT	-	-	-	(1,826)	1,826	
108.1	2230	A/D - TOOL SHOP & MISC EQPT (3)	-	-	-	(0)	0	
108.1	2315	ACC DEPR-DESKTOP COMPUTER WTR	-	-	-	7,275	(7,275)	
108.1	2320	A/D - MAINFRAME(2)	(386)	(133)	(519)	(1,057)	538	
108.1	2325	A/D - MINI COMPUTER (2)	(959)	(1,811)	(2,770)	(2,894)	124	
108.1	2330	COMP SYSTEM AMORTIZATION (2)	(809)	(226)	(1,035)	(3,890)	2,855	
108.1	2335	MICRO SYSTEM AMORTIZATION (2)	(394)	(109)	(503)	(650)	147	(27,840)
303.5/353.7	1045	LAND & LAND RIGHTS GEN PLT	205	-	205	176	29	29
304.3	1055	STRUCT & IMPRV WTR TRT PLT	-	-	-	2	(2)	(2)
304.5/354.7	1065	STRUCT & IMPRV GEN PLT	-	-	-	3	(3)	
304.5/354.7	1175	OFFICE STRUCT & IMPRV	5,916	5,899	11,816	7,163	4,652	4,649
310.2/355.2	1320	POWER GEN EQUIP COLL PLT	-	-	-	2	(2)	(2)
340.5/390.7	1180	OFFICE FURN & EQPT	2,794	1,247	4,041	2,877	1,164	
340.5/390.7	1460	OFFICE FURN & EQPT	-	-	-	0	(0)	
340.5/390.7	1575	DESKTOP COMPUTER WTR	-	-	-	(9,847)	9,847	
340.5/390.7	1580	MAINFRAME(2)	413	135	548	1,160	(612)	
340.5/390.7	1585	MINI COMPUTER (2)	1,407	2,842	4,249	4,120	129	
340.5/390.7	1590	COMP SYSTEM COST (2)	36,597	226	36,823	31,074	5,748	
340.5/390.7	1595	MICRO SYSTEM COST (2)	961	119	1,080	1,096	(16)	16,260
343.5/393.7	1190	TOOL SHOP & MISC EQPT	45	1,830	1,875	533	1,342	
343.5/393.7	1470	TOOL SHOP & MISC EQPT	-	-	-	2	(2)	1,339
344.5/394.7	1195	LABORATORY EQPT	-	24	24	-	24	24
346.5/396.7	1205	COMMUNICATION EQPT	776	553	1,330	669	661	661
348.5/398.7	1215	WATER PLANT ALLOCATED	-	-	-	(75,715)	75,715	
348.5/398.7	1495	SEWER PLANT ALLOCATED	-	-	-	3,388	(3,388)	72,326
			40,401	6,871	47,272	(20,173)	67,445	



UIF - Orange

NARUC Number	Account Number	Account Description	13 Month Average - WSC	13 Month Average - Regional	Total 13 Month Average	UA Ledger 13-Month Average	Adjustment
108.1	1970	A/D - OFFICE STRUCT & IMPRV (3)	(1,380)	(643)	(2,023)	(1,402)	(621)
108.1	1975	A/D - OFFICE FURN & EQPT (3)	(1,198)	(317)	(1,515)	(1,134)	(381)
108.1	1985	A/D - TOOL SHOP & MISC EQPT (3)	(22)	(607)	(629)	(188)	(440)
108.1	1990	A/D - LABORATORY EQPT (3)	-	(9)	(9)	-	(9)
108.1	2000	A/D - COMMUNICATION EQPT (3)	(116)	(274)	(390)	(336)	(54)
108.1	2001	A/D - COMMUNICATION EQPT (3)	(347)	-	(347)	-	(347)
108.1	2010	ACC DEPR-OTHER TANG PLT WATER	-	-	-	11,090	(11,090)
108.1	2075	ACC DEPR-STRUCT/IMPRV GEN PLT	-	-	-	-	-
108.1	2230	A/D - TOOL SHOP & MISC EQPT (3)	-	-	-	(0)	0
108.1	2315	ACC DEPR-DESKTOP COMPUTER WTR	-	-	-	3,614	(3,614)
108.1	2320	A/D - MAINFRAME(2)	(192)	(66)	(258)	(525)	267
108.1	2325	A/D - MINI COMPUTER (2)	(477)	(900)	(1,376)	(1,438)	62
108.1	2330	COMP SYSTEM AMORTIZATION (2)	(402)	(112)	(514)	(1,932)	1,418
108.1	2335	MICRO SYSTEM AMORTIZATION (2)	(196)	(54)	(250)	(323)	73
303.5/353.7	1045	LAND & LAND RIGHTS GEN PLT	102	-	102	88	14
304.3	1055	STRUCT & IMPRV WTR TRT PLT	-	-	-	1	(1)
304.5/354.7	1065	STRUCT & IMPRV GEN PLT	-	-	-	1	(1)
304.5/354.7	1175	OFFICE STRUCT & IMPRV	2,939	2,931	5,870	3,559	2,311
310.2/355.2	1320	POWER GEN EQUIP COLL PLT	-	-	-	1	(1)
340.5/394.7	1180	OFFICE FURN & EQPT	1,388	619	2,008	1,429	578
340.5/394.7	1460	OFFICE FURN & EQPT	-	-	-	0	(0)
340.5/390.7	1575	DESKTOP COMPUTER WTR	-	-	-	(4,892)	4,892
340.5/390.7	1580	MAINFRAME(2)	205	67	272	576	(304)
340.5/390.7	1585	MINI COMPUTER (2)	699	1,412	2,111	2,047	64
340.5/390.7	1590	COMP SYSTEM COST (2)	18,182	112	18,294	15,438	2,856
340.5/390.7	1595	MICRO SYSTEM COST (2)	478	59	537	545	(8)
340.5/390.7	1190	TOOL SHOP & MISC EQPT	22	909	931	265	667
343.5/393.7	1470	TOOL SHOP & MISC EQPT	-	-	-	1	(1)
344.5/394.7	1195	LABORATORY EQPT	-	12	12	-	12
346.5/396.7	1205	COMMUNICATION EQPT	386	275	661	332	328
348.5/398.7	1215	WATER PLANT ALLOCATED	-	-	-	(37,616)	37,616
348.5/398.7	1495	SEWER PLANT ALLOCATED	-	-	-	-	-
			20,072	3,414	23,485	(10,798)	34,283

UIF - Pasco

NARUC Number	Account Number	Account Description	13 Month Average - WSC	13 Month Average - Regional	Total 13 Month Average	UA Ledger 13-Month Average	Adjustment
108.1	1970	A/D - OFFICE STRUCT & IMPRV (3)	(19,093)	(8,889)	(27,982)	(19,390)	(8,592)
108.1	1975	A/D - OFFICE FURN & EQPT (3)	(16,573)	(4,388)	(20,962)	(15,687)	(5,275)
108.1	1985	A/D - TOOL SHOP & MISC EQPT (3)	(301)	(8,397)	(8,698)	(2,607)	(6,091)
108.1	1990	A/D - LABORATORY EQPT (3)	-	(129)	(129)	-	(129)
108.1	2000	A/D - COMMUNICATION EQPT (3)	(1,603)	(3,795)	(5,398)	(4,644)	(754)
108.1	2001	A/D - COMMUNICATION EQPT (3)	(4,806)	-	(4,806)	-	(4,806)
108.1	2010	ACC DEPR-OTHER TANG PLT WATER	-	-	-	153,414	(153,414)
108.1	2075	ACC DEPR-STRUCT/IMPRV GEN PLT	-	-	-	(27,456)	27,456
108.1	2230	A/D - TOOL SHOP & MISC EQPT (3)	-	-	-	(1)	1
108.1	2315	ACC DEPR-DESKTOP COMPUTER WTR	-	-	-	49,996	(49,996)
108.1	2320	A/D - MAINFRAME(2)	(2,652)	(912)	(3,564)	(7,262)	3,697
108.1	2325	A/D - MINI COMPUTER (2)	(6,593)	(12,444)	(19,037)	(19,889)	852
108.1	2330	COMP SYSTEM AMORTIZATION (2)	(5,558)	(1,552)	(7,110)	(26,731)	19,621
108.1	2335	MICRO SYSTEM AMORTIZATION (2)	(2,708)	(752)	(3,460)	(4,470)	1,010
303.5/353.7	1045	LAND & LAND RIGHTS GEN PLT	1,407	-	1,407	1,211	196
304.3	1055	STRUCT & IMPRV WTR TRT PLT	-	-	-	11	(11)
304.5/354.7	1065	STRUCT & IMPRV GEN PLT	-	-	-	20	(20)
304.5/354.7	1175	OFFICE STRUCT & IMPRV	40,659	40,541	81,200	49,230	31,970
310.2/355.2	1320	POWER GEN EQUIP COLL PLT	-	-	-	13	(13)
340.5/390.7	1180	OFFICE FURN & EQPT	19,204	8,568	27,772	19,772	8,000
340.5/394.7	1460	OFFICE FURN & EQPT	-	-	-	1	(1)
340.5/390.7	1575	DESKTOP COMPUTER WTR	-	-	-	(67,674)	67,674
340.5/390.7	1580	MAINFRAME(2)	2,839	928	3,766	7,973	(4,207)
340.5/390.7	1585	MINI COMPUTER (2)	9,672	19,531	29,203	28,315	888
340.5/390.7	1590	COMP SYSTEM COST (2)	251,505	1,552	253,057	213,554	39,503
340.5/390.7	1595	MICRO SYSTEM COST (2)	6,606	816	7,422	7,532	(110)
343.5/393.7	1190	TOOL SHOP & MISC EQPT	311	12,573	12,884	3,664	9,220
343.5/393.7	1470	TOOL SHOP & MISC EQPT	-	-	-	17	(17)
344.5/394.7	1195	LABORATORY EQPT	-	165	165	-	165
346.5/396.7	1205	COMMUNICATION EQPT	5,336	3,804	9,140	4,597	4,543
348.5/398.7	1215	WATER PLANT ALLOCATED	-	-	-	(520,335)	520,335
348.5/398.7	1495	SEWER PLANT ALLOCATED	-	-	-	50,951	(50,951)
			277,651	47,220	324,871	(125,875)	450,745

UIF - Pinellas

NARUC Number	Account Number	Account Description	13 Month Average - WSC	13 Month Average - Regional	Total 13 Month Average	UA Ledger 13-Month Average	Adjustment	
108.1	1970	A/D - OFFICE STRUCT & IMPRV (3)	(1,971)	(917)	(2,888)	(2,001)	(887)	
108.1	1975	A/D - OFFICE FURN & EQPT (3)	(1,711)	(453)	(2,163)	(1,619)	(544)	
108.1	1985	A/D - TOOL SHOP & MISC EQPT (3)	(31)	(867)	(898)	(269)	(629)	
108.1	1990	A/D - LABORATORY EQPT (3)	-	(13)	(13)	-	(13)	
108.1	2000	A/D - COMMUNICATION EQPT (3)	(165)	(392)	(557)	(479)	(78)	
108.1	2001	A/D - COMMUNICATION EQPT (3)	(496)	-	(496)	-	(496)	
108.1	2010	ACC DEPR-OTHER TANG PLT WATER	-	-	-	15,834	(15,834)	
108.1	2075	ACC DEPR-STRUCT/IMPRV GEN PLT	-	-	-	-	-	
108.1	2230	A/D - TOOL SHOP & MISC EQPT (3)	-	-	-	(0)	0	
108.1	2315	ACC DEPR-DESKTOP COMPUTER WTR	-	-	-	5,160	(5,160)	
108.1	2320	A/D - MAINFRAME(2)	(274)	(94)	(368)	(749)	382	
108.1	2325	A/D - MINI COMPUTER (2)	(680)	(1,284)	(1,965)	(2,053)	88	
108.1	2330	COMP SYSTEM AMORTIZATION (2)	(574)	(160)	(734)	(2,759)	2,025	
108.1	2335	MICRO SYSTEM AMORTIZATION (2)	(279)	(78)	(357)	(461)	104	(21,042)
303.5/353.7	1045	LAND & LAND RIGHTS GEN PLT	145	-	145	125	20	20
304.3	1055	STRUCT & IMPRV WTR TRT PLT	-	-	-	1	(1)	(1)
304.5/354.7	1065	STRUCT & IMPRV GEN PLT	-	-	-	2	(2)	
304.5/354.7	1175	OFFICE STRUCT & IMPRV	4,196	4,184	8,381	5,081	3,300	3,298
310.2/355.2	1320	POWER GEN EQUIP COLL PLT	-	-	-	1	(1)	(1)
340.5/390.7	1180	OFFICE FURN & EQPT	1,982	884	2,866	2,041	826	
340.5/394.7	1460	OFFICE FURN & EQPT	-	-	-	0	(0)	
340.5/390.7	1575	DESKTOP COMPUTER WTR	-	-	-	(6,984)	6,984	
340.5/390.7	1580	MAINFRAME(2)	293	96	389	823	(434)	
340.5/390.7	1585	MINI COMPUTER (2)	998	2,016	3,014	2,922	92	
340.5/390.7	1590	COMP SYSTEM COST (2)	25,957	160	26,118	22,041	4,077	
340.5/390.7	1595	MICRO SYSTEM COST (2)	682	84	766	777	(11)	11,533
343.5/393.7	1190	TOOL SHOP & MISC EQPT	32	1,298	1,330	378	952	
343.5/393.7	1470	TOOL SHOP & MISC EQPT	-	-	-	2	(2)	950
344.5/394.7	1195	LABORATORY EQPT	-	17	17	-	17	17
346.5/396.7	1205	COMMUNICATION EQPT	551	393	943	474	469	469
348.5/398.7	1215	WATER PLANT ALLOCATED	-	-	-	(53,703)	53,703	
348.5/398.7	1495	SEWER PLANT ALLOCATED	-	-	-	-	-	53,703
			28,656	4,873	33,529	(15,416)	48,946	

UIF - Seminole

NARUC Number	Account Number	Account Description	13 Month Average - WSC	13 Month Average - Regional	Total 13 Month Average	UA Ledger 13-Month Average	Adjustment
108.1	1970	A/D - OFFICE STRUCT & IMPRV (3)	(18,354)	(8,546)	(26,900)	(18,641)	(8,259)
108.1	1975	A/D - OFFICE FURN & EQPT (3)	(15,933)	(4,219)	(20,151)	(15,080)	(5,071)
108.1	1985	A/D - TOOL SHOP & MISC EQPT (3)	(289)	(6,278)	(6,568)	(2,506)	(4,062)
108.1	1990	A/D - LABORATORY EQPT (3)	-	(96)	(96)	-	(96)
108.1	2000	A/D - COMMUNICATION EQPT (3)	(1,541)	(2,837)	(4,379)	(4,465)	86
108.1	2001	A/D - COMMUNICATION EQPT (3)	(4,620)	-	(4,620)	-	(4,620)
108.1	2010	ACC DEPR-OTHER TANG PLT WATER	-	-	-	147,483	(147,483)
108.1	2075	ACC DEPR-STRUCT/IMPRV GEN PLT	-	-	-	(32,565)	32,565
108.1	2230	A/D - TOOL SHOP & MISC EQPT (3)	-	-	-	(1)	1
108.1	2315	ACC DEPR-DESKTOP COMPUTER WTR	-	-	-	48,063	(48,063)
108.1	2320	A/D - MAINFRAME(2)	(2,550)	(877)	(3,427)	(6,981)	3,555
108.1	2325	A/D - MINI COMPUTER (2)	(6,338)	(11,963)	(18,301)	(19,120)	819
108.1	2330	COMP SYSTEM AMORTIZATION (2)	(5,343)	(1,492)	(6,835)	(25,697)	18,862
108.1	2335	MICRO SYSTEM AMORTIZATION (2)	(2,603)	(723)	(3,326)	(4,297)	971
303.5/353.7	1045	LAND & LAND RIGHTS GEN PLT	1,352	-	1,352	1,164	188
304.3	1055	STRUCT & IMPRV WTR TRT PLT	-	-	-	11	(11)
304.5/354.7	1065	STRUCT & IMPRV GEN PLT	-	-	-	19	(19)
304.5/354.7	1175	OFFICE STRUCT & IMPRV	39,087	38,974	78,061	47,326	30,735
310.2/355.2	1320	POWER GEN EQUIP COLL PLT	-	-	-	12	(12)
340.5/390.7	1180	OFFICE FURN & EQPT	18,462	8,237	26,699	19,007	7,691
340.5/394.7	1460	OFFICE FURN & EQPT	-	-	-	1	(1)
340.5/390.7	1575	DESKTOP COMPUTER WTR	-	-	-	(65,057)	65,057
340.5/390.7	1580	MAINFRAME(2)	2,729	892	3,621	7,664	(4,044)
340.5/390.7	1585	MINI COMPUTER (2)	9,298	18,776	28,074	27,221	854
340.5/390.7	1590	COMP SYSTEM COST (2)	241,782	1,492	243,274	205,298	37,976
340.5/390.7	1595	MICRO SYSTEM COST (2)	6,350	785	7,135	7,241	(106)
343.5/393.7	1190	TOOL SHOP & MISC EQPT	299	9,401	9,700	3,522	6,178
343.5/393.7	1470	TOOL SHOP & MISC EQPT	-	-	-	16	(16)
344.5/394.7	1195	LABORATORY EQPT	-	123	123	-	123
346.5/396.7	1205	COMMUNICATION EQPT	5,130	2,844	7,974	4,420	3,554
348.5/398.7	1215	WATER PLANT ALLOCATED	-	-	-	(500,219)	500,219
348.5/398.7	1495	SEWER PLANT ALLOCATED	-	-	-	60,432	(60,432)
			266,917	44,492	311,410	(115,728)	427,138

**UTILITIES, INC. OF FLORIDA**  
**UA LEDGER 2008**

<u>Obj Acct</u>	<u>Description</u>	<u>Dec-07</u>	<u>Jan-08</u>	<u>Feb-08</u>	<u>Mar-08</u>	<u>Apr-08</u>	<u>May-08</u>
1045	LAND & LAND RIGHTS GEN PLT	3,379.00			3,281.98	3,289.75	3,289.75
1055	STRUCT & IMPRV WTR TRT PLT						
1065	STRUCT & IMPRV GEN PLT						
1175	OFFICE STRUCT & IMPRV	96,681.00			94,893.88	95,118.65	95,118.65
1180	OFFICE FURN & EQPT	46,032.00			44,774.65	44,880.71	44,880.71
1190	TOOL SHOP & MISC EQPT				740.41	742.16	742.16
1205	COMMUNICATION EQPT	12,818.00			12,449.36	12,478.85	12,478.85
1215	WATER PLANT ALLOCATED	(1,187,587.00)	(1,187,587.00)	(1,187,587.00)	(1,187,587.00)	(1,187,587.00)	(1,187,587.00)
1320	POWER GEN EQUIP COLL PLT						
1460	OFFICE FURN & EQPT						
1470	TOOL SHOP & MISC EQPT				50.18	50.31	50.31
1495	SEWER PLANT ALLOCATED	114,771.00	114,771.00	114,771.00	114,771.00	114,771.00	114,771.00
1575	DESKTOP COMPUTER WTR	(154,455.00)	(154,455.00)	(154,455.00)	(154,455.00)	(154,455.00)	(154,455.00)
1580	MAINFRAME COMPUTER WTR	23,721.00			19,525.33	19,571.59	19,795.86
1585	MINI COMPUTERS WTR	49,541.00			41,127.54	41,405.12	41,599.48
1590	COMP SYS COST WTR	35,153.00			501,904.28	503,575.66	503,680.18
1595	MICRO SYS COST WTR	20,956.00			17,804.62	17,846.80	17,846.80
1970	ACC DEPR-OFFICE STRUCTURE	(43,681.00)			(42,779.82)	(43,000.05)	(43,118.95)
1975	ACC DEPR-OFFICE FURN/EQPT	(38,410.00)			(37,473.40)	(37,618.27)	(37,674.37)
1985	ACC DEPR-TOOL SHOP & MISC				(717.34)	(720.03)	(721.02)
2000	ACC DEPR-COMMUNICATION EQP	(12,854.00)			(12,531.42)	(12,576.70)	(12,592.29)
2010	ACC DEPR-OTHER TANG PLT WA	350,144.00	350,144.00	350,144.00	350,144.00	350,144.00	350,144.00
2075	ACC DEPR-STRUCT/IMPRV GEN	(61,847.00)	(61,847.00)	(61,847.00)	(61,847.00)	(61,847.00)	(61,847.00)
2230	ACC DEPR-TOOL SHOP & MISC				(1.04)	(1.31)	(1.57)
2315	ACC DEPR-DESKTOP COMPUTER	114,108.00	114,108.00	114,108.00	114,108.00	114,108.00	114,108.00
2320	ACC DEPR-MAINFRAME COMP WT	(22,758.00)			(17,815.64)	(17,812.99)	(17,771.88)
2325	ACC DEPR-MINI COMP WTR	(38,433.00)			(30,216.82)	(30,370.06)	(30,458.40)
2330	COMP SYS AMORTIZATION WTR	(34,446.00)			(46,773.93)	(51,669.86)	(56,456.10)
2335	MICRO SYS AMORTIZATION WTR	(10,714.00)			(8,887.67)	(9,280.26)	(9,651.80)

allocated only to counties that have wastewater by the wastewater ERC basis

everything else is allocated in by county in total

**UTILITIES, INC. OF FLORIDA  
UA LEDGER 2008**

<u>Obj Acct</u>	<u>Description</u>	<u>Jun-08</u>	<u>Jul-08</u>	<u>Aug-08</u>	<u>Sep-08</u>	<u>Oct-08</u>	<u>Nov-08</u>
1045	LAND & LAND RIGHTS GEN PLT	3,353.87	3,345.87	3,352.84	3,342.86	3,154.41	3,067.41
1055	STRUCT & IMPRV WTR TRT PLT	57.51	57.25	57.27	57.15	52.59	50.11
1065	STRUCT & IMPRV GEN PLT	294.79	294.08				
1175	OFFICE STRUCT & IMPRV	96,972.58	96,741.12	97,237.52	211,606.50	197,006.61	189,638.22
1180	OFFICE FURN & EQPT	45,755.70	45,753.77	52,864.20	69,925.29	65,428.81	63,185.43
1190	TOOL SHOP & MISC EQPT	756.81	754.98	756.52	28,349.32	26,107.99	24,887.77
1205	COMMUNICATION EQPT	12,722.07	12,691.70	12,718.16	12,718.72	12,000.83	11,669.14
1215	WATER PLANT ALLOCATED	(1,187,587.00)	(1,187,587.00)	(1,187,587.00)	(1,187,587.00)	(1,187,587.00)	(1,187,587.00)
1320	POWER GEN EQUIP COLL PLT	66.61	66.31	66.33	66.19	60.92	58.04
1460	OFFICE FURN & EQPT				14.25	13.45	13.08
1470	TOOL SHOP & MISC EQPT	51.89	51.66	51.67	51.56	47.45	45.21
1495	SEWER PLANT ALLOCATED	114,771.00	114,771.00	114,771.00	114,771.00	114,771.00	114,771.00
1575	DESKTOP COMPUTER WTR	(154,455.00)	(154,455.00)	(154,455.00)	(154,455.00)	(154,455.00)	(154,455.00)
1580	MAINFRAME COMPUTER WTR	22,809.04	22,749.05	22,791.76	22,726.19	21,383.90	20,746.58
1585	MINI COMPUTERS WTR	98,871.36	98,636.52	98,953.43	99,135.40	92,541.46	89,025.37
1590	COMP SYS COST WTR	518,599.78	766,948.39	768,717.87	767,042.19	508,818.26	732,951.07
1595	MICRO SYS COST WTR	22,077.50	22,019.93	22,061.68	21,998.02	20,704.15	20,091.31
1970	ACC DEPR-OFFICE STRUCTURE	(44,080.58)	(46,692.89)	(46,911.79)	(72,320.80)	(65,493.74)	(63,502.26)
1975	ACC DEPR-OFFICE FURN/EQPT	(38,465.87)	(38,431.25)	(43,756.72)	(51,324.99)	(48,310.85)	(46,914.25)
1985	ACC DEPR-TOOL SHOP & MISC	(736.09)	(735.34)	(737.87)	(19,637.36)	(18,223.26)	(17,502.61)
2000	ACC DEPR-COMMUNICATION EQP	(12,853.63)	(12,838.82)	(12,881.48)	(12,859.94)	(12,149.97)	(11,829.45)
2010	ACC DEPR-OTHER TANG PLT WA	350,144.00	350,144.00	350,144.00	350,144.00	350,144.00	350,144.00
2075	ACC DEPR-STRUCT/IMPRV GEN	(61,847.00)	(61,847.00)	(61,847.00)	(61,847.00)	(61,847.00)	(61,847.00)
2230	ACC DEPR-TOOL SHOP & MISC	(1.89)	(2.15)	(2.42)	(2.68)	(2.72)	(2.82)
2315	ACC DEPR-DESKTOP COMPUTER	114,108.00	114,108.00	114,108.00	114,108.00	114,108.00	114,108.00
2320	ACC DEPR-MAINFRAME COMP WT	(20,703.58)	(20,506.06)	(20,401.25)	(20,200.34)	(18,866.30)	(18,167.90)
2325	ACC DEPR-MINI COMP WTR	(66,473.71)	(67,019.14)	(67,884.78)	(68,513.31)	(64,527.76)	(62,767.11)
2330	COMP SYS AMORTIZATION WTR	(67,225.00)	(71,933.70)	(82,181.84)	(89,425.24)	(83,815.86)	(101,025.30)
2335	MICRO SYS AMORTIZATION WTR	(12,797.04)	(13,155.22)	(13,572.91)	(13,927.62)	(13,460.58)	(13,408.85)

allocated only to counties that have wastewater by the wastewa  
everything else is allocated in by county in total

**UTILITIES, INC. OF FLORIDA  
UA LEDGER 2008**

<u>Obj Acct</u>	<u>Description</u>	<u>Dec-08</u>	<u>13 Month Average</u>	<u>Marion</u>	<u>Orange</u>	<u>Pasco</u>	<u>Pinellas</u>
1045	LAND & LAND RIGHTS GEN PLT	3,065.47	2,763.32	176.18	87.53	1,210.73	124.96
1055	STRUCT & IMPRV WTR TRT PLT		25.53	1.63	0.81	11.19	1.15
1065	STRUCT & IMPRV GEN PLT		45.30	2.89	1.43	19.85	2.05
1175	OFFICE STRUCT & IMPRV	189,656.08	112,359.29	7,163.46	3,558.87	49,229.60	5,080.91
1180	OFFICE FURN & EQPT	63,160.20	45,126.27	2,877.02	1,429.33	19,771.82	2,040.62
1190	TOOL SHOP & MISC EQPT	24,870.52	8,362.20	533.13	264.86	3,663.85	378.14
1205	COMMUNICATION EQPT	11,661.74	10,492.88	668.97	332.35	4,597.40	474.49
1215	WATER PLANT ALLOCATED	(1,187,587.00)	(1,187,587.00)	(75,714.56)	(37,615.60)	(520,334.64)	(53,702.93)
1320	POWER GEN EQUIP COLL PLT		29.57	1.89	0.94	12.96	1.34
1460	OFFICE FURN & EQPT		3.14	0.20	0.10	1.37	0.14
1470	TOOL SHOP & MISC EQPT	45.18	38.11	2.43	1.21	16.70	1.72
<b>1495</b>	<b>SEWER PLANT ALLOCATED</b>	<b>114,771.00</b>	<b>114,771.00</b>	<b>3,388.14</b>	<b>-</b>	<b>50,951.05</b>	<b>-</b>
1575	DESKTOP COMPUTER WTR	(154,455.00)	(154,455.00)	(9,847.27)	(4,892.20)	(67,673.60)	(6,984.49)
1580	MAINFRAME COMPUTER WTR	20,733.28	18,196.43	1,160.11	576.35	7,972.66	822.85
1585	MINI COMPUTERS WTR	89,293.48	64,625.40	4,120.19	2,046.94	28,315.26	2,922.37
1590	COMP SYS COST WTR	728,875.89	487,405.12	31,074.49	15,438.06	213,553.84	22,040.56
1595	MICRO SYS COST WTR	20,078.44	17,191.17	1,096.02	544.51	7,532.22	777.39
1970	ACC DEPR-OFFICE STRUCTURE	(63,739.55)	(44,255.49)	(2,821.51)	(1,401.75)	(19,390.30)	(2,001.24)
1975	ACC DEPR-OFFICE FURN/EQPT	(47,054.08)	(35,802.62)	(2,282.59)	(1,134.01)	(15,686.72)	(1,619.00)
1985	ACC DEPR-TOOL SHOP & MISC	(17,617.35)	(5,949.87)	(379.33)	(188.46)	(2,606.90)	(269.05)
2000	ACC DEPR-COMMUNICATION EQP	(11,836.54)	(10,600.33)	(675.82)	(335.75)	(4,644.47)	(479.35)
2010	ACC DEPR-OTHER TANG PLT WA	350,144.00	350,144.00	22,323.42	11,090.45	153,413.65	15,833.58
<b>2075</b>	<b>ACC DEPR-STRUCT/IMPRV GEN</b>	<b>(61,847.00)</b>	<b>(61,847.00)</b>	<b>(1,825.78)</b>	<b>-</b>	<b>(27,456.15)</b>	<b>-</b>
2230	ACC DEPR-TOOL SHOP & MISC	(3.06)	(1.67)	(0.11)	(0.05)	(0.73)	(0.08)
2315	ACC DEPR-DESKTOP COMPUTER	114,108.00	114,108.00	7,274.95	3,614.25	49,995.79	5,159.99
2320	ACC DEPR-MAINFRAME COMP WT	(20,460.10)	(16,574.16)	(1,056.68)	(524.97)	(7,261.87)	(749.49)
2325	ACC DEPR-MINI COMP WTR	(63,450.67)	(45,393.44)	(2,894.06)	(1,437.79)	(19,888.88)	(2,052.70)
2330	COMP SYS AMORTIZATION WTR	(108,163.97)	(61,008.98)	(3,889.63)	(1,932.40)	(26,730.75)	(2,758.84)
2335	MICRO SYS AMORTIZATION WTR	(13,760.65)	(10,201.28)	(650.38)	(323.11)	(4,469.63)	(461.30)

allocated only to counties that have wastewater by the wastewa  
everything else is allocated in by county in total

**UTILITIES, INC. OF FLORIDA**  
**UA LEDGER 2008**

<u>Obj Acct</u>	<u>Description</u>	<u>Seminole</u>
1045	LAND & LAND RIGHTS GEN PLT	1,163.93
1055	STRUCT & IMPRV WTR TRT PLT	10.75
1065	STRUCT & IMPRV GEN PLT	19.08
1175	OFFICE STRUCT & IMPRV	47,326.46
1180	OFFICE FURN & EQPT	19,007.47
1190	TOOL SHOP & MISC EQPT	3,522.21
1205	COMMUNICATION EQPT	4,419.67
1215	WATER PLANT ALLOCATED	(500,219.28)
1320	POWER GEN EQUIP COLL PLT	12.45
1460	OFFICE FURN & EQPT	1.32
1470	TOOL SHOP & MISC EQPT	16.05
1495	SEWER PLANT ALLOCATED	60,431.81
1575	DESKTOP COMPUTER WTR	(65,057.44)
1580	MAINFRAME COMPUTER WTR	7,664.45
1585	MINI COMPUTERS WTR	27,220.63
1590	COMP SYS COST WTR	205,298.17
1595	MICRO SYS COST WTR	7,241.03
1970	ACC DEPR-OFFICE STRUCTURE	(18,640.70)
1975	ACC DEPR-OFFICE FURN/EQPT	(15,080.29)
1985	ACC DEPR-TOOL SHOP & MISC	(2,506.12)
2000	ACC DEPR-COMMUNICATION EQP	(4,464.93)
2010	ACC DEPR-OTHER TANG PLT WA	147,482.90
2075	ACC DEPR-STRUCT/IMPRV GEN	(32,565.08)
2230	ACC DEPR-TOOL SHOP & MISC	(0.70)
2315	ACC DEPR-DESKTOP COMPUTER	48,063.02
2320	ACC DEPR-MAINFRAME COMP WT	(6,981.14)
2325	ACC DEPR-MINI COMP WTR	(19,120.01)
2330	COMP SYS AMORTIZATION WTR	(25,697.38)
2335	MICRO SYS AMORTIZATION WTR	(4,296.84)

allocated only to counties that have wastewater by the wastewa  
everything else is allocated in by county in total



**Regional 13-Month Rate Base**

**Florida**

<u>NARUC Number</u>	<u>Account Number</u>	<u>Account Description</u>	<u>December</u>	<u>January</u>	<u>February</u>	<u>March</u>
303.5/353.7	1045	LAND & LAND RIGHTS GEN PLT	-	-	-	-
304.5/354.7	1175	OFFICE STRUCT & IMPRV	905,948	905,948	905,948	905,948
340.5/394.7	1180	OFFICE FURN & EQPT	191,311	191,471	191,471	191,471
343.5/393.7	1190	TOOL SHOP & MISC EQPT	218,036	218,568	218,568	218,568
344.5/394.7	1195	LABORATORY EQPT	2,863	2,863	2,863	2,863
346.5/396.7	1205	COMMUNICATION EQPT	66,110	66,110	66,110	66,110
340.5/394.7	1580	MAINFRAME (2)	20,627	20,737	20,737	20,737
340.5/394.7	1585	MINI COMPUTER (2)	378,420	441,127	441,127	441,127
340.5/394.7	1590	COMP SYSTEM COST (2)	-	37,575	37,575	37,575
340.5/394.7	1595	MICRO SYSTEM COST (2)	18,237	18,237	18,237	18,237
108.1	1970	A/D - OFFICE STRUCT & IMPRV (3)	(187,320)	(189,208)	(191,095)	(192,983)
108.1	1975	A/D - OFFICE FURN & EQPT (3)	(91,681)	(92,745)	(93,808)	(94,871)
108.1	1985	A/D - TOOL SHOP & MISC EQPT (3)	(139,119)	(140,256)	(141,393)	(142,530)
108.1	1990	A/D - LABORATORY EQPT (3)	(2,140)	(2,156)	(2,172)	(2,188)
108.1	2000	A/D - COMMUNICATION EQPT (3)	(65,070)	(65,157)	(66,110)	(66,110)
108.1	2320	A/D - MAINFRAME(2)	(20,137)	(20,179)	(20,221)	(20,262)
108.1	2325	A/D - MINI COMPUTER (2)	(218,486)	(228,419)	(238,352)	(248,284)
108.1	2330	COMP SYSTEM AMORTIZATION (2)	-	(37,575)	(37,575)	(37,575)
108.1	2335	MICRO SYSTEM AMORTIZATION (2)	(15,356)	(15,596)	(15,836)	(16,076)
			<b>1,062,243</b>	<b>1,111,347</b>	<b>1,096,075</b>	<b>1,081,757</b>

**UIF - Marion**

<u>NARUC Number</u>	<u>Account Number</u>	<u>Account Description</u>	<u>December</u>	<u>January</u>	<u>February</u>	<u>March</u>
303.5/353.7	1045	LAND & LAND RIGHTS GEN PLT	-	-	-	-
304.5/354.7	1175	OFFICE STRUCT & IMPRV	5,899	5,899	5,899	5,899
340.5/394.7	1180	OFFICE FURN & EQPT	1,246	1,247	1,247	1,247
343.5/393.7	1190	TOOL SHOP & MISC EQPT	1,825	1,830	1,830	1,830
344.5/394.7	1195	LABORATORY EQPT	24	24	24	24
346.5/396.7	1205	COMMUNICATION EQPT	553	553	553	553
340.5/394.7	1580	MAINFRAME (2)	134	135	135	135
340.5/394.7	1585	MINI COMPUTER (2)	2,464	2,872	2,872	2,872

340.5/394.7	1590	COMP SYSTEM COST (2)	-	245	245	245
340.5/394.7	1595	MICRO SYSTEM COST (2)	119	119	119	119
108.1	1970	A/D - OFFICE STRUCT & IMPRV (3)	(1,220)	(1,232)	(1,244)	(1,257)
108.1	1975	A/D - OFFICE FURN & EQPT (3)	(597)	(604)	(611)	(618)
108.1	1985	A/D - TOOL SHOP & MISC EQPT (3)	(1,165)	(1,174)	(1,184)	(1,193)
108.1	1990	A/D - LABORATORY EQPT (3)	(18)	(18)	(18)	(18)
108.1	2000	A/D - COMMUNICATION EQPT (3)	(545)	(546)	(553)	(553)
108.1	2320	A/D - MAINFRAME(2)	(131)	(131)	(132)	(132)
108.1	2325	A/D - MINI COMPUTER (2)	(1,423)	(1,487)	(1,552)	(1,617)
108.1	2330	COMP SYSTEM AMORTIZATION (2)	-	(245)	(245)	(245)
108.1	2335	MICRO SYSTEM AMORTIZATION (2)	(100)	(102)	(103)	(105)
			<u>7,067</u>	<u>7,385</u>	<u>7,282</u>	<u>7,187</u>

**UIF - Orange**

<u>NARUC Number</u>	<u>Account Number</u>	<u>Account Description</u>	<u>December</u>	<u>January</u>	<u>February</u>	<u>March</u>
303.5/353.7	1045	LAND & LAND RIGHTS GEN PLT	-	-	-	-
304.5/354.7	1175	OFFICE STRUCT & IMPRV	2,931	2,931	2,931	2,931
340.5/394.7	1180	OFFICE FURN & EQPT	619	619	619	619
343.5/393.7	1190	TOOL SHOP & MISC EQPT	907	909	909	909
344.5/394.7	1195	LABORATORY EQPT	12	12	12	12
346.5/396.7	1205	COMMUNICATION EQPT	275	275	275	275
340.5/394.7	1580	MAINFRAME (2)	67	67	67	67
340.5/394.7	1585	MINI COMPUTER (2)	1,224	1,427	1,427	1,427
340.5/394.7	1590	COMP SYSTEM COST (2)	-	122	122	122
340.5/394.7	1595	MICRO SYSTEM COST (2)	59	59	59	59
108.1	1970	A/D - OFFICE STRUCT & IMPRV (3)	(606)	(612)	(618)	(624)
108.1	1975	A/D - OFFICE FURN & EQPT (3)	(297)	(300)	(303)	(307)
108.1	1985	A/D - TOOL SHOP & MISC EQPT (3)	(579)	(583)	(588)	(593)
108.1	1990	A/D - LABORATORY EQPT (3)	(9)	(9)	(9)	(9)
108.1	2000	A/D - COMMUNICATION EQPT (3)	(271)	(271)	(275)	(275)
108.1	2320	A/D - MAINFRAME(2)	(65)	(65)	(65)	(66)
108.1	2325	A/D - MINI COMPUTER (2)	(707)	(739)	(771)	(803)
108.1	2330	COMP SYSTEM AMORTIZATION (2)	-	(122)	(122)	(122)
108.1	2335	MICRO SYSTEM AMORTIZATION (2)	(50)	(50)	(51)	(52)
			<u>3,511</u>	<u>3,669</u>	<u>3,618</u>	<u>3,570</u>

**UIF - Pasco**

<u>NARUC Number</u>	<u>Account Number</u>	<u>Account Description</u>	<u>December</u>	<u>January</u>	<u>February</u>	<u>March</u>
303.5/353.7	1045	LAND & LAND RIGHTS GEN PLT	-	-	-	-
304.5/354.7	1175	OFFICE STRUCT & IMPRV	40,541	40,541	40,541	40,541
340.5/394.7	1180	OFFICE FURN & EQPT	8,561	8,568	8,568	8,568
343.5/393.7	1190	TOOL SHOP & MISC EQPT	12,545	12,576	12,576	12,576
344.5/394.7	1195	LABORATORY EQPT	165	165	165	165
346.5/396.7	1205	COMMUNICATION EQPT	3,804	3,804	3,804	3,804
340.5/394.7	1580	MAINFRAME (2)	923	928	928	928
340.5/394.7	1585	MINI COMPUTER (2)	16,934	19,740	19,740	19,740
340.5/394.7	1590	COMP SYSTEM COST (2)	-	1,681	1,681	1,681
340.5/394.7	1595	MICRO SYSTEM COST (2)	816	816	816	816
108.1	1970	A/D - OFFICE STRUCT & IMPRV (3)	(8,383)	(8,467)	(8,552)	(8,636)
108.1	1975	A/D - OFFICE FURN & EQPT (3)	(4,103)	(4,150)	(4,198)	(4,245)
108.1	1985	A/D - TOOL SHOP & MISC EQPT (3)	(8,004)	(8,070)	(8,135)	(8,201)
108.1	1990	A/D - LABORATORY EQPT (3)	(123)	(124)	(125)	(126)
108.1	2000	A/D - COMMUNICATION EQPT (3)	(3,744)	(3,749)	(3,804)	(3,804)
108.1	2320	A/D - MAINFRAME(2)	(901)	(903)	(905)	(907)
108.1	2325	A/D - MINI COMPUTER (2)	(9,777)	(10,222)	(10,666)	(11,111)
108.1	2330	COMP SYSTEM AMORTIZATION (2)	-	(1,681)	(1,681)	(1,681)
108.1	2335	MICRO SYSTEM AMORTIZATION (2)	(687)	(698)	(709)	(719)
			<u>48,567</u>	<u>50,755</u>	<u>50,045</u>	<u>49,390</u>

**UIF - Pinellas**

<u>NARUC Number</u>	<u>Account Number</u>	<u>Account Description</u>	<u>December</u>	<u>January</u>	<u>February</u>	<u>March</u>
303.5/353.7	1045	LAND & LAND RIGHTS GEN PLT	-	-	-	-
304.5/354.7	1175	OFFICE STRUCT & IMPRV	4,184	4,184	4,184	4,184
340.5/394.7	1180	OFFICE FURN & EQPT	884	884	884	884
343.5/393.7	1190	TOOL SHOP & MISC EQPT	1,295	1,298	1,298	1,298
344.5/394.7	1195	LABORATORY EQPT	17	17	17	17
346.5/396.7	1205	COMMUNICATION EQPT	393	393	393	393
340.5/394.7	1580	MAINFRAME (2)	95	96	96	96
340.5/394.7	1585	MINI COMPUTER (2)	1,748	2,037	2,037	2,037
340.5/394.7	1590	COMP SYSTEM COST (2)	-	174	174	174
340.5/394.7	1595	MICRO SYSTEM COST (2)	84	84	84	84
108.1	1970	A/D - OFFICE STRUCT & IMPRV (3)	(865)	(874)	(883)	(891)
108.1	1975	A/D - OFFICE FURN & EQPT (3)	(423)	(428)	(433)	(438)
108.1	1985	A/D - TOOL SHOP & MISC EQPT (3)	(826)	(833)	(840)	(846)

108.1	1990	A/D - LABORATORY EQPT (3)	(13)	(13)	(13)	(13)
108.1	2000	A/D - COMMUNICATION EQPT (3)	(386)	(387)	(393)	(393)
108.1	2320	A/D - MAINFRAME(2)	(93)	(93)	(93)	(94)
108.1	2325	A/D - MINI COMPUTER (2)	(1,009)	(1,055)	(1,101)	(1,147)
108.1	2330	COMP SYSTEM AMORTIZATION (2)	-	(174)	(174)	(174)
108.1	2335	MICRO SYSTEM AMORTIZATION (2)	(71)	(72)	(73)	(74)
			<u>5,013</u>	<u>5,238</u>	<u>5,165</u>	<u>5,097</u>

**UIF - Seminole**

<u>NARUC Number</u>	<u>Account Number</u>	<u>Account Description</u>	<u>December</u>	<u>January</u>	<u>February</u>	<u>March</u>
303.5/353.7	1045	LAND & LAND RIGHTS GEN PLT	-	-	-	-
304.5/354.7	1175	OFFICE STRUCT & IMPRV	38,974	38,974	38,974	38,974
340.5/394.7	1180	OFFICE FURN & EQPT	8,230	8,237	8,237	8,237
343.5/393.7	1190	TOOL SHOP & MISC EQPT	12,060	12,089	12,089	12,089
344.5/394.7	1195	LABORATORY EQPT	158	158	158	158
346.5/396.7	1205	COMMUNICATION EQPT	3,657	3,657	3,657	3,657
340.5/394.7	1580	MAINFRAME (2)	887	892	892	892
340.5/394.7	1585	MINI COMPUTER (2)	16,280	18,977	18,977	18,977
340.5/394.7	1590	COMP SYSTEM COST (2)	-	1,616	1,616	1,616
340.5/394.7	1595	MICRO SYSTEM COST (2)	785	785	785	785
108.1	1970	A/D - OFFICE STRUCT & IMPRV (3)	(8,059)	(8,140)	(8,221)	(8,302)
108.1	1975	A/D - OFFICE FURN & EQPT (3)	(3,944)	(3,990)	(4,036)	(4,081)
108.1	1985	A/D - TOOL SHOP & MISC EQPT (3)	(7,695)	(7,758)	(7,821)	(7,884)
108.1	1990	A/D - LABORATORY EQPT (3)	(118)	(119)	(120)	(121)
108.1	2000	A/D - COMMUNICATION EQPT (3)	(3,599)	(3,604)	(3,657)	(3,657)
108.1	2320	A/D - MAINFRAME(2)	(866)	(868)	(870)	(872)
108.1	2325	A/D - MINI COMPUTER (2)	(9,399)	(9,827)	(10,254)	(10,681)
108.1	2330	COMP SYSTEM AMORTIZATION (2)	-	(1,616)	(1,616)	(1,616)
108.1	2335	MICRO SYSTEM AMORTIZATION (2)	(661)	(671)	(681)	(692)
			<u>46,690</u>	<u>48,793</u>	<u>48,110</u>	<u>47,480</u>

**Regional 13-Month Rate Base**

**Florida**

<u>NARUC Number</u>	<u>Account Number</u>	<u>Account Description</u>	<u>April</u>	<u>May</u>	<u>June</u>	<u>July</u>
303.5/353.7	1045	LAND & LAND RIGHTS GEN PLT	-	-	-	-
304.5/354.7	1175	OFFICE STRUCT & IMPRV	905,948	905,948	905,948	905,948
340.5/394.7	1180	OFFICE FURN & EQPT	191,471	191,471	191,471	191,471
343.5/393.7	1190	TOOL SHOP & MISC EQPT	218,568	218,568	218,568	218,568
344.5/394.7	1195	LABORATORY EQPT	2,863	2,863	2,863	2,863
346.5/396.7	1205	COMMUNICATION EQPT	66,110	66,110	66,110	66,110
340.5/394.7	1580	MAINFRAME (2)	20,737	20,737	20,737	20,737
340.5/394.7	1585	MINI COMPUTER (2)	441,127	441,127	441,407	441,407
340.5/394.7	1590	COMP SYSTEM COST (2)	37,575	37,575	37,575	37,575
340.5/394.7	1595	MICRO SYSTEM COST (2)	18,237	18,237	18,237	18,237
108.1	1970	A/D - OFFICE STRUCT & IMPRV (3)	(194,870)	(196,758)	(198,645)	(200,532)
108.1	1975	A/D - OFFICE FURN & EQPT (3)	(95,934)	(96,998)	(98,061)	(99,124)
108.1	1985	A/D - TOOL SHOP & MISC EQPT (3)	(143,667)	(144,804)	(145,941)	(147,078)
108.1	1990	A/D - LABORATORY EQPT (3)	(2,203)	(2,219)	(2,235)	(2,251)
108.1	2000	A/D - COMMUNICATION EQPT (3)	(66,110)	(66,110)	(66,110)	(66,110)
108.1	2320	A/D - MAINFRAME(2)	(20,304)	(20,345)	(20,387)	(20,428)
108.1	2325	A/D - MINI COMPUTER (2)	(258,217)	(268,150)	(278,083)	(288,016)
108.1	2330	COMP SYSTEM AMORTIZATION (2)	(37,575)	(37,575)	(37,575)	(37,575)
108.1	2335	MICRO SYSTEM AMORTIZATION (2)	(16,316)	(16,556)	(16,796)	(17,036)
			<b>1,067,439</b>	<b>1,053,121</b>	<b>1,039,083</b>	<b>1,024,765</b>

**UIF - Marion**

<u>NARUC Number</u>	<u>Account Number</u>	<u>Account Description</u>	<u>April</u>	<u>May</u>	<u>June</u>	<u>July</u>
303.5/353.7	1045	LAND & LAND RIGHTS GEN PLT	-	-	-	-
304.5/354.7	1175	OFFICE STRUCT & IMPRV	5,899	5,899	5,899	5,899
340.5/394.7	1180	OFFICE FURN & EQPT	1,247	1,247	1,247	1,247
343.5/393.7	1190	TOOL SHOP & MISC EQPT	1,830	1,830	1,830	1,830
344.5/394.7	1195	LABORATORY EQPT	24	24	24	24
346.5/396.7	1205	COMMUNICATION EQPT	553	553	553	553
340.5/394.7	1580	MAINFRAME (2)	135	135	135	135
340.5/394.7	1585	MINI COMPUTER (2)	2,872	2,872	2,874	2,874

340.5/394.7	1590	COMP SYSTEM COST (2)	245	245	245	245
340.5/394.7	1595	MICRO SYSTEM COST (2)	119	119	119	119
108.1	1970	A/D - OFFICE STRUCT & IMPRV (3)	(1,269)	(1,281)	(1,294)	(1,306)
108.1	1975	A/D - OFFICE FURN & EQPT (3)	(625)	(632)	(639)	(645)
108.1	1985	A/D - TOOL SHOP & MISC EQPT (3)	(1,203)	(1,212)	(1,222)	(1,231)
108.1	1990	A/D - LABORATORY EQPT (3)	(18)	(19)	(19)	(19)
108.1	2000	A/D - COMMUNICATION EQPT (3)	(553)	(553)	(553)	(553)
108.1	2320	A/D - MAINFRAME(2)	(132)	(132)	(133)	(133)
108.1	2325	A/D - MINI COMPUTER (2)	(1,681)	(1,746)	(1,811)	(1,875)
108.1	2330	COMP SYSTEM AMORTIZATION (2)	(245)	(245)	(245)	(245)
108.1	2335	MICRO SYSTEM AMORTIZATION (2)	(106)	(108)	(109)	(111)
			<u>7,091</u>	<u>6,996</u>	<u>6,902</u>	<u>6,807</u>

**UIF - Orange**

<u>NARUC Number</u>	<u>Account Number</u>	<u>Account Description</u>	<u>April</u>	<u>May</u>	<u>June</u>	<u>July</u>
303.5/353.7	1045	LAND & LAND RIGHTS GEN PLT	-	-	-	-
304.5/354.7	1175	OFFICE STRUCT & IMPRV	2,931	2,931	2,931	2,931
340.5/394.7	1180	OFFICE FURN & EQPT	619	619	619	619
343.5/393.7	1190	TOOL SHOP & MISC EQPT	909	909	909	909
344.5/394.7	1195	LABORATORY EQPT	12	12	12	12
346.5/396.7	1205	COMMUNICATION EQPT	275	275	275	275
340.5/394.7	1580	MAINFRAME (2)	67	67	67	67
340.5/394.7	1585	MINI COMPUTER (2)	1,427	1,427	1,428	1,428
340.5/394.7	1590	COMP SYSTEM COST (2)	122	122	122	122
340.5/394.7	1595	MICRO SYSTEM COST (2)	59	59	59	59
108.1	1970	A/D - OFFICE STRUCT & IMPRV (3)	(630)	(637)	(643)	(649)
108.1	1975	A/D - OFFICE FURN & EQPT (3)	(310)	(314)	(317)	(321)
108.1	1985	A/D - TOOL SHOP & MISC EQPT (3)	(598)	(602)	(607)	(612)
108.1	1990	A/D - LABORATORY EQPT (3)	(9)	(9)	(9)	(9)
108.1	2000	A/D - COMMUNICATION EQPT (3)	(275)	(275)	(275)	(275)
108.1	2320	A/D - MAINFRAME(2)	(66)	(66)	(66)	(66)
108.1	2325	A/D - MINI COMPUTER (2)	(835)	(867)	(900)	(932)
108.1	2330	COMP SYSTEM AMORTIZATION (2)	(122)	(122)	(122)	(122)
108.1	2335	MICRO SYSTEM AMORTIZATION (2)	(53)	(54)	(54)	(55)
			<u>3,523</u>	<u>3,476</u>	<u>3,429</u>	<u>3,382</u>

**UIF - Pasco**

<u>NARUC Number</u>	<u>Account Number</u>	<u>Account Description</u>	<u>April</u>	<u>May</u>	<u>June</u>	<u>July</u>
303.5/353.7	1045	LAND & LAND RIGHTS GEN PLT	-	-	-	-
304.5/354.7	1175	OFFICE STRUCT & IMPRV	40,541	40,541	40,541	40,541
340.5/394.7	1180	OFFICE FURN & EQPT	8,568	8,568	8,568	8,568
343.5/393.7	1190	TOOL SHOP & MISC EQPT	12,576	12,576	12,576	12,576
344.5/394.7	1195	LABORATORY EQPT	165	165	165	165
346.5/396.7	1205	COMMUNICATION EQPT	3,804	3,804	3,804	3,804
340.5/394.7	1580	MAINFRAME (2)	928	928	928	928
340.5/394.7	1585	MINI COMPUTER (2)	19,740	19,740	19,753	19,753
340.5/394.7	1590	COMP SYSTEM COST (2)	1,681	1,681	1,681	1,681
340.5/394.7	1595	MICRO SYSTEM COST (2)	816	816	816	816
108.1	1970	A/D - OFFICE STRUCT & IMPRV (3)	(8,720)	(8,805)	(8,889)	(8,974)
108.1	1975	A/D - OFFICE FURN & EQPT (3)	(4,293)	(4,341)	(4,388)	(4,436)
108.1	1985	A/D - TOOL SHOP & MISC EQPT (3)	(8,266)	(8,331)	(8,397)	(8,462)
108.1	1990	A/D - LABORATORY EQPT (3)	(127)	(128)	(129)	(130)
108.1	2000	A/D - COMMUNICATION EQPT (3)	(3,804)	(3,804)	(3,804)	(3,804)
108.1	2320	A/D - MAINFRAME(2)	(909)	(910)	(912)	(914)
108.1	2325	A/D - MINI COMPUTER (2)	(11,555)	(12,000)	(12,444)	(12,889)
108.1	2330	COMP SYSTEM AMORTIZATION (2)	(1,681)	(1,681)	(1,681)	(1,681)
108.1	2335	MICRO SYSTEM AMORTIZATION (2)	(730)	(741)	(752)	(762)
			<u>48,734</u>	<u>48,079</u>	<u>47,436</u>	<u>46,780</u>

**UIF - Pinellas**

<u>NARUC Number</u>	<u>Account Number</u>	<u>Account Description</u>	<u>April</u>	<u>May</u>	<u>June</u>	<u>July</u>
303.5/353.7	1045	LAND & LAND RIGHTS GEN PLT	-	-	-	-
304.5/354.7	1175	OFFICE STRUCT & IMPRV	4,184	4,184	4,184	4,184
340.5/394.7	1180	OFFICE FURN & EQPT	884	884	884	884
343.5/393.7	1190	TOOL SHOP & MISC EQPT	1,298	1,298	1,298	1,298
344.5/394.7	1195	LABORATORY EQPT	17	17	17	17
346.5/396.7	1205	COMMUNICATION EQPT	393	393	393	393
340.5/394.7	1580	MAINFRAME (2)	96	96	96	96
340.5/394.7	1585	MINI COMPUTER (2)	2,037	2,037	2,039	2,039
340.5/394.7	1590	COMP SYSTEM COST (2)	174	174	174	174
340.5/394.7	1595	MICRO SYSTEM COST (2)	84	84	84	84
108.1	1970	A/D - OFFICE STRUCT & IMPRV (3)	(900)	(909)	(917)	(926)
108.1	1975	A/D - OFFICE FURN & EQPT (3)	(443)	(448)	(453)	(458)
108.1	1985	A/D - TOOL SHOP & MISC EQPT (3)	(853)	(860)	(867)	(873)

108.1	1990	A/D - LABORATORY EQPT (3)	(13)	(13)	(13)	(13)
108.1	2000	A/D - COMMUNICATION EQPT (3)	(393)	(393)	(393)	(393)
108.1	2320	A/D - MAINFRAME(2)	(94)	(94)	(94)	(94)
108.1	2325	A/D - MINI COMPUTER (2)	(1,193)	(1,238)	(1,284)	(1,330)
108.1	2330	COMP SYSTEM AMORTIZATION (2)	(174)	(174)	(174)	(174)
108.1	2335	MICRO SYSTEM AMORTIZATION (2)	(75)	(76)	(78)	(79)
			<hr/>	<hr/>	<hr/>	<hr/>
			5,030	4,962	4,896	4,828
			<hr/>	<hr/>	<hr/>	<hr/>

**UIF - Seminole**

<u>NARUC Number</u>	<u>Account Number</u>	<u>Account Description</u>	<u>April</u>	<u>May</u>	<u>June</u>	<u>July</u>
303.5/353.7	1045	LAND & LAND RIGHTS GEN PLT	-	-	-	-
304.5/354.7	1175	OFFICE STRUCT & IMPRV	38,974	38,974	38,974	38,974
340.5/394.7	1180	OFFICE FURN & EQPT	8,237	8,237	8,237	8,237
343.5/393.7	1190	TOOL SHOP & MISC EQPT	12,089	12,089	12,089	12,089
344.5/394.7	1195	LABORATORY EQPT	158	158	158	158
346.5/396.7	1205	COMMUNICATION EQPT	3,657	3,657	3,657	3,657
340.5/394.7	1580	MAINFRAME (2)	892	892	892	892
340.5/394.7	1585	MINI COMPUTER (2)	18,977	18,977	18,989	18,989
340.5/394.7	1590	COMP SYSTEM COST (2)	1,616	1,616	1,616	1,616
340.5/394.7	1595	MICRO SYSTEM COST (2)	785	785	785	785
108.1	1970	A/D - OFFICE STRUCT & IMPRV (3)	(8,383)	(8,465)	(8,546)	(8,627)
108.1	1975	A/D - OFFICE FURN & EQPT (3)	(4,127)	(4,173)	(4,219)	(4,264)
108.1	1985	A/D - TOOL SHOP & MISC EQPT (3)	(7,946)	(8,009)	(8,072)	(8,135)
108.1	1990	A/D - LABORATORY EQPT (3)	(122)	(123)	(124)	(125)
108.1	2000	A/D - COMMUNICATION EQPT (3)	(3,657)	(3,657)	(3,657)	(3,657)
108.1	2320	A/D - MAINFRAME(2)	(873)	(875)	(877)	(879)
108.1	2325	A/D - MINI COMPUTER (2)	(11,109)	(11,536)	(11,963)	(12,390)
108.1	2330	COMP SYSTEM AMORTIZATION (2)	(1,616)	(1,616)	(1,616)	(1,616)
108.1	2335	MICRO SYSTEM AMORTIZATION (2)	(702)	(712)	(723)	(733)
			<hr/>	<hr/>	<hr/>	<hr/>
			46,850	46,220	45,602	44,972
			<hr/>	<hr/>	<hr/>	<hr/>



**Regional 13-Month Rate Base**

**Florida**

<u>NARUC Number</u>	<u>Account Number</u>	<u>Account Description</u>	<u>August</u>	<u>September</u>	<u>October</u>	<u>November</u>	<u>December</u>
303.5/353.7	1045	LAND & LAND RIGHTS GEN PLT	-	-	-	-	-
304.5/354.7	1175	OFFICE STRUCT & IMPRV	905,948	905,948	905,948	905,948	905,948
340.5/394.7	1180	OFFICE FURN & EQPT	191,471	191,471	191,471	191,471	191,471
343.5/393.7	1190	TOOL SHOP & MISC EQPT	218,568	218,568	218,568	218,568	218,568
344.5/394.7	1195	LABORATORY EQPT	2,863	2,863	2,863	2,863	2,863
346.5/396.7	1205	COMMUNICATION EQPT	66,110	66,110	66,110	66,110	66,110
340.5/394.7	1580	MAINFRAME (2)	20,737	20,737	20,737	20,737	20,737
340.5/394.7	1585	MINI COMPUTER (2)	441,407	441,407	441,407	441,407	441,407
340.5/394.7	1590	COMP SYSTEM COST (2)	37,575	37,575	37,575	37,575	37,575
340.5/394.7	1595	MICRO SYSTEM COST (2)	18,237	18,237	18,237	18,237	18,237
108.1	1970	A/D - OFFICE STRUCT & IMPRV (3)	(202,420)	(204,307)	(206,195)	(208,082)	(209,969)
108.1	1975	A/D - OFFICE FURN & EQPT (3)	(100,187)	(101,251)	(102,314)	(103,377)	(104,440)
108.1	1985	A/D - TOOL SHOP & MISC EQPT (3)	(148,215)	(149,352)	(150,489)	(151,626)	(152,763)
108.1	1990	A/D - LABORATORY EQPT (3)	(2,267)	(2,283)	(2,299)	(2,315)	(2,331)
108.1	2000	A/D - COMMUNICATION EQPT (3)	(66,110)	(66,110)	(66,110)	(66,110)	(66,110)
108.1	2320	A/D - MAINFRAME(2)	(20,470)	(20,512)	(20,553)	(20,595)	(20,636)
108.1	2325	A/D - MINI COMPUTER (2)	(297,949)	(307,881)	(317,814)	(327,747)	(337,680)
108.1	2330	COMP SYSTEM AMORTIZATION (2)	(37,575)	(37,575)	(37,575)	(37,575)	(37,575)
108.1	2335	MICRO SYSTEM AMORTIZATION (2)	(17,276)	(17,517)	(17,757)	(17,997)	(18,237)
			<u>1,010,447</u>	<u>996,129</u>	<u>981,811</u>	<u>967,493</u>	<u>953,175</u>

**UIF - Marion**

<u>NARUC Number</u>	<u>Account Number</u>	<u>Account Description</u>	<u>August</u>	<u>September</u>	<u>October</u>	<u>November</u>	<u>December</u>
303.5/353.7	1045	LAND & LAND RIGHTS GEN PLT	-	-	-	-	-
304.5/354.7	1175	OFFICE STRUCT & IMPRV	5,899	5,899	5,899	5,899	5,899
340.5/394.7	1180	OFFICE FURN & EQPT	1,247	1,247	1,247	1,247	1,247
343.5/393.7	1190	TOOL SHOP & MISC EQPT	1,830	1,830	1,830	1,830	1,830
344.5/394.7	1195	LABORATORY EQPT	24	24	24	24	24
346.5/396.7	1205	COMMUNICATION EQPT	553	553	553	553	553
340.5/394.7	1580	MAINFRAME (2)	135	135	135	135	135
340.5/394.7	1585	MINI COMPUTER (2)	2,874	2,874	2,874	2,874	2,874

340.5/394.7	1590	COMP SYSTEM COST (2)	245	245	245	245	245
340.5/394.7	1595	MICRO SYSTEM COST (2)	119	119	119	119	119
108.1	1970	A/D - OFFICE STRUCT & IMPRV (3)	(1,318)	(1,330)	(1,343)	(1,355)	(1,367)
108.1	1975	A/D - OFFICE FURN & EQPT (3)	(652)	(659)	(666)	(673)	(680)
108.1	1985	A/D - TOOL SHOP & MISC EQPT (3)	(1,241)	(1,250)	(1,260)	(1,269)	(1,279)
108.1	1990	A/D - LABORATORY EQPT (3)	(19)	(19)	(19)	(19)	(20)
108.1	2000	A/D - COMMUNICATION EQPT (3)	(553)	(553)	(553)	(553)	(553)
108.1	2320	A/D - MAINFRAME(2)	(133)	(134)	(134)	(134)	(134)
108.1	2325	A/D - MINI COMPUTER (2)	(1,940)	(2,005)	(2,069)	(2,134)	(2,199)
108.1	2330	COMP SYSTEM AMORTIZATION (2)	(245)	(245)	(245)	(245)	(245)
108.1	2335	MICRO SYSTEM AMORTIZATION (2)	(112)	(114)	(116)	(117)	(119)
			<u>6,712</u>	<u>6,616</u>	<u>6,521</u>	<u>6,426</u>	<u>6,330</u>

**UIF - Orange**

<u>NARUC Number</u>	<u>Account Number</u>	<u>Account Description</u>	<u>August</u>	<u>September</u>	<u>October</u>	<u>November</u>	<u>December</u>
303.5/353.7	1045	LAND & LAND RIGHTS GEN PLT	-	-	-	-	-
304.5/354.7	1175	OFFICE STRUCT & IMPRV	2,931	2,931	2,931	2,931	2,931
340.5/394.7	1180	OFFICE FURN & EQPT	619	619	619	619	619
343.5/393.7	1190	TOOL SHOP & MISC EQPT	909	909	909	909	909
344.5/394.7	1195	LABORATORY EQPT	12	12	12	12	12
346.5/396.7	1205	COMMUNICATION EQPT	275	275	275	275	275
340.5/394.7	1580	MAINFRAME (2)	67	67	67	67	67
340.5/394.7	1585	MINI COMPUTER (2)	1,428	1,428	1,428	1,428	1,428
340.5/394.7	1590	COMP SYSTEM COST (2)	122	122	122	122	122
340.5/394.7	1595	MICRO SYSTEM COST (2)	59	59	59	59	59
108.1	1970	A/D - OFFICE STRUCT & IMPRV (3)	(655)	(661)	(667)	(673)	(679)
108.1	1975	A/D - OFFICE FURN & EQPT (3)	(324)	(328)	(331)	(334)	(338)
108.1	1985	A/D - TOOL SHOP & MISC EQPT (3)	(616)	(621)	(626)	(631)	(635)
108.1	1990	A/D - LABORATORY EQPT (3)	(9)	(9)	(10)	(10)	(10)
108.1	2000	A/D - COMMUNICATION EQPT (3)	(275)	(275)	(275)	(275)	(275)
108.1	2320	A/D - MAINFRAME(2)	(66)	(66)	(66)	(67)	(67)
108.1	2325	A/D - MINI COMPUTER (2)	(964)	(996)	(1,028)	(1,060)	(1,092)
108.1	2330	COMP SYSTEM AMORTIZATION (2)	(122)	(122)	(122)	(122)	(122)
108.1	2335	MICRO SYSTEM AMORTIZATION (2)	(56)	(57)	(57)	(58)	(59)
			<u>3,334</u>	<u>3,287</u>	<u>3,240</u>	<u>3,192</u>	<u>3,145</u>

**UIF - Pasco**

<u>NARUC Number</u>	<u>Account Number</u>	<u>Account Description</u>	<u>August</u>	<u>September</u>	<u>October</u>	<u>November</u>	<u>December</u>
303.5/353.7	1045	LAND & LAND RIGHTS GEN PLT	-	-	-	-	-
304.5/354.7	1175	OFFICE STRUCT & IMPRV	40,541	40,541	40,541	40,541	40,541
340.5/394.7	1180	OFFICE FURN & EQPT	8,568	8,568	8,568	8,568	8,568
343.5/393.7	1190	TOOL SHOP & MISC EQPT	12,576	12,576	12,576	12,576	12,576
344.5/394.7	1195	LABORATORY EQPT	165	165	165	165	165
346.5/396.7	1205	COMMUNICATION EQPT	3,804	3,804	3,804	3,804	3,804
340.5/394.7	1580	MAINFRAME (2)	928	928	928	928	928
340.5/394.7	1585	MINI COMPUTER (2)	19,753	19,753	19,753	19,753	19,753
340.5/394.7	1590	COMP SYSTEM COST (2)	1,681	1,681	1,681	1,681	1,681
340.5/394.7	1595	MICRO SYSTEM COST (2)	816	816	816	816	816
108.1	1970	A/D - OFFICE STRUCT & IMPRV (3)	(9,058)	(9,143)	(9,227)	(9,312)	(9,396)
108.1	1975	A/D - OFFICE FURN & EQPT (3)	(4,483)	(4,531)	(4,579)	(4,626)	(4,674)
108.1	1985	A/D - TOOL SHOP & MISC EQPT (3)	(8,528)	(8,593)	(8,659)	(8,724)	(8,789)
108.1	1990	A/D - LABORATORY EQPT (3)	(130)	(131)	(132)	(133)	(134)
108.1	2000	A/D - COMMUNICATION EQPT (3)	(3,804)	(3,804)	(3,804)	(3,804)	(3,804)
108.1	2320	A/D - MAINFRAME(2)	(916)	(918)	(920)	(922)	(923)
108.1	2325	A/D - MINI COMPUTER (2)	(13,333)	(13,778)	(14,222)	(14,667)	(15,111)
108.1	2330	COMP SYSTEM AMORTIZATION (2)	(1,681)	(1,681)	(1,681)	(1,681)	(1,681)
108.1	2335	MICRO SYSTEM AMORTIZATION (2)	(773)	(784)	(795)	(805)	(816)
			46,125	45,469	44,814	44,158	43,503

**UIF - Pinellas**

<u>NARUC Number</u>	<u>Account Number</u>	<u>Account Description</u>	<u>August</u>	<u>September</u>	<u>October</u>	<u>November</u>	<u>December</u>
303.5/353.7	1045	LAND & LAND RIGHTS GEN PLT	-	-	-	-	-
304.5/354.7	1175	OFFICE STRUCT & IMPRV	4,184	4,184	4,184	4,184	4,184
340.5/394.7	1180	OFFICE FURN & EQPT	884	884	884	884	884
343.5/393.7	1190	TOOL SHOP & MISC EQPT	1,298	1,298	1,298	1,298	1,298
344.5/394.7	1195	LABORATORY EQPT	17	17	17	17	17
346.5/396.7	1205	COMMUNICATION EQPT	393	393	393	393	393
340.5/394.7	1580	MAINFRAME (2)	96	96	96	96	96
340.5/394.7	1585	MINI COMPUTER (2)	2,039	2,039	2,039	2,039	2,039
340.5/394.7	1590	COMP SYSTEM COST (2)	174	174	174	174	174
340.5/394.7	1595	MICRO SYSTEM COST (2)	84	84	84	84	84
108.1	1970	A/D - OFFICE STRUCT & IMPRV (3)	(935)	(944)	(952)	(961)	(970)
108.1	1975	A/D - OFFICE FURN & EQPT (3)	(463)	(468)	(473)	(477)	(482)
108.1	1985	A/D - TOOL SHOP & MISC EQPT (3)	(880)	(887)	(894)	(900)	(907)

108.1	1990	A/D - LABORATORY EQPT (3)	(13)	(14)	(14)	(14)	(14)
108.1	2000	A/D - COMMUNICATION EQPT (3)	(393)	(393)	(393)	(393)	(393)
108.1	2320	A/D - MAINFRAME(2)	(95)	(95)	(95)	(95)	(95)
108.1	2325	A/D - MINI COMPUTER (2)	(1,376)	(1,422)	(1,468)	(1,514)	(1,560)
108.1	2330	COMP SYSTEM AMORTIZATION (2)	(174)	(174)	(174)	(174)	(174)
108.1	2335	MICRO SYSTEM AMORTIZATION (2)	(80)	(81)	(82)	(83)	(84)
			<u>4,760</u>	<u>4,693</u>	<u>4,625</u>	<u>4,558</u>	<u>4,490</u>

**UIF - Seminole**

<u>NARUC Number</u>	<u>Account Number</u>	<u>Account Description</u>	<u>August</u>	<u>September</u>	<u>October</u>	<u>November</u>	<u>December</u>
303.5/353.7	1045	LAND & LAND RIGHTS GEN PLT	-	-	-	-	-
304.5/354.7	1175	OFFICE STRUCT & IMPRV	38,974	38,974	38,974	38,974	38,974
340.5/394.7	1180	OFFICE FURN & EQPT	8,237	8,237	8,237	8,237	8,237
343.5/393.7	1190	TOOL SHOP & MISC EQPT	12,089	12,089	12,089	12,089	12,089
344.5/394.7	1195	LABORATORY EQPT	158	158	158	158	158
346.5/396.7	1205	COMMUNICATION EQPT	3,657	3,657	3,657	3,657	3,657
340.5/394.7	1580	MAINFRAME (2)	892	892	892	892	892
340.5/394.7	1585	MINI COMPUTER (2)	18,989	18,989	18,989	18,989	18,989
340.5/394.7	1590	COMP SYSTEM COST (2)	1,616	1,616	1,616	1,616	1,616
340.5/394.7	1595	MICRO SYSTEM COST (2)	785	785	785	785	785
108.1	1970	A/D - OFFICE STRUCT & IMPRV (3)	(8,708)	(8,789)	(8,871)	(8,952)	(9,033)
108.1	1975	A/D - OFFICE FURN & EQPT (3)	(4,310)	(4,356)	(4,402)	(4,447)	(4,493)
108.1	1985	A/D - TOOL SHOP & MISC EQPT (3)	(8,198)	(8,261)	(8,324)	(8,387)	(8,450)
108.1	1990	A/D - LABORATORY EQPT (3)	(125)	(126)	(127)	(128)	(129)
108.1	2000	A/D - COMMUNICATION EQPT (3)	(3,657)	(3,657)	(3,657)	(3,657)	(3,657)
108.1	2320	A/D - MAINFRAME(2)	(881)	(882)	(884)	(886)	(888)
108.1	2325	A/D - MINI COMPUTER (2)	(12,818)	(13,245)	(13,672)	(14,100)	(14,527)
108.1	2330	COMP SYSTEM AMORTIZATION (2)	(1,616)	(1,616)	(1,616)	(1,616)	(1,616)
108.1	2335	MICRO SYSTEM AMORTIZATION (2)	(743)	(754)	(764)	(774)	(785)
			<u>44,342</u>	<u>43,712</u>	<u>43,081</u>	<u>42,451</u>	<u>41,821</u>

**Regional 13-Month Rate Base**

**w/p regional rolling**

**Florida**

<u>NARUC Number</u>	<u>Account Number</u>	<u>Account Description</u>	<u>Simple Average</u>	<u>13-Month Average</u>
303.5/353.7	1045	LAND & LAND RIGHTS GEN PLT	-	-
304.5/354.7	1175	OFFICE STRUCT & IMPRV	905,948	905,948
340.5/394.7	1180	OFFICE FURN & EQPT	191,391	191,459
343.5/393.7	1190	TOOL SHOP & MISC EQPT	218,302	218,527
344.5/394.7	1195	LABORATORY EQPT	2,863	2,863
346.5/396.7	1205	COMMUNICATION EQPT	66,110	66,110
340.5/394.7	1580	MAINFRAME (2)	20,682	20,728
340.5/394.7	1585	MINI COMPUTER (2)	409,914	436,454
340.5/394.7	1590	COMP SYSTEM COST (2)	18,788	34,685
340.5/394.7	1595	MICRO SYSTEM COST (2)	18,237	18,237
108.1	1970	A/D - OFFICE STRUCT & IMPRV (3)	(198,645)	(198,645)
108.1	1975	A/D - OFFICE FURN & EQPT (3)	(98,061)	(98,061)
108.1	1985	A/D - TOOL SHOP & MISC EQPT (3)	(145,941)	(145,941)
108.1	1990	A/D - LABORATORY EQPT (3)	(2,235)	(2,235)
108.1	2000	A/D - COMMUNICATION EQPT (3)	(65,590)	(65,957)
108.1	2320	A/D - MAINFRAME(2)	(20,387)	(20,387)
108.1	2325	A/D - MINI COMPUTER (2)	(278,083)	(278,083)
108.1	2330	COMP SYSTEM AMORTIZATION (2)	(18,788)	(34,685)
108.1	2335	MICRO SYSTEM AMORTIZATION (2)	(16,796)	(16,796)
			<u>1,007,709</u>	<u>1,034,222</u>

**UIF - Marion**

<u>NARUC Number</u>	<u>Account Number</u>	<u>Account Description</u>	<u>13-Month Average</u>
303.5/353.7	1045	LAND & LAND RIGHTS GEN PLT	-
304.5/354.7	1175	OFFICE STRUCT & IMPRV	5,899
340.5/394.7	1180	OFFICE FURN & EQPT	1,247
343.5/393.7	1190	TOOL SHOP & MISC EQPT	1,830
344.5/394.7	1195	LABORATORY EQPT	24
346.5/396.7	1205	COMMUNICATION EQPT	553
340.5/394.7	1580	MAINFRAME (2)	135
340.5/394.7	1585	MINI COMPUTER (2)	2,842

340.5/394.7	1590	COMP SYSTEM COST (2)	226
340.5/394.7	1595	MICRO SYSTEM COST (2)	119
108.1	1970	A/D - OFFICE STRUCT & IMPRV (3)	(1,294)
108.1	1975	A/D - OFFICE FURN & EQPT (3)	(639)
108.1	1985	A/D - TOOL SHOP & MISC EQPT (3)	(1,222)
108.1	1990	A/D - LABORATORY EQPT (3)	(19)
108.1	2000	A/D - COMMUNICATION EQPT (3)	(552)
108.1	2320	A/D - MAINFRAME(2)	(133)
108.1	2325	A/D - MINI COMPUTER (2)	(1,811)
108.1	2330	COMP SYSTEM AMORTIZATION (2)	(226)
108.1	2335	MICRO SYSTEM AMORTIZATION (2)	(109)
			<u>6,871</u>

**UIF - Orange**

<u>NARUC Number</u>	<u>Account Number</u>	<u>Account Description</u>	<u>13-Month Average</u>
303.5/353.7	1045	LAND & LAND RIGHTS GEN PLT	-
304.5/354.7	1175	OFFICE STRUCT & IMPRV	2,931
340.5/394.7	1180	OFFICE FURN & EQPT	619
343.5/393.7	1190	TOOL SHOP & MISC EQPT	909
344.5/394.7	1195	LABORATORY EQPT	12
346.5/396.7	1205	COMMUNICATION EQPT	275
340.5/394.7	1580	MAINFRAME (2)	67
340.5/394.7	1585	MINI COMPUTER (2)	1,412
340.5/394.7	1590	COMP SYSTEM COST (2)	112
340.5/394.7	1595	MICRO SYSTEM COST (2)	59
108.1	1970	A/D - OFFICE STRUCT & IMPRV (3)	(643)
108.1	1975	A/D - OFFICE FURN & EQPT (3)	(317)
108.1	1985	A/D - TOOL SHOP & MISC EQPT (3)	(607)
108.1	1990	A/D - LABORATORY EQPT (3)	(9)
108.1	2000	A/D - COMMUNICATION EQPT (3)	(274)
108.1	2320	A/D - MAINFRAME(2)	(66)
108.1	2325	A/D - MINI COMPUTER (2)	(900)
108.1	2330	COMP SYSTEM AMORTIZATION (2)	(112)
108.1	2335	MICRO SYSTEM AMORTIZATION (2)	(54)
			<u>3,414</u>

**UIF - Pasco**

<u>NARUC Number</u>	<u>Account Number</u>	<u>Account Description</u>	<u>13-Month Average</u>
303.5/353.7	1045	LAND & LAND RIGHTS GEN PLT	-
304.5/354.7	1175	OFFICE STRUCT & IMPRV	40,541
340.5/394.7	1180	OFFICE FURN & EQPT	8,568
343.5/393.7	1190	TOOL SHOP & MISC EQPT	12,573
344.5/394.7	1195	LABORATORY EQPT	165
346.5/396.7	1205	COMMUNICATION EQPT	3,804
340.5/394.7	1580	MAINFRAME (2)	928
340.5/394.7	1585	MINI COMPUTER (2)	19,531
340.5/394.7	1590	COMP SYSTEM COST (2)	1,552
340.5/394.7	1595	MICRO SYSTEM COST (2)	816
108.1	1970	A/D - OFFICE STRUCT & IMPRV (3)	(8,889)
108.1	1975	A/D - OFFICE FURN & EQPT (3)	(4,388)
108.1	1985	A/D - TOOL SHOP & MISC EQPT (3)	(8,397)
108.1	1990	A/D - LABORATORY EQPT (3)	(129)
108.1	2000	A/D - COMMUNICATION EQPT (3)	(3,795)
108.1	2320	A/D - MAINFRAME(2)	(912)
108.1	2325	A/D - MINI COMPUTER (2)	(12,444)
108.1	2330	COMP SYSTEM AMORTIZATION (2)	(1,552)
108.1	2335	MICRO SYSTEM AMORTIZATION (2)	(752)
			<u>47,220</u>

**UIF - Pinellas**

<u>NARUC Number</u>	<u>Account Number</u>	<u>Account Description</u>	<u>13-Month Average</u>
303.5/353.7	1045	LAND & LAND RIGHTS GEN PLT	-
304.5/354.7	1175	OFFICE STRUCT & IMPRV	4,184
340.5/394.7	1180	OFFICE FURN & EQPT	884
343.5/393.7	1190	TOOL SHOP & MISC EQPT	1,298
344.5/394.7	1195	LABORATORY EQPT	17
346.5/396.7	1205	COMMUNICATION EQPT	393
340.5/394.7	1580	MAINFRAME (2)	96
340.5/394.7	1585	MINI COMPUTER (2)	2,016
340.5/394.7	1590	COMP SYSTEM COST (2)	160
340.5/394.7	1595	MICRO SYSTEM COST (2)	84
108.1	1970	A/D - OFFICE STRUCT & IMPRV (3)	(917)
108.1	1975	A/D - OFFICE FURN & EQPT (3)	(453)
108.1	1985	A/D - TOOL SHOP & MISC EQPT (3)	(867)

108.1	1990	A/D - LABORATORY EQPT (3)	(13)
108.1	2000	A/D - COMMUNICATION EQPT (3)	(392)
108.1	2320	A/D - MAINFRAME(2)	(94)
108.1	2325	A/D - MINI COMPUTER (2)	(1,284)
108.1	2330	COMP SYSTEM AMORTIZATION (2)	(160)
108.1	2335	MICRO SYSTEM AMORTIZATION (2)	(78)
			<u>4,873</u>

**UIF - Seminole**

<u>NARUC Number</u>	<u>Account Number</u>	<u>Account Description</u>	<u>13-Month Average</u>
303.5/353.7	1045	LAND & LAND RIGHTS GEN PLT	-
304.5/354.7	1175	OFFICE STRUCT & IMPRV	38,974
340.5/394.7	1180	OFFICE FURN & EQPT	8,237
343.5/393.7	1190	TOOL SHOP & MISC EQPT	9,401
344.5/394.7	1195	LABORATORY EQPT	123
346.5/396.7	1205	COMMUNICATION EQPT	2,844
340.5/394.7	1580	MAINFRAME (2)	892
340.5/394.7	1585	MINI COMPUTER (2)	18,776
340.5/394.7	1590	COMP SYSTEM COST (2)	1,492
340.5/394.7	1595	MICRO SYSTEM COST (2)	785
108.1	1970	A/D - OFFICE STRUCT & IMPRV (3)	(8,546)
108.1	1975	A/D - OFFICE FURN & EQPT (3)	(4,219)
108.1	1985	A/D - TOOL SHOP & MISC EQPT (3)	(6,278)
108.1	1990	A/D - LABORATORY EQPT (3)	(96)
108.1	2000	A/D - COMMUNICATION EQPT (3)	(2,837)
108.1	2320	A/D - MAINFRAME(2)	(877)
108.1	2325	A/D - MINI COMPUTER (2)	(11,963)
108.1	2330	COMP SYSTEM AMORTIZATION (2)	(1,492)
108.1	2335	MICRO SYSTEM AMORTIZATION (2)	(723)
			<u>44,492</u>



**WSC 13-Month Rate Base**

<u>NARUC Number</u>	<u>Account Number</u>	<u>Account Description</u>	<u>December</u>	<u>January</u>	<u>February</u>	<u>March</u>	<u>April</u>
303.5/353.7	1045	LAND & LAND RIGHTS GEN PLT	95,000	95,000	95,000	95,000	95,000
304.5/354.7	1175	OFFICE STRUCT & IMPRV	2,718,051	2,718,051	2,745,733	2,745,733	2,745,733
340.5/394.7	1180	OFFICE FURN & EQPT	1,294,126	1,295,472	1,295,472	1,295,472	1,295,472
343.5/393.7	1190	TOOL SHOP & MISC EQPT	20,986	20,986	20,986	20,986	20,986
346.5/396.7	1205	COMMUNICATION EQPT	360,358	360,358	360,358	360,358	360,358
340.5/394.7	1580	MAINFRAME(2)	187,705	187,705	187,705	187,705	187,705
340.5/394.7	1585	MINI COMPUTER (2)	623,523	623,769	623,640	633,459	638,662
340.5/394.7	1590	COMP SYSTEM COST (2)	20,152	14,016,266	14,049,287	14,201,439	14,215,374
340.5/394.7	1595	MICRO SYSTEM COST (2)	400,339	416,751	416,751	416,751	460,943
108.1	1970	A/D - OFFICE STRUCT & IMPRV (3)	(1,255,197)	(1,260,859)	(1,266,522)	(1,272,184)	(1,277,847)
108.1	1975	A/D - OFFICE FURN & EQPT (3)	(1,104,075)	(1,106,586)	(1,109,097)	(1,111,608)	(1,114,119)
108.1	1985	A/D - TOOL SHOP 7 MISC EQPT (3)	(20,293)	(20,300)	(20,307)	(20,314)	(20,320)
108.1	2000	A/D - COMMUNICATION EQPT (3)	(106,914)	(107,141)	(107,368)	(107,595)	(107,822)
108.1	2001	A/D - COMMUNICATION EQPT (3)	(214,547)	(214,838)	(215,128)	(215,419)	(215,710)
108.1	2320	A/D - MAINFRAME(2)	(164,775)	(167,904)	(171,032)	(174,160)	(177,289)
108.1	2325	A/D - MINI COMPUTER (2)	(379,443)	(390,357)	(401,272)	(412,187)	(423,101)
108.1	2330	COMP SYSTEM AMORTIZATION (2)	(12,075)	(12,285)	(12,495)	(12,704)	(12,914)
108.1	2335	MICRO SYSTEM AMORTIZATION (2)	(120,054)	(130,305)	(140,556)	(150,807)	(161,057)
			<b>2,342,869</b>	<b>16,323,784</b>	<b>16,351,156</b>	<b>16,479,926</b>	<b>16,510,053</b>

**UIF - Marion**

<u>NARUC Number</u>	<u>Account Number</u>	<u>Account Description</u>	<u>December</u>	<u>January</u>	<u>February</u>	<u>March</u>	<u>April</u>
303.5/353.7	1045	LAND & LAND RIGHTS GEN PLT	205	205	205	205	205
304.5/354.7	1175	OFFICE STRUCT & IMPRV	5,857	5,857	5,916	5,916	5,916
340.5/394.7	1180	OFFICE FURN & EQPT	2,789	2,791	2,791	2,791	2,791
343.5/393.7	1190	TOOL SHOP & MISC EQPT	45	45	45	45	45
346.5/396.7	1205	COMMUNICATION EQPT	776	776	776	776	776
340.5/394.7	1580	MAINFRAME(2)	404	404	404	404	404
340.5/394.7	1585	MINI COMPUTER (2)	1,344	1,344	1,344	1,365	1,376
340.5/394.7	1590	COMP SYSTEM COST (2)	43	30,202	30,273	30,601	30,631
340.5/394.7	1595	MICRO SYSTEM COST (2)	863	898	898	898	993
108.1	1970	A/D - OFFICE STRUCT & IMPRV (3)	(2,705)	(2,717)	(2,729)	(2,741)	(2,753)

108.1	1975	A/D - OFFICE FURN & EQPT (3)	(2,379)	(2,384)	(2,390)	(2,395)	(2,401)
108.1	1985	A/D - TOOL SHOP 7 MISC EQPT (3)	(44)	(44)	(44)	(44)	(44)
108.1	2000	A/D - COMMUNICATION EQPT (3)	(230)	(231)	(231)	(232)	(232)
108.1	2001	A/D - COMMUNICATION EQPT (3)	(462)	(463)	(464)	(464)	(465)
108.1	2320	A/D - MAINFRAME(2)	(355)	(362)	(369)	(375)	(382)
108.1	2325	A/D - MINI COMPUTER (2)	(818)	(841)	(865)	(888)	(912)
108.1	2330	COMP SYSTEM AMORTIZATION (2)	(26)	(26)	(27)	(27)	(28)
108.1	2335	MICRO SYSTEM AMORTIZATION (2)	(259)	(281)	(303)	(325)	(347)
			<u>5,048</u>	<u>35,174</u>	<u>35,233</u>	<u>35,510</u>	<u>35,575</u>

#### UIF - Orange

<u>NARUC Number</u>	<u>Account Number</u>	<u>Account Description</u>	<u>December</u>	<u>January</u>	<u>February</u>	<u>March</u>	<u>April</u>
303.5/353.7	1045	LAND & LAND RIGHTS GEN PLT	102	102	102	102	102
304.5/354.7	1175	OFFICE STRUCT & IMPRV	2,910	2,910	2,939	2,939	2,939
340.5/394.7	1180	OFFICE FURN & EQPT	1,385	1,387	1,387	1,387	1,387
343.5/393.7	1190	TOOL SHOP & MISC EQPT	22	22	22	22	22
346.5/396.7	1205	COMMUNICATION EQPT	386	386	386	386	386
340.5/394.7	1580	MAINFRAME(2)	201	201	201	201	201
340.5/394.7	1585	MINI COMPUTER (2)	667	668	668	678	684
340.5/394.7	1590	COMP SYSTEM COST (2)	22	15,004	15,040	15,203	15,218
340.5/394.7	1595	MICRO SYSTEM COST (2)	429	446	446	446	493
108.1	1970	A/D - OFFICE STRUCT & IMPRV (3)	(1,344)	(1,350)	(1,356)	(1,362)	(1,368)
108.1	1975	A/D - OFFICE FURN & EQPT (3)	(1,182)	(1,185)	(1,187)	(1,190)	(1,193)
108.1	1985	A/D - TOOL SHOP 7 MISC EQPT (3)	(22)	(22)	(22)	(22)	(22)
108.1	2000	A/D - COMMUNICATION EQPT (3)	(114)	(115)	(115)	(115)	(115)
108.1	2001	A/D - COMMUNICATION EQPT (3)	(230)	(230)	(230)	(231)	(231)
108.1	2320	A/D - MAINFRAME(2)	(176)	(180)	(183)	(186)	(190)
108.1	2325	A/D - MINI COMPUTER (2)	(406)	(418)	(430)	(441)	(453)
108.1	2330	COMP SYSTEM AMORTIZATION (2)	(13)	(13)	(13)	(14)	(14)
108.1	2335	MICRO SYSTEM AMORTIZATION (2)	(129)	(139)	(150)	(161)	(172)
			<u>2,508</u>	<u>17,475</u>	<u>17,504</u>	<u>17,642</u>	<u>17,674</u>

#### UIF - Pasco

<u>NARUC Number</u>	<u>Account Number</u>	<u>Account Description</u>	<u>December</u>	<u>January</u>	<u>February</u>	<u>March</u>	<u>April</u>
303.5/353.7	1045	LAND & LAND RIGHTS GEN PLT	1,407	1,407	1,407	1,407	1,407
304.5/354.7	1175	OFFICE STRUCT & IMPRV	40,249	40,249	40,659	40,659	40,659

340.5/394.7	1180	OFFICE FURN & EQPT	19,164	19,184	19,184	19,184	19,184
343.5/393.7	1190	TOOL SHOP & MISC EQPT	311	311	311	311	311
346.5/396.7	1205	COMMUNICATION EQPT	5,336	5,336	5,336	5,336	5,336
340.5/394.7	1580	MAINFRAME(2)	2,780	2,780	2,780	2,780	2,780
340.5/394.7	1585	MINI COMPUTER (2)	9,233	9,237	9,235	9,380	9,457
340.5/394.7	1590	COMP SYSTEM COST (2)	298	207,555	208,044	210,297	210,503
340.5/394.7	1595	MICRO SYSTEM COST (2)	5,928	6,171	6,171	6,171	6,826
108.1	1970	A/D - OFFICE STRUCT & IMPRV (3)	(18,587)	(18,671)	(18,755)	(18,839)	(18,923)
108.1	1975	A/D - OFFICE FURN & EQPT (3)	(16,349)	(16,386)	(16,424)	(16,461)	(16,498)
108.1	1985	A/D - TOOL SHOP 7 MISC EQPT (3)	(301)	(301)	(301)	(301)	(301)
108.1	2000	A/D - COMMUNICATION EQPT (3)	(1,583)	(1,587)	(1,590)	(1,593)	(1,597)
108.1	2001	A/D - COMMUNICATION EQPT (3)	(3,177)	(3,181)	(3,186)	(3,190)	(3,194)
108.1	2320	A/D - MAINFRAME(2)	(2,440)	(2,486)	(2,533)	(2,579)	(2,625)
108.1	2325	A/D - MINI COMPUTER (2)	(5,619)	(5,780)	(5,942)	(6,104)	(6,265)
108.1	2330	COMP SYSTEM AMORTIZATION (2)	(179)	(182)	(185)	(188)	(191)
108.1	2335	MICRO SYSTEM AMORTIZATION (2)	(1,778)	(1,930)	(2,081)	(2,233)	(2,385)
			<u>34,694</u>	<u>241,725</u>	<u>242,130</u>	<u>244,037</u>	<u>244,483</u>

**UIF - Pinellas**

<u>NARUC Number</u>	<u>Account Number</u>	<u>Account Description</u>	<u>December</u>	<u>January</u>	<u>February</u>	<u>March</u>	<u>April</u>
303.5/353.7	1045	LAND & LAND RIGHTS GEN PLT	145	145	145	145	145
304.5/354.7	1175	OFFICE STRUCT & IMPRV	4,154	4,154	4,196	4,196	4,196
340.5/394.7	1180	OFFICE FURN & EQPT	1,978	1,980	1,980	1,980	1,980
343.5/393.7	1190	TOOL SHOP & MISC EQPT	32	32	32	32	32
346.5/396.7	1205	COMMUNICATION EQPT	551	551	551	551	551
340.5/394.7	1580	MAINFRAME(2)	287	287	287	287	287
340.5/394.7	1585	MINI COMPUTER (2)	953	953	953	968	976
340.5/394.7	1590	COMP SYSTEM COST (2)	31	21,421	21,472	21,704	21,726
340.5/394.7	1595	MICRO SYSTEM COST (2)	612	637	637	637	704
108.1	1970	A/D - OFFICE STRUCT & IMPRV (3)	(1,918)	(1,927)	(1,936)	(1,944)	(1,953)
108.1	1975	A/D - OFFICE FURN & EQPT (3)	(1,687)	(1,691)	(1,695)	(1,699)	(1,703)
108.1	1985	A/D - TOOL SHOP 7 MISC EQPT (3)	(31)	(31)	(31)	(31)	(31)
108.1	2000	A/D - COMMUNICATION EQPT (3)	(163)	(164)	(164)	(164)	(165)
108.1	2001	A/D - COMMUNICATION EQPT (3)	(328)	(328)	(329)	(329)	(330)
108.1	2320	A/D - MAINFRAME(2)	(252)	(257)	(261)	(266)	(271)
108.1	2325	A/D - MINI COMPUTER (2)	(580)	(597)	(613)	(630)	(647)
108.1	2330	COMP SYSTEM AMORTIZATION (2)	(18)	(19)	(19)	(19)	(20)
108.1	2335	MICRO SYSTEM AMORTIZATION (2)	(183)	(199)	(215)	(230)	(246)

3,581	24,948	24,990	25,187	25,233
-------	--------	--------	--------	--------

**UIF - Seminole**

<u>NARUC Number</u>	<u>Account Number</u>	<u>Account Description</u>	<u>December</u>	<u>January</u>	<u>February</u>	<u>March</u>	<u>April</u>
303.5/353.7	1045	LAND & LAND RIGHTS GEN PLT	1,352	1,352	1,352	1,352	1,352
304.5/354.7	1175	OFFICE STRUCT & IMPRV	38,693	38,693	39,087	39,087	39,087
340.5/394.7	1180	OFFICE FURN & EQPT	18,423	18,442	18,442	18,442	18,442
343.5/393.7	1190	TOOL SHOP & MISC EQPT	299	299	299	299	299
346.5/396.7	1205	COMMUNICATION EQPT	5,130	5,130	5,130	5,130	5,130
340.5/394.7	1580	MAINFRAME(2)	2,672	2,672	2,672	2,672	2,672
340.5/394.7	1585	MINI COMPUTER (2)	8,876	8,880	8,878	9,018	9,092
340.5/394.7	1590	COMP SYSTEM COST (2)	287	199,531	200,001	202,167	202,365
340.5/394.7	1595	MICRO SYSTEM COST (2)	5,699	5,933	5,933	5,933	6,562
108.1	1970	A/D - OFFICE STRUCT & IMPRV (3)	(17,869)	(17,949)	(18,030)	(18,110)	(18,191)
108.1	1975	A/D - OFFICE FURN & EQPT (3)	(15,717)	(15,753)	(15,789)	(15,824)	(15,860)
108.1	1985	A/D - TOOL SHOP 7 MISC EQPT (3)	(289)	(289)	(289)	(289)	(289)
108.1	2000	A/D - COMMUNICATION EQPT (3)	(1,522)	(1,525)	(1,528)	(1,532)	(1,535)
108.1	2001	A/D - COMMUNICATION EQPT (3)	(3,054)	(3,058)	(3,062)	(3,067)	(3,071)
108.1	2320	A/D - MAINFRAME(2)	(2,346)	(2,390)	(2,435)	(2,479)	(2,524)
108.1	2325	A/D - MINI COMPUTER (2)	(5,402)	(5,557)	(5,712)	(5,868)	(6,023)
108.1	2330	COMP SYSTEM AMORTIZATION (2)	(172)	(175)	(178)	(181)	(184)
108.1	2335	MICRO SYSTEM AMORTIZATION (2)	(1,709)	(1,855)	(2,001)	(2,147)	(2,293)
			<u>33,352</u>	<u>232,380</u>	<u>232,770</u>	<u>234,603</u>	<u>235,032</u>

**WSC 13-Month Rate Base**

<u>NARUC Number</u>	<u>Account Number</u>	<u>Account Description</u>	<u>May</u>	<u>June</u>	<u>July</u>	<u>August</u>
303.5/353.7	1045	LAND & LAND RIGHTS GEN PLT	95,000	95,000	95,000	95,000
304.5/354.7	1175	OFFICE STRUCT & IMPRV	2,745,733	2,745,733	2,745,733	2,754,083
340.5/394.7	1180	OFFICE FURN & EQPT	1,295,472	1,295,472	1,298,520	1,298,520
343.5/393.7	1190	TOOL SHOP & MISC EQPT	20,986	20,986	20,986	20,986
346.5/396.7	1205	COMMUNICATION EQPT	360,358	360,358	360,358	360,358
340.5/394.7	1580	MAINFRAME(2)	194,181	194,181	194,181	194,181
340.5/394.7	1585	MINI COMPUTER (2)	644,274	652,122	655,507	661,507
340.5/394.7	1590	COMP SYSTEM COST (2)	14,218,392	21,354,045	21,363,243	21,368,315
340.5/394.7	1595	MICRO SYSTEM COST (2)	460,943	460,943	460,943	460,943
108.1	1970	A/D - OFFICE STRUCT & IMPRV (3)	(1,283,510)	(1,289,172)	(1,294,931)	(1,300,689)
108.1	1975	A/D - OFFICE FURN & EQPT (3)	(1,116,630)	(1,119,142)	(1,121,696)	(1,124,250)
108.1	1985	A/D - TOOL SHOP 7 MISC EQPT (3)	(20,327)	(20,334)	(20,341)	(20,348)
108.1	2000	A/D - COMMUNICATION EQPT (3)	(108,049)	(108,276)	(108,503)	(108,730)
108.1	2001	A/D - COMMUNICATION EQPT (3)	(216,001)	(216,292)	(216,583)	(216,873)
108.1	2320	A/D - MAINFRAME(2)	(180,417)	(183,546)	(183,921)	(184,296)
108.1	2325	A/D - MINI COMPUTER (2)	(434,016)	(444,930)	(456,019)	(467,107)
108.1	2330	COMP SYSTEM AMORTIZATION (2)	(13,124)	(13,334)	(237,629)	(461,925)
108.1	2335	MICRO SYSTEM AMORTIZATION (2)	(171,308)	(181,559)	(192,624)	(203,688)
			<u>16,491,958</u>	<u>23,602,256</u>	<u>23,362,225</u>	<u>23,125,986</u>

**UIF - Marion**

<u>NARUC Number</u>	<u>Account Number</u>	<u>Account Description</u>	<u>May</u>	<u>June</u>	<u>July</u>	<u>August</u>
303.5/353.7	1045	LAND & LAND RIGHTS GEN PLT	205	205	205	205
304.5/354.7	1175	OFFICE STRUCT & IMPRV	5,916	5,916	5,916	5,934
340.5/394.7	1180	OFFICE FURN & EQPT	2,791	2,791	2,798	2,798
343.5/393.7	1190	TOOL SHOP & MISC EQPT	45	45	45	45
346.5/396.7	1205	COMMUNICATION EQPT	776	776	776	776
340.5/394.7	1580	MAINFRAME(2)	418	418	418	418
340.5/394.7	1585	MINI COMPUTER (2)	1,388	1,405	1,412	1,425
340.5/394.7	1590	COMP SYSTEM COST (2)	30,637	46,013	46,032	46,043
340.5/394.7	1595	MICRO SYSTEM COST (2)	993	993	993	993
108.1	1970	A/D - OFFICE STRUCT & IMPRV (3)	(2,766)	(2,778)	(2,790)	(2,803)

108.1	1975	A/D - OFFICE FURN & EQPT (3)	(2,406)	(2,411)	(2,417)	(2,422)
108.1	1985	A/D - TOOL SHOP 7 MISC EQPT (3)	(44)	(44)	(44)	(44)
108.1	2000	A/D - COMMUNICATION EQPT (3)	(233)	(233)	(234)	(234)
108.1	2001	A/D - COMMUNICATION EQPT (3)	(465)	(466)	(467)	(467)
108.1	2320	A/D - MAINFRAME(2)	(389)	(395)	(396)	(397)
108.1	2325	A/D - MINI COMPUTER (2)	(935)	(959)	(983)	(1,006)
108.1	2330	COMP SYSTEM AMORTIZATION (2)	(28)	(29)	(512)	(995)
108.1	2335	MICRO SYSTEM AMORTIZATION (2)	(369)	(391)	(415)	(439)
			<u>35,536</u>	<u>50,857</u>	<u>50,340</u>	<u>49,831</u>

#### UIF - Orange

<u>NARUC Number</u>	<u>Account Number</u>	<u>Account Description</u>	<u>May</u>	<u>June</u>	<u>July</u>	<u>August</u>
303.5/353.7	1045	LAND & LAND RIGHTS GEN PLT	102	102	102	102
304.5/354.7	1175	OFFICE STRUCT & IMPRV	2,939	2,939	2,939	2,948
340.5/394.7	1180	OFFICE FURN & EQPT	1,387	1,387	1,390	1,390
343.5/393.7	1190	TOOL SHOP & MISC EQPT	22	22	22	22
346.5/396.7	1205	COMMUNICATION EQPT	386	386	386	386
340.5/394.7	1580	MAINFRAME(2)	208	208	208	208
340.5/394.7	1585	MINI COMPUTER (2)	690	698	702	708
340.5/394.7	1590	COMP SYSTEM COST (2)	15,221	22,859	22,869	22,875
340.5/394.7	1595	MICRO SYSTEM COST (2)	493	493	493	493
108.1	1970	A/D - OFFICE STRUCT & IMPRV (3)	(1,374)	(1,380)	(1,386)	(1,392)
108.1	1975	A/D - OFFICE FURN & EQPT (3)	(1,195)	(1,198)	(1,201)	(1,204)
108.1	1985	A/D - TOOL SHOP 7 MISC EQPT (3)	(22)	(22)	(22)	(22)
108.1	2000	A/D - COMMUNICATION EQPT (3)	(116)	(116)	(116)	(116)
108.1	2001	A/D - COMMUNICATION EQPT (3)	(231)	(232)	(232)	(232)
108.1	2320	A/D - MAINFRAME(2)	(193)	(196)	(197)	(197)
108.1	2325	A/D - MINI COMPUTER (2)	(465)	(476)	(488)	(500)
108.1	2330	COMP SYSTEM AMORTIZATION (2)	(14)	(14)	(254)	(494)
108.1	2335	MICRO SYSTEM AMORTIZATION (2)	(183)	(194)	(206)	(218)
			<u>17,655</u>	<u>25,266</u>	<u>25,009</u>	<u>24,756</u>

#### UIF - Pasco

<u>NARUC Number</u>	<u>Account Number</u>	<u>Account Description</u>	<u>May</u>	<u>June</u>	<u>July</u>	<u>August</u>
303.5/353.7	1045	LAND & LAND RIGHTS GEN PLT	1,407	1,407	1,407	1,407
304.5/354.7	1175	OFFICE STRUCT & IMPRV	40,659	40,659	40,659	40,783

340.5/394.7	1180	OFFICE FURN & EQPT	19,184	19,184	19,229	19,229
343.5/393.7	1190	TOOL SHOP & MISC EQPT	311	311	311	311
346.5/396.7	1205	COMMUNICATION EQPT	5,336	5,336	5,336	5,336
340.5/394.7	1580	MAINFRAME(2)	2,875	2,875	2,875	2,875
340.5/394.7	1585	MINI COMPUTER (2)	9,540	9,657	9,707	9,796
340.5/394.7	1590	COMP SYSTEM COST (2)	210,548	316,213	316,350	316,425
340.5/394.7	1595	MICRO SYSTEM COST (2)	6,826	6,826	6,826	6,826
108.1	1970	A/D - OFFICE STRUCT & IMPRV (3)	(19,006)	(19,090)	(19,175)	(19,261)
108.1	1975	A/D - OFFICE FURN & EQPT (3)	(16,535)	(16,572)	(16,610)	(16,648)
108.1	1985	A/D - TOOL SHOP 7 MISC EQPT (3)	(301)	(301)	(301)	(301)
108.1	2000	A/D - COMMUNICATION EQPT (3)	(1,600)	(1,603)	(1,607)	(1,610)
108.1	2001	A/D - COMMUNICATION EQPT (3)	(3,199)	(3,203)	(3,207)	(3,211)
108.1	2320	A/D - MAINFRAME(2)	(2,672)	(2,718)	(2,724)	(2,729)
108.1	2325	A/D - MINI COMPUTER (2)	(6,427)	(6,589)	(6,753)	(6,917)
108.1	2330	COMP SYSTEM AMORTIZATION (2)	(194)	(197)	(3,519)	(6,840)
108.1	2335	MICRO SYSTEM AMORTIZATION (2)	(2,537)	(2,689)	(2,852)	(3,016)
			<u>244,215</u>	<u>349,505</u>	<u>345,951</u>	<u>342,453</u>

**UIF - Pinellas**

<u>NARUC Number</u>	<u>Account Number</u>	<u>Account Description</u>	<u>May</u>	<u>June</u>	<u>July</u>	<u>August</u>
303.5/353.7	1045	LAND & LAND RIGHTS GEN PLT	145	145	145	145
304.5/354.7	1175	OFFICE STRUCT & IMPRV	4,196	4,196	4,196	4,209
340.5/394.7	1180	OFFICE FURN & EQPT	1,980	1,980	1,985	1,985
343.5/393.7	1190	TOOL SHOP & MISC EQPT	32	32	32	32
346.5/396.7	1205	COMMUNICATION EQPT	551	551	551	551
340.5/394.7	1580	MAINFRAME(2)	297	297	297	297
340.5/394.7	1585	MINI COMPUTER (2)	985	997	1,002	1,011
340.5/394.7	1590	COMP SYSTEM COST (2)	21,730	32,636	32,650	32,658
340.5/394.7	1595	MICRO SYSTEM COST (2)	704	704	704	704
108.1	1970	A/D - OFFICE STRUCT & IMPRV (3)	(1,962)	(1,970)	(1,979)	(1,988)
108.1	1975	A/D - OFFICE FURN & EQPT (3)	(1,707)	(1,710)	(1,714)	(1,718)
108.1	1985	A/D - TOOL SHOP 7 MISC EQPT (3)	(31)	(31)	(31)	(31)
108.1	2000	A/D - COMMUNICATION EQPT (3)	(165)	(165)	(166)	(166)
108.1	2001	A/D - COMMUNICATION EQPT (3)	(330)	(331)	(331)	(331)
108.1	2320	A/D - MAINFRAME(2)	(276)	(281)	(281)	(282)
108.1	2325	A/D - MINI COMPUTER (2)	(663)	(680)	(697)	(714)
108.1	2330	COMP SYSTEM AMORTIZATION (2)	(20)	(20)	(363)	(706)
108.1	2335	MICRO SYSTEM AMORTIZATION (2)	(262)	(277)	(294)	(311)

25,205	36,072	35,705	35,344
--------	--------	--------	--------

**UIF - Seminole**

<u>NARUC Number</u>	<u>Account Number</u>	<u>Account Description</u>	<u>May</u>	<u>June</u>	<u>July</u>	<u>August</u>
303.5/353.7	1045	LAND & LAND RIGHTS GEN PLT	1,352	1,352	1,352	1,352
304.5/354.7	1175	OFFICE STRUCT & IMPRV	39,087	39,087	39,087	39,206
340.5/394.7	1180	OFFICE FURN & EQPT	18,442	18,442	18,485	18,485
343.5/393.7	1190	TOOL SHOP & MISC EQPT	299	299	299	299
346.5/396.7	1205	COMMUNICATION EQPT	5,130	5,130	5,130	5,130
340.5/394.7	1580	MAINFRAME(2)	2,764	2,764	2,764	2,764
340.5/394.7	1585	MINI COMPUTER (2)	9,172	9,283	9,332	9,417
340.5/394.7	1590	COMP SYSTEM COST (2)	202,408	303,989	304,120	304,192
340.5/394.7	1595	MICRO SYSTEM COST (2)	6,562	6,562	6,562	6,562
108.1	1970	A/D - OFFICE STRUCT & IMPRV (3)	(18,272)	(18,352)	(18,434)	(18,516)
108.1	1975	A/D - OFFICE FURN & EQPT (3)	(15,896)	(15,932)	(15,968)	(16,004)
108.1	1985	A/D - TOOL SHOP 7 MISC EQPT (3)	(289)	(289)	(290)	(290)
108.1	2000	A/D - COMMUNICATION EQPT (3)	(1,538)	(1,541)	(1,545)	(1,548)
108.1	2001	A/D - COMMUNICATION EQPT (3)	(3,075)	(3,079)	(3,083)	(3,087)
108.1	2320	A/D - MAINFRAME(2)	(2,568)	(2,613)	(2,618)	(2,624)
108.1	2325	A/D - MINI COMPUTER (2)	(6,179)	(6,334)	(6,492)	(6,650)
108.1	2330	COMP SYSTEM AMORTIZATION (2)	(187)	(190)	(3,383)	(6,576)
108.1	2335	MICRO SYSTEM AMORTIZATION (2)	(2,439)	(2,585)	(2,742)	(2,900)
			<u>234,774</u>	<u>335,994</u>	<u>332,577</u>	<u>329,214</u>



**WSC 13-Month Rate Base**

<u>NARUC Number</u>	<u>Account Number</u>	<u>Account Description</u>	<u>September</u>	<u>October</u>	<u>November</u>	<u>December</u>
303.5/353.7	1045	LAND & LAND RIGHTS GEN PLT	95,000	95,000	95,000	95,000
304.5/354.7	1175	OFFICE STRUCT & IMPRV	2,754,083	2,754,083	2,758,483	2,762,953
340.5/394.7	1180	OFFICE FURN & EQPT	1,298,520	1,298,819	1,298,824	1,299,324
343.5/393.7	1190	TOOL SHOP & MISC EQPT	20,986	20,986	20,986	20,986
346.5/396.7	1205	COMMUNICATION EQPT	360,358	360,358	360,358	360,358
340.5/394.7	1580	MAINFRAME(2)	194,181	194,181	194,181	194,181
340.5/394.7	1585	MINI COMPUTER (2)	673,667	682,582	684,074	694,225
340.5/394.7	1590	COMP SYSTEM COST (2)	21,385,617	21,426,703	21,644,213	#####
340.5/394.7	1595	MICRO SYSTEM COST (2)	460,943	460,943	460,943	460,943
108.1	1970	A/D - OFFICE STRUCT & IMPRV (3)	(1,306,447)	(1,312,206)	(1,317,964)	(1,323,723)
108.1	1975	A/D - OFFICE FURN & EQPT (3)	(1,126,805)	(1,129,359)	(1,131,914)	(1,134,468)
108.1	1985	A/D - TOOL SHOP 7 MISC EQPT (3)	(20,355)	(20,361)	(20,368)	(20,375)
108.1	2000	A/D - COMMUNICATION EQPT (3)	(108,957)	(109,184)	(109,411)	(109,638)
108.1	2001	A/D - COMMUNICATION EQPT (3)	(217,164)	(217,455)	(217,746)	(218,037)
108.1	2320	A/D - MAINFRAME(2)	(184,671)	(185,046)	(185,421)	(185,796)
108.1	2325	A/D - MINI COMPUTER (2)	(478,196)	(489,284)	(500,373)	(511,461)
108.1	2330	COMP SYSTEM AMORTIZATION (2)	(686,220)	(910,515)	(1,134,810)	(1,359,105)
108.1	2335	MICRO SYSTEM AMORTIZATION (2)	(214,752)	(225,817)	(236,881)	(247,946)
			<b>22,899,788</b>	<b>22,694,428</b>	<b>22,662,173</b>	<b>#####</b>

**UIF - Marion**

<u>NARUC Number</u>	<u>Account Number</u>	<u>Account Description</u>	<u>September</u>	<u>October</u>	<u>November</u>	<u>December</u>
303.5/353.7	1045	LAND & LAND RIGHTS GEN PLT	205	205	205	205
304.5/354.7	1175	OFFICE STRUCT & IMPRV	5,934	5,934	5,944	5,953
340.5/394.7	1180	OFFICE FURN & EQPT	2,798	2,799	2,799	2,800
343.5/393.7	1190	TOOL SHOP & MISC EQPT	45	45	45	45
346.5/396.7	1205	COMMUNICATION EQPT	776	776	776	776
340.5/394.7	1580	MAINFRAME(2)	418	418	418	418
340.5/394.7	1585	MINI COMPUTER (2)	1,452	1,471	1,474	1,496
340.5/394.7	1590	COMP SYSTEM COST (2)	46,081	46,169	46,638	46,397
340.5/394.7	1595	MICRO SYSTEM COST (2)	993	993	993	993
108.1	1970	A/D - OFFICE STRUCT & IMPRV (3)	(2,815)	(2,827)	(2,840)	(2,852)

108.1	1975	A/D - OFFICE FURN & EQPT (3)	(2,428)	(2,433)	(2,439)	(2,444)
108.1	1985	A/D - TOOL SHOP 7 MISC EQPT (3)	(44)	(44)	(44)	(44)
108.1	2000	A/D - COMMUNICATION EQPT (3)	(235)	(235)	(236)	(236)
108.1	2001	A/D - COMMUNICATION EQPT (3)	(468)	(469)	(469)	(470)
108.1	2320	A/D - MAINFRAME(2)	(398)	(399)	(400)	(400)
108.1	2325	A/D - MINI COMPUTER (2)	(1,030)	(1,054)	(1,078)	(1,102)
108.1	2330	COMP SYSTEM AMORTIZATION (2)	(1,479)	(1,962)	(2,445)	(2,929)
108.1	2335	MICRO SYSTEM AMORTIZATION (2)	(463)	(487)	(510)	(534)
			<hr/>	<hr/>	<hr/>	<hr/>
			49,343	48,901	48,831	48,072

#### UIF - Orange

<u>NARUC Number</u>	<u>Account Number</u>	<u>Account Description</u>	<u>September</u>	<u>October</u>	<u>November</u>	<u>December</u>
303.5/353.7	1045	LAND & LAND RIGHTS GEN PLT	102	102	102	102
304.5/354.7	1175	OFFICE STRUCT & IMPRV	2,948	2,948	2,953	2,958
340.5/394.7	1180	OFFICE FURN & EQPT	1,390	1,390	1,390	1,391
343.5/393.7	1190	TOOL SHOP & MISC EQPT	22	22	22	22
346.5/396.7	1205	COMMUNICATION EQPT	386	386	386	386
340.5/394.7	1580	MAINFRAME(2)	208	208	208	208
340.5/394.7	1585	MINI COMPUTER (2)	721	731	732	743
340.5/394.7	1590	COMP SYSTEM COST (2)	22,893	22,937	23,170	23,050
340.5/394.7	1595	MICRO SYSTEM COST (2)	493	493	493	493
108.1	1970	A/D - OFFICE STRUCT & IMPRV (3)	(1,399)	(1,405)	(1,411)	(1,417)
108.1	1975	A/D - OFFICE FURN & EQPT (3)	(1,206)	(1,209)	(1,212)	(1,214)
108.1	1985	A/D - TOOL SHOP 7 MISC EQPT (3)	(22)	(22)	(22)	(22)
108.1	2000	A/D - COMMUNICATION EQPT (3)	(117)	(117)	(117)	(117)
108.1	2001	A/D - COMMUNICATION EQPT (3)	(232)	(233)	(233)	(233)
108.1	2320	A/D - MAINFRAME(2)	(198)	(198)	(198)	(199)
108.1	2325	A/D - MINI COMPUTER (2)	(512)	(524)	(536)	(548)
108.1	2330	COMP SYSTEM AMORTIZATION (2)	(735)	(975)	(1,215)	(1,455)
108.1	2335	MICRO SYSTEM AMORTIZATION (2)	(230)	(242)	(254)	(265)
			<hr/>	<hr/>	<hr/>	<hr/>
			24,514	24,294	24,260	23,883

#### UIF - Pasco

<u>NARUC Number</u>	<u>Account Number</u>	<u>Account Description</u>	<u>September</u>	<u>October</u>	<u>November</u>	<u>December</u>
303.5/353.7	1045	LAND & LAND RIGHTS GEN PLT	1,407	1,407	1,407	1,407
304.5/354.7	1175	OFFICE STRUCT & IMPRV	40,783	40,783	40,848	40,914

340.5/394.7	1180	OFFICE FURN & EQPT	19,229	19,233	19,233	19,241
343.5/393.7	1190	TOOL SHOP & MISC EQPT	311	311	311	311
346.5/396.7	1205	COMMUNICATION EQPT	5,336	5,336	5,336	5,336
340.5/394.7	1580	MAINFRAME(2)	2,875	2,875	2,875	2,875
340.5/394.7	1585	MINI COMPUTER (2)	9,976	10,108	10,130	10,280
340.5/394.7	1590	COMP SYSTEM COST (2)	316,681	317,289	320,510	318,854
340.5/394.7	1595	MICRO SYSTEM COST (2)	6,826	6,826	6,826	6,826
108.1	1970	A/D - OFFICE STRUCT & IMPRV (3)	(19,346)	(19,431)	(19,517)	(19,602)
108.1	1975	A/D - OFFICE FURN & EQPT (3)	(16,686)	(16,724)	(16,762)	(16,799)
108.1	1985	A/D - TOOL SHOP 7 MISC EQPT (3)	(301)	(302)	(302)	(302)
108.1	2000	A/D - COMMUNICATION EQPT (3)	(1,613)	(1,617)	(1,620)	(1,624)
108.1	2001	A/D - COMMUNICATION EQPT (3)	(3,216)	(3,220)	(3,224)	(3,229)
108.1	2320	A/D - MAINFRAME(2)	(2,735)	(2,740)	(2,746)	(2,751)
108.1	2325	A/D - MINI COMPUTER (2)	(7,081)	(7,245)	(7,410)	(7,574)
108.1	2330	COMP SYSTEM AMORTIZATION (2)	(10,162)	(13,483)	(16,804)	(20,126)
108.1	2335	MICRO SYSTEM AMORTIZATION (2)	(3,180)	(3,344)	(3,508)	(3,672)
			<u>339,103</u>	<u>336,062</u>	<u>335,584</u>	<u>330,366</u>

**UIF - Pinellas**

<u>NARUC Number</u>	<u>Account Number</u>	<u>Account Description</u>	<u>September</u>	<u>October</u>	<u>November</u>	<u>December</u>
303.5/353.7	1045	LAND & LAND RIGHTS GEN PLT	145	145	145	145
304.5/354.7	1175	OFFICE STRUCT & IMPRV	4,209	4,209	4,216	4,223
340.5/394.7	1180	OFFICE FURN & EQPT	1,985	1,985	1,985	1,986
343.5/393.7	1190	TOOL SHOP & MISC EQPT	32	32	32	32
346.5/396.7	1205	COMMUNICATION EQPT	551	551	551	551
340.5/394.7	1580	MAINFRAME(2)	297	297	297	297
340.5/394.7	1585	MINI COMPUTER (2)	1,030	1,043	1,045	1,061
340.5/394.7	1590	COMP SYSTEM COST (2)	32,684	32,747	33,079	32,908
340.5/394.7	1595	MICRO SYSTEM COST (2)	704	704	704	704
108.1	1970	A/D - OFFICE STRUCT & IMPRV (3)	(1,997)	(2,005)	(2,014)	(2,023)
108.1	1975	A/D - OFFICE FURN & EQPT (3)	(1,722)	(1,726)	(1,730)	(1,734)
108.1	1985	A/D - TOOL SHOP 7 MISC EQPT (3)	(31)	(31)	(31)	(31)
108.1	2000	A/D - COMMUNICATION EQPT (3)	(167)	(167)	(167)	(168)
108.1	2001	A/D - COMMUNICATION EQPT (3)	(332)	(332)	(333)	(333)
108.1	2320	A/D - MAINFRAME(2)	(282)	(283)	(283)	(284)
108.1	2325	A/D - MINI COMPUTER (2)	(731)	(748)	(765)	(782)
108.1	2330	COMP SYSTEM AMORTIZATION (2)	(1,049)	(1,392)	(1,734)	(2,077)
108.1	2335	MICRO SYSTEM AMORTIZATION (2)	(328)	(345)	(362)	(379)

34,998	34,684	34,635	34,097
--------	--------	--------	--------

**UIF - Seminole**

<u>NARUC Number</u>	<u>Account Number</u>	<u>Account Description</u>	<u>September</u>	<u>October</u>	<u>November</u>	<u>December</u>
303.5/353.7	1045	LAND & LAND RIGHTS GEN PLT	1,352	1,352	1,352	1,352
304.5/354.7	1175	OFFICE STRUCT & IMPRV	39,206	39,206	39,269	39,332
340.5/394.7	1180	OFFICE FURN & EQPT	18,485	18,490	18,490	18,497
343.5/393.7	1190	TOOL SHOP & MISC EQPT	299	299	299	299
346.5/396.7	1205	COMMUNICATION EQPT	5,130	5,130	5,130	5,130
340.5/394.7	1580	MAINFRAME(2)	2,764	2,764	2,764	2,764
340.5/394.7	1585	MINI COMPUTER (2)	9,590	9,717	9,738	9,883
340.5/394.7	1590	COMP SYSTEM COST (2)	304,439	305,023	308,120	306,527
340.5/394.7	1595	MICRO SYSTEM COST (2)	6,562	6,562	6,562	6,562
108.1	1970	A/D - OFFICE STRUCT & IMPRV (3)	(18,598)	(18,680)	(18,762)	(18,844)
108.1	1975	A/D - OFFICE FURN & EQPT (3)	(16,041)	(16,077)	(16,114)	(16,150)
108.1	1985	A/D - TOOL SHOP 7 MISC EQPT (3)	(290)	(290)	(290)	(290)
108.1	2000	A/D - COMMUNICATION EQPT (3)	(1,551)	(1,554)	(1,558)	(1,561)
108.1	2001	A/D - COMMUNICATION EQPT (3)	(3,091)	(3,096)	(3,100)	(3,104)
108.1	2320	A/D - MAINFRAME(2)	(2,629)	(2,634)	(2,640)	(2,645)
108.1	2325	A/D - MINI COMPUTER (2)	(6,807)	(6,965)	(7,123)	(7,281)
108.1	2330	COMP SYSTEM AMORTIZATION (2)	(9,769)	(12,962)	(16,155)	(19,348)
108.1	2335	MICRO SYSTEM AMORTIZATION (2)	(3,057)	(3,215)	(3,372)	(3,530)
			<u>325,994</u>	<u>323,070</u>	<u>322,611</u>	<u>317,594</u>

**WSC 13-Month Rate Base**

**w/p WSC rolling**

<u>NARUC Number</u>	<u>Account Number</u>	<u>Account Description</u>	<u>Simple Average</u>	<u>13-Month Average</u>
303.5/353.7	1045	LAND & LAND RIGHTS GEN PLT	95,000	95,000
304.5/354.7	1175	OFFICE STRUCT & IMPRV	2,740,502	2,745,706
340.5/394.7	1180	OFFICE FURN & EQPT	1,296,725	1,296,884
343.5/393.7	1190	TOOL SHOP & MISC EQPT	20,986	20,986
346.5/396.7	1205	COMMUNICATION EQPT	360,358	360,358
340.5/394.7	1580	MAINFRAME(2)	190,943	191,690
340.5/394.7	1585	MINI COMPUTER (2)	658,874	653,155
340.5/394.7	1590	COMP SYSTEM COST (2)	10,776,246	16,984,261
340.5/394.7	1595	MICRO SYSTEM COST (2)	430,641	446,083
108.1	1970	A/D - OFFICE STRUCT & IMPRV (3)	(1,289,460)	(1,289,327)
108.1	1975	A/D - OFFICE FURN & EQPT (3)	(1,119,272)	(1,119,212)
108.1	1985	A/D - TOOL SHOP 7 MISC EQPT (3)	(20,334)	(20,334)
108.1	2000	A/D - COMMUNICATION EQPT (3)	(108,276)	(108,276)
108.1	2001	A/D - COMMUNICATION EQPT (3)	(324,568)	(324,568)
108.1	2320	A/D - MAINFRAME(2)	(175,286)	(179,098)
108.1	2325	A/D - MINI COMPUTER (2)	(445,452)	(445,211)
108.1	2330	COMP SYSTEM AMORTIZATION (2)	(685,590)	(375,318)
108.1	2335	MICRO SYSTEM AMORTIZATION (2)	(184,000)	(182,873)
			<u>12,218,039</u>	<u>18,749,906</u>

**UIF - Marion**

<u>NARUC Number</u>	<u>Account Number</u>	<u>Account Description</u>	<u>13-Month Average</u>
303.5/353.7	1045	LAND & LAND RIGHTS GEN PLT	205
304.5/354.7	1175	OFFICE STRUCT & IMPRV	5,916
340.5/394.7	1180	OFFICE FURN & EQPT	2,794
343.5/393.7	1190	TOOL SHOP & MISC EQPT	45
346.5/396.7	1205	COMMUNICATION EQPT	776
340.5/394.7	1580	MAINFRAME(2)	413
340.5/394.7	1585	MINI COMPUTER (2)	1,407
340.5/394.7	1590	COMP SYSTEM COST (2)	36,597
340.5/394.7	1595	MICRO SYSTEM COST (2)	961
108.1	1970	A/D - OFFICE STRUCT & IMPRV (3)	(2,778)

108.1	1975	A/D - OFFICE FURN & EQPT (3)	(2,412)
108.1	1985	A/D - TOOL SHOP 7 MISC EQPT (3)	(44)
108.1	2000	A/D - COMMUNICATION EQPT (3)	(233)
108.1	2001	A/D - COMMUNICATION EQPT (3)	(699)
108.1	2320	A/D - MAINFRAME(2)	(386)
108.1	2325	A/D - MINI COMPUTER (2)	(959)
108.1	2330	COMP SYSTEM AMORTIZATION (2)	(809)
108.1	2335	MICRO SYSTEM AMORTIZATION (2)	(394)
			<hr/>
			40,401
			<hr/>

**UIF - Orange**

<u>NARUC Number</u>	<u>Account Number</u>	<u>Account Description</u>	<u>13-Month Average</u>
303.5/353.7	1045	LAND & LAND RIGHTS GEN PLT	102
304.5/354.7	1175	OFFICE STRUCT & IMPRV	2,939
340.5/394.7	1180	OFFICE FURN & EQPT	1,388
343.5/393.7	1190	TOOL SHOP & MISC EQPT	22
346.5/396.7	1205	COMMUNICATION EQPT	386
340.5/394.7	1580	MAINFRAME(2)	205
340.5/394.7	1585	MINI COMPUTER (2)	699
340.5/394.7	1590	COMP SYSTEM COST (2)	18,182
340.5/394.7	1595	MICRO SYSTEM COST (2)	478
108.1	1970	A/D - OFFICE STRUCT & IMPRV (3)	(1,380)
108.1	1975	A/D - OFFICE FURN & EQPT (3)	(1,198)
108.1	1985	A/D - TOOL SHOP 7 MISC EQPT (3)	(22)
108.1	2000	A/D - COMMUNICATION EQPT (3)	(116)
108.1	2001	A/D - COMMUNICATION EQPT (3)	(347)
108.1	2320	A/D - MAINFRAME(2)	(192)
108.1	2325	A/D - MINI COMPUTER (2)	(477)
108.1	2330	COMP SYSTEM AMORTIZATION (2)	(402)
108.1	2335	MICRO SYSTEM AMORTIZATION (2)	(196)
			<hr/>
			20,072
			<hr/>

**UIF - Pasco**

<u>NARUC Number</u>	<u>Account Number</u>	<u>Account Description</u>	<u>13-Month Average</u>
303.5/353.7	1045	LAND & LAND RIGHTS GEN PLT	1,407
304.5/354.7	1175	OFFICE STRUCT & IMPRV	40,659

340.5/394.7	1180	OFFICE FURN & EQPT	19,204
343.5/393.7	1190	TOOL SHOP & MISC EQPT	311
346.5/396.7	1205	COMMUNICATION EQPT	5,336
340.5/394.7	1580	MAINFRAME(2)	2,839
340.5/394.7	1585	MINI COMPUTER (2)	9,672
340.5/394.7	1590	COMP SYSTEM COST (2)	251,505
340.5/394.7	1595	MICRO SYSTEM COST (2)	6,606
108.1	1970	A/D - OFFICE STRUCT & IMPRV (3)	(19,093)
108.1	1975	A/D - OFFICE FURN & EQPT (3)	(16,573)
108.1	1985	A/D - TOOL SHOP 7 MISC EQPT (3)	(301)
108.1	2000	A/D - COMMUNICATION EQPT (3)	(1,603)
108.1	2001	A/D - COMMUNICATION EQPT (3)	(4,806)
108.1	2320	A/D - MAINFRAME(2)	(2,652)
108.1	2325	A/D - MINI COMPUTER (2)	(6,593)
108.1	2330	COMP SYSTEM AMORTIZATION (2)	(5,558)
108.1	2335	MICRO SYSTEM AMORTIZATION (2)	(2,708)
			<u>277,651</u>

**UIF - Pinellas**

<u>NARUC Number</u>	<u>Account Number</u>	<u>Account Description</u>	<u>13-Month Average</u>
303.5/353.7	1045	LAND & LAND RIGHTS GEN PLT	145
304.5/354.7	1175	OFFICE STRUCT & IMPRV	4,196
340.5/394.7	1180	OFFICE FURN & EQPT	1,982
343.5/393.7	1190	TOOL SHOP & MISC EQPT	32
346.5/396.7	1205	COMMUNICATION EQPT	551
340.5/394.7	1580	MAINFRAME(2)	293
340.5/394.7	1585	MINI COMPUTER (2)	998
340.5/394.7	1590	COMP SYSTEM COST (2)	25,957
340.5/394.7	1595	MICRO SYSTEM COST (2)	682
108.1	1970	A/D - OFFICE STRUCT & IMPRV (3)	(1,971)
108.1	1975	A/D - OFFICE FURN & EQPT (3)	(1,711)
108.1	1985	A/D - TOOL SHOP 7 MISC EQPT (3)	(31)
108.1	2000	A/D - COMMUNICATION EQPT (3)	(165)
108.1	2001	A/D - COMMUNICATION EQPT (3)	(496)
108.1	2320	A/D - MAINFRAME(2)	(274)
108.1	2325	A/D - MINI COMPUTER (2)	(680)
108.1	2330	COMP SYSTEM AMORTIZATION (2)	(574)
108.1	2335	MICRO SYSTEM AMORTIZATION (2)	(279)

---

---

28,656

---

---

**UIF - Seminole**

<u>NARUC Number</u>	<u>Account Number</u>	<u>Account Description</u>	<u>13-Month Average</u>
303.5/353.7	1045	LAND & LAND RIGHTS GEN PLT	1,352
304.5/354.7	1175	OFFICE STRUCT & IMPRV	39,087
340.5/394.7	1180	OFFICE FURN & EQPT	18,462
343.5/393.7	1190	TOOL SHOP & MISC EQPT	299
346.5/396.7	1205	COMMUNICATION EQPT	5,130
340.5/394.7	1580	MAINFRAME(2)	2,729
340.5/394.7	1585	MINI COMPUTER (2)	9,298
340.5/394.7	1590	COMP SYSTEM COST (2)	241,782
340.5/394.7	1595	MICRO SYSTEM COST (2)	6,350
108.1	1970	A/D - OFFICE STRUCT & IMPRV (3)	(18,354)
108.1	1975	A/D - OFFICE FURN & EQPT (3)	(15,933)
108.1	1985	A/D - TOOL SHOP 7 MISC EQPT (3)	(289)
108.1	2000	A/D - COMMUNICATION EQPT (3)	(1,541)
108.1	2001	A/D - COMMUNICATION EQPT (3)	(4,620)
108.1	2320	A/D - MAINFRAME(2)	(2,550)
108.1	2325	A/D - MINI COMPUTER (2)	(6,338)
108.1	2330	COMP SYSTEM AMORTIZATION (2)	(5,343)
108.1	2335	MICRO SYSTEM AMORTIZATION (2)	(2,603)
			<hr/> <hr/> <p>266,917</p> <hr/> <hr/>



WSC Computer Rate Base Rollforward

Computer Adjustment from Affiliate Audit in Docket No. 060253-WS Rolled Forward through 12/31/08

	Asset Balance per Commission at 12/31/05	Asset at 12/31/06	Asset at 01/31/07	Asset at 02/28/07	Asset at 03/31/07	Asset at 04/30/07	Asset at 05/31/07	Asset at 06/30/07	Asset at 07/31/07	Asset at 08/31/07	Asset at 09/30/07	Asset at 10/31/07	Asset at 11/30/07	Asset at 12/31/07
Mainframe (2002 and prior)	-	-	-	-	-	-	-	-	-	-	-	-	-	-
Mainframe (2003)	171,680	171,680	171,680	171,680	171,680	171,680	171,680	171,680	171,680	171,680	171,680	171,680	171,680	171,680
Mainframe (2004)	13,640	13,640	13,640	13,640	13,640	13,640	13,640	13,640	13,640	13,640	13,640	13,640	13,640	13,640
Mainframe (2005)	-	-	-	-	-	-	-	-	-	-	-	-	-	-
Mainframe (2006)	-	268,194	268,194	268,194	268,194	268,194	268,194	268,194	268,194	268,194	268,194	268,194	268,194	268,194
Mainframe (2007) (1)	-	-	-	-	-	-	-	-	-	(265,809)	(265,809)	(265,809)	(265,809)	(265,809)
Mainframe (2008)	-	-	-	-	-	-	-	-	-	-	-	-	-	-
	185,320	453,514	453,514	453,514	453,514	453,514	453,514	453,514	453,514	187,705	187,705	187,705	187,705	187,705

	A/D Balance per Commission at 12/31/05	A/D at 12/31/06	A/D at 01/31/07	A/D at 02/28/07	A/D at 03/31/07	A/D at 04/30/07	A/D at 05/31/07	A/D at 06/30/07	A/D at 07/31/07	A/D at 08/31/07	A/D at 09/30/07	A/D at 10/31/07	A/D at 11/30/07	A/D at 12/31/07
Mainframe (2002 and prior)	-	-	-	-	-	-	-	-	-	-	-	-	-	-
Mainframe (2003)	(85,840)	(120,176)	(123,037)	(125,898)	(128,760)	(131,621)	(134,482)	(137,344)	(140,205)	(143,066)	(145,928)	(148,789)	(151,650)	(154,512)
Mainframe (2004)	(4,092)	(6,820)	(7,047)	(7,275)	(7,502)	(7,729)	(7,957)	(8,184)	(8,411)	(8,639)	(8,866)	(9,093)	(9,321)	(9,548)
Mainframe (2005)	-	-	-	-	-	-	-	-	-	-	-	-	-	-
Mainframe (2006)	-	(26,819)	(31,289)	(35,759)	(40,229)	(44,699)	(49,169)	(53,639)	(58,109)	(62,579)	(67,048)	(71,518)	(75,988)	(80,458)
Mainframe (2007) (1)	-	-	-	-	-	-	-	-	-	62,022	66,452	70,882	75,313	79,743
Mainframe (2008)	-	-	-	-	-	-	-	-	-	-	-	-	-	-
	(89,932)	(153,815)	(161,374)	(168,932)	(176,491)	(184,049)	(191,608)	(199,167)	(206,725)	(152,262)	(155,390)	(158,518)	(161,647)	(164,775)

Mainframe (2002 and prior)														
Mainframe (2003)														
Mainframe (2004)														
Mainframe (2005)														
Mainframe (2006)														
Mainframe (2007) (1)														
Mainframe (2008)														

	Asset Balance per Commission at 12/31/05	Asset at 12/31/06	Asset at 01/31/07	Asset at 02/28/07	Asset at 03/31/07	Asset at 04/30/07	Asset at 05/31/07	Asset at 06/30/07	Asset at 07/31/07	Asset at 08/31/07	Asset at 09/30/07	Asset at 10/31/07	Asset at 11/30/07	Asset at 12/31/07
Mini Computer (2002 and prior)	169,304	169,304	169,304	169,304	169,304	169,304	169,304	169,304	169,304	169,304	169,304	169,304	169,304	169,304
Mini Computer (2003)	32,993	32,993	32,993	32,993	32,993	32,993	32,993	32,993	32,993	32,993	32,993	32,993	32,993	32,993
Mini Computer (2004)	28,300	28,300	28,300	28,300	28,300	28,300	28,300	28,300	28,300	28,300	28,300	28,300	28,300	28,300
Mini Computer (2005)	64,443	64,443	64,443	64,443	64,443	64,443	64,443	64,443	64,443	64,443	64,443	64,443	64,443	64,443
Mini Computer (2006)	-	454,123	454,123	454,123	454,123	454,123	454,123	454,123	454,123	454,123	454,123	454,123	454,123	454,123
Mini Computer (2007) (1)	-	-	124	5,139	8,999	13,771	17,719	24,489	24,780	(294,802)	(296,026)	(293,141)	(220,982)	(125,640)
Mini Computer (2008)	-	-	-	-	-	-	-	-	-	-	-	-	-	-
	295,040	749,162	749,286	754,301	758,162	762,933	766,882	773,651	773,943	454,360	453,136	456,021	528,180	623,523

	A/D Balance per Commission at 12/31/05	A/D at 12/31/06	A/D at 01/31/07	A/D at 02/28/07	A/D at 03/31/07	A/D at 04/30/07	A/D at 05/31/07	A/D at 06/30/07	A/D at 07/31/07	A/D at 08/31/07	A/D at 09/30/07	A/D at 10/31/07	A/D at 11/30/07	A/D at 12/31/07
Mini Computer (2002 and prior)	(169,304)	(169,304)	(169,304)	(169,304)	(169,304)	(169,304)	(169,304)	(169,304)	(169,304)	(169,304)	(169,304)	(169,304)	(169,304)	(169,304)
Mini Computer (2003)	(27,495)	(32,993)	(32,993)	(32,993)	(32,993)	(32,993)	(32,993)	(32,993)	(32,993)	(32,993)	(32,993)	(32,993)	(32,993)	(32,993)
Mini Computer (2004)	(14,150)	(23,583)	(24,369)	(25,156)	(25,942)	(26,728)	(27,514)	(28,300)	(28,300)	(28,300)	(28,300)	(28,300)	(28,300)	(28,300)
Mini Computer (2005)	(10,741)	(32,222)	(34,012)	(35,802)	(37,592)	(39,382)	(41,172)	(42,962)	(44,752)	(46,542)	(48,332)	(50,122)	(51,912)	(53,703)
Mini Computer (2006)	-	(75,687)	(88,302)	(100,916)	(113,531)	(126,145)	(138,760)	(151,374)	(163,989)	(176,603)	(189,218)	(201,832)	(214,447)	(227,061)
Mini Computer (2007) (1)	-	-	-	-	-	-	-	-	3,490	117,958	121,448	124,938	128,428	131,918
Mini Computer (2008)	-	-	-	-	-	-	-	-	-	-	-	-	-	-
	(221,690)	(333,789)	(348,979)	(364,170)	(379,361)	(394,552)	(409,742)	(424,933)	(435,848)	(335,784)	(346,699)	(357,614)	(368,528)	(379,443)

Mini Computer (2002 and prior)  
 Mini Computer (2003)  
 Mini Computer (2004)  
 Mini Computer (2005)  
 Mini Computer (2006)  
 Mini Computer (2007) (1)  
 Mini Computer (2008)

	Asset Balance per Commission at 12/31/05	Asset at 12/31/06	Asset at 01/31/07	Asset at 02/28/07	Asset at 03/31/07	Asset at 04/30/07	Asset at 05/31/07	Asset at 06/30/07	Asset at 07/31/07	Asset at 08/31/07	Asset at 09/30/07	Asset at 10/31/07	Asset at 11/30/07	Asset at 12/31/07
Software 8 yrs (1997 and prior)	-	-	-	-	-	-	-	-	-	-	-	-	-	-
Software 8 yrs (1998)	-	-	-	-	-	-	-	-	-	-	-	-	-	-
Software 8 yrs (1999)	-	-	-	-	-	-	-	-	-	-	-	-	-	-
Software 8 yrs (2000)	-	-	-	-	-	-	-	-	-	-	-	-	-	-
Software 8 yrs (2001)	-	-	-	-	-	-	-	-	-	-	-	-	-	-
Software 8 yrs (2002)	5,912	5,912	5,912	5,912	5,912	5,912	5,912	5,912	5,912	5,912	5,912	5,912	5,912	5,912
Software 8 yrs (2003)	14,240	14,240	14,240	14,240	14,240	14,240	14,240	14,240	14,240	14,240	14,240	14,240	14,240	14,240
Software 8 yrs (2004)	-	-	-	-	-	-	-	-	-	-	-	-	-	-
Software 8 yrs (2005)	-	-	-	-	-	-	-	-	-	-	-	-	-	-
Software 8 yrs (2006)	-	508,722	508,722	508,722	508,722	508,722	508,722	508,722	508,722	508,722	508,722	508,722	508,722	508,722
Software 8 yrs (2007) (1)	-	-	-	27,625	27,625	27,625	27,625	27,625	27,625	(508,722)	(508,722)	(508,722)	(508,722)	(508,722)
Software 8 yrs (2008)	-	-	-	-	-	-	-	-	-	-	-	-	-	-
	<u>20,152</u>	<u>528,874</u>	<u>528,874</u>	<u>556,499</u>	<u>556,499</u>	<u>556,499</u>	<u>556,499</u>	<u>556,499</u>	<u>556,499</u>	<u>20,152</u>	<u>20,152</u>	<u>20,152</u>	<u>20,152</u>	<u>20,152</u>

	A/D Balance per Commission at 12/31/05	A/D at 12/31/06	A/D at 01/31/07	A/D at 02/28/07	A/D at 03/31/07	A/D at 04/30/07	A/D at 05/31/07	A/D at 06/30/07	A/D at 07/31/07	A/D at 08/31/07	A/D at 09/30/07	A/D at 10/31/07	A/D at 11/30/07	A/D at 12/31/07
Software 8 yrs (1997 and prior)	-	-	-	-	-	-	-	-	-	-	-	-	-	-
Software 8 yrs (1998)	-	-	-	-	-	-	-	-	-	-	-	-	-	-
Software 8 yrs (1999)	-	-	-	-	-	-	-	-	-	-	-	-	-	-
Software 8 yrs (2000)	-	-	-	-	-	-	-	-	-	-	-	-	-	-
Software 8 yrs (2001)	-	-	-	-	-	-	-	-	-	-	-	-	-	-
Software 8 yrs (2002)	(2,587)	(3,326)	(3,387)	(3,449)	(3,510)	(3,572)	(3,634)	(3,695)	(3,757)	(3,818)	(3,880)	(3,942)	(4,003)	(4,065)
Software 8 yrs (2003)	(4,450)	(6,230)	(6,378)	(6,527)	(6,675)	(6,823)	(6,972)	(7,120)	(7,268)	(7,417)	(7,565)	(7,713)	(7,862)	(8,010)
Software 8 yrs (2004)	-	-	-	-	-	-	-	-	-	-	-	-	-	-
Software 8 yrs (2005)	-	-	-	-	-	-	-	-	-	-	-	-	-	-
Software 8 yrs (2006)	-	(31,795)	(37,094)	(42,394)	(47,693)	(52,992)	(58,291)	(63,590)	(68,889)	(74,189)	(79,488)	(84,787)	(90,086)	(95,385)
Software 8 yrs (2007) (1)	-	-	-	-	-	-	-	-	5,299	74,189	79,488	84,787	90,086	95,385
Software 8 yrs (2008)	-	-	-	-	-	-	-	-	-	-	-	-	-	-
	<u>(7,037)</u>	<u>(41,351)</u>	<u>(46,860)</u>	<u>(52,369)</u>	<u>(57,878)</u>	<u>(63,387)</u>	<u>(68,896)</u>	<u>(74,405)</u>	<u>(74,615)</u>	<u>(11,235)</u>	<u>(11,445)</u>	<u>(11,655)</u>	<u>(11,865)</u>	<u>(12,075)</u>

Software 8 yrs (1997 and prior)  
 Software 8 yrs (1998)  
 Software 8 yrs (1999)  
 Software 8 yrs (2000)  
 Software 8 yrs (2001)  
 Software 8 yrs (2002)  
 Software 8 yrs (2003)  
 Software 8 yrs (2004)  
 Software 8 yrs (2005)  
 Software 8 yrs (2006)  
 Software 8 yrs (2007) (1)  
 Software 8 yrs (2008)

	Asset Balance per Commission at 12/31/05	Asset at 12/31/06	Asset at 01/31/07	Asset at 02/28/07	Asset at 03/31/07	Asset at 04/30/07	Asset at 05/31/07	Asset at 06/30/07	Asset at 07/31/07	Asset at 08/31/07	Asset at 09/30/07	Asset at 10/31/07	Asset at 11/30/07	Asset at 12/31/07
--	--	-------------------	-------------------	-------------------	-------------------	-------------------	-------------------	-------------------	-------------------	-------------------	-------------------	-------------------	-------------------	-------------------

Software (2002 and prior)	17,117	17,117	17,117	17,117	17,117	17,117	17,117	17,117	17,117	17,117	17,117	17,117	17,117	17,117
Software (2003)	8,312	8,312	8,312	8,312	8,312	8,312	8,312	8,312	8,312	8,312	8,312	8,312	8,312	8,312
Software (2004)	5,877	5,877	5,877	5,877	5,877	5,877	5,877	5,877	5,877	5,877	5,877	5,877	5,877	5,877
Software (2005)	31,318	31,318	31,318	31,318	31,318	31,318	31,318	31,318	31,318	31,318	31,318	31,318	31,318	31,318
Software (2006)	-	19,090	19,090	19,090	19,090	19,090	19,090	19,090	19,090	19,090	19,090	19,090	19,090	19,090
Software (2007)	-	-	-	7,424	185,764	186,770	187,670	188,388	188,388	188,388	190,066	190,066	318,625	318,625
Software (2008)	-	-	-	-	-	-	-	-	-	-	-	-	-	-
	62,625	81,714	81,714	89,138	267,478	268,484	269,384	270,102	270,102	270,102	271,780	271,780	400,339	400,339

	A/D Balance per Commission at 12/31/05	A/D at 12/31/06	A/D at 01/31/07	A/D at 02/28/07	A/D at 03/31/07	A/D at 04/30/07	A/D at 05/31/07	A/D at 06/30/07	A/D at 07/31/07	A/D at 08/31/07	A/D at 09/30/07	A/D at 10/31/07	A/D at 11/30/07	A/D at 12/31/07
Software (2002 and prior)	(17,117)	(17,117)	(17,117)	(17,117)	(17,117)	(17,117)	(17,117)	(17,117)	(17,117)	(17,117)	(17,117)	(17,117)	(17,117)	(17,117)
Software (2003)	(6,927)	(8,312)	(8,312)	(8,312)	(8,312)	(8,312)	(8,312)	(8,312)	(8,312)	(8,312)	(8,312)	(8,312)	(8,312)	(8,312)
Software (2004)	(2,938)	(4,897)	(5,061)	(5,224)	(5,387)	(5,550)	(5,714)	(5,877)	(5,877)	(5,877)	(5,877)	(5,877)	(5,877)	(5,877)
Software (2005)	(5,220)	(15,659)	(16,529)	(17,399)	(18,269)	(19,139)	(20,009)	(20,879)	(21,749)	(22,619)	(23,489)	(24,359)	(25,229)	(26,099)
Software (2006)	-	(3,182)	(3,712)	(4,242)	(4,772)	(5,303)	(5,833)	(6,363)	(6,893)	(7,424)	(7,954)	(8,484)	(9,015)	(9,545)
Software (2007)	-	-	-	-	-	-	-	-	(8,851)	(17,701)	(26,552)	(35,403)	(44,253)	(53,104)
Software (2008)	-	-	-	-	-	-	-	-	-	-	-	-	-	-
	(32,202)	(49,168)	(50,731)	(52,294)	(53,858)	(55,421)	(56,985)	(58,548)	(68,799)	(79,050)	(89,301)	(99,552)	(109,803)	(120,054)

Software (2002 and prior)  
Software (2003)  
Software (2004)  
Software (2005)  
Software (2006)  
Software (2007)  
Software (2008)

(1) Includes reclass entry (credit) that was entered in 2006 and reclassified to Project Phoenix in 2007.

Asset at 01/31/08	Asset at 02/29/08	Asset at 03/31/08	Asset at 04/30/08	Asset at 05/31/08	Asset at 06/30/08	Asset at 07/31/08	Asset at 08/31/08	Asset at 09/30/08	Asset at 10/31/08	Asset at 11/30/08	Asset at 12/31/08
-	-	-	-	-	-	-	-	-	-	-	-
171,680	171,680	171,680	171,680	171,680	171,680	171,680	171,680	171,680	171,680	171,680	171,680
13,640	13,640	13,640	13,640	13,640	13,640	13,640	13,640	13,640	13,640	13,640	13,640
-	-	-	-	-	-	-	-	-	-	-	-
268,194	268,194	268,194	268,194	268,194	268,194	268,194	268,194	268,194	268,194	268,194	268,194
(265,809)	(265,809)	(265,809)	(265,809)	(265,809)	(265,809)	(265,809)	(265,809)	(265,809)	(265,809)	(265,809)	(265,809)
-	-	-	-	6,476	6,476	6,476	6,476	6,476	6,476	6,476	6,476
187,705	187,705	187,705	187,705	194,181	194,181	194,181	194,181	194,181	194,181	194,181	194,181

A/D at 01/31/08	A/D at 02/29/08	A/D at 03/31/08	A/D at 04/30/08	A/D at 05/31/08	A/D at 06/30/08	A/D at 07/31/08	A/D at 08/31/08	A/D at 09/30/08	A/D at 10/31/08	A/D at 11/30/08	A/D at 12/31/08
-	-	-	-	-	-	-	-	-	-	-	-
(157,373)	(160,234)	(163,096)	(165,957)	(168,818)	(171,680)	(171,680)	(171,680)	(171,680)	(171,680)	(171,680)	(171,680)
(9,775)	(10,003)	(10,230)	(10,457)	(10,685)	(10,912)	(11,139)	(11,367)	(11,594)	(11,821)	(12,049)	(12,276)
-	-	-	-	-	-	-	-	-	-	-	-
(84,928)	(89,398)	(93,868)	(98,338)	(102,808)	(107,278)	(111,747)	(116,217)	(120,687)	(125,157)	(129,627)	(134,097)
84,173	88,603	93,033	97,463	101,893	106,324	110,754	115,184	119,614	124,044	128,474	132,904
-	-	-	-	-	-	(108)	(216)	(324)	(432)	(540)	(648)
(167,904)	(171,032)	(174,160)	(177,289)	(180,417)	(183,546)	(183,921)	(184,296)	(184,671)	(185,046)	(185,421)	(185,796)

Dep Exp at 01/31/08	Dep Exp at 02/28/08	Dep Exp at 03/31/08	Dep Exp at 04/30/08	Dep Exp at 05/31/08	Dep Exp at 06/30/08	Dep Exp at 07/31/08	Dep Exp at 08/31/08	Dep Exp at 09/30/08	Dep Exp at 10/31/08	Dep Exp at 11/30/08	Dep Exp at 12/31/08	Total TY Dep Exp
-	-	-	-	-	-	-	-	-	-	-	-	-
2,861	2,861	2,861	2,861	2,861	2,861	-	-	-	-	-	-	17,168
227	227	227	227	227	227	227	227	227	227	227	227	2,728
-	-	-	-	-	-	-	-	-	-	-	-	-
4,470	4,470	4,470	4,470	4,470	4,470	4,470	4,470	4,470	4,470	4,470	4,470	53,639
(4,430)	(4,430)	(4,430)	(4,430)	(4,430)	(4,430)	(4,430)	(4,430)	(4,430)	(4,430)	(4,430)	(4,430)	(53,162)
-	-	-	-	-	-	108	108	108	108	108	108	648
3,128	3,128	3,128	3,128	3,128	3,128	375	375	375	375	375	375	21,021

Asset at 01/31/08	Asset at 02/29/08	Asset at 03/31/08	Asset at 04/30/08	Asset at 05/31/08	Asset at 06/30/08	Asset at 07/31/08	Asset at 08/31/08	Asset at 09/30/08	Asset at 10/31/08	Asset at 11/30/08	Asset at 12/31/08
169,304	169,304	169,304	169,304	169,304	169,304	169,304	169,304	169,304	169,304	169,304	169,304
32,993	32,993	32,993	32,993	32,993	32,993	32,993	32,993	32,993	32,993	32,993	32,993
28,300	28,300	28,300	28,300	28,300	28,300	28,300	28,300	28,300	28,300	28,300	28,300
64,443	64,443	64,443	64,443	64,443	64,443	64,443	64,443	64,443	64,443	64,443	64,443
454,123	454,123	454,123	454,123	454,123	454,123	454,123	454,123	454,123	454,123	454,123	454,123
(125,640)	(125,640)	(125,640)	(125,640)	(125,640)	(125,640)	(125,640)	(125,640)	(125,640)	(125,640)	(125,640)	(125,640)
246	117	9,937	15,139	20,752	28,599	31,984	37,984	50,144	59,059	60,552	70,702
623,769	623,640	633,459	638,662	644,274	652,122	655,507	661,507	673,667	682,582	684,074	694,225

A/D at 01/31/08	A/D at 02/29/08	A/D at 03/31/08	A/D at 04/30/08	A/D at 05/31/08	A/D at 06/30/08	A/D at 07/31/08	A/D at 08/31/08	A/D at 09/30/08	A/D at 10/31/08	A/D at 11/30/08	A/D at 12/31/08
(169,304)	(169,304)	(169,304)	(169,304)	(169,304)	(169,304)	(169,304)	(169,304)	(169,304)	(169,304)	(169,304)	(169,304)
(32,993)	(32,993)	(32,993)	(32,993)	(32,993)	(32,993)	(32,993)	(32,993)	(32,993)	(32,993)	(32,993)	(32,993)
(28,300)	(28,300)	(28,300)	(28,300)	(28,300)	(28,300)	(28,300)	(28,300)	(28,300)	(28,300)	(28,300)	(28,300)
(55,493)	(57,283)	(59,073)	(60,863)	(62,653)	(64,443)	(64,443)	(64,443)	(64,443)	(64,443)	(64,443)	(64,443)
(239,676)	(252,290)	(264,905)	(277,519)	(290,134)	(302,748)	(315,363)	(327,977)	(340,592)	(353,206)	(365,821)	(378,436)
135,408	138,898	142,388	145,878	149,368	152,858	156,348	159,838	163,328	166,818	170,308	173,798
-	-	-	-	-	-	(1,964)	(3,928)	(5,892)	(7,856)	(9,820)	(11,784)
(390,357)	(401,272)	(412,187)	(423,101)	(434,016)	(444,930)	(456,019)	(467,107)	(478,196)	(489,284)	(500,373)	(511,461)

Dep Exp at 01/31/08	Dep Exp at 02/28/08	Dep Exp at 03/31/08	Dep Exp at 04/30/08	Dep Exp at 05/31/08	Dep Exp at 06/30/08	Dep Exp at 07/31/08	Dep Exp at 08/31/08	Dep Exp at 09/30/08	Dep Exp at 10/31/08	Dep Exp at 11/30/08	Dep Exp at 12/31/08	Total TY Dep Exp
-	-	-	-	-	-	-	-	-	-	-	-	-
-	-	-	-	-	-	-	-	-	-	-	-	-
-	-	-	-	-	-	-	-	-	-	-	-	-
1,790	1,790	1,790	1,790	1,790	1,790	1,790	1,790	1,790	1,790	1,790	1,790	10,741
12,615	12,615	12,615	12,615	12,615	12,615	12,615	12,615	12,615	12,615	12,615	12,615	151,374
(3,490)	(3,490)	(3,490)	(3,490)	(3,490)	(3,490)	(3,490)	(3,490)	(3,490)	(3,490)	(3,490)	(3,490)	(41,880)
-	-	-	-	-	-	1,964	1,964	1,964	1,964	1,964	1,964	11,784
10,915	10,915	10,915	10,915	10,915	10,915	10,915	11,088	11,088	11,088	11,088	11,088	132,018

Asset at 01/31/08	Asset at 02/29/08	Asset at 03/31/08	Asset at 04/30/08	Asset at 05/31/08	Asset at 06/30/08	Asset at 07/31/08	Asset at 08/31/08	Asset at 09/30/08	Asset at 10/31/08	Asset at 11/30/08	Asset at 12/31/08
-	-	-	-	-	-	-	-	-	-	-	-
-	-	-	-	-	-	-	-	-	-	-	-
-	-	-	-	-	-	-	-	-	-	-	-
-	-	-	-	-	-	-	-	-	-	-	-
5,912	5,912	5,912	5,912	5,912	5,912	5,912	5,912	5,912	5,912	5,912	5,912
14,240	14,240	14,240	14,240	14,240	14,240	14,240	14,240	14,240	14,240	14,240	14,240
-	-	-	-	-	-	-	-	-	-	-	-
508,722	508,722	508,722	508,722	508,722	508,722	508,722	508,722	508,722	508,722	508,722	508,722
(508,722)	(508,722)	(508,722)	(508,722)	(508,722)	(508,722)	(508,722)	(508,722)	(508,722)	(508,722)	(508,722)	(508,722)
13,996,114	14,029,135	14,181,287	14,195,222	14,198,240	21,333,893	21,343,091	21,348,163	21,365,465	21,406,551	21,624,060	21,512,188
14,016,266	14,049,287	14,201,439	14,215,374	14,218,392	21,354,045	21,363,243	21,368,315	21,385,617	21,426,703	21,644,213	21,532,340

A/D at 01/31/08	A/D at 02/29/08	A/D at 03/31/08	A/D at 04/30/08	A/D at 05/31/08	A/D at 06/30/08	A/D at 07/31/08	A/D at 08/31/08	A/D at 09/30/08	A/D at 10/31/08	A/D at 11/30/08	A/D at 12/31/08
-	-	-	-	-	-	-	-	-	-	-	-
-	-	-	-	-	-	-	-	-	-	-	-
-	-	-	-	-	-	-	-	-	-	-	-
-	-	-	-	-	-	-	-	-	-	-	-
(4,126)	(4,188)	(4,249)	(4,311)	(4,373)	(4,434)	(4,496)	(4,557)	(4,619)	(4,681)	(4,742)	(4,804)
(8,158)	(8,307)	(8,455)	(8,603)	(8,752)	(8,900)	(9,048)	(9,197)	(9,345)	(9,493)	(9,642)	(9,790)
-	-	-	-	-	-	-	-	-	-	-	-
(100,685)	(105,984)	(111,283)	(116,582)	(121,881)	(127,181)	(132,480)	(137,779)	(143,078)	(148,377)	(153,676)	(158,976)
100,685	105,984	111,283	116,582	121,881	127,181	132,480	137,779	143,078	148,377	153,676	158,976
-	-	-	-	-	-	(224,085)	(448,171)	(672,256)	(896,341)	(1,120,426)	(1,344,512)
(12,285)	(12,495)	(12,704)	(12,914)	(13,124)	(13,334)	(237,629)	(461,925)	(686,220)	(910,515)	(1,134,810)	(1,359,105)

Dep Exp at 01/31/08	Dep Exp at 02/28/08	Dep Exp at 03/31/08	Dep Exp at 04/30/08	Dep Exp at 05/31/08	Dep Exp at 06/30/08	Dep Exp at 07/31/08	Dep Exp at 08/31/08	Dep Exp at 09/30/08	Dep Exp at 10/31/08	Dep Exp at 11/30/08	Dep Exp at 12/31/08	Total TY Dep Exp
-	-	-	-	-	-	-	-	-	-	-	-	-
-	-	-	-	-	-	-	-	-	-	-	-	-
-	-	-	-	-	-	-	-	-	-	-	-	-
-	-	-	-	-	-	-	-	-	-	-	-	-
62	62	62	62	62	62	62	62	62	62	62	62	739
148	148	148	148	148	148	148	148	148	148	148	148	1,780
-	-	-	-	-	-	-	-	-	-	-	-	-
-	-	-	-	-	-	-	-	-	-	-	-	-
5,299	5,299	5,299	5,299	5,299	5,299	5,299	5,299	5,299	5,299	5,299	5,299	63,590
(5,299)	(5,299)	(5,299)	(5,299)	(5,299)	(5,299)	(5,299)	(5,299)	(5,299)	(5,299)	(5,299)	(5,299)	(63,590)
-	-	-	-	-	-	224,085	224,085	224,085	224,085	224,085	224,085	1,344,512
210	210	210	210	210	210	224,295	224,295	224,295	224,295	224,295	224,295	1,347,031

Asset at 01/31/08	Asset at 02/29/08	Asset at 03/31/08	Asset at 04/30/08	Asset at 05/31/08	Asset at 06/30/08	Asset at 07/31/08	Asset at 08/31/08	Asset at 09/30/08	Asset at 10/31/08	Asset at 11/30/08	Asset at 12/31/08
-------------------	-------------------	-------------------	-------------------	-------------------	-------------------	-------------------	-------------------	-------------------	-------------------	-------------------	-------------------



**WSC ALLOCATION REVISIONS  
2008 ERC**

<u>State</u>	<u>Company</u>	<u>Business Unit</u>	<u>ERC</u>	<u>% to Total UI</u>	
Illinois	00110	110100	2,677.0	0.94%	0.94%
	00111	111100	216.0	0.08%	
	00111	111101	216.0	0.08%	0.15%
	00112	112100	53.0	0.02%	0.02%
	00113	113100	256.6	0.09%	0.09%
	00114	114100	360.5	0.13%	0.13%
	00116	116100	115.4	0.04%	0.04%
	00117	117100	76.5	0.03%	0.03%
	00118	118100	382.0	0.13%	
	00118	118101	374.0	0.13%	0.27%
	00119	119100	2,227.4	0.79%	
	00119	119101	807.7	0.28%	1.07%
	00120	120100	348.0	0.12%	0.12%
	00121	121100	2,076.0	0.73%	0.73%
	00122	122100	1,420.5	0.50%	0.50%
	00123	123100	171.0	0.06%	
	00123	123101	184.0	0.06%	0.13%
	00124	124100	290.0	0.10%	0.10%
	00125	125100	194.0	0.07%	0.07%
	00126	126100	70.0	0.02%	0.02%
	00127	127100	219.0	0.08%	0.08%
	00128	128100	2,333.5	0.82%	0.82%
	00129	129100	246.0	0.09%	0.09%
	00130	130100	464.2	0.16%	0.16%
	00131	131100	475.4	0.17%	

	00131	131101	465.4	0.16%	0.33%
	00132	132100	124.0	0.04%	0.04%
	00133	133100	319.0	0.11%	
	00133	133101	316.0	0.11%	0.22%
	00134	134100	361.0	0.13%	0.13%
Indiana	00150	150100	3,110.0	1.10%	
	00150	150101	3,078.0	1.09%	2.18%
	00151	151100	190.3	0.07%	
	00151	151101	196.1	0.07%	0.14%
	00152	152100	1,819.5	0.64%	0.64%
North Carolina	00181	181100	267.2	0.09%	
	00181	181101	108.2	0.04%	0.13%
	00182	182101	663.0	0.23%	
	00182	182102	778.2	0.27%	
	00182	182103	2,653.5	0.94%	
	00182	182104	2,128.0	0.75%	
	00182	182105	1,092.1	0.39%	
	00182	182106	2,441.5	0.86%	
	00182	182107	2,214.0	0.78%	
	00182	182109	123.0	0.04%	
	00182	182110	17.0	0.01%	
	00182	182112	249.2	0.09%	
	00182	182113	78.0	0.03%	
	00182	182114	242.3	0.09%	
	00182	182115	1,132.0	0.40%	
	00182	182116	510.8	0.18%	
	00182	182117	492.3	0.17%	
	00182	182119	67.0	0.02%	
	00182	182120	66.0	0.02%	
	00182	182122	448.0	0.16%	
	00182	182123	203.5	0.07%	
	00182	182125	161.9	0.06%	
	00182	182126	159.4	0.06%	
	00182	182128	75.0	0.03%	
	00182	182129	686.0	0.24%	
	00182	182130	67.0	0.02%	
	00182	182132	222.0	0.08%	
	00182	182133	368.0	0.13%	
	00182	182134	275.0	0.10%	
	00182	182136	115.0	0.04%	
	00182	182137	301.0	0.11%	
	00182	182138	300.0	0.11%	
	00182	182140	374.0	0.13%	
	00182	182141	1,454.8	0.51%	



00182	182142	36.0	0.01%
00182	182143	101.0	0.04%
00182	182144	137.0	0.05%
00182	182145	46.0	0.02%
00182	182146	239.0	0.08%
00182	182147	258.0	0.09%
00182	182148	326.5	0.12%
00182	182149	69.0	0.02%
00182	182151	130.5	0.05%
00182	182152	974.1	0.34%
00182	182153	1,220.5	0.43%
00182	182154	177.0	0.06%
00182	182155	176.0	0.06%
00182	182157	163.0	0.06%
00182	182158	34.0	0.01%
00182	182159	78.0	0.03%
00182	182160	51.8	0.02%
00182	182162	28.0	0.01%
00182	182163	67.0	0.02%
00182	182164	59.0	0.02%
00182	182165	59.4	0.02%
00182	182166	46.0	0.02%
00182	182167	26.0	0.01%
00182	182168	138.0	0.05%
00182	182169	531.0	0.19%
00182	182170	106.0	0.04%
00182	182171	224.5	0.08%
00182	182172	452.0	0.16%
00182	182173	439.5	0.16%
00182	182175	197.0	0.07%
00182	182176	124.0	0.04%
00182	182178	696.0	0.25%
00182	182179	269.5	0.10%
00182	182180	93.0	0.03%
00182	182181	60.0	0.02%
00182	182182	131.8	0.05%
00182	182183	118.0	0.04%
00182	182184	223.0	0.08%
00182	182185	117.0	0.04%
00182	182186	181.0	0.06%
00182	182187	181.0	0.06%
00182	182189	1,265.0	0.45%
00182	182190	1,298.0	0.46%
00182	182192	165.4	0.06%
00182	182193	162.4	0.06%
00182	182195	111.0	0.04%
00182	182196	135.6	0.05%
00182	182197	134.6	0.05%
00182	182199	155.0	0.05%
00182	182200	61.0	0.02%
00182	182201	62.0	0.02%
00182	182203	37.0	0.01%

00182	182204	228.0	0.08%	
00182	182205	222.0	0.08%	
00182	182206	44.0	0.02%	
00182	182207	34.0	0.01%	
00182	182208	78.0	0.03%	
00182	182209	733.0	0.26%	
00182	182210	449.5	0.16%	
00182	182211	31.0	0.01%	
00182	182212	65.5	0.02%	
00182	182213	27.0	0.01%	
00182	182214	242.0	0.09%	
00182	182215	76.0	0.03%	
00182	182216	153.0	0.05%	
00182	182217	372.0	0.13%	
00182	182218	564.0	0.20%	
00182	182219	179.0	0.06%	
00182	182227	591.0	0.21%	
00182	182229	1,833.0	0.65%	
00182	182231	838.7	0.30%	
00182	182233	652.6	0.23%	
00182	182235	193.0	0.07%	
00182	182236	189.0	0.07%	
00182	182238	140.0	0.05%	14.27%
00183	183101	2,472.6	0.87%	
00183	183102	922.6	0.33%	
00183	183104	1,275.0	0.45%	
00183	183105	2,738.0	0.97%	
00183	183106	2,669.0	0.94%	
00183	183108	1,146.0	0.40%	
00183	183109	511.0	0.18%	
00183	183112	138.5	0.05%	
00183	183113	102.0	0.04%	
00183	183114	53.0	0.02%	
00183	183115	24.0	0.01%	
00183	183116	43.8	0.02%	
00183	183117	114.0	0.04%	
00183	183118	44.0	0.02%	
00183	183119	87.0	0.03%	
00183	183120	37.6	0.01%	
00183	183121	101.8	0.04%	
00183	183122	34.0	0.01%	
00183	183124	287.5	0.10%	
00183	183125	46.0	0.02%	
00183	183126	30.0	0.01%	4.54%
00187	187100	1,487.5	0.52%	
00187	187101	1,434.5	0.51%	1.03%
00188	188100	2,115.6	0.75%	
00188	188101	1,348.6	0.48%	1.22%

	00189	189100	2,959.0	1.04%	1.04%	
	00190	190100	337.0	0.12%	0.12%	
	00191	191100	961.5	0.34%		
	00191	191101	1,357.5	0.48%	0.82%	
	00192	192100	127.0	0.04%		
	00192	192101	127.0	0.04%	0.09%	
Tennessee	00220	220100	557.0	0.20%	0.20%	
Florida	00241	241100	2,093.2	0.74%	0.74%	Tierra Verde
	00242	242100	130.7	0.05%		
	00242	242101	130.7	0.05%	0.09%	Lake Placid
	00245	245100	7,545.9	2.66%		
	00245	245101	1,065.0	0.38%	3.04%	Alafaya
	00246	246100	1,745.0	0.62%	0.62%	Longwood
	00248	248100	1,247.0	0.44%		
	00248	248101	1,145.5	0.40%	0.84%	Cypress Lakes
	00249	249100	1,602.6	0.57%		
	00249	249101	908.0	0.32%	0.89%	Eagle Ridge
	00250	250100	3,355.0	1.18%	1.18%	Mid-County
	00251	251100	66.0	0.02%		
	00251	251101	43.0	0.02%		
	00251	251102	3,065.1	1.08%		
	00251	251103	2,966.8	1.05%		
	00251	251106	5,684.5	2.01%	4.17%	LUSI
	00252	252106	1,788.3	0.63%		
	00252	252107	162.0	0.06%		
	00252	252125	1,225.0	0.43%		
	00252	252126	1,023.0	0.36%	1.48%	UIF - Pasco
	00252	252110	1,174.0	0.41%		
	00252	252111	1,160.5	0.41%		
	00252	252113	225.5	0.08%		
	00252	252114	61.0	0.02%		
	00252	252115	102.0	0.04%		
	00252	252116	77.0	0.03%		
	00252	252117	171.0	0.06%		
	00252	252118	345.0	0.12%		
	00252	252119	245.0	0.09%		
	00252	252121	224.5	0.08%		
	00252	252122	250.5	0.09%	1.42%	UIF - Seminole

	00252	252123	260.5	0.09%	
	00252	252124	43.0	0.02%	0.11% UIF - Orange
	00252	252128	433.3	0.15%	0.15% UIF - Pinellas
	00252	252129	532.1	0.19%	
	00252	252130	78.8	0.03%	0.22% UIF - Marion
	00253	253101	1,104.7	0.39%	
	00253	253102	1,030.2	0.36%	0.75% Miles Grant
	00254	254100	197.0	0.07%	
	00254	254101	742.5	0.26%	0.33% ACME
	00255	255100	11,797.7	4.16%	
	00255	255101	9,158.0	3.23%	
	00255	255102	4.0	0.00%	7.39% Sanlando
	00256	256100	1,083.9	0.38%	0.38% Sandalhaven
	00257	257100	242.0	0.09%	
	00257	257101	241.0	0.09%	0.17% Bayside
	00259	259100	781.1	0.28%	
	00259	259101	760.7	0.27%	0.54% Labrador
	00260	260100	1,465.0	0.52%	
	00260	260101	1,247.0	0.44%	0.96% Pennbrooke
	00261	261100	195.2	0.07%	
	00261	261101	167.2	0.06%	0.13% Hutchinson Island
	00262	262100	203.8	0.07%	
	00262	262101	171.0	0.06%	0.13% Sandy Creek
Maryland	00286	286100	842.0	0.30%	
	00286	286101	81.0	0.03%	0.33%
	00287	287100	1,480.0	0.52%	0.52%
	00288	288100	1,114.1	0.39%	
	00288	288101	1,075.4	0.38%	0.77%
New Jersey	00300	300100	794.0	0.28%	
	00300	300101	276.0	0.10%	0.38%
Pennsylvania	00315	315100	768.5	0.27%	0.27%
	00316	316100	2,173.0	0.77%	0.77%
	00317	317100	1,724.0	0.61%	

	00317	317101	1,720.0	0.61%	1.21%
Virginia	00332	332100	169.0	0.06%	0.06%
	00333	333100	2,666.7	0.94%	
	00333	333101	2,679.7	0.95%	1.89%
Kentucky	00345	345101	761.8	0.27%	
	00345	345102	6,573.0	2.32%	2.59%
Louisiana	00356	356102	511.0	0.18%	
	00356	356103	493.0	0.17%	
	00356	356105	2,101.7	0.74%	
	00356	356106	2,069.9	0.73%	
	00356	356108	672.7	0.24%	
	00356	356109	661.8	0.23%	
	00356	356111	672.5	0.24%	
	00356	356112	668.5	0.24%	
	00356	356114	386.5	0.14%	
	00356	356115	363.0	0.13%	
	00356	356117	556.4	0.20%	
	00356	356118	534.6	0.19%	
	00356	356120	49.5	0.02%	
	00356	356121	47.8	0.02%	
	00356	356122	41.8	0.01%	
	00356	356124	161.0	0.06%	
	00356	356125	158.0	0.06%	
	00356	356127	105.0	0.04%	3.62% LWS
	00357	357101	4,575.8	1.61%	
	00357	357102	4,265.4	1.50%	
	00357	357104	940.8	0.33%	
	00357	357105	811.8	0.29%	3.74% UIL
Georgia	00385	385100	4,860.7	1.71%	
	00385	385101	4,726.2	1.67%	
	00385	385103	652.0	0.23%	3.61%
	00386	386101	52.0	0.02%	
	00386	386102	24.0	0.01%	
	00386	386103	109.0	0.04%	
	00386	386105	191.0	0.07%	
	00386	386106	20.0	0.01%	
	00386	386107	107.0	0.04%	
	00386	386108	14.0	0.00%	
	00386	386109	140.0	0.05%	
	00386	386110	47.0	0.02%	
	00386	386111	153.0	0.05%	
	00386	386112	61.0	0.02%	
	00386	386113	164.0	0.06%	
	00386	386114	21.0	0.01%	
	00386	386115	57.0	0.02%	

00386	386116	254.0	0.09%	
00386	386117	31.0	0.01%	
00386	386118	164.0	0.06%	
00386	386119	165.0	0.06%	
00386	386121	40.0	0.01%	
00386	386122	37.0	0.01%	
00386	386123	128.0	0.05%	
00386	386124	18.0	0.01%	
00386	386125	36.0	0.01%	
00386	386126	6.0	0.00%	
00386	386127	11.0	0.00%	
00386	386128	29.0	0.01%	
00386	386129	16.0	0.01%	0.74%

South Carolina	00400	400103	100.8	0.04%	
	00400	400104	64.0	0.02%	
	00400	400105	97.0	0.03%	
	00400	400106	154.0	0.05%	
	00400	400108	21.0	0.01%	
	00400	400109	298.6	0.11%	
	00400	400110	205.0	0.07%	
	00400	400111	86.0	0.03%	
	00400	400113	127.0	0.04%	
	00400	400114	17.0	0.01%	
	00400	400115	116.0	0.04%	
	00400	400116	114.0	0.04%	
	00400	400118	42.4	0.01%	
	00400	400119	164.0	0.06%	
	00400	400120	190.8	0.07%	
	00400	400121	47.0	0.02%	
	00400	400122	95.5	0.03%	
	00400	400123	253.0	0.09%	
	00400	400124	67.0	0.02%	
	00400	400125	22.0	0.01%	
	00400	400126	115.0	0.04%	
	00400	400127	3,474.1	1.23%	
	00400	400128	3,129.1	1.10%	
	00400	400130	2,234.8	0.79%	
	00400	400131	2,215.2	0.78%	
	00400	400133	141.0	0.05%	
	00400	400134	140.0	0.05%	
	00400	400136	198.0	0.07%	
	00400	400137	187.0	0.07%	
	00400	400138	163.0	0.06%	
	00400	400139	78.8	0.03%	
	00400	400140	328.5	0.12%	
	00400	400141	1,080.8	0.38%	
	00400	400143	3,172.6	1.12%	
	00400	400144	219.0	0.08%	
	00400	400145	230.0	0.08%	
	00400	400147	114.0	0.04%	6.88%

00401	401104	200.5	0.07%
00401	401105	322.0	0.11%
00401	401106	1.0	0.00%
00401	401107	191.6	0.07%
00401	401108	351.0	0.12%
00401	401109	192.0	0.07%
00401	401110	67.0	0.02%
00401	401111	72.0	0.03%
00401	401112	116.5	0.04%
00401	401113	22.0	0.01%
00401	401114	23.0	0.01%
00401	401115	138.0	0.05%
00401	401116	195.6	0.07%
00401	401117	46.0	0.02%
00401	401118	80.0	0.03%
00401	401119	9.0	0.00%
00401	401120	37.0	0.01%
00401	401121	57.0	0.02%
00401	401122	149.0	0.05%
00401	401123	31.0	0.01%
00401	401124	21.0	0.01%
00401	401125	34.0	0.01%
00401	401126	24.0	0.01%
00401	401127	387.0	0.14%
00401	401128	48.0	0.02%
00401	401129	147.0	0.05%
00401	401130	43.0	0.02%
00401	401131	71.0	0.03%
00401	401132	79.0	0.03%
00401	401133	151.0	0.05%
00401	401134	57.0	0.02%
00401	401135	21.0	0.01%
00401	401136	117.6	0.04%
00401	401137	274.0	0.10%
00401	401138	187.0	0.07%
00401	401139	71.0	0.03%
00401	401140	38.0	0.01%
00401	401142	218.0	0.08%
00401	401143	218.0	0.08%
00401	401145	16.0	0.01%
00401	401146	27.0	0.01%
00401	401147	30.2	0.01%
00401	401148	32.2	0.01%
00401	401149	40.0	0.01%
00401	401150	81.0	0.03%
00401	401151	55.0	0.02%
00401	401153	136.0	0.05%
00401	401154	46.0	0.02%
00401	401156	43.0	0.02%
00401	401157	26.5	0.01%
00401	401158	20.2	0.01%
00401	401159	35.0	0.01%

00401	401160	67.0	0.02%	
00401	401161	70.6	0.02%	
00401	401162	51.8	0.02%	
00401	401163	35.6	0.01%	
00401	401164	28.8	0.01%	
00401	401165	75.6	0.03%	
00401	401166	28.0	0.01%	
00401	401167	20.0	0.01%	
00401	401168	27.0	0.01%	
00401	401169	50.0	0.02%	
00401	401170	16.8	0.01%	
00401	401171	40.6	0.01%	
00401	401172	36.2	0.01%	
00401	401173	44.8	0.02%	
00401	401174	47.0	0.02%	
00401	401175	14.0	0.00%	
00401	401176	77.0	0.03%	
00401	401177	94.0	0.03%	
00401	401178	71.0	0.03%	
00401	401179	64.0	0.02%	
00401	401180	73.0	0.03%	
00401	401181	19.0	0.01%	
00401	401182	52.0	0.02%	
00401	401183	33.0	0.01%	
00401	401184	106.0	0.04%	
00401	401185	68.0	0.02%	
00401	401186	98.0	0.03%	
00401	401187	60.0	0.02%	
00401	401188	28.0	0.01%	
00401	401189	68.0	0.02%	
00401	401190	70.0	0.02%	
00401	401191	22.0	0.01%	
00401	401192	94.0	0.03%	2.41%
00402	402100	55.0	0.02%	
00402	402101	120.0	0.04%	0.06%
00403	403101	24.0	0.01%	
00403	403102	20.0	0.01%	
00403	403103	51.0	0.02%	
00403	403104	54.0	0.02%	
00403	403107	137.0	0.05%	
00403	403108	92.0	0.03%	
00403	403109	86.0	0.03%	
00403	403110	73.0	0.03%	
00403	403111	174.2	0.06%	
00403	403112	149.8	0.05%	
00403	403113	204.2	0.07%	
00403	403114	54.0	0.02%	
00403	403115	84.6	0.03%	
00403	403116	80.8	0.03%	
00403	403118	1.0	0.00%	0.45%



	00406	406100	1,719.0	0.61%	
	00406	406101	1,696.0	0.60%	1.20%
Arizona	00425	425100	8,690.1	3.07%	3.07%
Nevada	00450	450100	3,326.5	1.17%	1.17%
	00451	451100	4,291.2	1.51%	
	00451	451101	146.7	0.05%	1.57%
	00452	452100	580.5	0.20%	0.20%
	00453	453100	6,245.2	2.20%	
	00453	453101	3,557.9	1.25%	
	00453	453103	755.5	0.27%	
	00453	453104	585.0	0.21%	3.93%
Bio-Tech	00900	900100	296.8	0.10%	0.10%
			<u>283,513.2</u>	<u>100.00%</u>	<u>100.00%</u>

**FLORIDA AND SOUTH ALLOCATION REVISIONS  
2008 ERC**

<u>State</u>	<u>Company</u>	<u>Business Unit</u>	<u>ERC</u>	<u>% to Total Florida/South</u>	
Florida	00241	241100	2,093.2	2.23%	2.23% Tierra Verde
	00242	242100	130.7	0.14%	
	00242	242101	130.7	0.14%	0.28% Lake Placid
	00245	245100	7,545.9	8.04%	
	00245	245101	1,065.0	1.14%	9.18% Alafaya
	00246	246100	1,745.0	1.86%	1.86% Longwood
	00248	248100	1,247.0	1.33%	
	00248	248101	1,145.5	1.22%	2.55% Cypress Lakes
	00249	249100	1,602.6	1.71%	
	00249	249101	908.0	0.97%	2.68% Eagle Ridge
	00250	250100	3,355.0	3.58%	3.58% Mid-County
	00251	251100	66.0	0.07%	
	00251	251101	43.0	0.05%	
	00251	251102	3,065.1	3.27%	
	00251	251103	2,966.8	3.16%	
	00251	251106	5,684.5	6.06%	12.60% LUSI
	00252	252106	1,788.3	1.91%	
	00252	252107	162.0	0.17%	
	00252	252125	1,225.0	1.31%	
	00252	252126	1,023.0	1.09%	4.48% UIF - Pasco
	00252	252110	1,174.0	1.25%	
	00252	252111	1,160.5	1.24%	
	00252	252113	225.5	0.24%	
	00252	252114	61.0	0.07%	
	00252	252115	102.0	0.11%	
	00252	252116	77.0	0.08%	
	00252	252117	171.0	0.18%	
	00252	252118	345.0	0.37%	
	00252	252119	245.0	0.26%	
	00252	252121	224.5	0.24%	
	00252	252122	250.5	0.27%	4.30% UIF - Seminole
	00252	252123	260.5	0.28%	
	00252	252124	43.0	0.05%	0.32% UIF - Orange
	00252	252128	433.3	0.46%	0.46% UIF - Pinellas

	00252	252129	532.1	0.57%	
	00252	252130	78.8	0.08%	0.65% UIF - Marion
	00253	253101	1,104.7	1.18%	
	00253	253102	1,030.2	1.10%	2.28% Miles Grant
	00254	254100	197.0	0.21%	
	00254	254101	742.5	0.79%	1.00% ACME
	00255	255100	11,797.7	12.58%	
	00255	255101	9,158.0	9.76%	
	00255	255102	4.0	0.00%	22.34% Sanlando
	00256	256100	1,083.9	1.16%	1.16% Sandalhaven
	00257	257100	242.0	0.26%	
	00257	257101	241.0	0.26%	0.51% Bayside
	00259	259100	781.1	0.83%	
	00259	259101	760.7	0.81%	1.64% Labrador
	00260	260100	1,465.0	1.56%	
	00260	260101	1,247.0	1.33%	2.89% Pennbrooke
	00261	261100	195.2	0.21%	
	00261	261101	167.2	0.18%	0.39% Hutchinson Island
	00262	262100	203.8	0.22%	
	00262	262101	171.0	0.18%	0.40% Sandy Creek
Louisiana	00356	356102	511.0	0.54%	
	00356	356103	493.0	0.53%	
	00356	356105	2,101.7	2.24%	
	00356	356106	2,069.9	2.21%	
	00356	356108	672.7	0.72%	
	00356	356109	661.8	0.71%	
	00356	356111	672.5	0.72%	
	00356	356112	668.5	0.71%	
	00356	356114	386.5	0.41%	
	00356	356115	363.0	0.39%	
	00356	356117	556.4	0.59%	
	00356	356118	534.6	0.57%	
	00356	356120	49.5	0.05%	
	00356	356121	47.8	0.05%	
	00356	356122	41.8	0.04%	
	00356	356124	161.0	0.17%	
	00356	356125	158.0	0.17%	
	00356	356127	105.0	0.11%	10.93% LWS
	00357	357101	4,575.8	4.88%	
	00357	357102	4,265.4	4.55%	

00357	357104	940.8	1.00%	
00357	357105	811.8	0.87%	11.29% UIL

	<u>93,816.5</u>	<u>100.00%</u>	<u>100.00%</u>	
--	-----------------	----------------	----------------	--

**FLORIDA ALLOCATION REVISIONS  
2008 ERC**

<u>State</u>	<u>Company</u>	<u>Business Unit</u>	<u>ERC</u>	<u>% to Total Florida</u>	
Florida	00241	241100	2,093.2	2.87%	2.87% Tierra Verde
	00242	242100	130.7	0.18%	
	00242	242101	130.7	0.18%	0.36% Lake Placid
	00245	245100	7,545.9	10.34%	
	00245	245101	1,065.0	1.46%	11.80% Alafaya
	00246	246100	1,745.0	2.39%	2.39% Longwood
	00248	248100	1,247.0	1.71%	
	00248	248101	1,145.5	1.57%	3.28% Cypress Lakes
	00249	249100	1,602.6	2.20%	
	00249	249101	908.0	1.24%	3.44% Eagle Ridge
	00250	250100	3,355.0	4.60%	4.60% Mid-County
	00251	251100	66.0	0.09%	
	00251	251101	43.0	0.06%	
	00251	251102	3,065.1	4.20%	
	00251	251103	2,966.8	4.07%	
	00251	251106	5,684.5	7.79%	16.21% LUSI
	00252	252106	1,788.3	2.45%	
	00252	252107	162.0	0.22%	
	00252	252125	1,225.0	1.68%	
	00252	252126	1,023.0	1.40%	5.75% UIF - Pasco
	00252	252110	1,174.0	1.61%	
	00252	252111	1,160.5	1.59%	
	00252	252113	225.5	0.31%	
	00252	252114	61.0	0.08%	
	00252	252115	102.0	0.14%	
	00252	252116	77.0	0.11%	
	00252	252117	171.0	0.23%	
	00252	252118	345.0	0.47%	
	00252	252119	245.0	0.34%	
	00252	252121	224.5	0.31%	
	00252	252122	250.5	0.34%	5.53% UIF - Seminole
	00252	252123	260.5	0.36%	
	00252	252124	43.0	0.06%	0.42% UIF - Orange
	00252	252128	433.3	0.59%	0.59% UIF - Pinellas

00252	252129	532.1	0.73%	
00252	252130	78.8	0.11%	0.84% UIF - Marion
00253	253101	1,104.7	1.51%	
00253	253102	1,030.2	1.41%	2.93% Miles Grant
00254	254100	197.0	0.27%	
00254	254101	742.5	1.02%	1.29% ACME
00255	255100	11,797.7	16.17%	
00255	255101	9,158.0	12.55%	
00255	255102	4.0	0.01%	28.72% Sanlando
00256	256100	1,083.9	1.49%	1.49% Sandalhaven
00257	257100	242.0	0.33%	
00257	257101	241.0	0.33%	0.66% Bayside
00259	259100	781.1	1.07%	
00259	259101	760.7	1.04%	2.11% Labrador
00260	260100	1,465.0	2.01%	
00260	260101	1,247.0	1.71%	3.72% Pennbrooke
00261	261100	195.2	0.27%	
00261	261101	167.2	0.23%	0.50% Hutchinson Island
00262	262100	203.8	0.28%	
00262	262101	171.0	0.23%	0.51% Sandy Creek
		<u>72,968.0</u>	<u>100.00%</u>	<u>100.00%</u>

**UIF ALLOCATION REVISIONS  
2008 ERC**

<u>State</u>	<u>Company</u>	<u>Business Unit</u>	<u>ERC</u>	<u>% to Total UIF</u>	
Florida	00252	252106	1,788.3	18.66%	
	00252	252107	162.0	1.69%	
	00252	252125	1,225.0	12.78%	
	00252	252126	1,023.0	10.68%	43.81% UIF - Pasco
	00252	252110	1,174.0	12.25%	
	00252	252111	1,160.5	12.11%	
	00252	252113	225.5	2.35%	
	00252	252114	61.0	0.64%	
	00252	252115	102.0	1.06%	
	00252	252116	77.0	0.80%	
	00252	252117	171.0	1.78%	
	00252	252118	345.0	3.60%	
	00252	252119	245.0	2.56%	
	00252	252121	224.5	2.34%	
	00252	252122	250.5	2.61%	42.12% UIF - Seminole
	00252	252123	260.5	2.72%	
	00252	252124	43.0	0.45%	3.17% UIF - Orange
	00252	252128	433.3	4.52%	4.52% UIF - Pinellas
	00252	252129	532.1	5.55%	
	00252	252130	78.8	0.82%	6.38% UIF - Marion
			<u>9,582.0</u>	<u>100.00%</u>	<u>100.00%</u>

<u>State</u>	<u>Company</u>	<u>Business Unit</u>	<u>ERC</u>	<u>% to Total UIF W</u>	
Florida	00252	252129	532.1	7.70%	7.70% UIF - Marion W
	00252	252123	260.5	3.77%	UIF - Orange W
	00252	252124	43.0	0.62%	4.39% UIF - Orange W
	00252	252106	1,788.3	25.87%	UIF - Pasco W
	00252	252125	1,225.0	17.72%	43.59% UIF - Pasco W
	00252	252128	433.3	6.27%	6.27% UIF - Pinellas W
	00252	252110	1,174.0	16.98%	UIF - Seminole W
	00252	252113	225.5	3.26%	UIF - Seminole W
	00252	252114	61.0	0.88%	UIF - Seminole W
	00252	252115	102.0	1.48%	UIF - Seminole W
	00252	252116	77.0	1.11%	UIF - Seminole W
	00252	252117	171.0	2.47%	UIF - Seminole W
	00252	252118	345.0	4.99%	UIF - Seminole W
	00252	252121	224.5	3.25%	UIF - Seminole W
	00252	252122	250.5	3.62%	38.05% UIF - Seminole W
			<u>6,912.7</u>	<u>100.00%</u>	<u>100.00%</u>
	00252	252130	78.8	2.95%	2.95% UIF - Marion WW
	00252	252107	162.0	6.07%	UIF - Pasco WW
	00252	252126	1,023.0	38.32%	44.39% UIF - Pasco WW
	00252	252111	1,160.5	43.48%	UIF - Seminole WW
	00252	252119	245.0	9.18%	52.65% UIF - Seminole WW
			<u>2,669.3</u>	<u>100.00%</u>	<u>100.00%</u>

**FLORIDA AND SOUTH ALLOCATION REVISIONS  
2008 ERC**

<u>State</u>	<u>Company</u>	<u>Business Unit</u>	<u>ERC</u>	<u>% to Total Florida/South</u>	
Louisiana	00356	356102	511.0	2.45%	
	00356	356103	493.0	2.36%	
	00356	356105	2,101.7	10.08%	
	00356	356106	2,069.9	9.93%	
	00356	356108	672.7	3.23%	
	00356	356109	661.8	3.17%	
	00356	356111	672.5	3.23%	
	00356	356112	668.5	3.21%	
	00356	356114	386.5	1.85%	
	00356	356115	363.0	1.74%	
	00356	356117	556.4	2.67%	
	00356	356118	534.6	2.56%	
	00356	356120	49.5	0.24%	
	00356	356121	47.8	0.23%	
	00356	356122	41.8	0.20%	
	00356	356124	161.0	0.77%	
	00356	356125	158.0	0.76%	
	00356	356127	105.0	0.50%	49.19% LWS
	00357	357101	4,575.8	21.95%	
	00357	357102	4,265.4	20.46%	
	00357	357104	940.8	4.51%	
	00357	357105	811.8	3.89%	50.81% UIL
			<u>20,848.5</u>	<u>100.00%</u>	<u>100.00%</u>



D:\Supporting Docs - Response to Staff's First Data Request\Item 04

File Edit View Favorites Tools Help

Back Search Folders

Address D:\Supporting Docs - Response to Staff's First Data Request\Item 04


Folders	Name	Size	Type	Date Mod...
Desktop	REDACTED Employee Salary Information - Item 4.pdf	41 KB	Adobe Acr...	6/11/201...
My Documents	UIF salary adjustment - 2009 - Item 4.xlsx	297 KB	Microsoft ...	6/11/201...
My Computer				
3 1/2 Floppy (A:)				
BIP3499 (C:)				
090462-WS (D:)				
Supporting Docs - Response to Sta				
Item 01				
Item 02				
Item 03				
Item 04				
Item 05				
Item 06				
Item 07				
Item 08				
Item 09				
Item 10				
Item 11				
Item 16				
BIP3499E (E:)				
Mboatwri on 'fp2\home\$' (G:)				
Wp on 'Fp1\Data\Psc\Clk' (I:)				
filings on 'fp3' (L:)				
Hg on 'Fp1\Data\Psc\Clk' (N:)				
Db on 'Fp1\Data\Psc\Clk' (Q:)				
123 on 'Fp1\Data\Psc\Clk' (R:)				
Data on 'Fp1' (S:)				
transfer on 'fp1\data\Public' (T:)				
Fp26dos on 'fp1\Data\Apps' (X:)				

2 objects (Disk free space: 0 bytes) 336 KB My Computer


Start Kim - Micro... Windows M... D:\Suppo... Case Mana... Adobe Acro... 12:30 PM

2008 TY FL RATE CASES  
SALARY ADJUSTMENT

Totals      Name                      Position                      Current Salary      2009 Overtime      Total      Salary 2.25% Increase (September 09)      Total 2009      Salary 3.5% Increase (April 10)      Total Pro Forma Salary      Pro Forma FICA      Pro Forma FUTA      Pro Forma SUTA      Pro Forma Pension      Pro Forma 401K




Totals  
Name                      Position                      Pro Forma Health Insurance and Benefits   Vehicle Number   Depreciation Start   Vehicle Price   Vehicle Accumulated Depreciation   Vehicle Depreciation Expense



2008 TY FL RATE CASES  
SALARY ADJUSTMENT

<u>Totals</u>	<u>Name</u>	<u>Position</u>	<u>Current Salary</u>	<u>2009 Overtime</u>	<u>Total</u>	<u>Salary 2.25% Increase (September 09)</u>	<u>Total 2009</u>	<u>Salary 3.5% Increase (April 10)</u>	<u>Total Pro Forma Salary</u>	<u>Pro Forma FICA</u>	<u>Pro Forma FUTA</u>	<u>Pro Forma SUTA</u>	<u>Pro Forma Pension</u>	<u>Pro Forma 401K</u>


<u>Totals</u>	<u>Name</u>	<u>Position</u>	<u>Pro Forma Health Insurance and Benefits</u>	<u>Vehicle Number</u>	<u>Depreciation Start</u>	<u>Vehicle Price</u>	<u>Vehicle Accumulated Depreciation</u>	<u>Vehicle Depreciation Expense</u>
								

2008 TY FL RATE CASES  
SALARY ADJUSTMENT

<u>Totals</u>													
<u>Name</u>	<u>Position</u>	<u>Current Salary</u>	<u>2009 Overtime</u>	<u>Total</u>	<u>Salary 2.25% Increase (September 09)</u>	<u>Total 2009</u>	<u>Salary 3.5% Increase (April 10)</u>	<u>Total Pro Forma Salary</u>	<u>Pro Forma FICA</u>	<u>Pro Forma FUTA</u>	<u>Pro Forma SUTA</u>	<u>Pro Forma Pension</u>	<u>Pro Forma 401K</u>

<u>Utilities, Inc. of Florida - Marion</u>													
<u>Name</u>	<u>Position</u>	<u>Current Salary</u>	<u>2009 Overtime</u>	<u>Total</u>	<u>Salary 2.25% Increase (September 09)</u>	<u>Total 2009</u>	<u>Salary 3.5% Increase (April 10)</u>	<u>Total Pro Forma Salary</u>	<u>Pro Forma FICA</u>	<u>Pro Forma FUTA</u>	<u>Pro Forma SUTA</u>	<u>Pro Forma Pension</u>	<u>Pro Forma 401K</u>

<u>Totals</u>	<u>Name</u>	<u>Position</u>	<u>Pro Forma Health Insurance and Benefits</u>	<u>Vehicle Number</u>	<u>Depreciation Start</u>	<u>Vehicle Price</u>	<u>Vehicle Accumulated Depreciation</u>	<u>Vehicle Depreciation Expense</u>
								

<u>Utilities, Inc. of Florida - Marion</u>	<u>Name</u>	<u>Position</u>	<u>Pro Forma Health Insurance</u>	<u>Vehicle Number</u>	<u>Depreciation Start</u>	<u>Vehicle Price</u>	<u>Vehicle Accumulated Depreciation</u>	<u>Vehicle Depreciation Expense</u>
								

2008 TY FL RATE CASES  
SALARY ADJUSTMENT


<u>Totals</u>	<u>Name</u>	<u>Position</u>	<u>Current Salary</u>	<u>2009 Overtime</u>	<u>Total</u>	<u>Salary 2.25% Increase (September 09)</u>	<u>Total 2009</u>	<u>Salary 3.5% Increase (April 10)</u>	<u>Total Pro Forma Salary</u>	<u>Pro Forma FICA</u>	<u>Pro Forma FUTA</u>	<u>Pro Forma SUTA</u>	<u>Pro Forma Pension</u>	<u>Pro Forma 401K</u>



<u>Totals</u>	<u>Name</u>	<u>Position</u>	<u>Pro Forma Health Insurance and Benefits</u>	<u>Vehicle Number</u>	<u>Depreciation Start</u>	<u>Vehicle Price</u>	<u>Vehicle Accumulated Depreciation</u>	<u>Vehicle Depreciation Expense</u>

2008 TY FL RATE CASES  
SALARY ADJUSTMENT


Totals      Name      Position      Current Salary      2009 Overtime      Total      Salary 2.25% Increase (September 09)      Total 2009      Salary 3.5% Increase (April 10)      Total Pro Forma Salary      Pro Forma FICA      Pro Forma FUTA      Pro Forma SUTA      Pro Forma Pension      Pro Forma 401K




<u>Totals</u>	<u>Name</u>	<u>Position</u>	<u>Pro Forma Health Insurance and Benefits</u>	<u>Vehicle Number</u>	<u>Depreciation Start</u>	<u>Vehicle Price</u>	<u>Vehicle Accumulated Depreciation</u>	<u>Vehicle Depreciation Expense</u>
								

2008 TY FL RATE CASES  
SALARY ADJUSTMENT

<u>Totals</u>													
<u>Name</u>	<u>Position</u>	<u>Current Salary</u>	<u>2009 Overtime</u>	<u>Total</u>	<u>Salary 2.25% Increase (September 09)</u>	<u>Total 2009</u>	<u>Salary 3.5% Increase (April 10)</u>	<u>Total Pro Forma Salary</u>	<u>Pro Forma FICA</u>	<u>Pro Forma FUTA</u>	<u>Pro Forma SUTA</u>	<u>Pro Forma Pension</u>	<u>Pro Forma 401K</u>
<u>Utilities, Inc. of Florida - Orange</u>													
<u>Name</u>	<u>Position</u>	<u>Current Salary</u>	<u>2009 Overtime</u>	<u>Total</u>	<u>Salary 2.25% Increase (September 09)</u>	<u>Total 2009</u>	<u>Salary 3.5% Increase (April 10)</u>	<u>Total Pro Forma Salary</u>	<u>Pro Forma FICA</u>	<u>Pro Forma FUTA</u>	<u>Pro Forma SUTA</u>	<u>Pro Forma Pension</u>	<u>Pro Forma 401K</u>




<u>Totals</u>							
<u>Name</u>	<u>Position</u>	<u>Pro Forma Health Insurance and Benefits</u>	<u>Vehicle Number</u>	<u>Depreciation Start</u>	<u>Vehicle Price</u>	<u>Vehicle Accumulated Depreciation</u>	<u>Vehicle Depreciation Expense</u>
<u>Utilities, Inc. of Florida - Orange</u>							
<u>Name</u>	<u>Position</u>	<u>Pro Forma Health Insurance</u>	<u>Vehicle Number</u>	<u>Depreciation Start</u>	<u>Vehicle Price</u>	<u>Vehicle Accumulated Depreciation</u>	<u>Vehicle Depreciation Expense</u>




2008 TY FL RATE CASES  
SALARY ADJUSTMENT

Totals      Name      Position      Current Salary      2009 Overtime      Total      Salary 2.25% Increase (September 09)      Total 2009      Salary 3.5% Increase (April 10)      Total Pro Forma Salary      Pro Forma FICA      Pro Forma FUTA      Pro Forma SUTA      Pro Forma Pension      Pro Forma 401K



Totals      Name      Position      Pro Forma Health Insurance and Benefits      Vehicle Number      Depreciation Start      Vehicle Price      Vehicle Accumulated Depreciation      Vehicle Depreciation Expense



2008 TY FL RATE CASES  
SALARY ADJUSTMENT


<u>Totals</u>													
<u>Name</u>	<u>Position</u>	<u>Current Salary</u>	<u>2009 Overtime</u>	<u>Total</u>	<u>Salary 2.25% Increase (September 09)</u>	<u>Total 2009</u>	<u>Salary 3.5% Increase (April 10)</u>	<u>Total Pro Forma Salary</u>	<u>Pro Forma FICA</u>	<u>Pro Forma FUTA</u>	<u>Pro Forma SUTA</u>	<u>Pro Forma Pension</u>	<u>Pro Forma 401K</u>

Utilities, Inc. of Florida - Pasco County

<u>Name</u>	<u>Position</u>	<u>Current Salary</u>	<u>2009 Overtime</u>	<u>Total</u>	<u>Salary 2.25% Increase (September 09)</u>	<u>Total 2009</u>	<u>Salary 3.5% Increase (April 10)</u>	<u>Total Pro Forma Salary</u>	<u>Pro Forma FICA</u>	<u>Pro Forma FUTA</u>	<u>Pro Forma SUTA</u>	<u>Pro Forma Pension</u>	<u>Pro Forma 401K</u>




<u>Totals</u>	<u>Name</u>	<u>Position</u>	<u>Pro Forma Health Insurance and Benefits</u>	<u>Vehicle Number</u>	<u>Depreciation Start</u>	<u>Vehicle Price</u>	<u>Vehicle Accumulated Depreciation</u>	<u>Vehicle Depreciation Expense</u>
								

<u>Utilities, Inc. of Florida - Pasco County</u>	<u>Name</u>	<u>Position</u>	<u>Pro Forma Health Insurance</u>	<u>Vehicle Number</u>	<u>Depreciation Start</u>	<u>Vehicle Price</u>	<u>Vehicle Accumulated Depreciation</u>	<u>Vehicle Depreciation Expense</u>
								


2008 TY FL RATE CASES  
SALARY ADJUSTMENT

<u>Totals</u>	<u>Name</u>	<u>Position</u>	<u>Current Salary</u>	<u>2009 Overtime</u>	<u>Total</u>	<u>Salary 2.25% Increase (September 09)</u>	<u>Total 2009</u>	<u>Salary 3.5% Increase (April 10)</u>	<u>Total Pro Forma Salary</u>	<u>Pro Forma FICA</u>	<u>Pro Forma FUTA</u>	<u>Pro Forma SUTA</u>	<u>Pro Forma Pension</u>	<u>Pro Forma 401K</u>

<u>Totals</u>	<u>Name</u>	<u>Position</u>	<u>Pro Forma Health Insurance and Benefits</u>	<u>Vehicle Number</u>	<u>Depreciation Start</u>	<u>Vehicle Price</u>	<u>Vehicle Accumulated Depreciation</u>	<u>Vehicle Depreciation Expense</u>
								


2008 TY FL RATE CASES  
SALARY ADJUSTMENT

<u>Totals</u>	<u>Name</u>	<u>Position</u>	<u>Current Salary</u>	<u>2009 Overtime</u>	<u>Total</u>	<u>Salary 2.25% Increase (September 09)</u>	<u>Total 2009</u>	<u>Salary 3.5% Increase (April 10)</u>	<u>Total Pro Forma Salary</u>	<u>Pro Forma FICA</u>	<u>Pro Forma FUTA</u>	<u>Pro Forma SUTA</u>	<u>Pro Forma Pension</u>	<u>Pro Forma 401K</u>

<u>Totals</u>	<u>Name</u>	<u>Position</u>	<u>Pro Forma Health Insurance and Benefits</u>	<u>Vehicle Number</u>	<u>Depreciation Start</u>	<u>Vehicle Price</u>	<u>Vehicle Accumulated Depreciation</u>	<u>Vehicle Depreciation Expense</u>
								

2008 TY FL RATE CASES  
SALARY ADJUSTMENT

<u>Totals</u>													
Name	Position	Current Salary	2009 Overtime	Total	Salary 2.25% Increase (September 09)	Total 2009	Salary 3.5% Increase (April 10)	Total Pro Forma Salary	Pro Forma FICA	Pro Forma FUTA	Pro Forma SUTA	Pro Forma Pension	Pro Forma 401K
<b>Utilities, Inc. of Florida - Pinellas County</b>													
Name	Position	Current Salary	2009 Overtime	Total	Salary 2.25% Increase (September 09)	Total 2009	Salary 3.5% Increase (April 10)	Total Pro Forma Salary	Pro Forma FICA	Pro Forma FUTA	Pro Forma SUTA	Pro Forma Pension	Pro Forma 401K



Totals


<u>Name</u>	<u>Position</u>	<u>Pro Forma Health Insurance and Benefits</u>	<u>Vehicle Number</u>	<u>Depreciation Start</u>	<u>Vehicle Price</u>	<u>Vehicle Accumulated Depreciation</u>	<u>Vehicle Depreciation Expense</u>
[REDACTED]							

Utilities, Inc. of Florida - Pinellas County

<u>Name</u>	<u>Position</u>	<u>Pro Forma Health Insurance</u>	<u>Vehicle Number</u>	<u>Depreciation Start</u>	<u>Vehicle Price</u>	<u>Vehicle Accumulated Depreciation</u>	<u>Vehicle Depreciation Expense</u>
[REDACTED]							


2008 TY FL RATE CASES  
SALARY ADJUSTMENT

Totals      Name      Position      Current Salary      2009 Overtime      Total      Salary 2.25% Increase (September 09)      Total 2009      Salary 3.5% Increase (April 10)      Total Pro Forma Salary      Pro Forma FICA      Pro Forma FUTA      Pro Forma SUTA      Pro Forma Pension      Pro Forma 401K





Totals  
Name                      Position                      Pro Forma Health Insurance and Benefits   Vehicle Number   Depreciation Start   Vehicle Price   Vehicle Accumulated Depreciation   Vehicle Depreciation Expense



2008 TY FL RATE CASES  
SALARY ADJUSTMENT

<u>Totals</u>													
Name	Position	Current Salary	2009 Overtime	Total	Salary 2.25% Increase (September 09)	Total 2009	Salary 3.5% Increase (April 10)	Total Pro Forma Salary	Pro Forma FICA	Pro Forma FUTA	Pro Forma SUTA	Pro Forma Pension	Pro Forma 401K

<u>Utilities, Inc. of Florida - Seminole County</u>													
Name	Position	Current Salary	2009 Overtime	Total	Salary 2.25% Increase (September 09)	Total 2009	Salary 3.5% Increase (April 10)	Total Pro Forma Salary	Pro Forma FICA	Pro Forma FUTA	Pro Forma SUTA	Pro Forma Pension	Pro Forma 401K


<u>Totals</u>	<u>Name</u>	<u>Position</u>	<u>Pro Forma Health Insurance and Benefits</u>	<u>Vehicle Number</u>	<u>Depreciation Start</u>	<u>Vehicle Price</u>	<u>Vehicle Accumulated Depreciation</u>	<u>Vehicle Depreciation Expense</u>

<u>Utilities, Inc. of Florida - Seminole County</u>	<u>Name</u>	<u>Position</u>	<u>Pro Forma Health Insurance</u>	<u>Vehicle Number</u>	<u>Depreciation Start</u>	<u>Vehicle Price</u>	<u>Vehicle Accumulated Depreciation</u>	<u>Vehicle Depreciation Expense</u>

2008 TY FL RATE CASES  
SALARY ADJUSTMENT


<u>Totals</u>	<u>Name</u>	<u>Position</u>	<u>Current Salary</u>	<u>2009 Overtime</u>	<u>Total</u>	<u>Salary 2.25% Increase (September 09)</u>	<u>Total 2009</u>	<u>Salary 3.5% Increase (April 10)</u>	<u>Total Pro Forma Salary</u>	<u>Pro Forma FICA</u>	<u>Pro Forma FUTA</u>	<u>Pro Forma SUTA</u>	<u>Pro Forma Pension</u>	<u>Pro Forma 401K</u>

Totals      Name      Position      Pro Forma Health Insurance and Benefits      Vehicle Number      Depreciation Start      Vehicle Price      Vehicle Accumulated Depreciation      Vehicle Depreciation Expense



2008 TY FL RATE CASES  
SALARY ADJUSTMENT

Totals      Name      Position      Current Salary      2009 Overtime      Total      Salary 2.25% Increase (September 09)      Total 2009      Salary 3.5% Increase (April 10)      Total Pro Forma Salary      Pro Forma FICA      Pro Forma FUTA      Pro Forma SUTA      Pro Forma Pension      Pro Forma 401K



<u>Totals</u>	<u>Name</u>	<u>Position</u>	<u>Pro Forma Health Insurance and Benefits</u>	<u>Vehicle Number</u>	<u>Depreciation Start</u>	<u>Vehicle Price</u>	<u>Vehicle Accumulated Depreciation</u>	<u>Vehicle Depreciation Expense</u>

2008 TY FL RATE CASES  
SALARY ADJUSTMENT

<u>Totals</u>	<u>Name</u>	<u>Position</u>	<u>Current Salary</u>	<u>2009 Overtime</u>	<u>Total</u>	<u>Salary 2.25% Increase (September 09)</u>	<u>Total 2009</u>	<u>Salary 3.5% Increase (April 10)</u>	<u>Total Pro Forma Salary</u>	<u>Pro Forma FICA</u>	<u>Pro Forma FUTA</u>	<u>Pro Forma SUTA</u>	<u>Pro Forma Pension</u>	<u>Pro Forma 401K</u>
[REDACTED]														



<u>Totals</u>	<u>Name</u>	<u>Position</u>	<u>Pro Forma Health Insurance and Benefits</u>	<u>Vehicle Number</u>	<u>Depreciation Start</u>	<u>Vehicle Price</u>	<u>Vehicle Accumulated Depreciation</u>	<u>Vehicle Depreciation Expense</u>
[REDACTED]								

**2008 TY FLORIDA RATE CASES  
SALARY ADJUSTMENT SUMMARY**

	Utilities, Inc. of Florida - Marion County	Utilities, Inc. of Florida - Orange County	Utilities, Inc. of Florida - Pasco County	Utilities, Inc. of Florida - Pinellas County	Utilities, Inc. of Florida - Seminole County
<b>Operations (601/701):</b>					
From w/p a	\$25,347	\$8,049	\$246,018	\$25,391	\$113,023
Per books	16,322	15,145	186,264	24,931	146,791
Adjustment	\$9,025	(\$7,096)	\$59,754	\$460	(\$33,768)
W	\$7,861	(\$7,096)	\$42,888	\$460	(\$22,009)
WW	\$1,164		\$16,866		(\$11,760)
<b>Office (601/701):</b>					
From w/p a	\$12,070	\$5,569	\$77,030	\$7,950	\$74,052
Per books	10,735	6,427	50,169	16,448	80,151
Adjustment	\$1,335	(\$859)	\$26,861	(\$8,498)	(\$6,099)
W	\$1,335	(\$859)	\$19,279	(\$8,498)	(\$3,975)
WW	\$172		\$7,582		(\$2,124)
<b>Officers (603/703):</b>					
From w/p a	\$3,015	\$1,498	\$20,717	\$2,138	\$19,917
Per books	6,084	3,146	42,319	7,565	41,458
Adjustment	(\$3,070)	(\$1,648)	(\$21,601)	(\$5,427)	(\$21,542)
W	(\$2,674)	(\$1,648)	(\$15,504)	(\$5,427)	(\$14,040)
WW	(\$396)		(\$6,097)		(\$7,502)
<b>Captive Adjustment (601/701):</b>					
From w/p c	(\$13,415)	(\$1,137)	(\$42,139)	(\$5,200)	(\$32,478)
Per books	(9,511)	(2,143)	(33,212)	(5,332)	(44,218)
Adjustment	(\$3,904)	\$1,006	(\$8,928)	\$132	\$11,740
W	(\$3,400)	\$1,006	(\$6,408)	\$132	\$7,652
WW	(\$504)		(\$2,520)		\$4,088
<b>Payroll Taxes (408.12):</b>					
From w/p a	\$3,194	\$1,142	\$27,157	\$2,803	\$16,190
Per books	3,645	1,879	25,355	4,558	24,831
Adjustment	(\$451)	(\$738)	\$1,822	(\$1,755)	(\$8,632)
W	(\$393)	(\$738)	\$1,308	(\$1,755)	(\$5,626)
WW	(\$58)		\$514		(\$3,006)
<b>Benefits (604/704):</b>					
From w/p a	\$8,829	\$3,235	\$76,484	\$7,894	\$44,428
Per books	11,071	5,708	76,936	13,616	75,339
Adjustment	(\$2,241)	(\$2,473)	(\$452)	(\$5,723)	(\$30,910)
W	(\$1,952)	(\$2,473)	(\$324)	(\$5,723)	(\$20,146)
WW	(\$289)		(\$127)		(\$10,764)
<b>Vehicles (341.5/391.7)</b>					
From w/p b and b-1	\$11,732	\$8,028	\$126,377	\$13,043	\$80,673
Per books					
Adjustment	\$11,732	\$8,028	\$126,377	\$13,043	\$80,673
W	\$10,219	\$8,028	\$90,706	\$13,043	\$52,579
WW	\$1,513		\$35,671		\$28,094
<b>Vehicle A/D (108.1)</b>					
From w/p b and b-1	(\$4,729)	(\$2,993)	(\$52,711)	(\$6,208)	(\$34,538)
Per books					
Adjustment	(\$4,729)	(\$2,993)	(\$52,711)	(\$6,208)	(\$34,538)
W	(\$4,119)	(\$2,993)	(\$37,835)	(\$6,208)	(\$22,510)
WW	(\$610)		(\$14,878)		(\$12,027)
<b>Vehicle Depreciation Expense (341.5/391.7)</b>					
From w/p a and b-1	\$1,732	\$801	\$19,505	\$2,013	\$11,831
Per books	1,928	977	13,242	2,318	12,975
Adjustment	(\$196)	(\$176)	\$6,263	(\$305)	(\$1,143)
W	(\$171)	(\$176)	\$4,495	(\$305)	(\$745)
WW	(\$25)		\$1,768		(\$398)
<b>Vehicle Transportation Expense (650/750)</b>					
From w/p b-2	\$3,515	\$1,383	\$32,389	\$3,343	\$17,469
Per books	4,755	2,080	31,310	5,076	27,635
Adjustment	(\$1,240)	(\$697)	\$1,078	(\$1,733)	(\$10,166)
W	(\$1,080)	(\$697)	\$774	(\$1,733)	(\$6,626)
WW	(\$160)		\$304		(\$3,540)

2008 TY FL RATE CASES  
 BENEFITS EXPENSE PER FULL TIME EMPLOYEE

w/p a-1

<u>Object Account</u>	<u>Description</u>	<u>2008 Expense</u>	<u># of Full Time Employees</u>	<u>Benefit Per Employee</u>
5630	DENTAL PREMIUMS	33,775.80	464	72.79
5635	DENTAL INS REIMBURSEMENTS	270,688.69	464	583.38
5645	EMPLOYEE INS DEDUCTIONS	(1,028,380.29)	464	(2,216.34)
5650	HEALTH COSTS & OTHER	(84,192.00)	464	(181.45)
5655	HEALTH INS REIMBURSEMENTS	3,875,061.17	464	8,351.42
5660	OTHER EMP PENSION/BENEFITS	501,855.68	464	1,081.59
5670	TERM LIFE INS	151,190.70	464	325.84
5675	TERM LIFE INS-OPT	(3,219.77)	464	(6.94)
5680	DEPEND LIFE INS-OPT	(4,263.63)	464	(9.19)
5690	TUITION	66,472.45	464	143.26
				<u>8,144.37</u>

2008 TY FL RATE CASES  
ADJUSTED VEHICLE AVERAGES FOR EMPLOYEES

w/p b

	<u>Dec-07</u>	<u>Jan-08</u>	<u>Feb-08</u>	<u>Mar-08</u>	<u>Apr-08</u>	<u>May-08</u>	<u>Jun-08</u>	<u>Jul-08</u>	<u>Aug-08</u>	<u>Sep-08</u>	<u>Oct-08</u>	<u>Nov-08</u>	<u>Dec-08</u>	<u>13 Month Average</u>
<b>Utilities, Inc. of Florida - Marion County</b>														
Vehicles	\$6,824	\$6,824	\$6,824	\$7,125	\$7,125	\$7,125	\$7,125	\$7,125	\$7,125	\$7,125	\$7,125	\$7,125	\$7,125	\$7,055
Vehicle A/D (4)	(1,468)	(1,562)	(1,657)	(1,756)	(1,855)	(1,954)	(2,053)	(2,152)	(2,251)	(2,350)	(2,449)	(2,548)	(2,647)	(2,054)
<b>Utilities, Inc. of Florida - Orange County</b>														
Vehicles	\$5,705	\$5,705	\$5,705	\$5,705	\$5,705	\$5,705	\$5,705	\$5,705	\$5,705	\$5,705	\$5,705	\$5,705	\$5,705	\$5,705
Vehicle A/D (5)	(1,191)	(1,270)	(1,349)	(1,429)	(1,508)	(1,587)	(1,666)	(1,745)	(1,825)	(1,902)	(1,979)	(2,056)	(2,133)	(1,665)
<b>Utilities, Inc. of Florida - Pasco County</b>														
Vehicles	\$94,239	\$94,239	\$94,239	\$94,239	\$94,239	\$94,239	\$94,239	\$94,239	\$94,239	\$94,239	\$94,239	\$94,239	\$94,239	\$94,239
Vehicle A/D (6)	(26,501)	(27,809)	(29,118)	(30,427)	(31,736)	(33,045)	(34,354)	(35,663)	(36,972)	(38,280)	(39,589)	(40,898)	(42,207)	(34,354)
<b>Utilities, Inc. of Florida - Pinellas County</b>														
Vehicles	\$9,726	\$9,726	\$9,726	\$9,726	\$9,726	\$9,726	\$9,726	\$9,726	\$9,726	\$9,726	\$9,726	\$9,726	\$9,726	\$9,726
Vehicle A/D (7)	(2,735)	(2,870)	(3,005)	(3,140)	(3,275)	(3,411)	(3,546)	(3,681)	(3,816)	(3,951)	(4,086)	(4,221)	(4,356)	(3,546)
<b>Utilities, Inc. of Florida - Seminole County</b>														
Vehicles	\$49,777	\$49,777	\$49,777	\$49,777	\$49,777	\$49,777	\$49,777	\$49,777	\$49,777	\$49,777	\$49,777	\$49,777	\$49,777	\$49,777
Vehicle A/D (8)	(14,341)	(15,032)	(15,723)	(16,415)	(17,106)	(17,797)	(18,489)	(19,180)	(19,872)	(20,564)	(21,256)	(21,948)	(22,640)	(18,466)
<b>(4) UIF - Marion County Calculation</b>														
Blasco, Christopher	(\$22)	(\$33)	(\$44)	(\$56)	(\$67)	(\$78)	(\$89)	(\$100)	(\$111)	(\$122)	(\$133)	(\$145)	(\$156)	(\$89)
Carver, Nathaniel	(79)	(83)	(88)	(92)	(96)	(101)	(105)	(109)	(114)	(118)	(123)	(127)	(131)	(105)
Durham, Rick	(68)	(71)	(73)	(76)	(79)	(82)	(85)	(88)	(91)	(94)	(97)	(100)	(103)	(85)
Eubanks, Brian	(20)	(30)	(39)	(49)	(59)	(69)	(79)	(89)	(99)	(108)	(118)	(128)	(138)	(79)
Flynn, Patrick	(217)	(223)	(230)	(236)	(242)	(248)	(254)	(261)	(267)	(273)	(279)	(285)	(292)	(254)
Gentilucci, Domenic	-	-	-	(4)	(8)	(13)	(17)	(21)	(25)	(29)	(33)	(38)	(42)	(18)
Gongre, Bryan	(14)	(19)	(24)	(29)	(34)	(38)	(43)	(48)	(53)	(58)	(63)	(67)	(72)	(43)
Haws, Scotty	(32)	(35)	(37)	(40)	(42)	(45)	(48)	(50)	(53)	(56)	(58)	(61)	(64)	(48)
Overton, Michael	(13)	(19)	(25)	(32)	(38)	(44)	(51)	(57)	(63)	(70)	(76)	(82)	(89)	(51)
Richardson, James	(218)	(228)	(238)	(248)	(257)	(267)	(277)	(287)	(297)	(307)	(317)	(327)	(337)	(277)
Schwades, Charles	(258)	(271)	(284)	(297)	(310)	(323)	(336)	(349)	(362)	(375)	(388)	(401)	(414)	(336)
Smith, Donald	(441)	(453)	(465)	(477)	(489)	(501)	(513)	(525)	(537)	(549)	(561)	(573)	(585)	(513)
White, Ronald	(65)	(76)	(87)	(98)	(108)	(119)	(130)	(141)	(152)	(163)	(174)	(184)	(195)	(130)
Sudduth, Donald	(20)	(21)	(22)	(23)	(24)	(25)	(26)	(27)	(28)	(28)	(29)	(30)	(31)	(26)
	(\$1,468)	(\$1,562)	(\$1,657)	(\$1,756)	(\$1,855)	(\$1,954)	(\$2,053)	(\$2,152)	(\$2,251)	(\$2,350)	(\$2,449)	(\$2,548)	(\$2,647)	(\$2,054)
<b>(5) UIF - Orange County Calculation</b>														
Callahan, Robert	(\$26)	(\$29)	(\$31)	(\$33)	(\$35)	(\$37)	(\$39)	(\$41)	(\$43)	(\$45)	(\$47)	(\$49)	(\$51)	(\$39)
Carver, Nathaniel	(39)	(41)	(43)	(46)	(48)	(50)	(52)	(54)	(57)	(59)	(61)	(63)	(65)	(52)
Coffee Jr, John	(46)	(49)	(52)	(55)	(58)	(61)	(64)	(67)	(69)	(72)	(75)	(78)	(81)	(64)
Cooper, Robert	(134)	(137)	(140)	(143)	(146)	(149)	(152)	(155)	(158)	(161)	(164)	(167)	(170)	(152)
Durham, Rick	(34)	(35)	(37)	(38)	(39)	(41)	(42)	(44)	(45)	(47)	(48)	(50)	(51)	(42)
Ebert, Shawn	(96)	(99)	(101)	(103)	(105)	(108)	(110)	(112)	(115)	(117)	(119)	(121)	(124)	(110)
Flynn, Patrick	(108)	(111)	(114)	(117)	(120)	(123)	(126)	(129)	(133)	(136)	(139)	(142)	(145)	(126)
Galarza, Richard	(14)	(17)	(19)	(22)	(24)	(26)	(29)	(31)	(34)	(36)	(38)	(41)	(43)	(29)
Gongre, Bryan	(7)	(10)	(12)	(14)	(17)	(19)	(22)	(24)	(26)	(29)	(31)	(33)	(36)	(22)
Haws, Scotty	(16)	(17)	(18)	(20)	(21)	(22)	(24)	(25)	(26)	(28)	(29)	(30)	(32)	(24)
Hollister, Jimmie	(192)	(224)	(255)	(287)	(319)	(351)	(383)	(415)	(447)	(479)	(511)	(543)	(575)	(383)
Leard, Mark	(14)	(17)	(19)	(22)	(24)	(26)	(29)	(31)	(34)	(36)	(38)	(41)	(43)	(29)
Learned, Scott	(56)	(59)	(62)	(64)	(67)	(70)	(73)	(76)	(79)	(81)	(84)	(87)	(90)	(73)
Marinelli, John	(122)	(125)	(129)	(132)	(136)	(139)	(143)	(146)	(150)	(153)	(157)	(160)	(164)	(143)
Morrell, Matthew	(14)	(17)	(19)	(22)	(24)	(26)	(29)	(31)	(34)	(36)	(38)	(41)	(43)	(29)
Overton, Michael	(7)	(11)	(14)	(18)	(22)	(25)	(29)	(33)	(36)	(40)	(43)	(47)	(51)	(29)
Pennington, Jonathan	(12)	(15)	(17)	(19)	(22)	(24)	(27)	(29)	(31)	(34)	(36)	(39)	(41)	(27)
Phillips, Christopher	(73)	(75)	(77)	(79)	(81)	(83)	(85)	(87)	(89)	(91)	(93)	(95)	(97)	(85)
Pinder, Jeffrey	(2)	(2)	(3)	(3)	(3)	(4)	(4)	(4)	(5)	(5)	(5)	(6)	(6)	(4)
Shue, Mickey	(140)	(142)	(144)	(147)	(149)	(151)	(153)	(155)	(158)	(158)	(158)	(158)	(158)	(152)
Wright, Thomas	(26)	(28)	(30)	(33)	(35)	(37)	(39)	(41)	(43)	(46)	(48)	(50)	(52)	(39)
Sudduth, Donald	(10)	(11)	(11)	(11)	(12)	(12)	(13)	(13)	(14)	(14)	(15)	(15)	(15)	(13)
	(\$1,191)	(\$1,270)	(\$1,349)	(\$1,429)	(\$1,508)	(\$1,587)	(\$1,666)	(\$1,745)	(\$1,825)	(\$1,902)	(\$1,979)	(\$2,056)	(\$2,133)	(\$1,665)

(6) UIF - Pasco County Calculation	Dec-07	Jan-08	Feb-08	Mar-08	Apr-08	May-08	Jun-08	Jul-08	Aug-08	Sep-08	Oct-08	Nov-08	Dec-08	13 Month Average
Cardinal, Anthony	(\$5,028)	(\$5,279)	(\$5,531)	(\$5,782)	(\$6,033)	(\$6,285)	(\$6,536)	(\$6,788)	(\$7,039)	(\$7,290)	(\$7,542)	(\$7,793)	(\$8,045)	(\$6,536)
Chard, Ronald	(285)	(342)	(399)	(456)	(512)	(569)	(626)	(683)	(740)	(797)	(854)	(911)	(968)	(626)
Durham, Rick	(465)	(485)	(505)	(525)	(545)	(566)	(586)	(606)	(626)	(647)	(667)	(687)	(707)	(586)
Finelrish, Jeffrey	(3,946)	(4,118)	(4,289)	(4,461)	(4,632)	(4,804)	(4,975)	(5,147)	(5,319)	(5,490)	(5,662)	(5,833)	(6,005)	(4,975)
Flynn, Patrick	(1,492)	(1,535)	(1,578)	(1,620)	(1,663)	(1,706)	(1,748)	(1,791)	(1,833)	(1,876)	(1,919)	(1,961)	(2,004)	(1,748)
Habery, Stephen	(2,103)	(2,314)	(2,524)	(2,734)	(2,945)	(3,155)	(3,365)	(3,576)	(3,786)	(3,996)	(4,207)	(4,417)	(4,627)	(3,365)
Haws, Scotty	(219)	(237)	(255)	(274)	(292)	(310)	(328)	(347)	(365)	(383)	(401)	(420)	(438)	(328)
Neal, William	(176)	(263)	(351)	(439)	(527)	(614)	(702)	(790)	(878)	(966)	(1,053)	(1,141)	(1,229)	(702)
Schneider, Keith	(3,353)	(3,521)	(3,689)	(3,856)	(4,024)	(4,192)	(4,359)	(4,527)	(4,695)	(4,862)	(5,030)	(5,198)	(5,365)	(4,359)
Weirzbicki, Anthony	(3,337)	(3,416)	(3,496)	(3,575)	(3,654)	(3,734)	(3,813)	(3,893)	(3,972)	(4,052)	(4,131)	(4,211)	(4,290)	(3,813)
Wilson, Michael	(1,050)	(1,138)	(1,225)	(1,313)	(1,400)	(1,488)	(1,575)	(1,663)	(1,750)	(1,838)	(1,925)	(2,013)	(2,100)	(1,575)
Worrell, David	(4,906)	(5,015)	(5,124)	(5,233)	(5,342)	(5,451)	(5,560)	(5,669)	(5,778)	(5,887)	(5,997)	(6,106)	(6,215)	(5,560)
Sudduth, Donald	(141)	(147)	(153)	(159)	(165)	(171)	(177)	(184)	(190)	(196)	(202)	(208)	(214)	(177)
	(\$26,501)	(\$27,809)	(\$29,118)	(\$30,427)	(\$31,736)	(\$33,045)	(\$34,354)	(\$35,663)	(\$36,972)	(\$38,280)	(\$39,589)	(\$40,898)	(\$42,207)	(\$34,354)

(7) UIF - Pinellas County Calculation	Dec-07	Jan-08	Feb-08	Mar-08	Apr-08	May-08	Jun-08	Jul-08	Aug-08	Sep-08	Oct-08	Nov-08	Dec-08	13 Month Average
Cardinal, Anthony	(\$519)	(\$545)	(\$571)	(\$597)	(\$623)	(\$649)	(\$675)	(\$701)	(\$726)	(\$752)	(\$778)	(\$804)	(\$830)	(\$675)
Chard, Ronald	(29)	(35)	(41)	(47)	(53)	(59)	(65)	(71)	(76)	(82)	(88)	(94)	(100)	(65)
Durham, Rick	(48)	(50)	(52)	(54)	(56)	(58)	(60)	(63)	(65)	(67)	(69)	(71)	(73)	(60)
Finelrish, Jeffrey	(407)	(425)	(443)	(460)	(478)	(496)	(514)	(531)	(549)	(567)	(584)	(602)	(620)	(514)
Flynn, Patrick	(154)	(158)	(162)	(167)	(172)	(176)	(180)	(185)	(189)	(194)	(198)	(202)	(207)	(180)
Habery, Stephen	(217)	(239)	(261)	(282)	(304)	(326)	(347)	(369)	(391)	(412)	(434)	(456)	(478)	(347)
Haws, Scotty	(23)	(24)	(26)	(28)	(30)	(32)	(34)	(36)	(38)	(40)	(41)	(43)	(45)	(34)
Neal, William	(18)	(27)	(36)	(45)	(54)	(63)	(72)	(82)	(91)	(100)	(109)	(118)	(127)	(72)
Schneider, Keith	(346)	(363)	(381)	(398)	(415)	(433)	(450)	(467)	(485)	(502)	(519)	(536)	(554)	(450)
Weirzbicki, Anthony	(344)	(353)	(361)	(369)	(377)	(385)	(394)	(402)	(410)	(418)	(426)	(435)	(443)	(394)
Wilson, Michael	(108)	(117)	(126)	(135)	(145)	(154)	(163)	(172)	(181)	(190)	(199)	(208)	(217)	(163)
Worrell, David	(506)	(518)	(529)	(540)	(551)	(563)	(574)	(585)	(596)	(608)	(619)	(630)	(641)	(574)
Sudduth, Donald	(15)	(15)	(16)	(16)	(17)	(18)	(18)	(19)	(20)	(20)	(21)	(21)	(22)	(18)
	(\$2,735)	(\$2,870)	(\$3,005)	(\$3,140)	(\$3,275)	(\$3,411)	(\$3,546)	(\$3,681)	(\$3,816)	(\$3,951)	(\$4,086)	(\$4,221)	(\$4,356)	(\$3,546)

(8) UIF - Seminole County Calculation	Dec-07	Jan-08	Feb-08	Mar-08	Apr-08	May-08	Jun-08	Jul-08	Aug-08	Sep-08	Oct-08	Nov-08	Dec-08	13 Month Average
Callahan, Robert	(\$352)	(\$379)	(\$406)	(\$433)	(\$460)	(\$487)	(\$515)	(\$542)	(\$569)	(\$596)	(\$623)	(\$650)	(\$677)	(\$515)
Carver, Nathaniel	(520)	(549)	(578)	(607)	(636)	(665)	(694)	(723)	(752)	(781)	(810)	(839)	(867)	(694)
Coffee Jr, John	(616)	(654)	(693)	(731)	(769)	(808)	(846)	(885)	(923)	(962)	(1,000)	(1,039)	(1,077)	(846)
Cooper, Robert	(1,786)	(1,825)	(1,865)	(1,905)	(1,944)	(1,984)	(2,024)	(2,063)	(2,103)	(2,143)	(2,182)	(2,222)	(2,262)	(2,024)
Durham, Rick	(447)	(466)	(486)	(505)	(524)	(544)	(563)	(583)	(602)	(622)	(641)	(660)	(680)	(563)
Ebert, Shawn	(1,280)	(1,311)	(1,341)	(1,372)	(1,402)	(1,432)	(1,463)	(1,493)	(1,524)	(1,554)	(1,585)	(1,615)	(1,646)	(1,463)
Flynn, Patrick	(1,435)	(1,476)	(1,517)	(1,558)	(1,599)	(1,640)	(1,681)	(1,722)	(1,763)	(1,804)	(1,845)	(1,886)	(1,927)	(1,681)
Galarza, Richard	(192)	(224)	(256)	(288)	(320)	(352)	(384)	(416)	(448)	(480)	(512)	(544)	(576)	(384)
Gongre, Bryan	(95)	(127)	(159)	(191)	(222)	(254)	(286)	(318)	(350)	(381)	(413)	(445)	(477)	(286)
Haws, Scotty	(210)	(228)	(246)	(263)	(281)	(298)	(316)	(333)	(351)	(368)	(386)	(403)	(421)	(316)
Hollister, Jimmie	(192)	(224)	(255)	(287)	(319)	(351)	(383)	(415)	(447)	(479)	(511)	(543)	(575)	(383)
Leard, Mark	(192)	(224)	(255)	(287)	(319)	(351)	(383)	(415)	(447)	(479)	(511)	(543)	(575)	(383)
Learned, Scott	(746)	(783)	(820)	(858)	(895)	(932)	(970)	(1,007)	(1,044)	(1,081)	(1,119)	(1,156)	(1,193)	(970)
Marinelli, John	(1,622)	(1,668)	(1,714)	(1,761)	(1,807)	(1,853)	(1,900)	(1,946)	(1,992)	(2,039)	(2,085)	(2,131)	(2,178)	(1,900)
Morrell, Matthew	(192)	(224)	(256)	(288)	(320)	(352)	(384)	(416)	(448)	(480)	(512)	(544)	(576)	(384)
Overton, Michael	(63)	(94)	(125)	(157)	(188)	(220)	(251)	(282)	(314)	(345)	(376)	(408)	(439)	(251)
Pennington, Jonathan	(161)	(193)	(226)	(258)	(290)	(322)	(354)	(387)	(419)	(451)	(483)	(516)	(548)	(354)
Phillips, Christopher	(1,704)	(1,750)	(1,796)	(1,842)	(1,888)	(1,934)	(1,980)	(2,026)	(2,072)	(2,118)	(2,164)	(2,210)	(2,256)	(1,980)
Pinder, Jeffrey	(192)	(224)	(256)	(288)	(320)	(352)	(384)	(416)	(448)	(480)	(512)	(544)	(576)	(384)
Shue, Mickey	(1,863)	(1,892)	(1,922)	(1,951)	(1,980)	(2,009)	(2,038)	(2,067)	(2,096)	(2,096)	(2,096)	(2,096)	(2,096)	(2,016)
Wright, Thomas	(347)	(376)	(405)	(434)	(463)	(491)	(520)	(549)	(578)	(607)	(636)	(665)	(694)	(520)
Sudduth, Donald	(135)	(141)	(147)	(153)	(159)	(165)	(171)	(176)	(182)	(188)	(194)	(200)	(206)	(171)
	(\$14,341)	(\$15,032)	(\$15,723)	(\$16,415)	(\$17,106)	(\$17,797)	(\$18,489)	(\$19,180)	(\$19,872)	(\$20,534)	(\$21,196)	(\$21,858)	(\$22,520)	(\$18,466)

**2008 TY FL RATE CASES  
ADDITIONAL VEHICLES AND AVERAGES**

Vehicle Number	Depreciation Start	Vehicle Price	Vehicle Accumulated Depreciation	Vehicle Depreciation Expense
0015	January 2000	\$15,363	(\$15,363)	\$0
0016	January 2000	15,363	(15,363)	-
0017	January 2000	17,969	(17,969)	-
0035	March 2000	35,923	(35,923)	-
0109	June 2001	19,067	(19,067)	-
0130	October 2001	17,652	(17,652)	-
0217	June 2002	17,238	(17,238)	1,197
0382	October 2003	19,455	(17,023)	3,242
0433	December 2003	63,996	(54,134)	10,669
0508	February 2005	24,622	(16,073)	4,104
0675	May 2006	41,788	(18,572)	6,965
0691	April 2007	164,809	(48,069)	27,468
0710	September 2006	37,220	(14,669)	6,287
0712	October 2006	15,367	(5,763)	2,561
0712	November 2007	21,276	(4,137)	3,546
8926	January 1989	31,061	(31,061)	-

**Utilities, Inc. of Florida - Marion County**

Vehicles	Dec-07	Jan-08	Feb-08	Mar-08	Apr-08	May-08	Jun-08	Jul-08	Aug-08	Sep-08	Oct-08	Nov-08	Dec-08
0015	January 2000	\$129	\$129	\$129	\$129	\$129	\$129	\$129	\$129	\$129	\$129	\$129	\$129
0016	January 2000	129	129	129	129	129	129	129	129	129	129	129	129
0017	January 2000	150	150	150	150	150	150	150	150	150	150	150	150
0035	March 2000	301	301	301	301	301	301	301	301	301	301	301	301
0109	June 2001	160	160	160	160	160	160	160	160	160	160	160	160
0130	October 2001	148	148	148	148	148	148	148	148	148	148	148	148
0217	June 2002	144	144	144	144	144	144	144	144	144	144	144	144
0382	October 2003	163	163	163	163	163	163	163	163	163	163	163	163
0433	December 2003	535	535	535	535	535	535	535	535	535	535	535	535
0508	February 2005	206	206	206	206	206	206	206	206	206	206	206	206
0675	May 2006	350	350	350	350	350	350	350	350	350	350	350	350
0691	April 2007	1,380	1,380	1,380	1,380	1,380	1,380	1,380	1,380	1,380	1,380	1,380	1,380
0710	September 2006	316	316	316	316	316	316	316	316	316	316	316	316
0712	October 2006	129	129	129	129	129	129	129	129	129	129	129	129
0712	November 2007	178	178	178	178	178	178	178	178	178	178	178	178
8926	January 1989	260	260	260	260	260	260	260	260	260	260	260	260

**Vehicle A/D**

0015	January 2000	(\$129)	(\$129)	(\$129)	(\$129)	(\$129)	(\$129)	(\$129)	(\$129)	(\$129)	(\$129)	(\$129)	(\$129)
0016	January 2000	(129)	(129)	(129)	(129)	(129)	(129)	(129)	(129)	(129)	(129)	(129)	(129)
0017	January 2000	(150)	(150)	(150)	(150)	(150)	(150)	(150)	(150)	(150)	(150)	(150)	(150)
0035	March 2000	(301)	(301)	(301)	(301)	(301)	(301)	(301)	(301)	(301)	(301)	(301)	(301)
0109	June 2001	(160)	(160)	(160)	(160)	(160)	(160)	(160)	(160)	(160)	(160)	(160)	(160)
0130	October 2001	(148)	(148)	(148)	(148)	(148)	(148)	(148)	(148)	(148)	(148)	(148)	(148)
0217	June 2002	(134)	(136)	(140)	(142)	(144)	(144)	(144)	(144)	(144)	(144)	(144)	(144)
0382	October 2003	(115)	(118)	(120)	(122)	(127)	(131)	(132)	(133)	(132)	(136)	(140)	(143)
0433	December 2003	(364)	(371)	(379)	(386)	(394)	(401)	(409)	(416)	(424)	(431)	(438)	(446)
0508	February 2005	(135)	(137)	(140)	(143)	(149)	(152)	(155)	(160)	(163)	(166)	(169)	(172)
0675	May 2006	(97)	(102)	(107)	(112)	(117)	(121)	(126)	(131)	(136)	(141)	(146)	(151)
0691	April 2007	(172)	(192)	(211)	(230)	(249)	(268)	(287)	(307)	(326)	(345)	(364)	(383)
0710	September 2006	(70)	(75)	(79)	(83)	(88)	(92)	(96)	(101)	(105)	(110)	(114)	(118)
0712	October 2006	(27)	(29)	(30)	(32)	(34)	(36)	(38)	(39)	(41)	(43)	(45)	(48)
0712	November 2007	(5)	(7)	(10)	(12)	(15)	(17)	(20)	(22)	(25)	(30)	(32)	(35)
8926	January 1989	(260)	(260)	(260)	(260)	(260)	(260)	(260)	(260)	(260)	(260)	(260)	(260)

**Vehicle Depreciation Expense**

0015	January 2000	\$0
0016	January 2000	-
0017	January 2000	-
0035	March 2000	-
0109	June 2001	-
0130	October 2001	-
0217	June 2002	10
0382	October 2003	27
0433	December 2003	89
0508	February 2005	34
0675	May 2006	58
0691	April 2007	230
0710	September 2006	53
0712	October 2006	21
0712	November 2007	30
8926	January 1989	-
		<u>\$553</u>

**Utilities, Inc. of Florida - Orange County**

Vehicles	Dec-07	Jan-08	Feb-08	Mar-08	Apr-08	May-08	Jun-08	Jul-08	Aug-08	Sep-08	Oct-08	Nov-08	Dec-08
0015	January 2000	\$64	\$64	\$64	\$64	\$64	\$64	\$64	\$64	\$64	\$64	\$64	\$64
0016	January 2000	64	64	64	64	64	64	64	64	64	64	64	64
0017	January 2000	75	75	75	75	75	75	75	75	75	75	75	75
0035	March 2000	149	149	149	149	149	149	149	149	149	149	149	149
0109	June 2001	79	79	79	79	79	79	79	79	79	79	79	79
0130	October 2001	73	73	73	73	73	73	73	73	73	73	73	73
0217	June 2002	72	72	72	72	72	72	72	72	72	72	72	72
0382	October 2003	81	81	81	81	81	81	81	81	81	81	81	81
0433	December 2003	266	266	266	266	266	266	266	266	266	266	266	266
0508	February 2005	102	102	102	102	102	102	102	102	102	102	102	102
0675	May 2006	174	174	174	174	174	174	174	174	174	174	174	174
0691	April 2007	685	685	685	685	685	685	685	685	685	685	685	685
0710	September 2006	157	157	157	157	157	157	157	157	157	157	157	157
0712	October 2006	64	64	64	64	64	64	64	64	64	64	64	64
0712	November 2007	88	88	88	88	88	88	88	88	88	88	88	88
8926	January 1989	129	129	129	129	129	129	129	129	129	129	129	129

**Vehicle A/D**

0015	January 2000	(\$64)	(\$64)	(\$64)	(\$64)	(\$64)	(\$64)	(\$64)	(\$64)	(\$64)	(\$64)	(\$64)	(\$64)
0016	January 2000	(64)	(64)	(64)	(64)	(64)	(64)	(64)	(64)	(64)	(64)	(64)	(64)
0017	January 2000	(75)	(75)	(75)	(75)	(75)	(75)	(75)	(75)	(75)	(75)	(75)	(75)
0035	March 2000	(149)	(149)	(149)	(149)	(149)	(149)	(149)	(149)	(149)	(149)	(149)	(149)
0109	June 2001	(79)	(79)	(79)	(79)	(79)	(79)	(79)	(79)	(79)	(79)	(79)	(79)
0130	October 2001	(73)	(73)	(73)	(73)	(73)	(73)	(73)	(73)	(73)	(73)	(73)	(73)
0217	June 2002	(67)	(69)	(70)	(71)	(72)	(72)	(72)	(72)	(72)	(72)	(72)	(72)
0382	October 2003	(57)	(58)	(61)	(62)	(65)	(66)	(67)	(68)	(69)	(70)	(71)	(71)
0433	December 2003	(181)	(185)	(188)	(192)	(196)	(199)	(203)	(207)	(210)	(214)	(218)	(225)
0508	February 2005	(67)	(68)	(70)	(71)	(73)	(74)	(75)	(77)	(78)	(80)	(81)	(84)
0675	May 2006	(48)	(48)	(50)	(51)	(53)	(54)	(55)	(56)	(57)	(58)	(59)	(61)
0691	April 2007	(86)	(95)	(105)	(114)	(124)	(133)	(143)	(152)	(162)	(171)	(181)	(190)
0710	September 2006	(35)	(37)	(41)	(44)	(48)	(51)	(55)	(58)	(62)	(67)	(70)	(73)
0712	October 2006	(13)	(14)	(15)	(16)	(17)	(18)	(19)	(20)	(21)	(22)	(23)	(24)

0712	November 2007	(2)	(4)	(5)	(6)	(7)	(9)	(10)	(11)	(12)	(14)	(15)	(16)	(17)
8926	January 1989	(129)	(129)	(129)	(129)	(129)	(129)	(129)	(129)	(129)	(129)	(129)	(129)	(129)

**Vehicle Depreciation Expense**

0015	January 2000	\$0
0016	January 2000	-
0017	January 2000	-
0035	March 2000	-
0109	June 2001	-
0130	October 2001	-
0217	June 2002	4
0382	October 2003	10
0433	December 2003	34
0508	February 2005	13
0675	May 2006	23
0691	April 2007	89
0710	September 2006	20
0712	October 2006	8
0712	November 2007	11
8926	January 1989	-
		<u>\$214</u>

**Utilities, Inc. of Florida - Pasco County**

	Dec-07	Jan-08	Feb-08	Mar-08	Apr-08	May-08	Jun-08	Jul-08	Aug-08	Sep-08	Oct-08	Nov-08	Dec-08
<b>Vehicle</b>													
0015	January 2000	\$884	\$884	\$884	\$884	\$884	\$884	\$884	\$884	\$884	\$884	\$884	\$884
0016	January 2000	884	884	884	884	884	884	884	884	884	884	884	884
0017	January 2000	1,034	1,034	1,034	1,034	1,034	1,034	1,034	1,034	1,034	1,034	1,034	1,034
0035	March 2000	2,067	2,067	2,067	2,067	2,067	2,067	2,067	2,067	2,067	2,067	2,067	2,067
0109	June 2001	1,097	1,097	1,097	1,097	1,097	1,097	1,097	1,097	1,097	1,097	1,097	1,097
0130	October 2001	1,016	1,016	1,016	1,016	1,016	1,016	1,016	1,016	1,016	1,016	1,016	1,016
0217	June 2002	992	992	992	992	992	992	992	992	992	992	992	992
0382	October 2003	1,119	1,119	1,119	1,119	1,119	1,119	1,119	1,119	1,119	1,119	1,119	1,119
0433	December 2003	3,676	3,676	3,676	3,676	3,676	3,676	3,676	3,676	3,676	3,676	3,676	3,676
0508	February 2005	1,417	1,417	1,417	1,417	1,417	1,417	1,417	1,417	1,417	1,417	1,417	1,417
0675	May 2006	2,404	2,404	2,404	2,404	2,404	2,404	2,404	2,404	2,404	2,404	2,404	2,404
0691	April 2007	9,482	9,482	9,482	9,482	9,482	9,482	9,482	9,482	9,482	9,482	9,482	9,482
0710	September 2006	2,170	2,170	2,170	2,170	2,170	2,170	2,170	2,170	2,170	2,170	2,170	2,170
0712	October 2006	884	884	884	884	884	884	884	884	884	884	884	884
0712	November 2007	1,224	1,224	1,224	1,224	1,224	1,224	1,224	1,224	1,224	1,224	1,224	1,224
8926	January 1989	1,787	1,787	1,787	1,787	1,787	1,787	1,787	1,787	1,787	1,787	1,787	1,787

**Vehicle A/D**

0015	January 2000	(\$884)	(\$884)	(\$884)	(\$884)	(\$884)	(\$884)	(\$884)	(\$884)	(\$884)	(\$884)	(\$884)	(\$884)
0016	January 2000	(884)	(884)	(884)	(884)	(884)	(884)	(884)	(884)	(884)	(884)	(884)	(884)
0017	January 2000	(1,034)	(1,034)	(1,034)	(1,034)	(1,034)	(1,034)	(1,034)	(1,034)	(1,034)	(1,034)	(1,034)	(1,034)
0035	March 2000	(2,067)	(2,067)	(2,067)	(2,067)	(2,067)	(2,067)	(2,067)	(2,067)	(2,067)	(2,067)	(2,067)	(2,067)
0109	June 2001	(1,097)	(1,097)	(1,097)	(1,097)	(1,097)	(1,097)	(1,097)	(1,097)	(1,097)	(1,097)	(1,097)	(1,097)
0130	October 2001	(1,016)	(1,016)	(1,016)	(1,016)	(1,016)	(1,016)	(1,016)	(1,016)	(1,016)	(1,016)	(1,016)	(1,016)
0217	June 2002	(923)	(937)	(950)	(964)	(978)	(992)	(992)	(992)	(992)	(992)	(992)	(992)
0382	October 2003	(793)	(808)	(824)	(840)	(855)	(871)	(886)	(902)	(913)	(948)	(979)	(979)
0433	December 2003	(2,553)	(2,552)	(2,604)	(2,604)	(2,706)	(2,757)	(2,809)	(2,910)	(2,962)	(3,013)	(3,064)	(3,115)
0508	February 2005	(925)	(944)	(964)	(984)	(1,003)	(1,023)	(1,043)	(1,062)	(1,082)	(1,102)	(1,122)	(1,141)
0675	May 2006	(668)	(701)	(735)	(768)	(801)	(835)	(868)	(902)	(935)	(968)	(1,002)	(1,035)
0691	April 2007	(1,185)	(1,317)	(1,449)	(1,580)	(1,712)	(1,844)	(1,976)	(2,107)	(2,239)	(2,371)	(2,502)	(2,666)
0710	September 2006	(482)	(512)	(543)	(573)	(603)	(633)	(663)	(693)	(723)	(754)	(784)	(814)
0712	October 2006	(184)	(186)	(189)	(191)	(193)	(195)	(197)	(199)	(201)	(203)	(205)	(207)
0712	November 2007	(34)	(51)	(68)	(85)	(102)	(119)	(136)	(153)	(170)	(187)	(204)	(221)
8926	January 1989	(1,787)	(1,787)	(1,787)	(1,787)	(1,787)	(1,787)	(1,787)	(1,787)	(1,787)	(1,787)	(1,787)	(1,787)

**Vehicle Depreciation Expense**

0015	January 2000	\$0
0016	January 2000	-
0017	January 2000	-
0035	March 2000	-
0109	June 2001	-
0130	October 2001	-
0217	June 2002	69
0382	October 2003	187
0433	December 2003	613
0508	February 2005	236
0675	May 2006	401
0691	April 2007	1,580
0710	September 2006	362
0712	October 2006	147
0712	November 2007	204
8926	January 1989	-
		<u>\$3,798</u>

**Utilities, Inc. of Florida - Pinellas County**

	Dec-07	Jan-08	Feb-08	Mar-08	Apr-08	May-08	Jun-08	Jul-08	Aug-08	Sep-08	Oct-08	Nov-08	Dec-08
<b>Vehicle</b>													
0015	January 2000	\$91	\$91	\$91	\$91	\$91	\$91	\$91	\$91	\$91	\$91	\$91	\$91
0016	January 2000	91	91	91	91	91	91	91	91	91	91	91	91
0017	January 2000	107	107	107	107	107	107	107	107	107	107	107	107
0035	March 2000	213	213	213	213	213	213	213	213	213	213	213	213
0109	June 2001	113	113	113	113	113	113	113	113	113	113	113	113
0130	October 2001	105	105	105	105	105	105	105	105	105	105	105	105
0217	June 2002	102	102	102	102	102	102	102	102	102	102	102	102
0382	October 2003	116	116	116	116	116	116	116	116	116	116	116	116
0433	December 2003	379	379	379	379	379	379	379	379	379	379	379	379
0508	February 2005	146	146	146	146	146	146	146	146	146	146	146	146
0675	May 2006	248	248	248	248	248	248	248	248	248	248	248	248
0691	April 2007	979	979	979	979	979	979	979	979	979	979	979	979
0710	September 2006	224	224	224	224	224	224	224	224	224	224	224	224
0712	October 2006	91	91	91	91	91	91	91	91	91	91	91	91
0712	November 2007	126	126	126	126	126	126	126	126	126	126	126	126
8926	January 1989	184	184	184	184	184	184	184	184	184	184	184	184

**Vehicle A/D**

0015	January 2000	(\$91)	(\$91)	(\$91)	(\$91)	(\$91)	(\$91)	(\$91)	(\$91)	(\$91)	(\$91)	(\$91)	(\$91)
0016	January 2000	(91)	(91)	(91)	(91)	(91)	(91)	(91)	(91)	(91)	(91)	(91)	(91)
0017	January 2000	(107)	(107)	(107)	(107)	(107)	(107)	(107)	(107)	(107)	(107)	(107)	(107)
0035	March 2000	(213)	(213)	(213)	(213)	(213)	(213)	(213)	(213)	(213)	(213)	(213)	(213)
0109	June 2001	(113)	(113)	(113)	(113)	(113)	(113)	(113)	(113)	(113)	(113)	(113)	(113)
0130	October 2001	(105)	(105)	(105)	(105)	(105)	(105)	(105)	(105)	(105)	(105)	(105)	(105)
0217	June 2002	(95)	(97)	(98)	(100)	(102)	(102)	(102)	(102)	(102)	(102)	(102)	(102)
0382	October 2003	(82)	(1)	(1)	(1)	(1)	(1)	(1)	(1)	(1)	(1)	(1)	(1)
0433	December 2003	(263)	(263)	(258)	(259)	(259)	(259)	(259)	(259)	(259)	(259)	(259)	(259)
0508	February 2005	(95)	(97)	(102)	(104)	(106)	(108)	(110)	(112)	(114)	(116)	(118)	(120)
0675	May 2006	(69)	(72)	(76)	(80)	(83)	(86)	(90)	(93)	(97)	(100)	(103)	(107)
0691	April 2007	(1,224)	(1,356)	(1,490)	(1,624)	(1,758)	(1,892)	(2,026)	(2,160)	(2,294)	(2,428)	(2,562)	(2,696)
0710	September 2006	(450)	(453)	(456)	(459)	(462)	(465)	(468)	(471)	(474)	(477)	(480)	(483)
0712	October 2006	(19)	(20)	(21)	(22)	(23)	(24)	(25)	(26)	(27)	(28)	(29)	(30)
0712	November 2007	(4)	(5)	(7)	(9)	(11)	(12)	(14)	(16)	(18)	(19)	(21)	(23)





w/p b-1

13 Month Average

\$129  
129  
150  
301  
160  
148  
144  
163  
535  
206  
350  
1,280  
316  
129  
178  
260

---

---

\$4,676

(\$129)  
(129)  
(150)  
(301)  
(160)  
(148)  
(142)  
(129)  
(409)  
(152)  
(126)  
(287)  
(96)  
(38)  
(20)  
(209)  

---

---

(\$2,675)

13 Month Average

564  
64  
75  
149  
79  
73  
72  
81  
266  
102  
174  
685  
157  
64  
88  
129

---

---

\$2,321

(564)  
(64)  
(75)  
(149)  
(79)  
(73)  
(71)  
(64)  
(203)  
(75)  
(63)  
(143)  
(48)  
(19)

(10)  
(129)  
181,226

13 Month Average

5884  
884  
1,034  
2,067  
1,997  
1,016  
992  
1,119  
3,676  
1,417  
2,404  
9,482  
2,170  
884  
1,224  
1,787  
332,138

(5884)  
(884)  
(1,034)  
(2,067)  
(1,997)  
(1,016)  
(950)  
(886)  
(2,808)  
(1,043)  
(868)  
(1,976)  
(663)  
(258)  
(136)  
(1,787)  
(518,357)

13 Month Average

591  
91  
107  
213  
113  
105  
102  
116  
379  
146  
248  
979  
224  
91  
126  
184  
53,317

(591)  
(91)  
(107)  
(213)  
(113)  
(105)  
(950)  
(7)  
(290)  
(108)  
(90)  
(204)  
(68)  
(27)  
(14)

(184)  
(52,863)

13 Month Average

5850  
850  
994  
1,987  
1,055  
976  
953  
1,676  
3,534  
1,362  
2,311  
9,116  
2,086  
850  
1,177  
1,718  
5,80895

(8850)  
(850)  
(850)  
(850)  
(850)  
(850)  
(950)  
(852)  
(2,700)  
(1,002)  
(835)  
(1,899)  
(637)  
(248)  
(131)  
(1,718)  
(816,071)

**2008 TY FL RATE CASES  
TRANSPORTATION EXPENSE PER VEHICLE**

w/p b-2

<u>Object Account</u>	<u>Description</u>	<u>2008 Expense</u>	<u># of Vehicles In Florida</u>	<u>Expense Per Vehicle</u>
6215	FUEL	\$427,022	105	\$4,067
6220	AUTO REPAIR/TIRES	147,150.43	105	1,401
6225	AUTO LICENSES	5,949.45	105	57
6230	OTHER TRANS EXPENSES	4,256.92	105	41
		<u>\$584,379</u>		<u>\$5,566</u>

**Utilities, Inc. of Florida - Marion County**

**Transportation Expense**

Anderson, Daniel	\$1,023
Blasco, Christopher	214
Carver, Nathaniel	67
Durham, Rick	36
Eubanks, Brian	224
Flynn, Patrick	47
Gentilucci, Domenic	75
Gongre, Bryan	66
Haws, Scotty	36
Overton, Michael	126
Richardson, James	214
Schwades, Charles	214
Smith, Donald	214
White, Ronald	214
Additional Vehicles	746
	<u>\$3,515</u>

**Utilities, Inc. of Florida - Orange County**

**Transportation Expense**

Callahan, Robert	\$47
Carver, Nathaniel	33
Coffee Jr, John	67
Cooper, Robert	47
Durham, Rick	18
Ebert, Shawn	47
Flynn, Patrick	23
Galarza, Richard	47
Gongre, Bryan	33
Haws, Scotty	18
Hollister, Jimmie	47
Leard, Mark	47
Learned, Scott	47
Marinelli, John	47
Morrell, Matthew	47
Overton, Michael	72
Pennington, Jonathan	47
Phillips, Christopher	127
Pinder, Jeffrey	47
Shue, Mickey	47
Wright, Thomas	47
Sudduth, Donald	6
Additional Vehicles	370
	<u>\$1,383</u>

**Utilities, Inc. of Florida - Pasco County****Transportation Expense**

Cardinal, Anthony	\$5,045
Chard, Ronald	1,270
Durham, Rick	249
Finehirsh, Jeffrey	3,475
Flynn, Patrick	320
Habery, Stephen	5,045
Haws, Scotty	249
Neal, William	1,571
Schneider, Keith	5,045
Weirzbicki, Anthony	1,375
Wilson, Michael	1,221
Worrell, David	2,318
Sudduth, Donald	82
Additional Vehicles	5,123
	<hr/>
	<hr/>
	\$32,389

**Utilities, Inc. of Florida - Pinellas County****Transportation Expense**

Cardinal, Anthony	\$521
Chard, Ronald	131
Durham, Rick	26
Finehirsh, Jeffrey	359
Flynn, Patrick	33
Habery, Stephen	521
Haws, Scotty	26
Neal, William	162
Schneider, Keith	521
Weirzbicki, Anthony	142
Wilson, Michael	126
Worrell, David	239
Sudduth, Donald	9
Additional Vehicles	529
	<hr/>
	<hr/>
	\$3,343

**Utilities, Inc. of Florida - Seminole County****Transportation Expense**

Callahan, Robert	\$630
Carver, Nathaniel	442
Coffee Jr, John	888
Cooper, Robert	630
Durham, Rick	239
Ebert, Shawn	630
Flynn, Patrick	308
Galarza, Richard	630
Gongre, Bryan	436
Haws, Scotty	239
Hollister, Jimmie	630
Leard, Mark	630
Learned, Scott	630
Marinelli, John	630
Morrell, Matthew	630
Overton, Michael	621
Pennington, Jonathan	630
Phillips, Christopher	1,102
Pinder, Jeffrey	630
Shue, Mickey	630
Wright, Thomas	630
Sudduth, Donald	79.23
Additional Vehicles	4,925

---

---

\$17,469

**2008 TY FL RATE CASES  
CAPITALIZED TIME ADJUSTMENT**

	<u>Utilities, Inc. of Florida - Marion County</u>	<u>Utilities, Inc. of Florida - Orange County</u>	<u>Utilities, Inc. of Florida - Pasco County</u>	<u>Utilities, Inc. of Florida - Pinellas County</u>	<u>Utilities, Inc. of Florida - Seminole County</u>
Total Per Book Salaries	\$33,141	\$24,718	\$278,751	\$48,944	\$268,400
Total Per Book Operator Salaries	16,322	15,145	186,264	24,931	146,791
Percentage of Operator to Total	49.25%	61.27%	66.82%	50.94%	54.69%
Per Book Operator Salaries	\$16,322	\$15,145	\$186,264	\$24,931	\$146,791
Per Book Operator Payroll Taxes	1,795	1,151	16,929	2,322	13,575
Per Book Operator Benefits	5,452	3,497	51,409	6,936	41,204
	<u>\$23,570</u>	<u>\$19,794</u>	<u>\$254,602</u>	<u>\$34,189</u>	<u>\$201,570</u>
Per Book Capitalized Time	(\$9,511)	(\$2,143)	(33,211.66)	(\$5,332)	(\$44,218)
Per Book Operator Payroll	23,570	19,794	254,602	34,189	201,570
Percentage of Total Payroll to Plant	<u>40.35%</u>	<u>10.82%</u>	<u>13.04%</u>	<u>15.60%</u>	<u>21.94%</u>
Pro Forma Operator Payroll	\$33,244	\$10,502	\$323,042	\$33,341	\$148,052
Percentage of Total Payroll to Plant	<u>40.35%</u>	<u>10.82%</u>	<u>13.04%</u>	<u>15.60%</u>	<u>21.94%</u>
Pro Forma Capitalized Time	<u>(\$13,415)</u>	<u>(\$1,137)</u>	<u>(\$42,139)</u>	<u>(\$5,200)</u>	<u>(\$32,478)</u>

ERC COUNT 12/08  
 ALL UTILITIES, INC. COMPANIES

w/p d

State	Company	Business Unit	ERC	% to Total UI	
Illinois	00110	110100	2,677.0	0.94%	0.94%
	00111	111100	216.0	0.08%	
	00111	111101	216.0	0.08%	0.15%
	00112	112100	53.0	0.02%	0.02%
	00113	113100	256.6	0.09%	0.09%
	00114	114100	360.5	0.13%	0.13%
	00116	116100	115.4	0.04%	0.04%
	00117	117100	76.5	0.03%	0.03%
	00118	118100	382.0	0.13%	
	00118	118101	374.0	0.13%	0.27%
	00119	119100	2,227.4	0.79%	
	00119	119101	807.7	0.28%	1.07%
	00120	120100	348.0	0.12%	0.12%
	00121	121100	2,076.0	0.73%	0.73%
	00122	122100	1,420.5	0.50%	0.50%
	00123	123100	171.0	0.06%	
	00123	123101	184.0	0.06%	0.13%
	00124	124100	290.0	0.10%	0.10%
	00125	125100	194.0	0.07%	0.07%
	00126	126100	70.0	0.02%	0.02%
	00127	127100	219.0	0.08%	0.08%
	00128	128100	2,333.5	0.82%	0.82%
	00129	129100	246.0	0.09%	0.09%
	00130	130100	464.2	0.16%	0.16%
	00131	131100	475.4	0.17%	
	00131	131101	465.4	0.16%	0.33%
	00132	132100	124.0	0.04%	0.04%
	00133	133100	319.0	0.11%	
	00133	133101	316.0	0.11%	0.22%
	00134	134100	361.0	0.13%	0.13%
Indiana	00150	150100	3,110.0	1.10%	
	00150	150101	3,078.0	1.09%	2.18%
	00151	151100	190.3	0.07%	
	00151	151101	196.1	0.07%	0.14%
00152	152100	1,819.5	0.64%	0.64%	
North Carolina	00181	181100	267.2	0.09%	
	00181	181101	108.2	0.04%	0.13%
	00182	182101	663.0	0.23%	
	00182	182102	778.2	0.27%	
	00182	182103	2,653.5	0.94%	
	00182	182104	2,128.0	0.75%	
	00182	182105	1,092.1	0.39%	
	00182	182106	2,441.5	0.86%	
	00182	182107	2,214.0	0.78%	
	00182	182109	123.0	0.04%	
	00182	182110	17.0	0.01%	
	00182	182112	249.2	0.09%	
	00182	182113	78.0	0.03%	



00182	182114	242.3	0.09%
00182	182115	1,132.0	0.40%
00182	182116	510.8	0.18%
00182	182117	492.3	0.17%
00182	182119	67.0	0.02%
00182	182120	66.0	0.02%
00182	182122	448.0	0.16%
00182	182123	203.5	0.07%
00182	182125	161.9	0.06%
00182	182126	159.4	0.06%
00182	182128	75.0	0.03%
00182	182129	686.0	0.24%
00182	182130	67.0	0.02%
00182	182132	222.0	0.08%
00182	182133	368.0	0.13%
00182	182134	275.0	0.10%
00182	182136	115.0	0.04%
00182	182137	301.0	0.11%
00182	182138	300.0	0.11%
00182	182140	374.0	0.13%
00182	182141	1,454.8	0.51%
00182	182142	36.0	0.01%
00182	182143	101.0	0.04%
00182	182144	137.0	0.05%
00182	182145	46.0	0.02%
00182	182146	239.0	0.08%
00182	182147	258.0	0.09%
00182	182148	326.5	0.12%
00182	182149	69.0	0.02%
00182	182151	130.5	0.05%
00182	182152	974.1	0.34%
00182	182153	1,220.5	0.43%
00182	182154	177.0	0.06%
00182	182155	176.0	0.06%
00182	182157	163.0	0.06%
00182	182158	34.0	0.01%
00182	182159	78.0	0.03%
00182	182160	51.8	0.02%
00182	182162	28.0	0.01%
00182	182163	67.0	0.02%
00182	182164	59.0	0.02%
00182	182165	59.4	0.02%
00182	182166	46.0	0.02%
00182	182167	26.0	0.01%
00182	182168	138.0	0.05%
00182	182169	531.0	0.19%
00182	182170	106.0	0.04%
00182	182171	224.5	0.08%
00182	182172	452.0	0.16%
00182	182173	439.5	0.16%
00182	182175	197.0	0.07%
00182	182176	124.0	0.04%
00182	182178	696.0	0.25%
00182	182179	269.5	0.10%
00182	182180	93.0	0.03%
00182	182181	60.0	0.02%
00182	182182	131.8	0.05%
00182	182183	118.0	0.04%
00182	182184	223.0	0.08%
00182	182185	117.0	0.04%
00182	182186	181.0	0.06%
00182	182187	181.0	0.06%
00182	182189	1,265.0	0.45%
00182	182190	1,298.0	0.46%
00182	182192	165.4	0.06%
00182	182193	162.4	0.06%
00182	182195	111.0	0.04%
00182	182196	135.6	0.05%
00182	182197	134.6	0.05%
00182	182199	155.0	0.05%
00182	182200	61.0	0.02%
00182	182201	62.0	0.02%
00182	182203	37.0	0.01%
00182	182204	228.0	0.08%
00182	182205	222.0	0.08%
00182	182206	44.0	0.02%
00182	182207	34.0	0.01%
00182	182208	78.0	0.03%
00182	182209	733.0	0.26%
00182	182210	449.5	0.16%
00182	182211	31.0	0.01%
00182	182212	65.5	0.02%
00182	182213	27.0	0.01%

	00182	182214	242.0	0.09%		
	00182	182215	76.0	0.03%		
	00182	182216	153.0	0.05%		
	00182	182217	372.0	0.13%		
	00182	182218	564.0	0.20%		
	00182	182219	179.0	0.06%		
	00182	182227	591.0	0.21%		
	00182	182229	1,833.0	0.65%		
	00182	182231	838.7	0.30%		
	00182	182233	652.6	0.23%		
	00182	182235	193.0	0.07%		
	00182	182236	189.0	0.07%		
	00182	182238	140.0	0.05%	14.27%	
	00183	183101	2,472.6	0.87%		
	00183	183102	922.6	0.33%		
	00183	183104	1,275.0	0.45%		
	00183	183105	2,738.0	0.97%		
	00183	183106	2,669.0	0.94%		
	00183	183108	1,146.0	0.40%		
	00183	183109	511.0	0.18%		
	00183	183112	138.5	0.05%		
	00183	183113	102.0	0.04%		
	00183	183114	53.0	0.02%		
	00183	183115	24.0	0.01%		
	00183	183116	43.8	0.02%		
	00183	183117	114.0	0.04%		
	00183	183118	44.0	0.02%		
	00183	183119	87.0	0.03%		
	00183	183120	37.6	0.01%		
	00183	183121	101.8	0.04%		
	00183	183122	34.0	0.01%		
	00183	183124	287.5	0.10%		
	00183	183125	46.0	0.02%		
	00183	183126	30.0	0.01%	4.54%	
	00187	187100	1,487.5	0.52%		
	00187	187101	1,434.5	0.51%	1.03%	
	00188	188100	2,115.6	0.75%		
	00188	188101	1,348.6	0.48%	1.22%	
	00189	189100	2,959.0	1.04%	1.04%	
	00190	190100	337.0	0.12%	0.12%	
	00191	191100	961.5	0.34%		
	00191	191101	1,357.5	0.48%	0.82%	
	00192	192100	127.0	0.04%		
	00192	192101	127.0	0.04%	0.09%	
Tennessee	00220	220100	557.0	0.20%	0.20%	
Florida	00241	241100	2,093.2	0.74%	0.74%	Tierra Verde
	00242	242100	130.7	0.05%		
	00242	242101	130.7	0.05%	0.09%	Lake Placid
	00245	245100	7,545.9	2.66%		
	00245	245101	1,065.0	0.38%	3.04%	Alafaya
	00246	246100	1,745.0	0.62%	0.62%	Longwood
	00248	248100	1,247.0	0.44%		
	00248	248101	1,145.5	0.40%	0.84%	Cypress Lakes
	00249	249100	1,602.6	0.57%		
	00249	249101	908.0	0.32%	0.89%	Eagle Ridge
	00250	250100	3,355.0	1.18%	1.18%	Mid-County
	00251	251100	66.0	0.02%		
	00251	251101	43.0	0.02%		
	00251	251102	3,065.1	1.08%		
	00251	251103	2,966.8	1.05%		
	00251	251106	5,684.5	2.01%	4.17%	LUSI
	00252	252106	1,788.3	0.63%		
	00252	252107	162.0	0.06%		
	00252	252125	1,225.0	0.43%		
	00252	252126	1,023.0	0.36%	1.48%	UIF - Pasco

	00252	252110	1,174.0	0.41%		
	00252	252111	1,160.5	0.41%		
	00252	252113	225.5	0.08%		
	00252	252114	61.0	0.02%		
	00252	252115	102.0	0.04%		
	00252	252116	77.0	0.03%		
	00252	252117	171.0	0.06%		
	00252	252118	345.0	0.12%		
	00252	252119	245.0	0.09%		
	00252	252121	224.5	0.08%		
	00252	252122	250.5	0.09%	1.42%	UIF - Seminole
	00252	252123	260.5	0.09%		
	00252	252124	43.0	0.02%	0.11%	UIF - Orange
	00252	252128	433.3	0.15%	0.15%	UIF - Pinellas
	00252	252129	532.1	0.19%		
	00252	252130	78.8	0.03%	0.22%	UIF - Marion
	00253	253101	1,104.7	0.39%		
	00253	253102	1,030.2	0.36%	0.75%	Miles Grant
	00254	254100	197.0	0.07%		
	00254	254101	742.5	0.26%	0.33%	ACME
	00255	255100	11,797.7	4.16%		
	00255	255101	9,158.0	3.23%		
	00255	255102	4.0	0.00%	7.39%	Sanlando
	00256	256100	1,083.9	0.38%	0.38%	Sandalhaven
	00257	257100	242.0	0.09%		
	00257	257101	241.0	0.09%	0.17%	Bayside
	00259	259100	781.1	0.28%		
	00259	259101	760.7	0.27%	0.54%	Labrador
	00260	260100	1,465.0	0.52%		
	00260	260101	1,247.0	0.44%	0.96%	Pennbrooke
	00261	261100	195.2	0.07%		
	00261	261101	167.2	0.06%	0.13%	Hutchinson Island
	00262	262100	203.8	0.07%		
	00262	262101	171.0	0.06%	0.13%	Sandy Creek
Maryland	00286	286100	842.0	0.30%		
	00286	286101	81.0	0.03%	0.33%	
	00287	287100	1,480.0	0.52%	0.52%	
	00288	288100	1,114.1	0.39%		
	00288	288101	1,075.4	0.38%	0.77%	
New Jersey	00300	300100	794.0	0.28%		
	00300	300101	276.0	0.10%	0.38%	
Pennsylvania	00315	315100	768.5	0.27%	0.27%	
	00316	316100	2,173.0	0.77%	0.77%	
	00317	317100	1,724.0	0.61%		
	00317	317101	1,720.0	0.61%	1.21%	
Virginia	00332	332100	169.0	0.06%	0.06%	
	00333	333100	2,666.7	0.94%		
	00333	333101	2,679.7	0.95%	1.89%	
Kentucky	00345	345101	761.8	0.27%		
	00345	345102	6,573.0	2.32%	2.59%	
Louisiana	00356	356102	511.0	0.18%		
	00356	356103	493.0	0.17%		
	00356	356105	2,101.7	0.74%		
	00356	356106	2,069.9	0.73%		
	00356	356108	672.7	0.24%		
	00356	356109	661.8	0.23%		
	00356	356111	672.5	0.24%		
	00356	356112	668.5	0.24%		
	00356	356114	386.5	0.14%		
	00356	356115	363.0	0.13%		

	00356	356117	556.4	0.20%		
	00356	356118	534.6	0.19%		
	00356	356120	49.5	0.02%		
	00356	356121	47.8	0.02%		
	00356	356122	41.8	0.01%		
	00356	356124	161.0	0.06%		
	00356	356125	158.0	0.06%		
	00356	356127	105.0	0.04%	3.62%	LWS
	00357	357101	4,575.8	1.61%		
	00357	357102	4,265.4	1.50%		
	00357	357104	940.8	0.33%		
	00357	357105	811.8	0.29%	3.74%	UIL
Georgia	00385	385100	4,860.7	1.71%		
	00385	385101	4,726.2	1.67%		
	00385	385103	652.0	0.23%	3.61%	
	00386	386101	52.0	0.02%		
	00386	386102	24.0	0.01%		
	00386	386103	109.0	0.04%		
	00386	386105	191.0	0.07%		
	00386	386106	20.0	0.01%		
	00386	386107	107.0	0.04%		
	00386	386108	14.0	0.00%		
	00386	386109	140.0	0.05%		
	00386	386110	47.0	0.02%		
	00386	386111	153.0	0.05%		
	00386	386112	61.0	0.02%		
	00386	386113	164.0	0.06%		
	00386	386114	21.0	0.01%		
	00386	386115	57.0	0.02%		
	00386	386116	254.0	0.09%		
	00386	386117	31.0	0.01%		
	00386	386118	164.0	0.06%		
	00386	386119	165.0	0.06%		
	00386	386121	40.0	0.01%		
	00386	386122	37.0	0.01%		
	00386	386123	128.0	0.05%		
	00386	386124	18.0	0.01%		
	00386	386125	36.0	0.01%		
	00386	386126	6.0	0.00%		
	00386	386127	11.0	0.00%		
	00386	386128	29.0	0.01%		
	00386	386129	16.0	0.01%	0.74%	
South Carolina	00400	400103	100.8	0.04%		
	00400	400104	64.0	0.02%		
	00400	400105	97.0	0.03%		
	00400	400106	154.0	0.05%		
	00400	400108	21.0	0.01%		
	00400	400109	298.6	0.11%		
	00400	400110	205.0	0.07%		
	00400	400111	86.0	0.03%		
	00400	400113	127.0	0.04%		
	00400	400114	17.0	0.01%		
	00400	400115	116.0	0.04%		
	00400	400116	114.0	0.04%		
	00400	400118	42.4	0.01%		
	00400	400119	164.0	0.06%		
	00400	400120	190.8	0.07%		
	00400	400121	47.0	0.02%		
	00400	400122	95.5	0.03%		
	00400	400123	253.0	0.09%		
	00400	400124	67.0	0.02%		
	00400	400125	22.0	0.01%		
	00400	400126	115.0	0.04%		
	00400	400127	3,474.1	1.23%		
	00400	400128	3,129.1	1.10%		
	00400	400130	2,234.8	0.79%		
	00400	400131	2,215.2	0.78%		
	00400	400133	141.0	0.05%		
	00400	400134	140.0	0.05%		
	00400	400136	198.0	0.07%		
	00400	400137	187.0	0.07%		
	00400	400138	163.0	0.06%		
	00400	400139	78.8	0.03%		
	00400	400140	328.5	0.12%		
	00400	400141	1,080.8	0.38%		
	00400	400143	3,172.6	1.12%		
	00400	400144	219.0	0.08%		
	00400	400145	230.0	0.08%		
	00400	400147	114.0	0.04%	6.88%	

00401	401104	200.5	0.07%
00401	401105	322.0	0.11%
00401	401106	1.0	0.00%
00401	401107	191.6	0.07%
00401	401108	351.0	0.12%
00401	401109	192.0	0.07%
00401	401110	67.0	0.02%
00401	401111	72.0	0.03%
00401	401112	116.5	0.04%
00401	401113	22.0	0.01%
00401	401114	23.0	0.01%
00401	401115	138.0	0.05%
00401	401116	195.6	0.07%
00401	401117	46.0	0.02%
00401	401118	80.0	0.03%
00401	401119	9.0	0.00%
00401	401120	37.0	0.01%
00401	401121	57.0	0.02%
00401	401122	149.0	0.05%
00401	401123	31.0	0.01%
00401	401124	21.0	0.01%
00401	401125	34.0	0.01%
00401	401126	24.0	0.01%
00401	401127	387.0	0.14%
00401	401128	48.0	0.02%
00401	401129	147.0	0.05%
00401	401130	43.0	0.02%
00401	401131	71.0	0.03%
00401	401132	79.0	0.03%
00401	401133	151.0	0.05%
00401	401134	57.0	0.02%
00401	401135	21.0	0.01%
00401	401136	117.6	0.04%
00401	401137	274.0	0.10%
00401	401138	187.0	0.07%
00401	401139	71.0	0.03%
00401	401140	38.0	0.01%
00401	401142	218.0	0.08%
00401	401143	218.0	0.08%
00401	401145	16.0	0.01%
00401	401146	27.0	0.01%
00401	401147	30.2	0.01%
00401	401148	32.2	0.01%
00401	401149	40.0	0.01%
00401	401150	81.0	0.03%
00401	401151	55.0	0.02%
00401	401153	136.0	0.05%
00401	401154	46.0	0.02%
00401	401156	43.0	0.02%
00401	401157	26.5	0.01%
00401	401158	20.2	0.01%
00401	401159	35.0	0.01%
00401	401160	67.0	0.02%
00401	401161	70.6	0.02%
00401	401162	51.8	0.02%
00401	401163	35.6	0.01%
00401	401164	28.8	0.01%
00401	401165	75.6	0.03%
00401	401166	28.0	0.01%
00401	401167	20.0	0.01%
00401	401168	27.0	0.01%
00401	401169	50.0	0.02%
00401	401170	16.8	0.01%
00401	401171	40.6	0.01%
00401	401172	36.2	0.01%
00401	401173	44.8	0.02%
00401	401174	47.0	0.02%
00401	401175	14.0	0.00%
00401	401176	77.0	0.03%
00401	401177	94.0	0.03%
00401	401178	71.0	0.03%
00401	401179	64.0	0.02%
00401	401180	73.0	0.03%
00401	401181	19.0	0.01%
00401	401182	52.0	0.02%
00401	401183	33.0	0.01%
00401	401184	106.0	0.04%
00401	401185	68.0	0.02%
00401	401186	98.0	0.03%
00401	401187	60.0	0.02%
00401	401188	28.0	0.01%
00401	401189	68.0	0.02%

	00401	401190	70.0	0.02%	
	00401	401191	22.0	0.01%	
	00401	401192	94.0	0.03%	2.41%
	00402	402100	55.0	0.02%	
	00402	402101	120.0	0.04%	0.06%
	00403	403101	24.0	0.01%	
	00403	403102	20.0	0.01%	
	00403	403103	51.0	0.02%	
	00403	403104	54.0	0.02%	
	00403	403107	137.0	0.05%	
	00403	403108	92.0	0.03%	
	00403	403109	86.0	0.03%	
	00403	403110	73.0	0.03%	
	00403	403111	174.2	0.06%	
	00403	403112	149.8	0.05%	
	00403	403113	204.2	0.07%	
	00403	403114	54.0	0.02%	
	00403	403115	84.6	0.03%	
	00403	403116	80.8	0.03%	
	00403	403118	1.0	0.00%	0.45%
	00406	406100	1,719.0	0.61%	
	00406	406101	1,696.0	0.60%	1.20%
Arizona	00425	425100	8,690.1	3.07%	3.07%
Nevada	00450	450100	3,326.5	1.17%	1.17%
	00451	451100	4,291.2	1.51%	
	00451	451101	146.7	0.05%	1.57%
	00452	452100	580.5	0.20%	0.20%
	00453	453100	6,245.2	2.20%	
	00453	453101	3,557.9	1.25%	
	00453	453103	755.5	0.27%	
	00453	453104	585.0	0.21%	3.93%
Bio-Tech	00900	900100	296.8	0.10%	0.10%
			<u>283,513.2</u>	<u>100.00%</u>	<u>100.00%</u>

ERC COUNT 12/08  
 FLORIDA AND SOUTH REGIONS

w/p d-1

<u>State</u>	<u>Company</u>	<u>Business Unit</u>	<u>ERC</u>	<u>% to Total Florida/South</u>		
Florida	00241	241100	2,093.2	2.23%	2.23%	Tierra Verde
	00242	242100	130.7	0.14%		
	00242	242101	130.7	0.14%	0.28%	Lake Placid
	00245	245100	7,545.9	8.04%		
	00245	245101	1,065.0	1.14%	9.18%	Alafaya
	00246	246100	1,745.0	1.86%	1.86%	Longwood
	00248	248100	1,247.0	1.33%		
	00248	248101	1,145.5	1.22%	2.55%	Cypress Lakes
	00249	249100	1,602.6	1.71%		
	00249	249101	908.0	0.97%	2.68%	Eagle Ridge
	00250	250100	3,355.0	3.58%	3.58%	Mid-County
	00251	251100	66.0	0.07%		
	00251	251101	43.0	0.05%		
	00251	251102	3,065.1	3.27%		
	00251	251103	2,966.8	3.16%		
	00251	251106	5,684.5	6.06%	12.60%	LUSI
	00252	252106	1,788.3	1.91%		
	00252	252107	162.0	0.17%		
	00252	252125	1,225.0	1.31%		
	00252	252126	1,023.0	1.09%	4.48%	UIF - Pasco
	00252	252110	1,174.0	1.25%		
	00252	252111	1,160.5	1.24%		
	00252	252113	225.5	0.24%		
	00252	252114	61.0	0.07%		
	00252	252115	102.0	0.11%		
	00252	252116	77.0	0.08%		
	00252	252117	171.0	0.18%		
	00252	252118	345.0	0.37%		
	00252	252119	245.0	0.26%		
	00252	252121	224.5	0.24%		
	00252	252122	250.5	0.27%	4.30%	UIF - Seminole
	00252	252123	260.5	0.28%		
	00252	252124	43.0	0.05%	0.32%	UIF - Orange
	00252	252128	433.3	0.46%	0.46%	UIF - Pinellas
	00252	252129	532.1	0.57%		
	00252	252130	78.8	0.08%	0.65%	UIF - Marion
	00253	253101	1,104.7	1.18%		
	00253	253102	1,030.2	1.10%	2.28%	Miles Grant
	00254	254100	197.0	0.21%		
	00254	254101	742.5	0.79%	1.00%	ACME
	00255	255100	11,797.7	12.58%		
	00255	255101	9,158.0	9.76%		
	00255	255102	4.0	0.00%	22.34%	Sanlando
	00256	256100	1,083.9	1.16%	1.16%	Sandalhaven
	00257	257100	242.0	0.26%		
	00257	257101	241.0	0.26%	0.51%	Bayside
	00259	259100	781.1	0.83%		
	00259	259101	760.7	0.81%	1.64%	Labrador
	00260	260100	1,465.0	1.56%		
	00260	260101	1,247.0	1.33%	2.89%	Pennbrooke
	00261	261100	195.2	0.21%		
00261	261101	167.2	0.18%	0.39%		Hutchinson Island

	00262	262100	203.8	0.22%		
	00262	262101	171.0	0.18%	0.40%	Sandy Creek
Louisiana	00356	356102	511.0	0.54%		
	00356	356103	493.0	0.53%		
	00356	356105	2,101.7	2.24%		
	00356	356106	2,069.9	2.21%		
	00356	356108	672.7	0.72%		
	00356	356109	661.8	0.71%		
	00356	356111	672.5		0.72%	
	00356	356112	668.5	0.71%		
	00356	356114	386.5	0.41%		
	00356	356115	363.0	0.39%		
	00356	356117	556.4	0.59%		
	00356	356118	534.6	0.57%		
	00356	356120	49.5	0.05%		
	00356	356121	47.8	0.05%		
	00356	356122	41.8	0.04%		
	00356	356124	161.0	0.17%		
	00356	356125	158.0	0.17%		
	00356	356127	105.0		0.11%	10.93% LWS
	00357	357101	4,575.8	4.88%		
	00357	357102	4,265.4	4.55%		
	00357	357104	940.8	1.00%		
	00357	357105	811.8	0.87%	11.29%	UIL
			<u>93,816.5</u>	<u>100.00%</u>	<u>100.00%</u>	



ERC COUNT 12/08  
FLORIDA REGION

w/p d-2

<u>State</u>	<u>Company</u>	<u>Business Unit</u>	<u>ERC</u>	<u>% to Total Florida</u>	
Florida	00241	241100	2,093.2	2.87%	2.87% Tierra Verde
	00242	242100	130.7	0.18%	
	00242	242101	130.7	0.18%	0.36% Lake Placid
	00245	245100	7,545.9	10.34%	
	00245	245101	1,065.0	1.46%	11.80% Alafaya
	00246	246100	1,745.0	2.39%	2.39% Longwood
	00248	248100	1,247.0	1.71%	
	00248	248101	1,145.5	1.57%	3.28% Cypress Lakes
	00249	249100	1,602.6	2.20%	
	00249	249101	908.0	1.24%	3.44% Eagle Ridge
	00250	250100	3,355.0	4.60%	4.60% Mid-County
	00251	251100	66.0	0.09%	
	00251	251101	43.0	0.06%	
	00251	251102	3,065.1	4.20%	
	00251	251103	2,966.8	4.07%	
	00251	251106	5,684.5	7.79%	16.21% LUSI
	00252	252106	1,788.3	2.45%	
	00252	252107	162.0	0.22%	
	00252	252125	1,225.0	1.68%	
	00252	252126	1,023.0	1.40%	5.75% UIF - Pasco
	00252	252110	1,174.0	1.61%	
	00252	252111	1,160.5	1.59%	
	00252	252113	225.5	0.31%	
	00252	252114	61.0	0.08%	
	00252	252115	102.0	0.14%	
	00252	252116	77.0	0.11%	
	00252	252117	171.0	0.23%	
	00252	252118	345.0	0.47%	
	00252	252119	245.0	0.34%	
	00252	252121	224.5	0.31%	
	00252	252122	250.5	0.34%	5.53% UIF - Seminole
	00252	252123	260.5	0.36%	
	00252	252124	43.0	0.06%	0.42% UIF - Orange
	00252	252128	433.3	0.59%	0.59% UIF - Pinellas
	00252	252129	532.1	0.73%	
	00252	252130	78.8	0.11%	0.84% UIF - Marion
	00253	253101	1,104.7	1.51%	
	00253	253102	1,030.2	1.41%	2.93% Miles Grant
	00254	254100	197.0	0.27%	
	00254	254101	742.5	1.02%	1.29% ACME
	00255	255100	11,797.7	16.17%	
	00255	255101	9,158.0	12.55%	
	00255	255102	4.0	0.01%	28.72% Sanlando
	00256	256100	1,083.9	1.49%	1.49% Sandalhaven
	00257	257100	242.0	0.33%	
	00257	257101	241.0	0.33%	0.66% Bayside

00259	259100	781.1	1.07%	
00259	259101	760.7	1.04%	2.11% Labrador
00260	260100	1,465.0	2.01%	
00260	260101	1,247.0	1.71%	3.72% Pennbrooke
00261	261100	195.2	0.27%	
00261	261101	167.2	0.23%	0.50% Hutchinson Island
00262	262100	203.8	0.28%	
00262	262101	171.0	0.23%	0.51% Sandy Creek
		<u>72,968.0</u>	<u>100.00%</u>	<u>100.00%</u>

ERC COUNT 12/08  
 FLORIDA FIELD EMPLOYEES

w/p d-3

<u>Neal, William</u>	<u>System</u>		<u>ERC Count (1)</u>	<u>Percentage to Total</u>	
241100	Tierra Verde	S	2,093.2	14.07%	14.07%
248100	Cypress Lakes	W	1,247.0	8.38%	
248101	Cypress Lakes	S	1,145.5	7.70%	16.09%
250100	Mid-County	S	3,355.0	22.56%	22.56%
	Utilities, Inc. of Florida				
252106	Orangewood	W	1,788.3	12.02%	
252107	Orangewood	S	162.0	1.09%	
252125	Summertree	W	1,225.0	8.24%	
252126	Summertree	S	1,023.0	6.88%	
252128	Lake Tarpon	W	433.3	2.91%	31.14%
257100	Bayside	W	242.0	1.63%	
257101	Bayside	S	241.0	1.62%	3.25%
259100	Labrador	W	781.1	5.25%	
259101	Labrador	S	760.7	5.12%	10.37%
262100	Sandy Creek	W	203.8	1.37%	
262101	Sandy Creek	S	171.0	1.15%	2.52%
			<u>14,871.9</u>	<u>100.00%</u>	<u>100.00%</u>
<u>Finchirsh, Jeffrey</u>	<u>System</u>		<u>ERC Count (1)</u>	<u>Percentage to Total</u>	
241100	Tierra Verde	S	2,093.2	31.13%	31.13%
	Utilities, Inc. of Florida				
252106	Orangewood	W	1,788.3	26.59%	
252107	Orangewood	S	162.0	2.41%	
252125	Summertree	W	1,225.0	18.22%	
252126	Summertree	S	1,023.0	15.21%	
252128	Lake Tarpon	W	433.3	6.44%	68.87%
			<u>6,724.8</u>	<u>100.00%</u>	<u>100.00%</u>
<u>Stewart, Malcolm</u>	<u>System</u>		<u>ERC Count (1)</u>	<u>Percentage to Total</u>	
242100	Lake Placid	W	130.7	3.39%	
242101	Lake Placid	S	130.7	3.39%	6.78%
249100	Eagle Ridge	S	1,602.6	41.56%	
249101	Eagle Ridge	S	908.0	23.55%	65.11%
256100	Sandalhaven	S	1,083.9	28.11%	28.11%
			<u>3,855.9</u>	<u>100.00%</u>	<u>100.00%</u>

<u>Chard, Ronald</u>		<u>System</u>	<u>ERC Count (1)</u>	<u>Percentage to Total</u>	
242100	Lake Placid	W	130.7	0.71%	
242101	Lake Placid	S	130.7	0.71%	1.42%
248100	Cypress Lakes	W	1,247.0	6.78%	
248101	Cypress Lakes	S	1,145.5	6.23%	13.01%
249100	Eagle Ridge	S	1,602.6	8.71%	
249101	Eagle Ridge	S	908.0	4.94%	13.65%
250100	Mid-County	S	3,355.0	18.24%	18.24%
Utilities, Inc. of Florida					
252106	Orangewood	W	1,788.3	9.72%	
252107	Orangewood	S	162.0	0.88%	
252125	Summertree	W	1,225.0	6.66%	
252126	Summertree	S	1,023.0	5.56%	
252128	Lake Tarpon	W	433.3	2.36%	25.18%
253101	Miles Grant	W	1,104.7	6.01%	
253102	Miles Grant	S	1,030.2	5.60%	11.61%
256100	Sandalhaven	S	1,083.9	5.89%	5.89%
257100	Bayside	W	242.0	1.32%	
257101	Bayside	S	241.0	1.31%	2.63%
259100	Labrador	W	781.1	4.25%	
259101	Labrador	S	760.7	4.14%	8.38%
			<u>18,394.7</u>	<u>100.00%</u>	<u>100.00%</u>

<u>Wilson, Michael</u>		<u>System</u>	<u>ERC Count (1)</u>	<u>Percentage to Total</u>	
242100	Lake Placid	W	130.7	0.68%	
242101	Lake Placid	S	130.7	0.68%	1.37%
248100	Cypress Lakes	W	1,247.0	6.52%	
248101	Cypress Lakes	S	1,145.5	5.99%	12.51%
249100	Eagle Ridge	S	1,602.6	8.38%	
249101	Eagle Ridge	S	908.0	4.75%	13.12%
250100	Mid-County	S	3,355.0	17.54%	17.54%
Utilities, Inc. of Florida					
252106	Orangewood	W	1,788.3	9.35%	
252107	Orangewood	S	162.0	0.85%	
252125	Summertree	W	1,225.0	6.40%	
252126	Summertree	S	1,023.0	5.35%	
252128	Lake Tarpon	W	433.3	2.26%	24.21%
253101	Miles Grant	W	1,104.7	5.77%	
253102	Miles Grant	S	1,030.2	5.38%	11.16%
256100	Sandalhaven	S	1,083.9	5.67%	5.67%
257100	Bayside	W	242.0	1.26%	
257101	Bayside	S	241.0	1.26%	2.52%
259100	Labrador	W	781.1	4.08%	
259101	Labrador	S	760.7	3.98%	8.06%
261100	Hutchinson Island	W	195.2	1.02%	
261101	Hutchinson Island	S	167.2	0.87%	1.89%
262100	Sandy Creek	W	203.8	1.07%	
262101	Sandy Creek	S	171.0	0.89%	1.96%
			<u>19,131.9</u>	<u>100.00%</u>	<u>100.00%</u>

<u>Worrell, David</u>	<u>System</u>		<u>ERC Count (1)</u>	<u>Percentage to Total</u>	
241100	Tierra Verde	S	2,093.2	20.77%	20.77%
250100	Mid-County	S	3,355.0	33.28%	33.28%
	Utilities, Inc. of Florida				
252106	Orangewood	W	1,788.3	17.74%	
252107	Orangewood	S	162.0	1.61%	
252125	Summertree	W	1,225.0	12.15%	
252126	Summertree	S	1,023.0	10.15%	
252128	Lake Tarpon	W	433.3	4.30%	45.95%
			<u>10,079.8</u>	<u>100.00%</u>	<u>100.00%</u>

<u>Anderson, Daniel</u>	<u>System</u>		<u>ERC Count (1)</u>	<u>Percentage to Total</u>	
	Utilities, Inc. of Florida				
252129	Golden Hills	W	532.1	16.01%	
252130	Golden Hills	S	78.8	2.37%	18.38%
260100	Pennbrooke	W	1,465.0	44.09%	
260101	Pennbrooke	S	1,247.0	37.53%	81.62%
			<u>3,322.9</u>	<u>100.00%</u>	<u>100.00%</u>

<u>Bailey, Alan</u> <u>Brown, Donna</u> <u>Finch, Allan</u> <u>Keys, Eugene</u> <u>Lorenzo, Alexander</u> <u>Swegheimer, James</u> <u>Tzareff, Paul</u>	<u>System</u>		<u>ERC Count (1)</u>	<u>Percentage to Total</u>	
255100	Sanlando	W	11,797.7	56.29%	
255101	Sanlando	S	9,158.0	43.69%	
255102	Sanlando	R	4.0	0.02%	100.00%
			<u>20,959.7</u>	<u>100.00%</u>	<u>100.00%</u>

<u>Blasco, Christopher</u> <u>Richardson, James</u> <u>Schwades, Charles</u> <u>Smith, Donald</u> <u>White, Donald</u>	<u>System</u>		<u>ERC Count (1)</u>	<u>Percentage to Total</u>	
	LUSI				
251100	Four Lakes	W	66.0	0.42%	
251101	Lake Saunders	W	43.0	0.27%	
251102	South	W	3,065.1	19.29%	
251103	South	S	2,966.8	18.67%	
251106	North	W	5,684.5	35.77%	74.42%
	Utilities, Inc. of Florida				
252129	Golden Hills	W	532.1	3.35%	
252130	Golden Hills	S	78.8	0.50%	3.84%
254101	ACME	N R	742.5	4.67%	4.67%
260100	Pennbrooke	W	1,465.0	9.22%	
260101	Pennbrooke	S	1,247.0	7.85%	17.07%
			<u>15,890.8</u>	<u>100.00%</u>	<u>100.00%</u>

<u>Callahan, Robert</u>	<u>System</u>	<u>ERC Count (1)</u>	<u>Percentage to Total</u>	
<u>Cooper, Robert</u>				
<u>Ebert, Shawn</u>				
<u>Galarza, Richard</u>				
<u>Hollister, Jimmie</u>				
<u>Leard, Mark</u>				
<u>Learned, Scott</u>				
<u>Marinelli, John</u>				
<u>Morrell, Matthew</u>				
<u>Pennington, Jonathan</u>				
<u>Pinder, Jeffrey</u>				
<u>Shue, Mickey</u>				
<u>Wright, Thomas</u>				
245100 Alafaya	S	7,545.9	21.16%	
245101 Alafaya	R	1,065.0	2.99%	24.15%
246100 Longwood	S	1,745.0	4.89%	4.89%
Utilities, Inc. of Florida				
252110 Weathersfield	W	1,174.0	3.29%	
252111 Weathersfield	S	1,160.5	3.25%	
252113 Oakland Shores	W	225.5	0.63%	
252114 Little Wekiva	W	61.0	0.17%	
252115 Park Ridge	W	102.0	0.29%	
252116 Phillips	W	77.0	0.22%	
252117 Crystal Lake	W	171.0	0.48%	
252118 Ravenna Park	W	345.0	0.97%	
252119 Ravenna Park	S	245.0	0.69%	
252121 Bear Lake Manor	W	224.5	0.63%	
252122 Jansen	W	250.5	0.70%	
252123 Crescent Heights	W	260.5	0.73%	
252124 Davis Shores	W	43.0	0.12%	12.17%
255100 Sanlando	W	11,797.7	33.09%	
255101 Sanlando	S	9,158.0	25.68%	
255102 Sanlando	R	4.0	0.01%	58.78%
		<u>35,655.1</u>	<u>100.00%</u>	<u>100.00%</u>

<u>Cardinal, Anthony</u>	<u>System</u>	<u>ERC Count (1)</u>	<u>Percentage to Total</u>	
<u>Habery, Stephen</u>				
<u>Schneider, Keith</u>				
Utilities, Inc. of Florida				
252106 Orangewood	W	1,788.3	38.61%	
252107 Orangewood	S	162.0	3.50%	
252125 Summertree	W	1,225.0	26.45%	
252126 Summertree	S	1,023.0	22.09%	
252128 Lake Tarpon	W	433.3	9.36%	100.00%
		<u>4,631.6</u>	<u>100.00%</u>	<u>100.00%</u>

<u>Carver, Nathaniel</u>		<u>System</u>	<u>ERC Count (1)</u>	<u>Percentage to Total</u>	
245100	Alafaya	S	7,545.9	14.85%	
245101	Alafaya	R	1,065.0	2.10%	16.95%
246100	Longwood	S	1,745.0	3.43%	3.43%
LUSI					
251100	Four Lakes	W	66.0	0.13%	
251101	Lake Saunders	W	43.0	0.08%	
251102	South	W	3,065.1	6.03%	
251103	South	S	2,966.8	5.84%	
251106	North	W	5,684.5	11.19%	23.28%
Utilities, Inc. of Florida					
252110	Weathersfield	W	1,174.0	2.31%	
252111	Weathersfield	S	1,160.5	2.28%	
252113	Oakland Shores	W	225.5	0.44%	
252114	Little Wekiva	W	61.0	0.12%	
252115	Park Ridge	W	102.0	0.20%	
252116	Phillips	W	77.0	0.15%	
252117	Crystal Lake	W	171.0	0.34%	
252118	Ravenna Park	W	345.0	0.68%	
252119	Ravenna Park	S	245.0	0.48%	
252121	Bear Lake Manor	W	224.5	0.44%	
252122	Jansen	W	250.5	0.49%	
252123	Crescent Heights	W	260.5	0.51%	
252124	Davis Shores	W	43.0	0.08%	
252129	Golden Hills	W	532.1	1.05%	
252130	Golden Hills	S	78.8	0.16%	9.74%
255100	Sanlando	W	11,797.7	23.22%	
255101	Sanlando	S	9,158.0	18.03%	
255102	Sanlando	R	4.0	0.01%	41.26%
260100	Pennbrooke	W	1,465.0	2.88%	
260101	Pennbrooke	S	1,247.0	2.45%	5.34%
			50,803.4	100.00%	100.00%

<u>Coffee Jr, John</u>		<u>System</u>	<u>ERC Count (1)</u>	<u>Percentage to Total</u>	
Utilities, Inc. of Florida					
252110	Weathersfield	W	1,174.0	4.64%	
252111	Weathersfield	S	1,160.5	4.59%	
252113	Oakland Shores	W	225.5	0.89%	
252114	Little Wekiva	W	61.0	0.24%	
252115	Park Ridge	W	102.0	0.40%	
252116	Phillips	W	77.0	0.30%	
252117	Crystal Lake	W	171.0	0.68%	
252118	Ravenna Park	W	345.0	1.36%	
252119	Ravenna Park	S	245.0	0.97%	
252121	Bear Lake Manor	W	224.5	0.89%	
252122	Jansen	W	250.5	0.99%	
252123	Crescent Heights	W	260.5	1.03%	
252124	Davis Shores	W	43.0	0.17%	17.15%
255100	Sanlando	W	11,797.7	46.63%	
255101	Sanlando	S	9,158.0	36.20%	
255102	Sanlando	R	4.0	0.02%	82.85%
			25,299.2	100.00%	100.00%

<u>Eubanks, Brian</u>	<u>System</u>		<u>ERC Count (1)</u>	<u>Percentage to Total</u>	
	LUSI				
251100	Four Lakes	W	66.0	0.44%	
251101	Lake Saunders	W	43.0	0.28%	
251102	South	W	3,065.1	20.23%	
251103	South	S	2,966.8	19.59%	
251106	North	W	5,684.5	37.53%	78.06%
	Utilities, Inc. of Florida				
252129	Golden Hills	W	532.1	3.51%	
252130	Golden Hills	S	78.8	0.52%	4.03%
260100	Pennbrooke	W	1,465.0	9.67%	
260101	Pennbrooke	S	1,247.0	8.23%	17.90%
			<u>15,148.3</u>	<u>100.00%</u>	<u>100.00%</u>

<u>Gentilucci, Domenic</u>	<u>System</u>		<u>ERC Count (1)</u>	<u>Percentage to Total</u>	
245100	Alafaya	S	7,545.9	16.60%	
245101	Alafaya	R	1,065.0	2.34%	18.94%
	LUSI				
251100	Four Lakes	W	66.0	0.15%	
251101	Lake Saunders	W	43.0	0.09%	
251102	South	W	3,065.1	6.74%	
251103	South	S	2,966.8	6.53%	
251106	North	W	5,684.5	12.50%	26.01%
	Utilities, Inc. of Florida				
252129	Golden Hills	W	532.1	1.17%	
252130	Golden Hills	S	78.8	0.17%	1.34%
255100	Sanlando	W	11,797.7	25.95%	
255101	Sanlando	S	9,158.0	20.14%	
255102	Sanlando	R	4.0	0.01%	46.10%
254101	ACME	N R	742.5	1.63%	1.63%
260100	Pennbrooke	W	1,465.0	3.22%	
260101	Pennbrooke	S	1,247.0	2.74%	5.97%
			<u>45,461.4</u>	<u>100.00%</u>	<u>100.00%</u>



<u>Gongre, Brian</u>		<u>System</u>	<u>ERC Count (1)</u>	<u>Percentage to Total</u>	
245100	Alafaya	S	7,545.9	14.64%	
245101	Alafaya	R	1,065.0	2.07%	16.71%
246100	Longwood	S	1,745.0	3.39%	3.39%
LUSI					
251100	Four Lakes	W	66.0	0.13%	
251101	Lake Saunders	W	43.0	0.08%	
251102	South	W	3,065.1	5.95%	
251103	South	S	2,966.8	5.76%	
251106	North	W	5,684.5	11.03%	22.94%
Utilities, Inc. of Florida					
252110	Weathersfield	W	1,174.0	2.28%	
252111	Weathersfield	S	1,160.5	2.25%	
252113	Oakland Shores	W	225.5	0.44%	
252114	Little Wekiva	W	61.0	0.12%	
252115	Park Ridge	W	102.0	0.20%	
252116	Phillips	W	77.0	0.15%	
252117	Crystal Lake	W	171.0	0.33%	
252118	Ravenna Park	W	345.0	0.67%	
252119	Ravenna Park	S	245.0	0.48%	
252121	Bear Lake Manor	W	224.5	0.44%	
252122	Jansen	W	250.5	0.49%	
252123	Crescent Heights	W	260.5	0.51%	
252124	Davis Shores	W	43.0	0.08%	
252129	Golden Hills	W	532.1	1.03%	
252130	Golden Hills	S	78.8	0.15%	9.60%
254101	ACME	N R	742.5	1.44%	1.44%
255100	Sanlando	W	11,797.7	22.89%	
255101	Sanlando	S	9,158.0	17.77%	
255102	Sanlando	R	4.0	0.01%	40.66%
260100	Pennbrooke	W	1,465.0	2.84%	
260101	Pennbrooke	S	1,247.0	2.42%	5.26%
			<u>51,545.9</u>	<u>100.00%</u>	<u>100.00%</u>
<u>Hogue, Raymond</u>		<u>System</u>	<u>ERC Count (1)</u>	<u>Percentage to Total</u>	
245100	Alafaya	S	7,545.9	25.52%	
245101	Alafaya	R	1,065.0	3.60%	29.12%
255100	Sanlando	W	11,797.7	39.90%	
255101	Sanlando	S	9,158.0	30.97%	
255102	Sanlando	R	4.0	0.01%	70.88%
			<u>29,570.6</u>	<u>100.00%</u>	<u>100.00%</u>
<u>McPhee, Allson</u>		<u>System</u>	<u>ERC Count (1)</u>	<u>Percentage to Total</u>	
260100	Pennbrooke	W	1,465.0	54.02%	
260101	Pennbrooke	S	1,247.0	45.98%	100.00%
			<u>2,712.0</u>	<u>100.00%</u>	<u>100.00%</u>

<u>Overton, Michael</u>	<u>System</u>		<u>ERC Count (1)</u>	<u>Percentage to Total</u>	
245101	Alafaya	R	1,065.0	4.51%	4.51%
	LUSI				
251100	Four Lakes	W	66.0	0.28%	
251101	Lake Saunders	W	43.0	0.18%	
251106	North	W	5,684.5	24.10%	24.56%
	Utilities, Inc. of Florida				
252110	Weathersfield	W	1,174.0	4.98%	
252113	Oakland Shores	W	225.5	0.96%	
252114	Little Wekiva	W	61.0	0.26%	
252115	Park Ridge	W	102.0	0.43%	
252116	Phillips	W	77.0	0.33%	
252117	Crystal Lake	W	171.0	0.72%	
252118	Ravenna Park	W	345.0	1.46%	
252121	Bear Lake Manor	W	224.5	0.95%	
252122	Jansen	W	250.5	1.06%	
252123	Crescent Heights	W	260.5	1.10%	
252124	Davis Shores	W	43.0	0.18%	
252129	Golden Hills	W	532.1	2.26%	14.69%
255100	Sanlando	W	11,797.7	50.01%	
255102	Sanlando	R	4.0	0.02%	50.03%
260100	Pennbrooke	W	1,465.0	6.21%	6.21%
			<u>23,591.3</u>	<u>100.00%</u>	<u>100.00%</u>

<u>Parrish, Raymond</u>	<u>System</u>		<u>ERC Count (1)</u>	<u>Percentage to Total</u>	
	LUSI				
	251100 Four Lakes	W	66.0	0.45%	
	251101 Lake Saunders	W	43.0	0.30%	
	251102 South	W	3,065.1	21.08%	
	251103 South	S	2,966.8	20.41%	
	251106 North	W	5,684.5	39.10%	81.34%
	260100 Pennbrooke	W	1,465.0	10.08%	
	260101 Pennbrooke	S	1,247.0	8.58%	18.66%
			<u>14,537.4</u>	<u>100.00%</u>	<u>100.00%</u>

<u>Phillips, Christopher</u>	<u>System</u>		<u>ERC Count (1)</u>	<u>Percentage to Total</u>	
	245100 Alafaya	S	7,545.9	56.78%	
	245101 Alafaya	R	1,065.0	8.01%	64.79%
	246100 Longwood	S	1,745.0	13.13%	13.13%
	Utilities, Inc. of Florida				
	252110 Weathersfield	W	1,174.0	8.83%	
	252113 Oakland Shores	W	225.5	1.70%	
	252114 Little Wekiva	W	61.0	0.46%	
	252115 Park Ridge	W	102.0	0.77%	
	252116 Phillips	W	77.0	0.58%	
	252117 Crystal Lake	W	171.0	1.29%	
	252118 Ravenna Park	W	345.0	2.60%	
	252121 Bear Lake Manor	W	224.5	1.69%	
	252122 Jansen	W	250.5	1.88%	
	252123 Crescent Heights	W	260.5	1.96%	
	252124 Davis Shores	W	43.0	0.32%	22.08%
			<u>13,289.9</u>	<u>100.00%</u>	<u>100.00%</u>

<u>Remigio, Robert</u>	<u>System</u>		<u>ERC Count (1)</u>	<u>Percentage to Total</u>	
	255100 Sanlando	W	11,797.7	99.97%	
	255102 Sanlando	R	4.0	0.03%	100.00%
			<u>11,801.7</u>	<u>100.00%</u>	<u>100.00%</u>

<u>Sillitoe, Terry</u>	<u>System</u>		<u>ERC Count (1)</u>	<u>Percentage to Total</u>	
	Utilities, Inc. of Florida				
	252110 Weathersfield	W	1,174.0	8.14%	
	252113 Oakland Shores	W	225.5	1.56%	
	252114 Little Wekiva	W	61.0	0.42%	
	252115 Park Ridge	W	102.0	0.71%	
	252116 Phillips	W	77.0	0.53%	
	252117 Crystal Lake	W	171.0	1.19%	
	252118 Ravenna Park	W	345.0	2.39%	
	252121 Bear Lake Manor	W	224.5	1.56%	
	252122 Jansen	W	250.5	1.74%	18.23%
	255100 Sanlando	W	11,797.7	81.77%	81.77%
			<u>14,428.2</u>	<u>100.00%</u>	<u>100.00%</u>

<u>Vanmeter Jr, Nathan</u>	<u>System</u>		<u>ERC Count (1)</u>	<u>Percentage to Total</u>	
	246100 Longwood	S	1,745.0	100.00%	100.00%
			<u>1,745.0</u>	<u>100.00%</u>	<u>100.00%</u>

<u>Weirzbicki, Anthony</u>	<u>System</u>		<u>ERC Count (1)</u>	<u>Percentage to Total</u>	
242100	Lake Placid	W	130.7	0.77%	
242101	Lake Placid	S	130.7	0.77%	1.54%
248100	Cypress Lakes	W	1,247.0	7.34%	
248101	Cypress Lakes	S	1,145.5	6.74%	14.08%
249100	Eagle Ridge	S	1,602.6	9.43%	
249101	Eagle Ridge	S	908.0	5.34%	14.77%
250100	Mid-County	S	3,355.0	19.74%	19.74%
	Utilities, Inc. of Florida				
252106	Orangewood	W	1,788.3	10.52%	
252107	Orangewood	S	162.0	0.95%	
252125	Summertree	W	1,225.0	7.21%	
252126	Summertree	S	1,023.0	6.02%	
252128	Lake Tarpon	W	433.3	2.55%	27.25%
256100	Sandalhaven	S	1,083.9	6.38%	6.38%
257100	Bayside	W	242.0	1.42%	
257101	Bayside	S	241.0	1.42%	2.84%
259100	Labrador	W	781.1	4.60%	
259101	Labrador	S	760.7	4.48%	9.07%
261100	Hutchinson Island	W	195.2	1.15%	
261101	Hutchinson Island	S	167.2	0.98%	2.13%
262100	Sandy Creek	W	203.8	1.20%	
262101	Sandy Creek	S	171.0	1.01%	2.21%
			<u>16,997.0</u>	<u>100.00%</u>	<u>100.00%</u>

D:\Supporting Docs - Response to Staff's First Data Request\Item 05

File Edit View Favorites Tools Help

Back Search Folders

Address D:\Supporting Docs - Response to Staff's First Data Request\Item 05

Folders	Name	Size	Type	Date Mod...
Desktop	UIF - Marion Depreciation Restatement REVISED 12-09-09.xlsx	467 KB	Microsoft ...	6/11/201...
My Documents	UIF - Orange Depreciation Restatement 12-01-09 revised.xlsx	410 KB	Microsoft ...	6/11/201...
My Computer	UIF - Pasco Depreciation Restatement 12-09-09 REVISED.xlsx	872 KB	Microsoft ...	6/11/201...
3 1/2 Floppy (A:)	UIF - Pinellas Depreciation Restatement 12-01-09 REVISED.xlsx	295 KB	Microsoft ...	6/11/201...
BIP3499 (C:)	UIF - Seminole Depreciation Restatement 12-09-09 3RD REVISI.xlsx	1,570 KB	Microsoft ...	6/11/201...
090462-WS (D:)				
Supporting Docs - Response to Sta				
Item 01				
Item 02				
Item 03				
Item 04				
Item 05				
Item 06				
Item 07				
Item 08				
Item 09				
Item 10				
Item 11				
Item 16				
BIP3499E (E:)				
Mboatwri on 'fp2\home\$' (G:)				
Wp on 'Fp1\Data\Psc\Clk' (I:)				
filings on 'fp3' (L:)				
Hg on 'Fp1\Data\Psc\Clk' (N:)				
Db on 'Fp1\Data\Psc\Clk' (Q:)				
123 on 'Fp1\Data\Psc\Clk' (R:)				
Data on 'Fp1' (S:)				
transfer on 'fp1\data\Public' (T:)				
Fp26dos on 'fp1\Data\Apps' (X:)				

5 objects (Disk free space: 0 bytes) 3.52 MB My Computer

Start Kim - Micro... Windows M... D:\Suppo... Case Mana... 1:01 PM

<b>UTILITIES, INC. OF FLORIDA - MARION COUNTY</b>				
<b>WATER SUMMARY/WASTEWATER SUMMARY</b>				
<b>ROLLFORWARD OF PLANT AND A/D</b>				
<b>ROLLFORWARD OF CIAC AND A/A</b>				
<b>2006 - 2008, 2009</b>				
	----- 2006 - 2008 -----			-- 2009 --
	Plant	A/D	Dep Exp	A/D
<b>Water UPIS</b>	(16,949)	31,680	(4,861)	(22,103)
Rounding		1	1	
	(16,949)	31,681	(4,860)	(22,103)
Less: Water General Plant Accounts to Wastewater				
353.7	(1,628)	-	-	
390.7	-	(22)	9	(9)
393.7	-	6	(12)	(57)
394.7	-	(12)	8	(11)
397.7	-	-	1	(2)
<b>Total Deductions</b>	<b>(1,628)</b>	<b>(28)</b>	<b>6</b>	<b>(79)</b>
Plus: Gen Plant from Wastewater General Plant Accounts				
303.5	(9,407)	-	-	-
304.5	(790)	1	(10)	-
340.5	-	(118)	47	(47)
<b>Total Additions</b>	<b>(10,197)</b>	<b>(117)</b>	<b>37</b>	<b>(47)</b>
<b>Water - After Allocations of General Plant</b>	<b>(25,518)</b>	<b>31,592</b>	<b>(4,829)</b>	<b>(22,071)</b>
	Plant	A/D	Dep Exp	
<b>Wastewater UPIS</b>	(0)	(6,576)	3,051	(7,923)
Rounding			1	
Plus: Gen Plant from Water General Plant Accounts	(0)	(6,576)	3,052	(7,923)
353.7	(1,628)	-	-	
390.7	-	(22)	9	(9)
393.7	-	6	(12)	(57)
394.7	-	(12)	8	(11)
397.7	-	-	1	(2)
<b>Total Additions</b>	<b>(1,628)</b>	<b>(28)</b>	<b>6</b>	<b>(79)</b>
Less: Wastewater General Plant Accounts to Water				
303.5	(9,407)	-	-	-
304.5	(790)	1	(10)	-
340.5	-	(118)	47	(47)
<b>Total Deductions</b>	<b>(10,197)</b>	<b>(117)</b>	<b>37</b>	<b>(47)</b>
<b>Wastewater - After Allocations of General Plant</b>	<b>8,569</b>	<b>(6,487)</b>	<b>3,021</b>	<b>(7,955)</b>
	Plant	A/A	Dep Exp	A/A
<b>Water CIAC</b>	-	(1,976)	284	4,417
Rounding			2	
	-	(1,976)	286	4,417
	Plant	A/A	Dep Exp	A/A
<b>Wastewater CIAC</b>	-	(104)	56	180

UTILITIES, INC. OF FLORIDA - MARION COUNTY					2006 - 2008			TOTAL ERCs	WATER ERCs	SEWER ERCs		
<b>ROLLFORWARD OF PLANT AND A/D</b>								610.9	532.1	78.8		
<b>ROLLFORWARD OF CIAC AND A/A</b>								100.0000%	87.1010%	12.8990%		
Account	Description	Year/Month	Plant Balance	A/D								
252.1020	Organization	2005	440	(1,102)								
252.1020	Organization	2006	440	(1,102)								
252.1020	Organization	Jan-07	440	(1,102)								
252.1020	Organization	Feb-07	440	(1,102)								
252.1020	Organization	Mar-07	440	(1,102)								
252.1020	Organization	Apr-07	440	(1,102)								
252.1020	Organization	May-07	440	(1,102)								
252.1020	Organization	Jun-07	440	(1,102)								
252.1020	Organization	Jul-07	440	(1,102)								
252.1020	Organization	Aug-07	440	(1,102)								
252.1020	Organization	Sep-07	440	(1,102)								
252.1020	Organization	Oct-07	440	(1,102)								
252.1020	Organization	Nov-07	440	(1,102)								
252.1020	Organization	Dec-07	440	(1,102)								
252.1020	Organization	Jan-08	440	(1,102)								
252.1020	Organization	Feb-08	440	(1,102)								
252.1020	Organization	Mar-08	440	(1,102)								
252.1020	Organization	Apr-08	440	(1,102)								
252.1020	Organization	May-08	440	(1,102)								
252.1020	Organization	Jun-08	440	(1,102)								
252.1020	Organization	Jul-08	440	(1,102)								
252.1020	Organization	Aug-08	440	(1,102)								
252.1020	Organization	Sep-08	440	(1,102)								
252.1020	Organization	Oct-08	440	(1,102)						301.1		
252.1020	Organization	Nov-08	440	(1,102)						Plant	A/D	Dep Exp
252.1020	Organization	Dec-08	440	(1,102)			13-Month Average Restated		440		(1,102)	-
							13-Month Average Per Books		298		2,883	49
							Adjustment		142		(3,985)	(49)

<u>Account</u>	<u>Description</u>	<u>Year/Month</u>	<u>Plant Balance</u>	<u>A/D</u>					
252.1030	Land & Land Rights - Source of Supply	2005	17,082	-					
252.1030	Land & Land Rights - Source of Supply	2006	17,082	-					
252.1030	Land & Land Rights - Source of Supply	Jan-07	17,082	-					
252.1030	Land & Land Rights - Source of Supply	Feb-07	17,082	-					
252.1030	Land & Land Rights - Source of Supply	Mar-07	17,082	-					
252.1030	Land & Land Rights - Source of Supply	Apr-07	17,082	-					
252.1030	Land & Land Rights - Source of Supply	May-07	17,082	-					
252.1030	Land & Land Rights - Source of Supply	Jun-07	17,082	-					
252.1030	Land & Land Rights - Source of Supply	Jul-07	17,082	-					
252.1030	Land & Land Rights - Source of Supply	Aug-07	17,082	-					
252.1030	Land & Land Rights - Source of Supply	Sep-07	17,082	-					
252.1030	Land & Land Rights - Source of Supply	Oct-07	17,082	-					
252.1030	Land & Land Rights - Source of Supply	Nov-07	17,082	-					
252.1030	Land & Land Rights - Source of Supply	Dec-07	17,082	-					
252.1030	Land & Land Rights - Source of Supply	Jan-08	17,082	-					
252.1030	Land & Land Rights - Source of Supply	Feb-08	17,082	-					
252.1030	Land & Land Rights - Source of Supply	Mar-08	17,082	-					
252.1030	Land & Land Rights - Source of Supply	Apr-08	17,082	-					
252.1030	Land & Land Rights - Source of Supply	May-08	17,082	-					
252.1030	Land & Land Rights - Source of Supply	Jun-08	17,082	-					
252.1030	Land & Land Rights - Source of Supply	Jul-08	17,082	-					
252.1030	Land & Land Rights - Source of Supply	Aug-08	17,082	-					
252.1030	Land & Land Rights - Source of Supply	Sep-08	17,082	-					
252.1030	Land & Land Rights - Source of Supply	Oct-08	17,082	-				303.2	
252.1030	Land & Land Rights - Source of Supply	Nov-08	17,082	-				Plant	
252.1030	Land & Land Rights - Source of Supply	Dec-08	17,082	-				13-Month Average Restated	17,082
								13-Month Average Per Books	4,467
								Adjustment	12,615



Account	Description	Year/Month	Plant Balance	A/D					
252.1045	Land & Land Rights - General	2005	-	-					
252.1045	Land & Land Rights - General	2006	-	-					
252.1045	Land & Land Rights - General	Jan-07	-	-					
252.1045	Land & Land Rights - General	Feb-07	-	-					
252.1045	Land & Land Rights - General	Mar-07	-	-					
252.1045	Land & Land Rights - General	Apr-07	-	-					
252.1045	Land & Land Rights - General	May-07	-	-					
252.1045	Land & Land Rights - General	Jun-07	-	-					
252.1045	Land & Land Rights - General	Jul-07	-	-					
252.1045	Land & Land Rights - General	Aug-07	-	-					
252.1045	Land & Land Rights - General	Sep-07	-	-					
252.1045	Land & Land Rights - General	Oct-07	-	-					
252.1045	Land & Land Rights - General	Nov-07	-	-					
252.1045	Land & Land Rights - General	Dec-07	-	-					
252.1045	Land & Land Rights - General	Jan-08	-	-					
252.1045	Land & Land Rights - General	Feb-08	-	-					
252.1045	Land & Land Rights - General	Mar-08	-	-					
252.1045	Land & Land Rights - General	Apr-08	-	-					
252.1045	Land & Land Rights - General	May-08	-	-					
252.1045	Land & Land Rights - General	Jun-08	-	-		303.5	(10,987)		
252.1045	Land & Land Rights - General	Jul-08	-	-		353.7	(1,628)		
252.1045	Land & Land Rights - General	Aug-08	-	-		Total	(12,615)		
252.1045	Land & Land Rights - General	Sep-08	-	-					
252.1045	Land & Land Rights - General	Oct-08	-	-			303.5/353.7		
252.1045	Land & Land Rights - General	Nov-08	-	-			Plant		
252.1045	Land & Land Rights - General	Dec-08	-	-			13-Month Average Restated	-	
							13-Month Average Per Books	12,615	
							Adjustment	(12,615)	



Account	Description	Year/Month	Plant Balance	A/D					
252.1055	Structures & Improvements - Water Treatment	2005	4,676	(26)					
252.1055	Structures & Improvements - Water Treatment	2006	11,897	2,359					
252.1055	Structures & Improvements - Water Treatment	Jan-07	11,897	2,328					
252.1055	Structures & Improvements - Water Treatment	Feb-07	11,897	2,297					
252.1055	Structures & Improvements - Water Treatment	Mar-07	11,897	2,266					
252.1055	Structures & Improvements - Water Treatment	Apr-07	11,897	2,235					
252.1055	Structures & Improvements - Water Treatment	May-07	11,897	2,204					
252.1055	Structures & Improvements - Water Treatment	Jun-07	11,897	2,173					
252.1055	Structures & Improvements - Water Treatment	Jul-07	11,897	2,142					
252.1055	Structures & Improvements - Water Treatment	Aug-07	11,897	2,111					
252.1055	Structures & Improvements - Water Treatment	Sep-07	11,897	2,080					
252.1055	Structures & Improvements - Water Treatment	Oct-07	11,897	2,049					
252.1055	Structures & Improvements - Water Treatment	Nov-07	11,897	2,018					
252.1055	Structures & Improvements - Water Treatment	Dec-07	11,897	1,987					
252.1055	Structures & Improvements - Water Treatment	Jan-08	11,897	1,956					
252.1055	Structures & Improvements - Water Treatment	Feb-08	11,897	1,925					
252.1055	Structures & Improvements - Water Treatment	Mar-08	11,897	1,894					
252.1055	Structures & Improvements - Water Treatment	Apr-08	11,897	1,863					
252.1055	Structures & Improvements - Water Treatment	May-08	11,897	1,832					
252.1055	Structures & Improvements - Water Treatment	Jun-08	11,897	1,801					
252.1055	Structures & Improvements - Water Treatment	Jul-08	11,897	1,770					
252.1055	Structures & Improvements - Water Treatment	Aug-08	11,897	1,739					
252.1055	Structures & Improvements - Water Treatment	Sep-08	11,897	1,709					
252.1055	Structures & Improvements - Water Treatment	Oct-08	11,897	1,678			304.3		
252.1055	Structures & Improvements - Water Treatment	Nov-08	11,897	1,647			Plant	A/D	Dep Exp
252.1055	Structures & Improvements - Water Treatment	Dec-08	11,897	1,616	13-Month Average Restated		11,897	1,801	372
					13-Month Average Per Books		11,897	1,789	365
					Adjustment		-	12	7

Account	Description	Year/Month	Plant Balance	A/D				
252.1080	Wells & Springs	2005	27,422	(10,608)				
252.1080	Wells & Springs	2006	27,422	(11,522)				
252.1080	Wells & Springs	Jan-07	27,422	(11,598)				
252.1080	Wells & Springs	Feb-07	27,422	(11,674)				
252.1080	Wells & Springs	Mar-07	27,422	(11,750)				
252.1080	Wells & Springs	Apr-07	27,422	(11,826)				
252.1080	Wells & Springs	May-07	27,422	(11,903)				
252.1080	Wells & Springs	Jun-07	27,422	(11,979)				
252.1080	Wells & Springs	Jul-07	27,422	(12,055)				
252.1080	Wells & Springs	Aug-07	27,422	(12,131)				
252.1080	Wells & Springs	Sep-07	27,523	(12,208)				
252.1080	Wells & Springs	Oct-07	27,625	(12,284)				
252.1080	Wells & Springs	Nov-07	27,625	(12,361)				
252.1080	Wells & Springs	Dec-07	27,625	(12,438)				
252.1080	Wells & Springs	Jan-08	27,625	(12,514)				
252.1080	Wells & Springs	Feb-08	27,625	(12,591)				
252.1080	Wells & Springs	Mar-08	27,625	(12,668)				
252.1080	Wells & Springs	Apr-08	27,625	(12,745)				
252.1080	Wells & Springs	May-08	27,625	(12,821)				
252.1080	Wells & Springs	Jun-08	27,625	(12,898)				
252.1080	Wells & Springs	Jul-08	27,625	(12,975)				
252.1080	Wells & Springs	Aug-08	27,625	(13,052)				
252.1080	Wells & Springs	Sep-08	27,625	(13,128)				
252.1080	Wells & Springs	Oct-08	27,625	(13,205)			307.2	
252.1080	Wells & Springs	Nov-08	27,625	(13,282)			Plant	A/D Dep Exp
252.1080	Wells & Springs	Dec-08	27,625	(13,359)	13-Month Average Restated		27,625	(12,898) 921
					13-Month Average Per Books		27,625	(13,021) 1,167
					Adjustment		-	123 (246)



Account	Description	Year/Month	Plant Balance	A/D					
252.1105	Electric Pump Equipment - Water Treatment	2005	91,699	(23,976)					
252.1105	Electric Pump Equipment - Water Treatment	2006	96,742	(27,299)					
252.1105	Electric Pump Equipment - Water Treatment	Jan-07	96,742	(27,702)					
252.1105	Electric Pump Equipment - Water Treatment	Feb-07	96,742	(28,105)					
252.1105	Electric Pump Equipment - Water Treatment	Mar-07	96,773	(28,509)					
252.1105	Electric Pump Equipment - Water Treatment	Apr-07	96,773	(28,912)					
252.1105	Electric Pump Equipment - Water Treatment	May-07	96,773	(29,315)					
252.1105	Electric Pump Equipment - Water Treatment	Jun-07	96,773	(29,718)					
252.1105	Electric Pump Equipment - Water Treatment	Jul-07	96,773	(30,122)					
252.1105	Electric Pump Equipment - Water Treatment	Aug-07	96,773	(30,525)					
252.1105	Electric Pump Equipment - Water Treatment	Sep-07	96,773	(30,928)					
252.1105	Electric Pump Equipment - Water Treatment	Oct-07	96,773	(31,331)					
252.1105	Electric Pump Equipment - Water Treatment	Nov-07	96,773	(31,734)					
252.1105	Electric Pump Equipment - Water Treatment	Dec-07	96,773	(32,138)					
252.1105	Electric Pump Equipment - Water Treatment	Jan-08	105,999	(32,579)					
252.1105	Electric Pump Equipment - Water Treatment	Feb-08	105,999	(33,021)					
252.1105	Electric Pump Equipment - Water Treatment	Mar-08	105,999	(33,463)					
252.1105	Electric Pump Equipment - Water Treatment	Apr-08	109,873	(33,920)					
252.1105	Electric Pump Equipment - Water Treatment	May-08	109,873	(34,378)					
252.1105	Electric Pump Equipment - Water Treatment	Jun-08	109,873	(34,836)					
252.1105	Electric Pump Equipment - Water Treatment	Jul-08	109,873	(35,294)					
252.1105	Electric Pump Equipment - Water Treatment	Aug-08	109,873	(35,752)					
252.1105	Electric Pump Equipment - Water Treatment	Sep-08	109,873	(36,209)					
252.1105	Electric Pump Equipment - Water Treatment	Oct-08	109,873	(36,667)			311.3		
252.1105	Electric Pump Equipment - Water Treatment	Nov-08	109,873	(37,125)			Plant	A/D	Dep Exp
252.1105	Electric Pump Equipment - Water Treatment	Dec-08	110,261	(37,584)	13-Month Average Restated		108,002	(34,844)	5,447
					13-Month Average Per Books		124,951	(54,856)	6,991
						Adjustment	(16,949)	20,012	(1,544)

Account	Description	Year/Month	Plant Balance	A/D				
252.1115	Water Treatment Equipment	2005	31,782	(9,425)				
252.1115	Water Treatment Equipment	2006	31,876	(10,870)				
252.1115	Water Treatment Equipment	Jan-07	31,876	(10,991)				
252.1115	Water Treatment Equipment	Feb-07	31,876	(11,111)				
252.1115	Water Treatment Equipment	Mar-07	31,938	(11,232)				
252.1115	Water Treatment Equipment	Apr-07	31,938	(11,353)				
252.1115	Water Treatment Equipment	May-07	31,938	(11,474)				
252.1115	Water Treatment Equipment	Jun-07	32,126	(11,596)				
252.1115	Water Treatment Equipment	Jul-07	32,126	(11,718)				
252.1115	Water Treatment Equipment	Aug-07	32,126	(11,839)				
252.1115	Water Treatment Equipment	Sep-07	32,363	(11,962)				
252.1115	Water Treatment Equipment	Oct-07	32,702	(12,086)				
252.1115	Water Treatment Equipment	Nov-07	32,770	(12,210)				
252.1115	Water Treatment Equipment	Dec-07	32,770	(12,334)				
252.1115	Water Treatment Equipment	Jan-08	32,770	(12,458)				
252.1115	Water Treatment Equipment	Feb-08	32,770	(12,582)				
252.1115	Water Treatment Equipment	Mar-08	32,770	(12,706)				
252.1115	Water Treatment Equipment	Apr-08	32,770	(12,831)				
252.1115	Water Treatment Equipment	May-08	32,770	(12,955)				
252.1115	Water Treatment Equipment	Jun-08	32,770	(13,079)				
252.1115	Water Treatment Equipment	Jul-08	32,770	(13,203)				
252.1115	Water Treatment Equipment	Aug-08	32,770	(13,327)				
252.1115	Water Treatment Equipment	Sep-08	32,770	(13,451)				
252.1115	Water Treatment Equipment	Oct-08	32,770	(13,575)			320.3	
252.1115	Water Treatment Equipment	Nov-08	32,770	(13,699)			Plant	A/D Dep Exp
252.1115	Water Treatment Equipment	Dec-08	32,770	(13,824)	13-Month Average Restated		32,770	(13,079) 1,490
					13-Month Average Per Books		32,770	(13,118) 1,505
					Adjustment		-	39 (15)

<u>Account</u>	<u>Description</u>	<u>Year/Month</u>	<u>Plant Balance</u>	<u>A/D</u>					
252.1120	Distribution Reservoirs & Standpipes	2005	39,862	22,034					
252.1120	Distribution Reservoirs & Standpipes	2006	40,813	20,944					
252.1120	Distribution Reservoirs & Standpipes	Jan-07	40,813	20,853					
252.1120	Distribution Reservoirs & Standpipes	Feb-07	40,813	20,761					
252.1120	Distribution Reservoirs & Standpipes	Mar-07	41,558	20,667					
252.1120	Distribution Reservoirs & Standpipes	Apr-07	41,558	20,573					
252.1120	Distribution Reservoirs & Standpipes	May-07	41,558	20,480					
252.1120	Distribution Reservoirs & Standpipes	Jun-07	41,558	20,386					
252.1120	Distribution Reservoirs & Standpipes	Jul-07	41,558	20,293					
252.1120	Distribution Reservoirs & Standpipes	Aug-07	41,954	21,523					
252.1120	Distribution Reservoirs & Standpipes	Sep-07	41,954	21,429					
252.1120	Distribution Reservoirs & Standpipes	Oct-07	41,954	21,334					
252.1120	Distribution Reservoirs & Standpipes	Nov-07	41,954	21,240					
252.1120	Distribution Reservoirs & Standpipes	Dec-07	41,954	21,145					
252.1120	Distribution Reservoirs & Standpipes	Jan-08	41,954	21,051					
252.1120	Distribution Reservoirs & Standpipes	Feb-08	41,954	20,956					
252.1120	Distribution Reservoirs & Standpipes	Mar-08	41,954	20,862					
252.1120	Distribution Reservoirs & Standpipes	Apr-08	41,954	20,767					
252.1120	Distribution Reservoirs & Standpipes	May-08	41,954	20,673					
252.1120	Distribution Reservoirs & Standpipes	Jun-08	41,954	20,578					
252.1120	Distribution Reservoirs & Standpipes	Jul-08	41,954	20,484					
252.1120	Distribution Reservoirs & Standpipes	Aug-08	41,954	20,389					
252.1120	Distribution Reservoirs & Standpipes	Sep-08	41,954	20,295					
252.1120	Distribution Reservoirs & Standpipes	Oct-08	41,954	20,200			330.4		
252.1120	Distribution Reservoirs & Standpipes	Nov-08	41,954	20,106			Plant	A/D	Dep Exp
252.1120	Distribution Reservoirs & Standpipes	Dec-08	41,954	20,011	13-Month Average Restated		41,954	20,578	1,134
					13-Month Average Per Books		41,954	15,612	2,674
					Adjustment		-	4,966	(1,540)



Account	Description	Year/Month	Plant Balance	A/D					
252.1125	Transmission & Distribution Mains	2005	240,059	(117,034)					
252.1125	Transmission & Distribution Mains	2006	242,814	(121,625)					
252.1125	Transmission & Distribution Mains	Jan-07	242,814	(122,095)					
252.1125	Transmission & Distribution Mains	Feb-07	242,814	(122,566)					
252.1125	Transmission & Distribution Mains	Mar-07	242,876	(123,037)					
252.1125	Transmission & Distribution Mains	Apr-07	242,876	(123,507)					
252.1125	Transmission & Distribution Mains	May-07	242,876	(123,978)					
252.1125	Transmission & Distribution Mains	Jun-07	242,876	(124,449)					
252.1125	Transmission & Distribution Mains	Jul-07	243,056	(124,379)					
252.1125	Transmission & Distribution Mains	Aug-07	243,056	(124,850)					
252.1125	Transmission & Distribution Mains	Sep-07	243,667	(125,322)					
252.1125	Transmission & Distribution Mains	Oct-07	243,667	(125,794)					
252.1125	Transmission & Distribution Mains	Nov-07	243,667	(126,266)					
252.1125	Transmission & Distribution Mains	Dec-07	243,667	(126,739)					
252.1125	Transmission & Distribution Mains	Jan-08	243,667	(127,211)					
252.1125	Transmission & Distribution Mains	Feb-08	243,667	(127,683)					
252.1125	Transmission & Distribution Mains	Mar-08	246,288	(128,160)					
252.1125	Transmission & Distribution Mains	Apr-08	246,288	(128,638)					
252.1125	Transmission & Distribution Mains	May-08	246,288	(129,115)					
252.1125	Transmission & Distribution Mains	Jun-08	246,288	(129,592)					
252.1125	Transmission & Distribution Mains	Jul-08	246,288	(130,070)					
252.1125	Transmission & Distribution Mains	Aug-08	246,288	(130,547)					
252.1125	Transmission & Distribution Mains	Sep-08	247,340	(131,026)					
252.1125	Transmission & Distribution Mains	Oct-08	247,340	(131,506)			331.4		
252.1125	Transmission & Distribution Mains	Nov-08	247,814	(131,986)			Plant	A/D	Dep Exp
252.1125	Transmission & Distribution Mains	Dec-08	248,052	(132,466)	13-Month Average Restated		246,098	(129,595)	5,728
					13-Month Average Per Books		246,098	(127,699)	5,305
						Adjustment	-	(1,896)	423

Account	Description	Year/Month	Plant Balance	A/D				
252.1130	Service Lines	2005	98,732	(31,926)				
252.1130	Service Lines	2006	106,438	(32,207)				
252.1130	Service Lines	Jan-07	106,360	(32,429)				
252.1130	Service Lines	Feb-07	106,360	(32,651)				
252.1130	Service Lines	Mar-07	106,360	(32,872)				
252.1130	Service Lines	Apr-07	106,360	(33,094)				
252.1130	Service Lines	May-07	106,360	(33,315)				
252.1130	Service Lines	Jun-07	106,360	(33,537)				
252.1130	Service Lines	Jul-07	106,360	(33,758)				
252.1130	Service Lines	Aug-07	106,360	(33,980)				
252.1130	Service Lines	Sep-07	106,360	(34,202)				
252.1130	Service Lines	Oct-07	106,360	(34,423)				
252.1130	Service Lines	Nov-07	106,360	(34,645)				
252.1130	Service Lines	Dec-07	106,360	(34,866)				
252.1130	Service Lines	Jan-08	106,360	(35,088)				
252.1130	Service Lines	Feb-08	106,360	(35,310)				
252.1130	Service Lines	Mar-08	106,360	(35,531)				
252.1130	Service Lines	Apr-08	106,360	(35,753)				
252.1130	Service Lines	May-08	106,360	(35,974)				
252.1130	Service Lines	Jun-08	106,360	(36,196)				
252.1130	Service Lines	Jul-08	106,360	(36,417)				
252.1130	Service Lines	Aug-08	106,360	(36,639)				
252.1130	Service Lines	Sep-08	106,912	(36,862)				
252.1130	Service Lines	Oct-08	106,912	(37,085)			333.4	
252.1130	Service Lines	Nov-08	106,912	(37,307)			Plant	A/D Dep Exp
252.1130	Service Lines	Dec-08	109,712	(37,536)	13-Month Average Restated		106,745	(36,197) 2,669
					13-Month Average Per Books		106,745	(36,383) 2,758
					Adjustment		-	186 (88)

<u>Account</u>	<u>Description</u>	<u>Year/Month</u>	<u>Plant Balance</u>	<u>A/D</u>						
252.1135	Meters	2005	36,865	(6,891)						
252.1135	Meters	2006	36,865	(8,734)						
252.1135	Meters	Jan-07	36,865	(8,888)						
252.1135	Meters	Feb-07	37,485	(9,044)						
252.1135	Meters	Mar-07	37,485	(9,200)						
252.1135	Meters	Apr-07	37,485	(9,356)						
252.1135	Meters	May-07	37,485	(9,513)						
252.1135	Meters	Jun-07	37,485	(9,669)						
252.1135	Meters	Jul-07	37,485	(9,825)						
252.1135	Meters	Aug-07	37,485	(9,981)						
252.1135	Meters	Sep-07	37,485	(10,137)						
252.1135	Meters	Oct-07	37,485	(10,294)						
252.1135	Meters	Nov-07	37,485	(10,450)						
252.1135	Meters	Dec-07	37,485	(10,606)						
252.1135	Meters	Jan-08	37,485	(10,762)						
252.1135	Meters	Feb-08	37,485	(10,918)						
252.1135	Meters	Mar-08	37,485	(11,074)						
252.1135	Meters	Apr-08	37,485	(11,231)						
252.1135	Meters	May-08	37,485	(11,387)						
252.1135	Meters	Jun-08	37,485	(11,543)						
252.1135	Meters	Jul-08	37,485	(11,699)						
252.1135	Meters	Aug-08	37,485	(11,855)						
252.1135	Meters	Sep-08	37,485	(12,012)						
252.1135	Meters	Oct-08	37,485	(12,168)			334.4			
252.1135	Meters	Nov-08	37,485	(12,324)			Plant	A/D	Dep Exp	
252.1135	Meters	Dec-08	37,485	(12,480)			13-Month Average Restated	37,485	(11,543)	1,874
							13-Month Average Per Books	37,485	(13,931)	2,110
							Adjustment	-	2,388	(236)

Account	Description	Year/Month	Plant Balance	A/D					
252.1140	Meter Installations	2005	7,564	(1,682)					
252.1140	Meter Installations	2006	9,317	(2,102)					
252.1140	Meter Installations	Jan-07	9,317	(2,141)					
252.1140	Meter Installations	Feb-07	9,317	(2,180)					
252.1140	Meter Installations	Mar-07	9,880	(2,221)					
252.1140	Meter Installations	Apr-07	9,880	(2,262)					
252.1140	Meter Installations	May-07	9,880	(2,303)					
252.1140	Meter Installations	Jun-07	9,942	(2,345)					
252.1140	Meter Installations	Jul-07	9,942	(2,386)					
252.1140	Meter Installations	Aug-07	9,942	(2,428)					
252.1140	Meter Installations	Sep-07	10,112	(2,470)					
252.1140	Meter Installations	Oct-07	10,247	(2,512)					
252.1140	Meter Installations	Nov-07	10,553	(2,556)					
252.1140	Meter Installations	Dec-07	10,553	(2,600)					
252.1140	Meter Installations	Jan-08	10,553	(2,644)					
252.1140	Meter Installations	Feb-08	10,553	(2,688)					
252.1140	Meter Installations	Mar-08	10,553	(2,732)					
252.1140	Meter Installations	Apr-08	10,553	(2,776)					
252.1140	Meter Installations	May-08	10,553	(2,820)					
252.1140	Meter Installations	Jun-08	10,553	(2,864)					
252.1140	Meter Installations	Jul-08	10,553	(2,908)					
252.1140	Meter Installations	Aug-08	10,553	(2,952)					
252.1140	Meter Installations	Sep-08	10,553	(2,996)					
252.1140	Meter Installations	Oct-08	10,553	(3,040)			334.4		
252.1140	Meter Installations	Nov-08	10,553	(3,084)			Plant	A/D	Dep Exp
252.1140	Meter Installations	Dec-08	10,553	(3,128)	13-Month Average Restated		10,553	(2,864)	528
					13-Month Average Per Books		10,553	(2,856)	528
						Adjustment	-	(8)	(0)

Account	Description	Year/Month	Plant Balance	A/D				
252.1145	Hydrants	2005	20,814	(8,742)				
252.1145	Hydrants	2006	20,814	(9,205)				
252.1145	Hydrants	Jan-07	20,814	(9,243)				
252.1145	Hydrants	Feb-07	20,814	(9,282)				
252.1145	Hydrants	Mar-07	20,814	(9,320)				
252.1145	Hydrants	Apr-07	20,814	(9,359)				
252.1145	Hydrants	May-07	20,814	(9,397)				
252.1145	Hydrants	Jun-07	20,876	(9,436)				
252.1145	Hydrants	Jul-07	20,876	(9,475)				
252.1145	Hydrants	Aug-07	20,876	(9,513)				
252.1145	Hydrants	Sep-07	20,876	(9,552)				
252.1145	Hydrants	Oct-07	20,876	(9,591)				
252.1145	Hydrants	Nov-07	20,876	(9,629)				
252.1145	Hydrants	Dec-07	20,876	(9,668)				
252.1145	Hydrants	Jan-08	20,876	(9,707)				
252.1145	Hydrants	Feb-08	20,876	(9,745)				
252.1145	Hydrants	Mar-08	20,876	(9,784)				
252.1145	Hydrants	Apr-08	20,876	(9,823)				
252.1145	Hydrants	May-08	20,876	(9,861)				
252.1145	Hydrants	Jun-08	20,876	(9,900)				
252.1145	Hydrants	Jul-08	20,876	(9,938)				
252.1145	Hydrants	Aug-08	20,876	(9,977)				
252.1145	Hydrants	Sep-08	20,876	(10,016)				
252.1145	Hydrants	Oct-08	21,526	(10,056)			335.4	
252.1145	Hydrants	Nov-08	20,876	(10,094)			Plant	A/D
252.1145	Hydrants	Dec-08	20,876	(10,133)	13-Month Average Restated		20,926	(9,900)
					13-Month Average Per Books		20,926	(11,812)
					Adjustment		-	1,912
								(30)

<u>Account</u>	<u>Description</u>	<u>Year/Month</u>	<u>Plant Balance</u>	<u>A/D</u>				
252.1150	Backflow Prevention Devices	2005	-	-				
252.1150	Backflow Prevention Devices	2006	-	-				
252.1150	Backflow Prevention Devices	Jan-07	-	-				
252.1150	Backflow Prevention Devices	Feb-07	-	-				
252.1150	Backflow Prevention Devices	Mar-07	-	-				
252.1150	Backflow Prevention Devices	Apr-07	-	-				
252.1150	Backflow Prevention Devices	May-07	-	-				
252.1150	Backflow Prevention Devices	Jun-07	-	-				
252.1150	Backflow Prevention Devices	Jul-07	-	-				
252.1150	Backflow Prevention Devices	Aug-07	-	-				
252.1150	Backflow Prevention Devices	Sep-07	-	-				
252.1150	Backflow Prevention Devices	Oct-07	-	-				
252.1150	Backflow Prevention Devices	Nov-07	-	-				
252.1150	Backflow Prevention Devices	Dec-07	-	-				
252.1150	Backflow Prevention Devices	Jan-08	-	-				
252.1150	Backflow Prevention Devices	Feb-08	-	-				
252.1150	Backflow Prevention Devices	Mar-08	-	-				
252.1150	Backflow Prevention Devices	Apr-08	-	-				
252.1150	Backflow Prevention Devices	May-08	-	-				
252.1150	Backflow Prevention Devices	Jun-08	-	-				
252.1150	Backflow Prevention Devices	Jul-08	-	-				
252.1150	Backflow Prevention Devices	Aug-08	644	(4)				
252.1150	Backflow Prevention Devices	Sep-08	916	(9)				
252.1150	Backflow Prevention Devices	Oct-08	916	(14)		336.4		
252.1150	Backflow Prevention Devices	Nov-08	916	(19)		Plant	A/D	Dep Exp
252.1150	Backflow Prevention Devices	Dec-08	916	(24)	13-Month Average Restated	331	(5)	24
					13-Month Average Per Books	331	(1)	5
					Adjustment	-	(4)	19

Account	Description	Year/Month	Plant Balance	A/D					
252.1180	Office Furniture & Equipment	2005	1,016	-					
252.1180	Office Furniture & Equipment	2006	1,016	(68)					
252.1180	Office Furniture & Equipment	Jan-07	1,016	(73)					
252.1180	Office Furniture & Equipment	Feb-07	1,016	(79)					
252.1180	Office Furniture & Equipment	Mar-07	1,016	(85)					
252.1180	Office Furniture & Equipment	Apr-07	1,016	(90)					
252.1180	Office Furniture & Equipment	May-07	1,016	(96)					
252.1180	Office Furniture & Equipment	Jun-07	1,016	(102)					
252.1180	Office Furniture & Equipment	Jul-07	1,016	(107)					
252.1180	Office Furniture & Equipment	Aug-07	1,016	(113)					
252.1180	Office Furniture & Equipment	Sep-07	1,016	(119)					
252.1180	Office Furniture & Equipment	Oct-07	1,016	(124)					
252.1180	Office Furniture & Equipment	Nov-07	1,016	(130)					
252.1180	Office Furniture & Equipment	Dec-07	1,016	(135)					
252.1180	Office Furniture & Equipment	Jan-08	1,016	(141)					
252.1180	Office Furniture & Equipment	Feb-08	1,016	(147)					
252.1180	Office Furniture & Equipment	Mar-08	1,016	(152)					
252.1180	Office Furniture & Equipment	Apr-08	1,016	(158)					
252.1180	Office Furniture & Equipment	May-08	1,016	(164)					
252.1180	Office Furniture & Equipment	Jun-08	1,016	(169)		340.5	-	(147)	59
252.1180	Office Furniture & Equipment	Jul-08	1,016	(175)		390.7	-	(22)	9
252.1180	Office Furniture & Equipment	Aug-08	1,016	(181)		Total	-	(169)	68
252.1180	Office Furniture & Equipment	Sep-08	1,016	(186)					
252.1180	Office Furniture & Equipment	Oct-08	1,016	(192)			340.5/390.7		
252.1180	Office Furniture & Equipment	Nov-08	1,016	(198)			Plant	A/D	Dep Exp
252.1180	Office Furniture & Equipment	Dec-08	1,016	(203)		13-Month Average Restated	1,016	(169)	68
						13-Month Average Per Books	1,016	-	-
						Adjustment	-	(169)	68

Account	Description	Year/Month	Plant Balance	A/D					
252.1190	Tools, Shop, & Miscellaneous Equipment	2005	5,885	(535)					
252.1190	Tools, Shop, & Miscellaneous Equipment	2006	7,028	(923)					
252.1190	Tools, Shop, & Miscellaneous Equipment	Jan-07	7,028	(959)					
252.1190	Tools, Shop, & Miscellaneous Equipment	Feb-07	7,028	(996)					
252.1190	Tools, Shop, & Miscellaneous Equipment	Mar-07	7,058	(1,033)					
252.1190	Tools, Shop, & Miscellaneous Equipment	Apr-07	7,058	(1,070)					
252.1190	Tools, Shop, & Miscellaneous Equipment	May-07	7,058	(1,106)					
252.1190	Tools, Shop, & Miscellaneous Equipment	Jun-07	7,058	(1,143)					
252.1190	Tools, Shop, & Miscellaneous Equipment	Jul-07	7,058	(1,180)					
252.1190	Tools, Shop, & Miscellaneous Equipment	Aug-07	7,058	(1,217)					
252.1190	Tools, Shop, & Miscellaneous Equipment	Sep-07	7,058	(1,253)					
252.1190	Tools, Shop, & Miscellaneous Equipment	Oct-07	7,058	(1,290)					
252.1190	Tools, Shop, & Miscellaneous Equipment	Nov-07	7,058	(1,327)					
252.1190	Tools, Shop, & Miscellaneous Equipment	Dec-07	7,058	(1,364)					
252.1190	Tools, Shop, & Miscellaneous Equipment	Jan-08	7,058	(1,400)					
252.1190	Tools, Shop, & Miscellaneous Equipment	Feb-08	7,058	(1,437)					
252.1190	Tools, Shop, & Miscellaneous Equipment	Mar-08	7,058	(1,474)					
252.1190	Tools, Shop, & Miscellaneous Equipment	Apr-08	7,058	(1,511)					
252.1190	Tools, Shop, & Miscellaneous Equipment	May-08	7,058	(1,547)					
252.1190	Tools, Shop, & Miscellaneous Equipment	Jun-08	7,058	(1,584)		343.5	-	38	(81)
252.1190	Tools, Shop, & Miscellaneous Equipment	Jul-08	7,058	(1,621)		393.7	-	6	(12)
252.1190	Tools, Shop, & Miscellaneous Equipment	Aug-08	7,058	(1,658)			-	44	(93)
252.1190	Tools, Shop, & Miscellaneous Equipment	Sep-08	7,058	(1,694)					
252.1190	Tools, Shop, & Miscellaneous Equipment	Oct-08	7,058	(1,731)			343.5/393.7		
252.1190	Tools, Shop, & Miscellaneous Equipment	Nov-08	7,058	(1,768)			Plant	A/D	Dep Exp
252.1190	Tools, Shop, & Miscellaneous Equipment	Dec-08	7,058	(1,805)		13-Month Average Restated	7,058	(1,584)	441
						13-Month Average Per Books	7,058	(1,628)	534
						Adjustment	-	44	(93)



<u>Account</u>	<u>Description</u>	<u>Year/Month</u>	<u>Plant Balance</u>	<u>A/D</u>						
252.1195	Laboratory Equipment	2005	1,282	(494)						
252.1195	Laboratory Equipment	2006	1,282	(579)						
252.1195	Laboratory Equipment	Jan-07	1,282	(587)						
252.1195	Laboratory Equipment	Feb-07	1,282	(594)						
252.1195	Laboratory Equipment	Mar-07	1,282	(601)						
252.1195	Laboratory Equipment	Apr-07	1,282	(608)						
252.1195	Laboratory Equipment	May-07	1,282	(615)						
252.1195	Laboratory Equipment	Jun-07	1,282	(622)						
252.1195	Laboratory Equipment	Jul-07	1,282	(629)						
252.1195	Laboratory Equipment	Aug-07	1,282	(636)						
252.1195	Laboratory Equipment	Sep-07	1,282	(644)						
252.1195	Laboratory Equipment	Oct-07	1,282	(651)						
252.1195	Laboratory Equipment	Nov-07	1,282	(658)						
252.1195	Laboratory Equipment	Dec-07	1,282	(665)						
252.1195	Laboratory Equipment	Jan-08	1,282	(672)						
252.1195	Laboratory Equipment	Feb-08	1,282	(679)						
252.1195	Laboratory Equipment	Mar-08	1,282	(686)						
252.1195	Laboratory Equipment	Apr-08	1,282	(693)						
252.1195	Laboratory Equipment	May-08	1,282	(701)						
252.1195	Laboratory Equipment	Jun-08	1,282	(708)	344.5	-	(84)	56		
252.1195	Laboratory Equipment	Jul-08	1,282	(715)	394.7	-	(12)	8		
252.1195	Laboratory Equipment	Aug-08	1,282	(722)		-	(96)	64		
252.1195	Laboratory Equipment	Sep-08	1,282	(729)						
252.1195	Laboratory Equipment	Oct-08	1,282	(736)		344.5/394.7				
252.1195	Laboratory Equipment	Nov-08	1,282	(743)			Plant	A/D	Dep Exp	
252.1195	Laboratory Equipment	Dec-08	1,282	(750)			1,282	(708)	85	
							13-Month Average Restated			
							1,282	(612)	22	
							13-Month Average Per Books			
							Adjustment	-	(96)	64

Account	Description	Year/Month	Plant Balance	A/D					
252.1210	Miscellaneous Equipment - Water	2005	-	-					
252.1210	Miscellaneous Equipment - Water	2006	-	-					
252.1210	Miscellaneous Equipment - Water	Jan-07	-	-					
252.1210	Miscellaneous Equipment - Water	Feb-07	-	-					
252.1210	Miscellaneous Equipment - Water	Mar-07	-	-					
252.1210	Miscellaneous Equipment - Water	Apr-07	-	-					
252.1210	Miscellaneous Equipment - Water	May-07	-	-					
252.1210	Miscellaneous Equipment - Water	Jun-07	-	-					
252.1210	Miscellaneous Equipment - Water	Jul-07	-	-					
252.1210	Miscellaneous Equipment - Water	Aug-07	-	-					
252.1210	Miscellaneous Equipment - Water	Sep-07	-	-					
252.1210	Miscellaneous Equipment - Water	Oct-07	-	-					
252.1210	Miscellaneous Equipment - Water	Nov-07	-	-					
252.1210	Miscellaneous Equipment - Water	Dec-07	-	-					
252.1210	Miscellaneous Equipment - Water	Jan-08	-	-					
252.1210	Miscellaneous Equipment - Water	Feb-08	-	-					
252.1210	Miscellaneous Equipment - Water	Mar-08	-	-					
252.1210	Miscellaneous Equipment - Water	Apr-08	-	-					
252.1210	Miscellaneous Equipment - Water	May-08	-	-					
252.1210	Miscellaneous Equipment - Water	Jun-08	-	-		347.5	-	(1)	4
252.1210	Miscellaneous Equipment - Water	Jul-08	-	-		397.7	-	-	1
252.1210	Miscellaneous Equipment - Water	Aug-08	280	(2)			-	(1)	5
252.1210	Miscellaneous Equipment - Water	Sep-08	280	(3)					
252.1210	Miscellaneous Equipment - Water	Oct-08	280	(5)			347.5/397.7		
252.1210	Miscellaneous Equipment - Water	Nov-08	280	(6)			Plant	A/D	Dep Exp
252.1210	Miscellaneous Equipment - Water	Dec-08	280	(8)		13-Month Average Restated	108	(2)	8
						13-Month Average Per Books	108	(1)	2
						Adjustment	-	(1)	5

Account	Description	Year/Month	Plant Balance	A/D					
252.1220	Other Tangible Plant - Water	2005	(12,646)	4,059					
252.1220	Other Tangible Plant - Water	2006	(12,646)	5,324					
252.1220	Other Tangible Plant - Water	Jan-07	(12,646)	5,429					
252.1220	Other Tangible Plant - Water	Feb-07	(12,646)	5,534					
252.1220	Other Tangible Plant - Water	Mar-07	(12,646)	5,640					
252.1220	Other Tangible Plant - Water	Apr-07	(12,646)	5,745					
252.1220	Other Tangible Plant - Water	May-07	(12,646)	5,851					
252.1220	Other Tangible Plant - Water	Jun-07	(12,646)	5,956					
252.1220	Other Tangible Plant - Water	Jul-07	(12,646)	6,061					
252.1220	Other Tangible Plant - Water	Aug-07	(12,646)	6,167					
252.1220	Other Tangible Plant - Water	Sep-07	(12,646)	6,272					
252.1220	Other Tangible Plant - Water	Oct-07	(12,646)	6,377					
252.1220	Other Tangible Plant - Water	Nov-07	(12,646)	6,483					
252.1220	Other Tangible Plant - Water	Dec-07	(12,646)	6,588					
252.1220	Other Tangible Plant - Water	Jan-08	(12,646)	6,694					
252.1220	Other Tangible Plant - Water	Feb-08	(12,646)	6,799					
252.1220	Other Tangible Plant - Water	Mar-08	(12,646)	6,904					
252.1220	Other Tangible Plant - Water	Apr-08	(12,646)	7,010					
252.1220	Other Tangible Plant - Water	May-08	(12,646)	7,115					
252.1220	Other Tangible Plant - Water	Jun-08	(12,646)	7,221					
252.1220	Other Tangible Plant - Water	Jul-08	(12,646)	7,326					
252.1220	Other Tangible Plant - Water	Aug-08	(12,646)	7,431					
252.1220	Other Tangible Plant - Water	Sep-08	(12,646)	7,537					
252.1220	Other Tangible Plant - Water	Oct-08	(12,646)	7,642			348.5		
252.1220	Other Tangible Plant - Water	Nov-08	(12,646)	7,747			Plant	A/D	Dep Exp
252.1220	Other Tangible Plant - Water	Dec-08	(12,646)	7,853	13-Month Average Restated	(12,646)	7,221	(1,265)	
					13-Month Average Per Books	(12,504)	-	-	
					Adjustment	(142)	7,221	(1,265)	

<u>Account</u>	<u>Description</u>	<u>Year/Month</u>	<u>Plant Balance</u>	<u>A/D</u>					
252.1245	Organization	2005	-	-					
252.1245	Organization	2006	-	-					
252.1245	Organization	Jan-07	-	-					
252.1245	Organization	Feb-07	-	-					
252.1245	Organization	Mar-07	-	-					
252.1245	Organization	Apr-07	-	-					
252.1245	Organization	May-07	-	-					
252.1245	Organization	Jun-07	-	-					
252.1245	Organization	Jul-07	-	-					
252.1245	Organization	Aug-07	-	-					
252.1245	Organization	Sep-07	-	-					
252.1245	Organization	Oct-07	-	-					
252.1245	Organization	Nov-07	-	-					
252.1245	Organization	Dec-07	-	-					
252.1245	Organization	Jan-08	-	-					
252.1245	Organization	Feb-08	-	-					
252.1245	Organization	Mar-08	-	-					
252.1245	Organization	Apr-08	-	-					
252.1245	Organization	May-08	-	-					
252.1245	Organization	Jun-08	-	-					
252.1245	Organization	Jul-08	-	-					
252.1245	Organization	Aug-08	-	-					
252.1245	Organization	Sep-08	-	-					
252.1245	Organization	Oct-08	-	-			351.1		
252.1245	Organization	Nov-08	-	-			Plant	A/D	Dep Exp
252.1245	Organization	Dec-08	-	-			13-Month Average Restated	-	-
							13-Month Average Per Books	(13)	351
							Adjustment	13	(351)

<u>Account</u>	<u>Description</u>	<u>Year/Month</u>	<u>Plant Balance</u>	<u>A/D</u>					
252.1270	Land & Land Rights - Wastewater Treatment	2005	10,800	-					
252.1270	Land & Land Rights - Wastewater Treatment	2006	10,800	-					
252.1270	Land & Land Rights - Wastewater Treatment	Jan-07	10,800	-					
252.1270	Land & Land Rights - Wastewater Treatment	Feb-07	10,800	-					
252.1270	Land & Land Rights - Wastewater Treatment	Mar-07	10,800	-					
252.1270	Land & Land Rights - Wastewater Treatment	Apr-07	10,800	-					
252.1270	Land & Land Rights - Wastewater Treatment	May-07	10,800	-					
252.1270	Land & Land Rights - Wastewater Treatment	Jun-07	10,800	-					
252.1270	Land & Land Rights - Wastewater Treatment	Jul-07	10,800	-					
252.1270	Land & Land Rights - Wastewater Treatment	Aug-07	10,800	-					
252.1270	Land & Land Rights - Wastewater Treatment	Sep-07	10,800	-					
252.1270	Land & Land Rights - Wastewater Treatment	Oct-07	10,800	-					
252.1270	Land & Land Rights - Wastewater Treatment	Nov-07	10,800	-					
252.1270	Land & Land Rights - Wastewater Treatment	Dec-07	10,800	-					
252.1270	Land & Land Rights - Wastewater Treatment	Jan-08	10,800	-					
252.1270	Land & Land Rights - Wastewater Treatment	Feb-08	10,800	-					
252.1270	Land & Land Rights - Wastewater Treatment	Mar-08	10,800	-					
252.1270	Land & Land Rights - Wastewater Treatment	Apr-08	10,800	-					
252.1270	Land & Land Rights - Wastewater Treatment	May-08	10,800	-					
252.1270	Land & Land Rights - Wastewater Treatment	Jun-08	10,800	-					
252.1270	Land & Land Rights - Wastewater Treatment	Jul-08	10,800	-					
252.1270	Land & Land Rights - Wastewater Treatment	Aug-08	10,800	-					
252.1270	Land & Land Rights - Wastewater Treatment	Sep-08	10,800	-					
252.1270	Land & Land Rights - Wastewater Treatment	Oct-08	10,800	-				353.4	
252.1270	Land & Land Rights - Wastewater Treatment	Nov-08	10,800	-				Plant	
252.1270	Land & Land Rights - Wastewater Treatment	Dec-08	10,800	-				13-Month Average Restated	10,800
								13-Month Average Per Books	-
								Adjustment	10,800

<u>Account</u>	<u>Description</u>	<u>Year/Month</u>	<u>Plant Balance</u>	<u>A/D</u>					
252.1285	Land & Land Rights - General	2005	-	-					
252.1285	Land & Land Rights - General	2006	-	-					
252.1285	Land & Land Rights - General	Jan-07	-	-					
252.1285	Land & Land Rights - General	Feb-07	-	-					
252.1285	Land & Land Rights - General	Mar-07	-	-					
252.1285	Land & Land Rights - General	Apr-07	-	-					
252.1285	Land & Land Rights - General	May-07	-	-					
252.1285	Land & Land Rights - General	Jun-07	-	-					
252.1285	Land & Land Rights - General	Jul-07	-	-					
252.1285	Land & Land Rights - General	Aug-07	-	-					
252.1285	Land & Land Rights - General	Sep-07	-	-					
252.1285	Land & Land Rights - General	Oct-07	-	-					
252.1285	Land & Land Rights - General	Nov-07	-	-					
252.1285	Land & Land Rights - General	Dec-07	-	-					
252.1285	Land & Land Rights - General	Jan-08	-	-					
252.1285	Land & Land Rights - General	Feb-08	-	-					
252.1285	Land & Land Rights - General	Mar-08	-	-					
252.1285	Land & Land Rights - General	Apr-08	-	-					
252.1285	Land & Land Rights - General	May-08	-	-					
252.1285	Land & Land Rights - General	Jun-08	-	-		303.5	(9,407)		
252.1285	Land & Land Rights - General	Jul-08	-	-		353.7	(1,393)		
252.1285	Land & Land Rights - General	Aug-08	-	-			(10,800)		
252.1285	Land & Land Rights - General	Sep-08	-	-					
252.1285	Land & Land Rights - General	Oct-08	-	-					
252.1285	Land & Land Rights - General	Nov-08	-	-				303.5/353.7	
252.1285	Land & Land Rights - General	Dec-08	-	-				Plant	
								13-Month Average Restated	-
								13-Month Average Per Books	10,800
								Adjustment	(10,800)

<u>Account</u>	<u>Description</u>	<u>Year/Month</u>	<u>Plant Balance</u>	<u>A/D</u>					
252.1295	Structures & Improvements - Pump Lift Stations	2005	611	(204)					
252.1295	Structures & Improvements - Pump Lift Stations	2006	832	1,121					
252.1295	Structures & Improvements - Pump Lift Stations	Jan-07	832	1,118					
252.1295	Structures & Improvements - Pump Lift Stations	Feb-07	832	1,116					
252.1295	Structures & Improvements - Pump Lift Stations	Mar-07	832	1,113					
252.1295	Structures & Improvements - Pump Lift Stations	Apr-07	832	1,110					
252.1295	Structures & Improvements - Pump Lift Stations	May-07	832	1,107					
252.1295	Structures & Improvements - Pump Lift Stations	Jun-07	926	1,104					
252.1295	Structures & Improvements - Pump Lift Stations	Jul-07	926	1,101					
252.1295	Structures & Improvements - Pump Lift Stations	Aug-07	926	1,098					
252.1295	Structures & Improvements - Pump Lift Stations	Sep-07	926	1,095					
252.1295	Structures & Improvements - Pump Lift Stations	Oct-07	926	1,092					
252.1295	Structures & Improvements - Pump Lift Stations	Nov-07	926	1,089					
252.1295	Structures & Improvements - Pump Lift Stations	Dec-07	926	1,086					
252.1295	Structures & Improvements - Pump Lift Stations	Jan-08	926	1,083					
252.1295	Structures & Improvements - Pump Lift Stations	Feb-08	926	1,080					
252.1295	Structures & Improvements - Pump Lift Stations	Mar-08	926	1,077					
252.1295	Structures & Improvements - Pump Lift Stations	Apr-08	926	1,073					
252.1295	Structures & Improvements - Pump Lift Stations	May-08	926	1,070					
252.1295	Structures & Improvements - Pump Lift Stations	Jun-08	926	1,067					
252.1295	Structures & Improvements - Pump Lift Stations	Jul-08	926	1,064					
252.1295	Structures & Improvements - Pump Lift Stations	Aug-08	926	1,061					
252.1295	Structures & Improvements - Pump Lift Stations	Sep-08	926	1,058					
252.1295	Structures & Improvements - Pump Lift Stations	Oct-08	926	1,055			354.3		
252.1295	Structures & Improvements - Pump Lift Stations	Nov-08	926	1,052			Plant	A/D	Dep Exp
252.1295	Structures & Improvements - Pump Lift Stations	Dec-08	926	1,049	13-Month Average Restated		926	1,067	37
					13-Month Average Per Books		926	1,085	31
					Adjustment		-	(17)	6

Account	Description	Year/Month	Plant Balance	A/D					
255.1300	Structures & Improvements - Wastewater Treatment	2005	-	-					
255.1300	Structures & Improvements - Wastewater Treatment	2006	-	-					
255.1300	Structures & Improvements - Wastewater Treatment	Jan-07	-	-					
255.1300	Structures & Improvements - Wastewater Treatment	Feb-07	-	-					
255.1300	Structures & Improvements - Wastewater Treatment	Mar-07	-	-					
255.1300	Structures & Improvements - Wastewater Treatment	Apr-07	-	-					
255.1300	Structures & Improvements - Wastewater Treatment	May-07	-	-					
255.1300	Structures & Improvements - Wastewater Treatment	Jun-07	-	-					
255.1300	Structures & Improvements - Wastewater Treatment	Jul-07	-	-					
255.1300	Structures & Improvements - Wastewater Treatment	Aug-07	-	-					
255.1300	Structures & Improvements - Wastewater Treatment	Sep-07	-	-					
255.1300	Structures & Improvements - Wastewater Treatment	Oct-07	-	-					
255.1300	Structures & Improvements - Wastewater Treatment	Nov-07	-	-					
255.1300	Structures & Improvements - Wastewater Treatment	Dec-07	-	-					
255.1300	Structures & Improvements - Wastewater Treatment	Jan-08	-	-					
255.1300	Structures & Improvements - Wastewater Treatment	Feb-08	-	-					
255.1300	Structures & Improvements - Wastewater Treatment	Mar-08	-	-					
255.1300	Structures & Improvements - Wastewater Treatment	Apr-08	-	-					
255.1300	Structures & Improvements - Wastewater Treatment	May-08	-	-					
255.1300	Structures & Improvements - Wastewater Treatment	Jun-08	-	-					
255.1300	Structures & Improvements - Wastewater Treatment	Jul-08	-	-					
255.1300	Structures & Improvements - Wastewater Treatment	Aug-08	-	-					
255.1300	Structures & Improvements - Wastewater Treatment	Sep-08	271	(1)					
255.1300	Structures & Improvements - Wastewater Treatment	Oct-08	3,841	(11)			354.4		
255.1300	Structures & Improvements - Wastewater Treatment	Nov-08	3,841	(21)			Plant	A/D	Dep Exp
255.1300	Structures & Improvements - Wastewater Treatment	Dec-08	3,841	(31)	13-Month Average Restated		907	(5)	31
					13-Month Average Per Books		-	-	-
					Adjustment		907	(5)	31



<u>Account</u>	<u>Description</u>	<u>Year/Month</u>	<u>Plant Balance</u>	<u>A/D</u>					
252.1315	Structures & Improvements - General	2005	-	-					
252.1315	Structures & Improvements - General	2006	-	-					
252.1315	Structures & Improvements - General	Jan-07	-	-					
252.1315	Structures & Improvements - General	Feb-07	-	-					
252.1315	Structures & Improvements - General	Mar-07	-	-					
252.1315	Structures & Improvements - General	Apr-07	-	-					
252.1315	Structures & Improvements - General	May-07	-	-					
252.1315	Structures & Improvements - General	Jun-07	-	-					
252.1315	Structures & Improvements - General	Jul-07	-	-					
252.1315	Structures & Improvements - General	Aug-07	-	-					
252.1315	Structures & Improvements - General	Sep-07	-	-					
252.1315	Structures & Improvements - General	Oct-07	-	-					
252.1315	Structures & Improvements - General	Nov-07	-	-					
252.1315	Structures & Improvements - General	Dec-07	-	-					
252.1315	Structures & Improvements - General	Jan-08	-	-					
252.1315	Structures & Improvements - General	Feb-08	-	-					
252.1315	Structures & Improvements - General	Mar-08	-	-					
252.1315	Structures & Improvements - General	Apr-08	-	-					
252.1315	Structures & Improvements - General	May-08	-	-					
252.1315	Structures & Improvements - General	Jun-08	-	-	304.5	(790)	1	(10)	
252.1315	Structures & Improvements - General	Jul-08	-	-	354.7	(117)	-	(2)	
252.1315	Structures & Improvements - General	Aug-08	-	-		(907)	1	(12)	
252.1315	Structures & Improvements - General	Sep-08	-	-					
252.1315	Structures & Improvements - General	Oct-08	-	-		304.5/.54.7			
252.1315	Structures & Improvements - General	Nov-08	-	-		Plant	A/D	Dep Exp	
252.1315	Structures & Improvements - General	Dec-08	-	-		13-Month Average Restated	-	-	-
						13-Month Average Per Books	907	(1)	12
						Adjustment	(907)	1	(12)

<u>Account</u>	<u>Description</u>	<u>Year/Month</u>	<u>Plant Balance</u>	<u>A/D</u>					
252.1345	Force Mains	2005	-	-					
252.1345	Force Mains	2006	600	593					
252.1345	Force Mains	Jan-07	600	592					
252.1345	Force Mains	Feb-07	600	590					
252.1345	Force Mains	Mar-07	600	588					
252.1345	Force Mains	Apr-07	600	587					
252.1345	Force Mains	May-07	600	585					
252.1345	Force Mains	Jun-07	600	583					
252.1345	Force Mains	Jul-07	600	582					
252.1345	Force Mains	Aug-07	600	580					
252.1345	Force Mains	Sep-07	600	578					
252.1345	Force Mains	Oct-07	600	577					
252.1345	Force Mains	Nov-07	600	575					
252.1345	Force Mains	Dec-07	600	573					
252.1345	Force Mains	Jan-08	600	572					
252.1345	Force Mains	Feb-08	600	570					
252.1345	Force Mains	Mar-08	600	568					
252.1345	Force Mains	Apr-08	600	567					
252.1345	Force Mains	May-08	600	565					
252.1345	Force Mains	Jun-08	600	563					
252.1345	Force Mains	Jul-08	600	562					
252.1345	Force Mains	Aug-08	600	560					
252.1345	Force Mains	Sep-08	600	558					
252.1345	Force Mains	Oct-08	600	557			360.2		
252.1345	Force Mains	Nov-08	600	555			Plant	A/D	Dep Exp
252.1345	Force Mains	Dec-08	600	553	13-Month Average Restated		600	563	20
					13-Month Average Per Books		2,867	2,660	96
					Adjustment		(2,267)	(2,097)	(76)

<u>Account</u>	<u>Description</u>	<u>Year/Month</u>	<u>Plant Balance</u>	<u>A/D</u>					
252.1350	Gravity Mains	2005	58,472	(23,712)					
252.1350	Gravity Mains	2006	58,472	(25,011)					
252.1350	Gravity Mains	Jan-07	58,472	(25,120)					
252.1350	Gravity Mains	Feb-07	58,472	(25,228)					
252.1350	Gravity Mains	Mar-07	58,472	(25,336)					
252.1350	Gravity Mains	Apr-07	58,472	(25,445)					
252.1350	Gravity Mains	May-07	58,472	(25,553)					
252.1350	Gravity Mains	Jun-07	58,472	(25,661)					
252.1350	Gravity Mains	Jul-07	58,472	(25,769)					
252.1350	Gravity Mains	Aug-07	58,472	(25,878)					
252.1350	Gravity Mains	Sep-07	58,472	(25,986)					
252.1350	Gravity Mains	Oct-07	58,472	(26,094)					
252.1350	Gravity Mains	Nov-07	58,573	(26,203)					
252.1350	Gravity Mains	Dec-07	58,573	(26,311)					
252.1350	Gravity Mains	Jan-08	58,573	(26,420)					
252.1350	Gravity Mains	Feb-08	58,573	(26,528)					
252.1350	Gravity Mains	Mar-08	58,573	(26,637)					
252.1350	Gravity Mains	Apr-08	58,573	(26,745)					
252.1350	Gravity Mains	May-08	58,573	(26,853)					
252.1350	Gravity Mains	Jun-08	58,573	(26,962)					
252.1350	Gravity Mains	Jul-08	58,573	(27,070)					
252.1350	Gravity Mains	Aug-08	58,980	(27,180)					
252.1350	Gravity Mains	Sep-08	59,081	(27,289)					
252.1350	Gravity Mains	Oct-08	59,081	(27,398)			361.2		
252.1350	Gravity Mains	Nov-08	59,081	(27,508)			Plant	A/D	Dep Exp
252.1350	Gravity Mains	Dec-08	59,081	(27,617)	13-Month Average Restated		58,761	(26,963)	1,306
					13-Month Average Per Books		58,852	(26,977)	1,305
					Adjustment		(91)	14	1

Account	Description	Year/Month	Plant Balance	A/D					
252.1353	Manholes	2005	91	(14)					
252.1353	Manholes	2006	91	(17)					
252.1353	Manholes	Jan-07	91	(17)					
252.1353	Manholes	Feb-07	91	(17)					
252.1353	Manholes	Mar-07	91	(17)					
252.1353	Manholes	Apr-07	91	(18)					
252.1353	Manholes	May-07	91	(18)					
252.1353	Manholes	Jun-07	91	(18)					
252.1353	Manholes	Jul-07	91	(18)					
252.1353	Manholes	Aug-07	91	(19)					
252.1353	Manholes	Sep-07	91	(19)					
252.1353	Manholes	Oct-07	91	(19)					
252.1353	Manholes	Nov-07	91	(19)					
252.1353	Manholes	Dec-07	91	(20)					
252.1353	Manholes	Jan-08	91	(20)					
252.1353	Manholes	Feb-08	91	(20)					
252.1353	Manholes	Mar-08	91	(20)					
252.1353	Manholes	Apr-08	91	(21)					
252.1353	Manholes	May-08	91	(21)					
252.1353	Manholes	Jun-08	91	(21)					
252.1353	Manholes	Jul-08	91	(21)					
252.1353	Manholes	Aug-08	92	(22)					
252.1353	Manholes	Sep-08	92	(22)					
252.1353	Manholes	Oct-08	92	(22)			361.2		
252.1353	Manholes	Nov-08	92	(22)			Plant	A/D	Dep Exp
252.1353	Manholes	Dec-08	92	(23)	13-Month Average Restated		91	(21)	3
					13-Month Average Per Books		-	-	-
					Adjustment		91	(21)	3

<u>Account</u>	<u>Description</u>	<u>Year/Month</u>	<u>Plant Balance</u>	<u>A/D</u>					
252.1360	Services To Customers	2005	799	29					
252.1360	Services To Customers	2006	2,267	2,203					
252.1360	Services To Customers	Jan-07	2,267	2,198					
252.1360	Services To Customers	Feb-07	2,267	2,193					
252.1360	Services To Customers	Mar-07	2,267	2,188					
252.1360	Services To Customers	Apr-07	2,267	2,183					
252.1360	Services To Customers	May-07	2,267	2,178					
252.1360	Services To Customers	Jun-07	2,267	2,173					
252.1360	Services To Customers	Jul-07	2,267	2,168					
252.1360	Services To Customers	Aug-07	2,267	2,163					
252.1360	Services To Customers	Sep-07	2,267	2,158					
252.1360	Services To Customers	Oct-07	2,267	2,153					
252.1360	Services To Customers	Nov-07	2,267	2,149					
252.1360	Services To Customers	Dec-07	2,267	2,144					
252.1360	Services To Customers	Jan-08	2,267	2,139					
252.1360	Services To Customers	Feb-08	2,267	2,134					
252.1360	Services To Customers	Mar-08	2,267	2,129					
252.1360	Services To Customers	Apr-08	2,267	2,124					
252.1360	Services To Customers	May-08	2,267	2,119					
252.1360	Services To Customers	Jun-08	2,267	2,114					
252.1360	Services To Customers	Jul-08	2,267	2,109					
252.1360	Services To Customers	Aug-08	2,267	2,104					
252.1360	Services To Customers	Sep-08	2,267	2,099					
252.1360	Services To Customers	Oct-08	2,267	2,094			363.2		
252.1360	Services To Customers	Nov-08	2,267	2,089			Plant	A/D	Dep Exp
252.1360	Services To Customers	Dec-08	2,267	2,084	13-Month Average Restated		2,267	2,114	60
					13-Month Average Per Books		-	-	-
					Adjustment		2,267	2,114	60



Account	Description	Year/Month	Plant Balance	A/D				
252.1395	Treatment & Disposal - Lagoons	2005	6,774	(2,393)				
252.1395	Treatment & Disposal - Lagoons	2006	6,774	(2,769)				
252.1395	Treatment & Disposal - Lagoons	Jan-07	6,774	(2,800)				
252.1395	Treatment & Disposal - Lagoons	Feb-07	6,774	(2,832)				
252.1395	Treatment & Disposal - Lagoons	Mar-07	6,774	(2,863)				
252.1395	Treatment & Disposal - Lagoons	Apr-07	6,774	(2,894)				
252.1395	Treatment & Disposal - Lagoons	May-07	6,774	(2,926)				
252.1395	Treatment & Disposal - Lagoons	Jun-07	6,774	(2,957)				
252.1395	Treatment & Disposal - Lagoons	Jul-07	6,774	(2,988)				
252.1395	Treatment & Disposal - Lagoons	Aug-07	6,774	(3,020)				
252.1395	Treatment & Disposal - Lagoons	Sep-07	6,774	(3,051)				
252.1395	Treatment & Disposal - Lagoons	Oct-07	6,774	(3,082)				
252.1395	Treatment & Disposal - Lagoons	Nov-07	6,774	(3,114)				
252.1395	Treatment & Disposal - Lagoons	Dec-07	6,774	(3,145)				
252.1395	Treatment & Disposal - Lagoons	Jan-08	6,774	(3,177)				
252.1395	Treatment & Disposal - Lagoons	Feb-08	6,774	(3,208)				
252.1395	Treatment & Disposal - Lagoons	Mar-08	6,774	(3,239)				
252.1395	Treatment & Disposal - Lagoons	Apr-08	6,774	(3,271)				
252.1395	Treatment & Disposal - Lagoons	May-08	6,774	(3,302)				
252.1395	Treatment & Disposal - Lagoons	Jun-08	6,774	(3,333)				
252.1395	Treatment & Disposal - Lagoons	Jul-08	6,774	(3,365)				
252.1395	Treatment & Disposal - Lagoons	Aug-08	6,774	(3,396)				
252.1395	Treatment & Disposal - Lagoons	Sep-08	6,774	(3,427)				
252.1395	Treatment & Disposal - Lagoons	Oct-08	6,774	(3,459)			380.4	
252.1395	Treatment & Disposal - Lagoons	Nov-08	6,774	(3,490)			Plant	A/D
252.1395	Treatment & Disposal - Lagoons	Dec-08	6,774	(3,522)	13-Month Average Restated		6,774	(3,333)
					13-Month Average Per Books		6,774	(2,877)
					Adjustment		-	(457)
								Dep Exp
								376
								194
								183

<u>Account</u>	<u>Description</u>	<u>Year/Month</u>	<u>Plant Balance</u>	<u>A/D</u>					
255.1400	Treatment & Disposal - Wastewater Treatment Plant	2005	93,140	(15,889)					
255.1400	Treatment & Disposal - Wastewater Treatment Plant	2006	94,119	(19,502)					
255.1400	Treatment & Disposal - Wastewater Treatment Plant	Jan-07	94,119	(19,937)					
255.1400	Treatment & Disposal - Wastewater Treatment Plant	Feb-07	94,119	(20,373)					
255.1400	Treatment & Disposal - Wastewater Treatment Plant	Mar-07	94,609	(20,308)					
255.1400	Treatment & Disposal - Wastewater Treatment Plant	Apr-07	94,609	(20,746)					
255.1400	Treatment & Disposal - Wastewater Treatment Plant	May-07	94,609	(21,184)					
255.1400	Treatment & Disposal - Wastewater Treatment Plant	Jun-07	94,796	(21,623)					
255.1400	Treatment & Disposal - Wastewater Treatment Plant	Jul-07	94,796	(22,062)					
255.1400	Treatment & Disposal - Wastewater Treatment Plant	Aug-07	94,796	(22,501)					
255.1400	Treatment & Disposal - Wastewater Treatment Plant	Sep-07	95,204	(22,941)					
255.1400	Treatment & Disposal - Wastewater Treatment Plant	Oct-07	95,271	(23,382)					
255.1400	Treatment & Disposal - Wastewater Treatment Plant	Nov-07	95,271	(23,824)					
255.1400	Treatment & Disposal - Wastewater Treatment Plant	Dec-07	95,271	(24,265)					
255.1400	Treatment & Disposal - Wastewater Treatment Plant	Jan-08	95,271	(24,706)					
255.1400	Treatment & Disposal - Wastewater Treatment Plant	Feb-08	95,271	(25,147)					
255.1400	Treatment & Disposal - Wastewater Treatment Plant	Mar-08	95,271	(25,588)					
255.1400	Treatment & Disposal - Wastewater Treatment Plant	Apr-08	95,271	(26,029)					
255.1400	Treatment & Disposal - Wastewater Treatment Plant	May-08	95,271	(26,470)					
255.1400	Treatment & Disposal - Wastewater Treatment Plant	Jun-08	95,271	(26,911)					
255.1400	Treatment & Disposal - Wastewater Treatment Plant	Jul-08	95,305	(27,352)					
255.1400	Treatment & Disposal - Wastewater Treatment Plant	Aug-08	95,509	(27,794)					
255.1400	Treatment & Disposal - Wastewater Treatment Plant	Sep-08	98,061	(28,248)					
255.1400	Treatment & Disposal - Wastewater Treatment Plant	Oct-08	98,061	(28,702)			380.4		
255.1400	Treatment & Disposal - Wastewater Treatment Plant	Nov-08	98,061	(29,156)			Plant	A/D	Dep Exp
255.1400	Treatment & Disposal - Wastewater Treatment Plant	Dec-08	98,061	(29,610)	13-Month Average Restated		96,151	(26,921)	5,346
					13-Month Average Per Books		96,151	(21,075)	2,837
					Adjustment		-	(5,846)	2,509



Account	Description	Year/Month	Plant Balance	A/D					
255.1460	Office Furniture & Equipment	2005	808	-					
255.1460	Office Furniture & Equipment	2006	808	(54)					
255.1460	Office Furniture & Equipment	Jan-07	808	(58)					
255.1460	Office Furniture & Equipment	Feb-07	808	(63)					
255.1460	Office Furniture & Equipment	Mar-07	808	(67)					
255.1460	Office Furniture & Equipment	Apr-07	808	(72)					
255.1460	Office Furniture & Equipment	May-07	808	(76)					
255.1460	Office Furniture & Equipment	Jun-07	808	(81)					
255.1460	Office Furniture & Equipment	Jul-07	808	(85)					
255.1460	Office Furniture & Equipment	Aug-07	808	(90)					
255.1460	Office Furniture & Equipment	Sep-07	808	(94)					
255.1460	Office Furniture & Equipment	Oct-07	808	(99)					
255.1460	Office Furniture & Equipment	Nov-07	808	(103)					
255.1460	Office Furniture & Equipment	Dec-07	808	(108)					
255.1460	Office Furniture & Equipment	Jan-08	808	(112)					
255.1460	Office Furniture & Equipment	Feb-08	808	(117)					
255.1460	Office Furniture & Equipment	Mar-08	808	(121)					
255.1460	Office Furniture & Equipment	Apr-08	808	(126)					
255.1460	Office Furniture & Equipment	May-08	808	(130)					
255.1460	Office Furniture & Equipment	Jun-08	808	(135)		340.5	-	(118)	47
255.1460	Office Furniture & Equipment	Jul-08	808	(139)		390.7	-	(17)	7
255.1460	Office Furniture & Equipment	Aug-08	808	(144)			-	(135)	54
255.1460	Office Furniture & Equipment	Sep-08	808	(148)					
255.1460	Office Furniture & Equipment	Oct-08	808	(153)			340.5/390.7		
255.1460	Office Furniture & Equipment	Nov-08	808	(157)			Plant	A/D	Dep Exp
255.1460	Office Furniture & Equipment	Dec-08	808	(162)			13-Month Average Restated	808	(135) 54
							13-Month Average Per Books	808	- -
							Adjustment	-	(135) 54

Account	Description	Year/Month	Plant Balance	A/D					
255.1500	Other Tangible Plant - Wastewater	2005	(13)	351					
255.1500	Other Tangible Plant - Wastewater	2006	(13)	351					
255.1500	Other Tangible Plant - Wastewater	Jan-07	(13)	351					
255.1500	Other Tangible Plant - Wastewater	Feb-07	(13)	351					
255.1500	Other Tangible Plant - Wastewater	Mar-07	(13)	351					
255.1500	Other Tangible Plant - Wastewater	Apr-07	(13)	351					
255.1500	Other Tangible Plant - Wastewater	May-07	(13)	351					
255.1500	Other Tangible Plant - Wastewater	Jun-07	(13)	351					
255.1500	Other Tangible Plant - Wastewater	Jul-07	(13)	351					
255.1500	Other Tangible Plant - Wastewater	Aug-07	(13)	351					
255.1500	Other Tangible Plant - Wastewater	Sep-07	(13)	351					
255.1500	Other Tangible Plant - Wastewater	Oct-07	(13)	351					
255.1500	Other Tangible Plant - Wastewater	Nov-07	(13)	351					
255.1500	Other Tangible Plant - Wastewater	Dec-07	(13)	351					
255.1500	Other Tangible Plant - Wastewater	Jan-08	(13)	351					
255.1500	Other Tangible Plant - Wastewater	Feb-08	(13)	351					
255.1500	Other Tangible Plant - Wastewater	Mar-08	(13)	351					
255.1500	Other Tangible Plant - Wastewater	Apr-08	(13)	351					
255.1500	Other Tangible Plant - Wastewater	May-08	(13)	351					
255.1500	Other Tangible Plant - Wastewater	Jun-08	(13)	351					
255.1500	Other Tangible Plant - Wastewater	Jul-08	(13)	351					
255.1500	Other Tangible Plant - Wastewater	Aug-08	987	343					
255.1500	Other Tangible Plant - Wastewater	Sep-08	987	334					
255.1500	Other Tangible Plant - Wastewater	Oct-08	987	326			398.7		
255.1500	Other Tangible Plant - Wastewater	Nov-08	987	318			Plant	A/D	Dep Exp
255.1500	Other Tangible Plant - Wastewater	Dec-08	987	309	13-Month Average Restated		372	341	42
					13-Month Average Per Books		385	(0)	3
					Adjustment		(13)	342	38

<u>Account</u>	<u>Description</u>	<u>Year/Month</u>	<u>Plant Balance</u>	<u>A/D</u>					
252.3255	CIAC - Organization	2005	-	-					
252.3255	CIAC - Organization	2006	-	-					
252.3255	CIAC - Organization	Jan-07	-	-					
252.3255	CIAC - Organization	Feb-07	-	-					
252.3255	CIAC - Organization	Mar-07	-	-					
252.3255	CIAC - Organization	Apr-07	-	-					
252.3255	CIAC - Organization	May-07	-	-					
252.3255	CIAC - Organization	Jun-07	-	-					
252.3255	CIAC - Organization	Jul-07	-	-					
252.3255	CIAC - Organization	Aug-07	-	-					
252.3255	CIAC - Organization	Sep-07	-	-					
252.3255	CIAC - Organization	Oct-07	-	-					
252.3255	CIAC - Organization	Nov-07	-	-					
252.3255	CIAC - Organization	Dec-07	-	-					
252.3255	CIAC - Organization	Jan-08	-	-					
252.3255	CIAC - Organization	Feb-08	-	-					
252.3255	CIAC - Organization	Mar-08	-	-					
252.3255	CIAC - Organization	Apr-08	-	-					
252.3255	CIAC - Organization	May-08	-	-					
252.3255	CIAC - Organization	Jun-08	-	-					
252.3255	CIAC - Organization	Jul-08	-	-					
252.3255	CIAC - Organization	Aug-08	-	-					
252.3255	CIAC - Organization	Sep-08	-	-					
252.3255	CIAC - Organization	Oct-08	-	-					
252.3255	CIAC - Organization	Nov-08	-	-			Plant	A/D	Dep Exp
252.3255	CIAC - Organization	Dec-08	-	-		13-Month Average Restated	-	-	-
						13-Month Average Per Books	-	(2,234)	-
						Adjustment	-	2,234	-

<u>Account</u>	<u>Description</u>	<u>Year/Month</u>	<u>Plant Balance</u>	<u>A/D</u>					
252.3265	CIAC - Structures & Improvements - Source of Supply	2005	(2,476)	231					
252.3265	CIAC - Structures & Improvements - Source of Supply	2006	(2,476)	309					
252.3265	CIAC - Structures & Improvements - Source of Supply	Jan-07	(2,476)	315					
252.3265	CIAC - Structures & Improvements - Source of Supply	Feb-07	(2,476)	321					
252.3265	CIAC - Structures & Improvements - Source of Supply	Mar-07	(2,476)	328					
252.3265	CIAC - Structures & Improvements - Source of Supply	Apr-07	(2,476)	334					
252.3265	CIAC - Structures & Improvements - Source of Supply	May-07	(2,476)	341					
252.3265	CIAC - Structures & Improvements - Source of Supply	Jun-07	(2,476)	347					
252.3265	CIAC - Structures & Improvements - Source of Supply	Jul-07	(2,476)	354					
252.3265	CIAC - Structures & Improvements - Source of Supply	Aug-07	(2,476)	360					
252.3265	CIAC - Structures & Improvements - Source of Supply	Sep-07	(2,476)	367					
252.3265	CIAC - Structures & Improvements - Source of Supply	Oct-07	(2,476)	373					
252.3265	CIAC - Structures & Improvements - Source of Supply	Nov-07	(2,476)	379					
252.3265	CIAC - Structures & Improvements - Source of Supply	Dec-07	(2,476)	386					
252.3265	CIAC - Structures & Improvements - Source of Supply	Jan-08	(2,476)	392					
252.3265	CIAC - Structures & Improvements - Source of Supply	Feb-08	(2,476)	399					
252.3265	CIAC - Structures & Improvements - Source of Supply	Mar-08	(2,476)	405					
252.3265	CIAC - Structures & Improvements - Source of Supply	Apr-08	(2,476)	412					
252.3265	CIAC - Structures & Improvements - Source of Supply	May-08	(2,476)	418					
252.3265	CIAC - Structures & Improvements - Source of Supply	Jun-08	(2,476)	425					
252.3265	CIAC - Structures & Improvements - Source of Supply	Jul-08	(2,476)	431					
252.3265	CIAC - Structures & Improvements - Source of Supply	Aug-08	(2,476)	437					
252.3265	CIAC - Structures & Improvements - Source of Supply	Sep-08	(2,476)	444					
252.3265	CIAC - Structures & Improvements - Source of Supply	Oct-08	(2,476)	450					
252.3265	CIAC - Structures & Improvements - Source of Supply	Nov-08	(2,476)	457			Plant	A/D	Dep Exp
252.3265	CIAC - Structures & Improvements - Source of Supply	Dec-08	(2,476)	463	13-Month Average Restated	(2,476)	425	(77)	
					13-Month Average Per Books	(2,476)	425	(78)	
					Adjustment	-	(0)	0	

Account	Description	Year/Month	Plant Balance	A/D					
252.3270	CIAC - Structures & Improvements - Water Treatment	2005	(148)	14					
252.3270	CIAC - Structures & Improvements - Water Treatment	2006	(148)	18					
252.3270	CIAC - Structures & Improvements - Water Treatment	Jan-07	(148)	19					
252.3270	CIAC - Structures & Improvements - Water Treatment	Feb-07	(148)	19					
252.3270	CIAC - Structures & Improvements - Water Treatment	Mar-07	(148)	20					
252.3270	CIAC - Structures & Improvements - Water Treatment	Apr-07	(148)	20					
252.3270	CIAC - Structures & Improvements - Water Treatment	May-07	(148)	20					
252.3270	CIAC - Structures & Improvements - Water Treatment	Jun-07	(148)	21					
252.3270	CIAC - Structures & Improvements - Water Treatment	Jul-07	(148)	21					
252.3270	CIAC - Structures & Improvements - Water Treatment	Aug-07	(148)	22					
252.3270	CIAC - Structures & Improvements - Water Treatment	Sep-07	(148)	22					
252.3270	CIAC - Structures & Improvements - Water Treatment	Oct-07	(148)	22					
252.3270	CIAC - Structures & Improvements - Water Treatment	Nov-07	(148)	23					
252.3270	CIAC - Structures & Improvements - Water Treatment	Dec-07	(148)	23					
252.3270	CIAC - Structures & Improvements - Water Treatment	Jan-08	(148)	24					
252.3270	CIAC - Structures & Improvements - Water Treatment	Feb-08	(148)	24					
252.3270	CIAC - Structures & Improvements - Water Treatment	Mar-08	(148)	24					
252.3270	CIAC - Structures & Improvements - Water Treatment	Apr-08	(148)	25					
252.3270	CIAC - Structures & Improvements - Water Treatment	May-08	(148)	25					
252.3270	CIAC - Structures & Improvements - Water Treatment	Jun-08	(148)	25					
252.3270	CIAC - Structures & Improvements - Water Treatment	Jul-08	(148)	26					
252.3270	CIAC - Structures & Improvements - Water Treatment	Aug-08	(148)	26					
252.3270	CIAC - Structures & Improvements - Water Treatment	Sep-08	(148)	27					
252.3270	CIAC - Structures & Improvements - Water Treatment	Oct-08	(148)	27					
252.3270	CIAC - Structures & Improvements - Water Treatment	Nov-08	(148)	27			Plant	A/D	Dep Exp
252.3270	CIAC - Structures & Improvements - Water Treatment	Dec-08	(148)	28	13-Month Average Restated	(148)		25	(5)
					13-Month Average Per Books	(148)		26	(5)
					Adjustment	-		(0)	0

<u>Account</u>	<u>Description</u>	<u>Year/Month</u>	<u>Plant Balance</u>	<u>A/D</u>					
252.3295	CIAC - Wells & Springs	2005	(4,624)	462					
252.3295	CIAC - Wells & Springs	2006	(4,624)	616					
252.3295	CIAC - Wells & Springs	Jan-07	(4,624)	629					
252.3295	CIAC - Wells & Springs	Feb-07	(4,624)	642					
252.3295	CIAC - Wells & Springs	Mar-07	(4,624)	655					
252.3295	CIAC - Wells & Springs	Apr-07	(4,624)	668					
252.3295	CIAC - Wells & Springs	May-07	(4,624)	680					
252.3295	CIAC - Wells & Springs	Jun-07	(4,624)	693					
252.3295	CIAC - Wells & Springs	Jul-07	(4,624)	706					
252.3295	CIAC - Wells & Springs	Aug-07	(4,624)	719					
252.3295	CIAC - Wells & Springs	Sep-07	(4,624)	732					
252.3295	CIAC - Wells & Springs	Oct-07	(4,624)	745					
252.3295	CIAC - Wells & Springs	Nov-07	(4,624)	758					
252.3295	CIAC - Wells & Springs	Dec-07	(4,624)	770					
252.3295	CIAC - Wells & Springs	Jan-08	(4,624)	783					
252.3295	CIAC - Wells & Springs	Feb-08	(4,624)	796					
252.3295	CIAC - Wells & Springs	Mar-08	(4,624)	809					
252.3295	CIAC - Wells & Springs	Apr-08	(4,624)	822					
252.3295	CIAC - Wells & Springs	May-08	(4,624)	835					
252.3295	CIAC - Wells & Springs	Jun-08	(4,624)	847					
252.3295	CIAC - Wells & Springs	Jul-08	(4,624)	860					
252.3295	CIAC - Wells & Springs	Aug-08	(4,624)	873					
252.3295	CIAC - Wells & Springs	Sep-08	(4,624)	886					
252.3295	CIAC - Wells & Springs	Oct-08	(4,624)	899					
252.3295	CIAC - Wells & Springs	Nov-08	(4,624)	912			Plant	A/D	Dep Exp
252.3295	CIAC - Wells & Springs	Dec-08	(4,624)	925	13-Month Average Restated	(4,624)	847	(154)	
					13-Month Average Per Books	(4,624)	847	(154)	
					Adjustment	-	0	0	

Account	Description	Year/Month	Plant Balance	A/D					
252.3315	CIAC - Electric Pump Equipment - Source of Supply	2005	(12,347)	1,852					
252.3315	CIAC - Electric Pump Equipment - Source of Supply	2006	(12,347)	2,470					
252.3315	CIAC - Electric Pump Equipment - Source of Supply	Jan-07	(12,347)	2,521					
252.3315	CIAC - Electric Pump Equipment - Source of Supply	Feb-07	(12,347)	2,572					
252.3315	CIAC - Electric Pump Equipment - Source of Supply	Mar-07	(12,347)	2,624					
252.3315	CIAC - Electric Pump Equipment - Source of Supply	Apr-07	(12,347)	2,675					
252.3315	CIAC - Electric Pump Equipment - Source of Supply	May-07	(12,347)	2,727					
252.3315	CIAC - Electric Pump Equipment - Source of Supply	Jun-07	(12,347)	2,778					
252.3315	CIAC - Electric Pump Equipment - Source of Supply	Jul-07	(12,347)	2,830					
252.3315	CIAC - Electric Pump Equipment - Source of Supply	Aug-07	(12,347)	2,881					
252.3315	CIAC - Electric Pump Equipment - Source of Supply	Sep-07	(12,347)	2,933					
252.3315	CIAC - Electric Pump Equipment - Source of Supply	Oct-07	(12,347)	2,984					
252.3315	CIAC - Electric Pump Equipment - Source of Supply	Nov-07	(12,347)	3,035					
252.3315	CIAC - Electric Pump Equipment - Source of Supply	Dec-07	(12,347)	3,087					
252.3315	CIAC - Electric Pump Equipment - Source of Supply	Jan-08	(12,347)	3,138					
252.3315	CIAC - Electric Pump Equipment - Source of Supply	Feb-08	(12,347)	3,190					
252.3315	CIAC - Electric Pump Equipment - Source of Supply	Mar-08	(12,347)	3,241					
252.3315	CIAC - Electric Pump Equipment - Source of Supply	Apr-08	(12,347)	3,293					
252.3315	CIAC - Electric Pump Equipment - Source of Supply	May-08	(12,347)	3,344					
252.3315	CIAC - Electric Pump Equipment - Source of Supply	Jun-08	(12,347)	3,396					
252.3315	CIAC - Electric Pump Equipment - Source of Supply	Jul-08	(12,347)	3,447					
252.3315	CIAC - Electric Pump Equipment - Source of Supply	Aug-08	(12,347)	3,498					
252.3315	CIAC - Electric Pump Equipment - Source of Supply	Sep-08	(12,347)	3,550					
252.3315	CIAC - Electric Pump Equipment - Source of Supply	Oct-08	(12,347)	3,601					
252.3315	CIAC - Electric Pump Equipment - Source of Supply	Nov-08	(12,347)	3,653			Plant	A/D	Dep Exp
252.3315	CIAC - Electric Pump Equipment - Source of Supply	Dec-08	(12,347)	3,704	13-Month Average Restated	(12,347)	3,396	(617)	
					13-Month Average Per Books	(12,347)	3,396	(617)	
					Adjustment	-	(0)	0	

Account	Description	Year/Month	Plant Balance	A/D					
252.3330	CIAC - Water Treatment Equipment	2005	(2,205)	301					
252.3330	CIAC - Water Treatment Equipment	2006	(2,205)	401					
252.3330	CIAC - Water Treatment Equipment	Jan-07	(2,205)	409					
252.3330	CIAC - Water Treatment Equipment	Feb-07	(2,205)	418					
252.3330	CIAC - Water Treatment Equipment	Mar-07	(2,205)	426					
252.3330	CIAC - Water Treatment Equipment	Apr-07	(2,205)	435					
252.3330	CIAC - Water Treatment Equipment	May-07	(2,205)	443					
252.3330	CIAC - Water Treatment Equipment	Jun-07	(2,205)	451					
252.3330	CIAC - Water Treatment Equipment	Jul-07	(2,205)	460					
252.3330	CIAC - Water Treatment Equipment	Aug-07	(2,205)	468					
252.3330	CIAC - Water Treatment Equipment	Sep-07	(2,205)	476					
252.3330	CIAC - Water Treatment Equipment	Oct-07	(2,205)	485					
252.3330	CIAC - Water Treatment Equipment	Nov-07	(2,205)	493					
252.3330	CIAC - Water Treatment Equipment	Dec-07	(2,205)	501					
252.3330	CIAC - Water Treatment Equipment	Jan-08	(2,205)	510					
252.3330	CIAC - Water Treatment Equipment	Feb-08	(2,205)	518					
252.3330	CIAC - Water Treatment Equipment	Mar-08	(2,205)	526					
252.3330	CIAC - Water Treatment Equipment	Apr-08	(2,205)	535					
252.3330	CIAC - Water Treatment Equipment	May-08	(2,205)	543					
252.3330	CIAC - Water Treatment Equipment	Jun-08	(2,205)	551					
252.3330	CIAC - Water Treatment Equipment	Jul-08	(2,205)	560					
252.3330	CIAC - Water Treatment Equipment	Aug-08	(2,205)	568					
252.3330	CIAC - Water Treatment Equipment	Sep-08	(2,205)	577					
252.3330	CIAC - Water Treatment Equipment	Oct-08	(2,205)	585					
252.3330	CIAC - Water Treatment Equipment	Nov-08	(2,205)	593			Plant	A/D	Dep Exp
252.3330	CIAC - Water Treatment Equipment	Dec-08	(2,205)	602	13-Month Average Restated	(2,205)		551	(100)
					13-Month Average Per Books	(2,205)		474	(69)
					Adjustment	-		78	(31)



<u>Account</u>	<u>Description</u>	<u>Year/Month</u>	<u>Plant Balance</u>	<u>A/D</u>					
252.3335	CIAC - Distribution Reservoirs & Standpipes	2005	(10,418)	844					
252.3335	CIAC - Distribution Reservoirs & Standpipes	2006	(10,418)	1,126					
252.3335	CIAC - Distribution Reservoirs & Standpipes	Jan-07	(10,418)	1,149					
252.3335	CIAC - Distribution Reservoirs & Standpipes	Feb-07	(10,418)	1,173					
252.3335	CIAC - Distribution Reservoirs & Standpipes	Mar-07	(10,418)	1,196					
252.3335	CIAC - Distribution Reservoirs & Standpipes	Apr-07	(10,418)	1,220					
252.3335	CIAC - Distribution Reservoirs & Standpipes	May-07	(10,418)	1,243					
252.3335	CIAC - Distribution Reservoirs & Standpipes	Jun-07	(10,418)	1,266					
252.3335	CIAC - Distribution Reservoirs & Standpipes	Jul-07	(10,418)	1,290					
252.3335	CIAC - Distribution Reservoirs & Standpipes	Aug-07	(10,418)	1,313					
252.3335	CIAC - Distribution Reservoirs & Standpipes	Sep-07	(10,418)	1,337					
252.3335	CIAC - Distribution Reservoirs & Standpipes	Oct-07	(10,418)	1,360					
252.3335	CIAC - Distribution Reservoirs & Standpipes	Nov-07	(10,418)	1,384					
252.3335	CIAC - Distribution Reservoirs & Standpipes	Dec-07	(10,418)	1,407					
252.3335	CIAC - Distribution Reservoirs & Standpipes	Jan-08	(10,418)	1,431					
252.3335	CIAC - Distribution Reservoirs & Standpipes	Feb-08	(10,418)	1,454					
252.3335	CIAC - Distribution Reservoirs & Standpipes	Mar-08	(10,418)	1,478					
252.3335	CIAC - Distribution Reservoirs & Standpipes	Apr-08	(10,418)	1,501					
252.3335	CIAC - Distribution Reservoirs & Standpipes	May-08	(10,418)	1,525					
252.3335	CIAC - Distribution Reservoirs & Standpipes	Jun-08	(10,418)	1,548					
252.3335	CIAC - Distribution Reservoirs & Standpipes	Jul-08	(10,418)	1,572					
252.3335	CIAC - Distribution Reservoirs & Standpipes	Aug-08	(10,418)	1,595					
252.3335	CIAC - Distribution Reservoirs & Standpipes	Sep-08	(10,418)	1,618					
252.3335	CIAC - Distribution Reservoirs & Standpipes	Oct-08	(10,418)	1,642					
252.3335	CIAC - Distribution Reservoirs & Standpipes	Nov-08	(10,418)	1,665			Plant	A/D	Dep Exp
252.3335	CIAC - Distribution Reservoirs & Standpipes	Dec-08	(10,418)	1,689	13-Month Average Restated	(10,418)	1,548	(282)	
					13-Month Average Per Books	(10,418)	2,028	(474)	
					Adjustment	-	(480)	192	

Account	Description	Year/Month	Plant Balance	A/D					
252.3340	CIAC - Transmission & Distribution Mains	2005	(33,099)	2,312					
252.3340	CIAC - Transmission & Distribution Mains	2006	(33,099)	3,082					
252.3340	CIAC - Transmission & Distribution Mains	Jan-07	(33,099)	3,146					
252.3340	CIAC - Transmission & Distribution Mains	Feb-07	(33,099)	3,210					
252.3340	CIAC - Transmission & Distribution Mains	Mar-07	(33,099)	3,274					
252.3340	CIAC - Transmission & Distribution Mains	Apr-07	(33,099)	3,339					
252.3340	CIAC - Transmission & Distribution Mains	May-07	(33,099)	3,403					
252.3340	CIAC - Transmission & Distribution Mains	Jun-07	(33,099)	3,467					
252.3340	CIAC - Transmission & Distribution Mains	Jul-07	(33,099)	3,531					
252.3340	CIAC - Transmission & Distribution Mains	Aug-07	(33,099)	3,595					
252.3340	CIAC - Transmission & Distribution Mains	Sep-07	(33,099)	3,659					
252.3340	CIAC - Transmission & Distribution Mains	Oct-07	(33,099)	3,723					
252.3340	CIAC - Transmission & Distribution Mains	Nov-07	(33,099)	3,788					
252.3340	CIAC - Transmission & Distribution Mains	Dec-07	(33,099)	3,852					
252.3340	CIAC - Transmission & Distribution Mains	Jan-08	(33,099)	3,916					
252.3340	CIAC - Transmission & Distribution Mains	Feb-08	(33,099)	3,980					
252.3340	CIAC - Transmission & Distribution Mains	Mar-08	(33,099)	4,044					
252.3340	CIAC - Transmission & Distribution Mains	Apr-08	(33,099)	4,108					
252.3340	CIAC - Transmission & Distribution Mains	May-08	(33,099)	4,172					
252.3340	CIAC - Transmission & Distribution Mains	Jun-08	(33,099)	4,237					
252.3340	CIAC - Transmission & Distribution Mains	Jul-08	(33,099)	4,301					
252.3340	CIAC - Transmission & Distribution Mains	Aug-08	(33,099)	4,365					
252.3340	CIAC - Transmission & Distribution Mains	Sep-08	(33,099)	4,429					
252.3340	CIAC - Transmission & Distribution Mains	Oct-08	(33,099)	4,493					
252.3340	CIAC - Transmission & Distribution Mains	Nov-08	(33,099)	4,557			Plant	A/D	Dep Exp
252.3340	CIAC - Transmission & Distribution Mains	Dec-08	(33,099)	4,621	13-Month Average Restated		(33,099)	4,237	(770)
					13-Month Average Per Books		(33,099)	4,548	(895)
						Adjustment	-	(311)	125

Account	Description	Year/Month	Plant Balance	A/D					
252.3345	CIAC - Service Lines	2005	(13,826)	1,037					
252.3345	CIAC - Service Lines	2006	(13,826)	1,383					
252.3345	CIAC - Service Lines	Jan-07	(13,826)	1,411					
252.3345	CIAC - Service Lines	Feb-07	(13,826)	1,440					
252.3345	CIAC - Service Lines	Mar-07	(13,826)	1,469					
252.3345	CIAC - Service Lines	Apr-07	(13,826)	1,498					
252.3345	CIAC - Service Lines	May-07	(13,826)	1,527					
252.3345	CIAC - Service Lines	Jun-07	(13,826)	1,555					
252.3345	CIAC - Service Lines	Jul-07	(13,826)	1,584					
252.3345	CIAC - Service Lines	Aug-07	(13,826)	1,613					
252.3345	CIAC - Service Lines	Sep-07	(13,826)	1,642					
252.3345	CIAC - Service Lines	Oct-07	(13,826)	1,671					
252.3345	CIAC - Service Lines	Nov-07	(13,826)	1,699					
252.3345	CIAC - Service Lines	Dec-07	(13,826)	1,728					
252.3345	CIAC - Service Lines	Jan-08	(13,826)	1,757					
252.3345	CIAC - Service Lines	Feb-08	(13,826)	1,786					
252.3345	CIAC - Service Lines	Mar-08	(13,826)	1,815					
252.3345	CIAC - Service Lines	Apr-08	(13,826)	1,843					
252.3345	CIAC - Service Lines	May-08	(13,826)	1,872					
252.3345	CIAC - Service Lines	Jun-08	(13,826)	1,901					
252.3345	CIAC - Service Lines	Jul-08	(13,826)	1,930					
252.3345	CIAC - Service Lines	Aug-08	(13,826)	1,959					
252.3345	CIAC - Service Lines	Sep-08	(13,826)	1,987					
252.3345	CIAC - Service Lines	Oct-08	(13,826)	2,016					
252.3345	CIAC - Service Lines	Nov-08	(13,826)	2,045			Plant	A/D	Dep Exp
252.3345	CIAC - Service Lines	Dec-08	(13,826)	2,074	13-Month Average Restated	(13,826)	1,901	(346)	
					13-Month Average Per Books	(13,826)	1,901	(346)	
					Adjustment	-	0	(0)	

<u>Account</u>	<u>Description</u>	<u>Year/Month</u>	<u>Plant Balance</u>	<u>A/D</u>					
252.3350	CIAC - Meters	2005	(4,115)	617					
252.3350	CIAC - Meters	2006	(4,115)	823					
252.3350	CIAC - Meters	Jan-07	(4,115)	840					
252.3350	CIAC - Meters	Feb-07	(4,115)	857					
252.3350	CIAC - Meters	Mar-07	(4,115)	874					
252.3350	CIAC - Meters	Apr-07	(4,115)	891					
252.3350	CIAC - Meters	May-07	(4,115)	909					
252.3350	CIAC - Meters	Jun-07	(4,115)	926					
252.3350	CIAC - Meters	Jul-07	(4,115)	943					
252.3350	CIAC - Meters	Aug-07	(4,115)	960					
252.3350	CIAC - Meters	Sep-07	(4,115)	977					
252.3350	CIAC - Meters	Oct-07	(4,115)	994					
252.3350	CIAC - Meters	Nov-07	(4,115)	1,011					
252.3350	CIAC - Meters	Dec-07	(4,115)	1,029					
252.3350	CIAC - Meters	Jan-08	(4,115)	1,046					
252.3350	CIAC - Meters	Feb-08	(4,115)	1,063					
252.3350	CIAC - Meters	Mar-08	(4,115)	1,080					
252.3350	CIAC - Meters	Apr-08	(4,115)	1,097					
252.3350	CIAC - Meters	May-08	(4,115)	1,114					
252.3350	CIAC - Meters	Jun-08	(4,115)	1,131					
252.3350	CIAC - Meters	Jul-08	(4,115)	1,149					
252.3350	CIAC - Meters	Aug-08	(4,115)	1,166					
252.3350	CIAC - Meters	Sep-08	(4,115)	1,183					
252.3350	CIAC - Meters	Oct-08	(4,115)	1,200					
252.3350	CIAC - Meters	Nov-08	(4,115)	1,217			Plant	A/D	Dep Exp
252.3350	CIAC - Meters	Dec-08	(4,115)	1,234		13-Month Average Restated	(4,115)	1,131	(206)
						13-Month Average Per Books	(4,115)	1,131	(206)
						Adjustment	-	0	(0)

<u>Account</u>	<u>Description</u>	<u>Year/Month</u>	<u>Plant Balance</u>	<u>A/D</u>					
252.3355	CIAC - Meter Installations	2005	(156)	23					
252.3355	CIAC - Meter Installations	2006	(156)	31					
252.3355	CIAC - Meter Installations	Jan-07	(156)	32					
252.3355	CIAC - Meter Installations	Feb-07	(156)	32					
252.3355	CIAC - Meter Installations	Mar-07	(156)	33					
252.3355	CIAC - Meter Installations	Apr-07	(156)	34					
252.3355	CIAC - Meter Installations	May-07	(156)	34					
252.3355	CIAC - Meter Installations	Jun-07	(156)	35					
252.3355	CIAC - Meter Installations	Jul-07	(156)	36					
252.3355	CIAC - Meter Installations	Aug-07	(156)	36					
252.3355	CIAC - Meter Installations	Sep-07	(156)	37					
252.3355	CIAC - Meter Installations	Oct-07	(156)	38					
252.3355	CIAC - Meter Installations	Nov-07	(156)	38					
252.3355	CIAC - Meter Installations	Dec-07	(156)	39					
252.3355	CIAC - Meter Installations	Jan-08	(156)	40					
252.3355	CIAC - Meter Installations	Feb-08	(156)	40					
252.3355	CIAC - Meter Installations	Mar-08	(156)	41					
252.3355	CIAC - Meter Installations	Apr-08	(156)	42					
252.3355	CIAC - Meter Installations	May-08	(156)	42					
252.3355	CIAC - Meter Installations	Jun-08	(156)	43					
252.3355	CIAC - Meter Installations	Jul-08	(156)	43					
252.3355	CIAC - Meter Installations	Aug-08	(156)	44					
252.3355	CIAC - Meter Installations	Sep-08	(156)	45					
252.3355	CIAC - Meter Installations	Oct-08	(156)	45					
252.3355	CIAC - Meter Installations	Nov-08	(156)	46			Plant	A/D	Dep Exp
252.3355	CIAC - Meter Installations	Dec-08	(156)	47	13-Month Average Restated	(156)		43	(8)
					13-Month Average Per Books	(156)		43	(8)
					Adjustment	-		(0)	0

Account	Description	Year/Month	Plant Balance	A/D					
252.3360	CIAC - Hydrants	2005	(2,970)	198					
252.3360	CIAC - Hydrants	2006	(2,970)	264					
252.3360	CIAC - Hydrants	Jan-07	(2,970)	269					
252.3360	CIAC - Hydrants	Feb-07	(2,970)	275					
252.3360	CIAC - Hydrants	Mar-07	(2,970)	280					
252.3360	CIAC - Hydrants	Apr-07	(2,970)	286					
252.3360	CIAC - Hydrants	May-07	(2,970)	291					
252.3360	CIAC - Hydrants	Jun-07	(2,970)	297					
252.3360	CIAC - Hydrants	Jul-07	(2,970)	302					
252.3360	CIAC - Hydrants	Aug-07	(2,970)	308					
252.3360	CIAC - Hydrants	Sep-07	(2,970)	313					
252.3360	CIAC - Hydrants	Oct-07	(2,970)	319					
252.3360	CIAC - Hydrants	Nov-07	(2,970)	324					
252.3360	CIAC - Hydrants	Dec-07	(2,970)	330					
252.3360	CIAC - Hydrants	Jan-08	(2,970)	335					
252.3360	CIAC - Hydrants	Feb-08	(2,970)	341					
252.3360	CIAC - Hydrants	Mar-08	(2,970)	346					
252.3360	CIAC - Hydrants	Apr-08	(2,970)	352					
252.3360	CIAC - Hydrants	May-08	(2,970)	357					
252.3360	CIAC - Hydrants	Jun-08	(2,970)	363					
252.3360	CIAC - Hydrants	Jul-08	(2,970)	368					
252.3360	CIAC - Hydrants	Aug-08	(2,970)	374					
252.3360	CIAC - Hydrants	Sep-08	(2,970)	379					
252.3360	CIAC - Hydrants	Oct-08	(2,970)	385					
252.3360	CIAC - Hydrants	Nov-08	(2,970)	390			Plant	A/D	Dep Exp
252.3360	CIAC - Hydrants	Dec-08	(2,970)	396	13-Month Average Restated	(2,970)	363	(66)	
					13-Month Average Per Books	(2,970)	362	(66)	
					Adjustment	-	0	(0)	

<u>Account</u>	<u>Description</u>	<u>Year/Month</u>	<u>Plant Balance</u>	<u>A/D</u>				
252.3430	CIAC - Other Tangible Plant - Water	2005	-	-				
252.3430	CIAC - Other Tangible Plant - Water	2006	-	-				
252.3430	CIAC - Other Tangible Plant - Water	Jan-07	-	-				
252.3430	CIAC - Other Tangible Plant - Water	Feb-07	-	-				
252.3430	CIAC - Other Tangible Plant - Water	Mar-07	-	-				
252.3430	CIAC - Other Tangible Plant - Water	Apr-07	-	-				
252.3430	CIAC - Other Tangible Plant - Water	May-07	-	-				
252.3430	CIAC - Other Tangible Plant - Water	Jun-07	-	-				
252.3430	CIAC - Other Tangible Plant - Water	Jul-07	-	-				
252.3430	CIAC - Other Tangible Plant - Water	Aug-07	-	-				
252.3430	CIAC - Other Tangible Plant - Water	Sep-07	-	-				
252.3430	CIAC - Other Tangible Plant - Water	Oct-07	-	-				
252.3430	CIAC - Other Tangible Plant - Water	Nov-07	-	-				
252.3430	CIAC - Other Tangible Plant - Water	Dec-07	-	-				
252.3430	CIAC - Other Tangible Plant - Water	Jan-08	-	-				
252.3430	CIAC - Other Tangible Plant - Water	Feb-08	-	-				
252.3430	CIAC - Other Tangible Plant - Water	Mar-08	-	-				
252.3430	CIAC - Other Tangible Plant - Water	Apr-08	-	-				
252.3430	CIAC - Other Tangible Plant - Water	May-08	-	-				
252.3430	CIAC - Other Tangible Plant - Water	Jun-08	-	-				
252.3430	CIAC - Other Tangible Plant - Water	Jul-08	-	-				
252.3430	CIAC - Other Tangible Plant - Water	Aug-08	-	-				
252.3430	CIAC - Other Tangible Plant - Water	Sep-08	-	-				
252.3430	CIAC - Other Tangible Plant - Water	Oct-08	-	-				
252.3430	CIAC - Other Tangible Plant - Water	Nov-08	-	-		Plant	A/D	Dep Exp
252.3430	CIAC - Other Tangible Plant - Water	Dec-08	-	-	13-Month Average Restated	-	-	-
					13-Month Average Per Books	(47,980)	60,031	(1,200)
					Adjustment	47,980	(60,031)	1,200

Account	Description	Year/Month	Plant Balance	A/D					
252.3435	CIAC - Water Tap	2005	(66,530)	55,551					
252.3435	CIAC - Water Tap	2006	(68,280)	55,970					
252.3435	CIAC - Water Tap	Jan-07	(68,280)	56,112					
252.3435	CIAC - Water Tap	Feb-07	(68,280)	56,255					
252.3435	CIAC - Water Tap	Mar-07	(69,680)	56,400					
252.3435	CIAC - Water Tap	Apr-07	(69,680)	56,545					
252.3435	CIAC - Water Tap	May-07	(71,080)	56,693					
252.3435	CIAC - Water Tap	Jun-07	(71,080)	56,841					
252.3435	CIAC - Water Tap	Jul-07	(71,080)	56,989					
252.3435	CIAC - Water Tap	Aug-07	(71,280)	57,138					
252.3435	CIAC - Water Tap	Sep-07	(71,280)	57,286					
252.3435	CIAC - Water Tap	Oct-07	(71,280)	57,435					
252.3435	CIAC - Water Tap	Nov-07	(71,280)	57,583					
252.3435	CIAC - Water Tap	Dec-07	(71,280)	57,732					
252.3435	CIAC - Water Tap	Jan-08	(71,280)	57,880					
252.3435	CIAC - Water Tap	Feb-08	(71,280)	58,029					
252.3435	CIAC - Water Tap	Mar-08	(71,280)	58,177					
252.3435	CIAC - Water Tap	Apr-08	(71,280)	58,326					
252.3435	CIAC - Water Tap	May-08	(71,280)	58,474					
252.3435	CIAC - Water Tap	Jun-08	(71,280)	58,623					
252.3435	CIAC - Water Tap	Jul-08	(71,280)	58,771					
252.3435	CIAC - Water Tap	Aug-08	(71,280)	58,920					
252.3435	CIAC - Water Tap	Sep-08	(71,280)	59,068					
252.3435	CIAC - Water Tap	Oct-08	(71,280)	59,217					
252.3435	CIAC - Water Tap	Nov-08	(71,280)	59,365			Plant	A/D	Dep Exp
252.3435	CIAC - Water Tap	Dec-08	(71,280)	59,514	13-Month Average Restated		(71,280)	58,623	(1,782)
					13-Month Average Per Books		(23,300)	2,090	(583)
						Adjustment	(47,980)	56,533	(1,199)



Account	Description	Year/Month	Plant Balance	A/D					
252.3455	CIAC - Water Plant Meter Fee	2005	-	-					
252.3455	CIAC - Water Plant Meter Fee	2006	-	-					
252.3455	CIAC - Water Plant Meter Fee	Jan-07	-	-					
252.3455	CIAC - Water Plant Meter Fee	Feb-07	-	-					
252.3455	CIAC - Water Plant Meter Fee	Mar-07	-	-					
252.3455	CIAC - Water Plant Meter Fee	Apr-07	-	-					
252.3455	CIAC - Water Plant Meter Fee	May-07	-	-					
252.3455	CIAC - Water Plant Meter Fee	Jun-07	-	-					
252.3455	CIAC - Water Plant Meter Fee	Jul-07	-	-					
252.3455	CIAC - Water Plant Meter Fee	Aug-07	(150)	0					
252.3455	CIAC - Water Plant Meter Fee	Sep-07	(150)	1					
252.3455	CIAC - Water Plant Meter Fee	Oct-07	(150)	1					
252.3455	CIAC - Water Plant Meter Fee	Nov-07	(150)	1					
252.3455	CIAC - Water Plant Meter Fee	Dec-07	(150)	2					
252.3455	CIAC - Water Plant Meter Fee	Jan-08	(150)	2					
252.3455	CIAC - Water Plant Meter Fee	Feb-08	(150)	2					
252.3455	CIAC - Water Plant Meter Fee	Mar-08	(150)	3					
252.3455	CIAC - Water Plant Meter Fee	Apr-08	(150)	3					
252.3455	CIAC - Water Plant Meter Fee	May-08	(150)	3					
252.3455	CIAC - Water Plant Meter Fee	Jun-08	(150)	3					
252.3455	CIAC - Water Plant Meter Fee	Jul-08	(150)	4					
252.3455	CIAC - Water Plant Meter Fee	Aug-08	(150)	4					
252.3455	CIAC - Water Plant Meter Fee	Sep-08	(150)	4					
252.3455	CIAC - Water Plant Meter Fee	Oct-08	(150)	5					
252.3455	CIAC - Water Plant Meter Fee	Nov-08	(150)	5			Plant	A/D	Dep Exp
252.3455	CIAC - Water Plant Meter Fee	Dec-08	(150)	5	13-Month Average Restated	(150)		3	(4)
					13-Month Average Per Books	(150)		2	(2)
					Adjustment	-		1	(1)

<u>Account</u>	<u>Description</u>	<u>Year/Month</u>	<u>Plant Balance</u>	<u>A/D</u>					
252.3520	CIAC - Structures & Improvements - General	2005	-	-					
252.3520	CIAC - Structures & Improvements - General	2006	-	-					
252.3520	CIAC - Structures & Improvements - General	Jan-07	-	-					
252.3520	CIAC - Structures & Improvements - General	Feb-07	-	-					
252.3520	CIAC - Structures & Improvements - General	Mar-07	-	-					
252.3520	CIAC - Structures & Improvements - General	Apr-07	-	-					
252.3520	CIAC - Structures & Improvements - General	May-07	-	-					
252.3520	CIAC - Structures & Improvements - General	Jun-07	-	-					
252.3520	CIAC - Structures & Improvements - General	Jul-07	-	-					
252.3520	CIAC - Structures & Improvements - General	Aug-07	-	-					
252.3520	CIAC - Structures & Improvements - General	Sep-07	-	-					
252.3520	CIAC - Structures & Improvements - General	Oct-07	-	-					
252.3520	CIAC - Structures & Improvements - General	Nov-07	-	-					
252.3520	CIAC - Structures & Improvements - General	Dec-07	-	-					
252.3520	CIAC - Structures & Improvements - General	Jan-08	-	-					
252.3520	CIAC - Structures & Improvements - General	Feb-08	-	-					
252.3520	CIAC - Structures & Improvements - General	Mar-08	-	-					
252.3520	CIAC - Structures & Improvements - General	Apr-08	-	-					
252.3520	CIAC - Structures & Improvements - General	May-08	-	-					
252.3520	CIAC - Structures & Improvements - General	Jun-08	-	-					
252.3520	CIAC - Structures & Improvements - General	Jul-08	-	-					
252.3520	CIAC - Structures & Improvements - General	Aug-08	-	-					
252.3520	CIAC - Structures & Improvements - General	Sep-08	-	-					
252.3520	CIAC - Structures & Improvements - General	Oct-08	-	-					
252.3520	CIAC - Structures & Improvements - General	Nov-08	-	-			Plant	A/D	Dep Exp
252.3520	CIAC - Structures & Improvements - General	Dec-08	-	-		13-Month Average Restated	-	-	-
						13-Month Average Per Books	(450)	140	(11)
						Adjustment	450	(140)	11

Account	Description	Year/Month	Plant Balance	A/D					
252.3705	CIAC - Sewer Tap	2005	(3,600)	202					
252.3705	CIAC - Sewer Tap	2006	(3,600)	292					
252.3705	CIAC - Sewer Tap	Jan-07	(3,600)	299					
252.3705	CIAC - Sewer Tap	Feb-07	(3,600)	307					
252.3705	CIAC - Sewer Tap	Mar-07	(5,400)	318					
252.3705	CIAC - Sewer Tap	Apr-07	(5,400)	329					
252.3705	CIAC - Sewer Tap	May-07	(7,200)	344					
252.3705	CIAC - Sewer Tap	Jun-07	(7,200)	359					
252.3705	CIAC - Sewer Tap	Jul-07	(7,200)	374					
252.3705	CIAC - Sewer Tap	Aug-07	(7,200)	389					
252.3705	CIAC - Sewer Tap	Sep-07	(7,200)	404					
252.3705	CIAC - Sewer Tap	Oct-07	(7,200)	419					
252.3705	CIAC - Sewer Tap	Nov-07	(7,200)	434					
252.3705	CIAC - Sewer Tap	Dec-07	(7,200)	449					
252.3705	CIAC - Sewer Tap	Jan-08	(7,200)	464					
252.3705	CIAC - Sewer Tap	Feb-08	(7,200)	479					
252.3705	CIAC - Sewer Tap	Mar-08	(7,200)	494					
252.3705	CIAC - Sewer Tap	Apr-08	(7,200)	509					
252.3705	CIAC - Sewer Tap	May-08	(7,200)	524					
252.3705	CIAC - Sewer Tap	Jun-08	(7,200)	539					
252.3705	CIAC - Sewer Tap	Jul-08	(7,200)	554					
252.3705	CIAC - Sewer Tap	Aug-08	(7,200)	569					
252.3705	CIAC - Sewer Tap	Sep-08	(7,200)	584					
252.3705	CIAC - Sewer Tap	Oct-08	(7,200)	599			363.2		
252.3705	CIAC - Sewer Tap	Nov-08	(7,200)	614			Plant	A/D	Dep Exp
252.3705	CIAC - Sewer Tap	Dec-08	(7,200)	629	13-Month Average Restated		(7,200)	539	(180)
					13-Month Average Per Books		(6,750)	503	(225)
					Adjustment		(450)	36	45

<b>UTILITIES, INC. OF FLORIDA - ORANGE COUNTY</b>				
<b>WATER SUMMARY/WASTEWATER SUMMARY</b>				
<b>ROLLFORWARD OF PLANT AND A/D</b>				
<b>ROLLFORWARD OF CIAC AND A/A</b>				
<b>2006 - 2008</b>				
	<b>2006 - 2008</b>			2009
	Plant	A/D	Dep Exp	A/D
<b>Water UPIS</b>	(132,922)	80,813	(9,817)	(7,377)
Rounding		2		
<b>Total</b>	<b>(132,922)</b>	<b>80,815</b>	<b>(9,817)</b>	<b>(7,377)</b>
	Plant	A/A	Dep Exp	A/A
Water CIAC	(85,736)	2,196	(1,023)	1,060
Rounding			1	
<b>Total</b>	<b>(85,736)</b>	<b>2,196</b>	<b>(1,022)</b>	<b>1,060</b>

<b>UTILITIES, INC. OF FLORIDA -ORANGE COUNTY</b>									
<b>ROLLFORWARD OF PLANT AND A/D</b>									
<b>ROLLFORWARD OF CIAC AND A/A</b>									
<b>2006 - 2008</b>									
<u>Account</u>	<u>Description</u>	<u>Year/Month</u>	<u>Plant Balance</u>	<u>A/D</u>					
252.1020	Organization	2005	7,734	(7,862)					
252.1020	Organization	2006	7,734	(7,862)					
252.1020	Organization	Jan-07	7,734	(7,862)					
252.1020	Organization	Feb-07	7,734	(7,862)					
252.1020	Organization	Mar-07	7,734	(7,862)					
252.1020	Organization	Apr-07	7,734	(7,862)					
252.1020	Organization	May-07	7,734	(7,862)					
252.1020	Organization	Jun-07	7,734	(7,862)					
252.1020	Organization	Jul-07	7,734	(7,862)					
252.1020	Organization	Aug-07	7,734	(7,862)					
252.1020	Organization	Sep-07	7,734	(7,862)					
252.1020	Organization	Oct-07	7,734	(7,862)					
252.1020	Organization	Nov-07	7,734	(7,862)					
252.1020	Organization	Dec-07	7,734	(7,862)					
252.1020	Organization	Jan-08	7,734	(7,862)					
252.1020	Organization	Feb-08	7,734	(7,862)					
252.1020	Organization	Mar-08	7,734	(7,862)					
252.1020	Organization	Apr-08	7,734	(7,862)					
252.1020	Organization	May-08	7,734	(7,862)					
252.1020	Organization	Jun-08	7,734	(7,862)					
252.1020	Organization	Jul-08	7,734	(7,862)					
252.1020	Organization	Aug-08	7,734	(7,862)					
252.1020	Organization	Sep-08	7,734	(7,862)					
252.1020	Organization	Oct-08	7,734	(7,862)					
252.1020	Organization	Nov-08	7,734	(7,862)			Plant	A/D	Dep Exp
252.1020	Organization	Dec-08	7,734	(7,862)	13-Month Average Restated		7,734.00	(7,862)	-
					13-Month Average Per Books		7,255.00	14,530	131
						Adjustment	479.00	(22,392)	(131)
						301.1			

<u>Account</u>	<u>Description</u>	<u>Year/Month</u>	<u>Plant Balance</u>	<u>A/D</u>				
252.1030	Land & Land Rights - Source of Supply	2005	0	-				
252.1030	Land & Land Rights - Source of Supply	2006	0	-				
252.1030	Land & Land Rights - Source of Supply	Jan-07	0	-				
252.1030	Land & Land Rights - Source of Supply	Feb-07	0	-				
252.1030	Land & Land Rights - Source of Supply	Mar-07	0	-				
252.1030	Land & Land Rights - Source of Supply	Apr-07	0	-				
252.1030	Land & Land Rights - Source of Supply	May-07	0	-				
252.1030	Land & Land Rights - Source of Supply	Jun-07	0	-				
252.1030	Land & Land Rights - Source of Supply	Jul-07	0	-				
252.1030	Land & Land Rights - Source of Supply	Aug-07	0	-				
252.1030	Land & Land Rights - Source of Supply	Sep-07	0	-				
252.1030	Land & Land Rights - Source of Supply	Oct-07	0	-				
252.1030	Land & Land Rights - Source of Supply	Nov-07	0	-				
252.1030	Land & Land Rights - Source of Supply	Dec-07	0	-				
252.1030	Land & Land Rights - Source of Supply	Jan-08	0	-				
252.1030	Land & Land Rights - Source of Supply	Feb-08	0	-				
252.1030	Land & Land Rights - Source of Supply	Mar-08	0	-				
252.1030	Land & Land Rights - Source of Supply	Apr-08	0	-				
252.1030	Land & Land Rights - Source of Supply	May-08	0	-				
252.1030	Land & Land Rights - Source of Supply	Jun-08	0	-				
252.1030	Land & Land Rights - Source of Supply	Jul-08	0	-				
252.1030	Land & Land Rights - Source of Supply	Aug-08	0	-				
252.1030	Land & Land Rights - Source of Supply	Sep-08	0	-				
252.1030	Land & Land Rights - Source of Supply	Oct-08	0	-				
252.1030	Land & Land Rights - Source of Supply	Nov-08	0	-			Plant	
252.1030	Land & Land Rights - Source of Supply	Dec-08	0	-		13-Month Average Restated	0.19	
						13-Month Average Per Books	(2,783.00)	
						Adjustment	2,783.19	
						303.2		

<u>Account</u>	<u>Description</u>	<u>Year/Month</u>	<u>Plant Balance</u>	<u>A/D</u>					
252.1045	Land & Land Rights - General	2005	-	-					
252.1045	Land & Land Rights - General	2006	-	-					
252.1045	Land & Land Rights - General	Jan-07	-	-					
252.1045	Land & Land Rights - General	Feb-07	-	-					
252.1045	Land & Land Rights - General	Mar-07	-	-					
252.1045	Land & Land Rights - General	Apr-07	-	-					
252.1045	Land & Land Rights - General	May-07	-	-					
252.1045	Land & Land Rights - General	Jun-07	-	-					
252.1045	Land & Land Rights - General	Jul-07	-	-					
252.1045	Land & Land Rights - General	Aug-07	-	-					
252.1045	Land & Land Rights - General	Sep-07	-	-					
252.1045	Land & Land Rights - General	Oct-07	-	-					
252.1045	Land & Land Rights - General	Nov-07	-	-					
252.1045	Land & Land Rights - General	Dec-07	-	-					
252.1045	Land & Land Rights - General	Jan-08	-	-					
252.1045	Land & Land Rights - General	Feb-08	-	-					
252.1045	Land & Land Rights - General	Mar-08	-	-					
252.1045	Land & Land Rights - General	Apr-08	-	-					
252.1045	Land & Land Rights - General	May-08	-	-					
252.1045	Land & Land Rights - General	Jun-08	-	-					
252.1045	Land & Land Rights - General	Jul-08	-	-					
252.1045	Land & Land Rights - General	Aug-08	-	-					
252.1045	Land & Land Rights - General	Sep-08	-	-					
252.1045	Land & Land Rights - General	Oct-08	-	-					
252.1045	Land & Land Rights - General	Nov-08	-	-				Plant	
252.1045	Land & Land Rights - General	Dec-08	-	-			13-Month Average Restated	-	
							13-Month Average Per Books	2,783.19	
							Adjustment	(2,783.19)	
							303.5		

<u>Account</u>	<u>Description</u>	<u>Year/Month</u>	<u>Plant Balance</u>	<u>A/D</u>					
252.1050	Structures & Improvements - Source of Supply	2005	(275)	256					
252.1050	Structures & Improvements - Source of Supply	2006	(275)	265					
252.1050	Structures & Improvements - Source of Supply	Jan-07	(275)	266					
252.1050	Structures & Improvements - Source of Supply	Feb-07	(275)	266					
252.1050	Structures & Improvements - Source of Supply	Mar-07	(275)	267					
252.1050	Structures & Improvements - Source of Supply	Apr-07	(275)	268					
252.1050	Structures & Improvements - Source of Supply	May-07	(275)	268					
252.1050	Structures & Improvements - Source of Supply	Jun-07	(275)	269					
252.1050	Structures & Improvements - Source of Supply	Jul-07	(275)	270					
252.1050	Structures & Improvements - Source of Supply	Aug-07	(275)	271					
252.1050	Structures & Improvements - Source of Supply	Sep-07	(275)	271					
252.1050	Structures & Improvements - Source of Supply	Oct-07	(275)	272					
252.1050	Structures & Improvements - Source of Supply	Nov-07	(275)	273					
252.1050	Structures & Improvements - Source of Supply	Dec-07	(275)	273					
252.1050	Structures & Improvements - Source of Supply	Jan-08	110,248	(14)					
252.1050	Structures & Improvements - Source of Supply	Feb-08	110,248	(301)					
252.1050	Structures & Improvements - Source of Supply	Mar-08	110,248	(588)					
252.1050	Structures & Improvements - Source of Supply	Apr-08	110,248	(875)					
252.1050	Structures & Improvements - Source of Supply	May-08	110,248	(1,162)					
252.1050	Structures & Improvements - Source of Supply	Jun-08	110,248	(1,449)					
252.1050	Structures & Improvements - Source of Supply	Jul-08	110,248	(1,736)					
252.1050	Structures & Improvements - Source of Supply	Aug-08	110,248	(2,023)					
252.1050	Structures & Improvements - Source of Supply	Sep-08	110,248	(2,311)					
252.1050	Structures & Improvements - Source of Supply	Oct-08	110,248	(2,598)					
252.1050	Structures & Improvements - Source of Supply	Nov-08	110,248	(2,885)					
252.1050	Structures & Improvements - Source of Supply	Dec-08	110,248	(3,172)					
					13-Month Average Restated	101,745.96	(1,449)	3,445	
					13-Month Average Per Books	(274.74)	(328)	156	
					Adjustment	102,020.70	(1,121)	3,289	
					304.2				



<u>Account</u>	<u>Description</u>	<u>Year/Month</u>	<u>Plant Balance</u>	<u>A/D</u>					
252.1055	Structures & Improvements - Water Treatment	2005	359	(156)					
252.1055	Structures & Improvements - Water Treatment	2006	359	(167)					
252.1055	Structures & Improvements - Water Treatment	Jan-07	359	(168)					
252.1055	Structures & Improvements - Water Treatment	Feb-07	359	(169)					
252.1055	Structures & Improvements - Water Treatment	Mar-07	359	(170)					
252.1055	Structures & Improvements - Water Treatment	Apr-07	359	(171)					
252.1055	Structures & Improvements - Water Treatment	May-07	359	(171)					
252.1055	Structures & Improvements - Water Treatment	Jun-07	359	(172)					
252.1055	Structures & Improvements - Water Treatment	Jul-07	359	(173)					
252.1055	Structures & Improvements - Water Treatment	Aug-07	359	(174)					
252.1055	Structures & Improvements - Water Treatment	Sep-07	359	(175)					
252.1055	Structures & Improvements - Water Treatment	Oct-07	359	(176)					
252.1055	Structures & Improvements - Water Treatment	Nov-07	359	(177)					
252.1055	Structures & Improvements - Water Treatment	Dec-07	359	(178)					
252.1055	Structures & Improvements - Water Treatment	Jan-08	359	(179)					
252.1055	Structures & Improvements - Water Treatment	Feb-08	359	(180)					
252.1055	Structures & Improvements - Water Treatment	Mar-08	359	(181)					
252.1055	Structures & Improvements - Water Treatment	Apr-08	359	(182)					
252.1055	Structures & Improvements - Water Treatment	May-08	359	(183)					
252.1055	Structures & Improvements - Water Treatment	Jun-08	359	(184)					
252.1055	Structures & Improvements - Water Treatment	Jul-08	359	(185)					
252.1055	Structures & Improvements - Water Treatment	Aug-08	359	(185)					
252.1055	Structures & Improvements - Water Treatment	Sep-08	359	(186)					
252.1055	Structures & Improvements - Water Treatment	Oct-08	359	(187)					
252.1055	Structures & Improvements - Water Treatment	Nov-08	359	(188)			Plant	A/D	Dep Exp
252.1055	Structures & Improvements - Water Treatment	Dec-08	359	(189)		13-Month Average Restated	359.25	(184)	11
						13-Month Average Per Books	359.25	11	11
						Adjustment	-	(195)	(0)
						304.3			

<u>Account</u>	<u>Description</u>	<u>Year/Month</u>	<u>Plant Balance</u>	<u>A/D</u>					
252.1065	Structures & Improvements - General	2005	-	-					
252.1065	Structures & Improvements - General	2006	-	-					
252.1065	Structures & Improvements - General	Jan-07	-	-					
252.1065	Structures & Improvements - General	Feb-07	-	-					
252.1065	Structures & Improvements - General	Mar-07	-	-					
252.1065	Structures & Improvements - General	Apr-07	-	-					
252.1065	Structures & Improvements - General	May-07	-	-					
252.1065	Structures & Improvements - General	Jun-07	-	-					
252.1065	Structures & Improvements - General	Jul-07	-	-					
252.1065	Structures & Improvements - General	Aug-07	-	-					
252.1065	Structures & Improvements - General	Sep-07	-	-					
252.1065	Structures & Improvements - General	Oct-07	-	-					
252.1065	Structures & Improvements - General	Nov-07	-	-					
252.1065	Structures & Improvements - General	Dec-07	-	-					
252.1065	Structures & Improvements - General	Jan-08	-	-					
252.1065	Structures & Improvements - General	Feb-08	-	-					
252.1065	Structures & Improvements - General	Mar-08	-	-					
252.1065	Structures & Improvements - General	Apr-08	-	-					
252.1065	Structures & Improvements - General	May-08	-	-					
252.1065	Structures & Improvements - General	Jun-08	-	-					
252.1065	Structures & Improvements - General	Jul-08	-	-					
252.1065	Structures & Improvements - General	Aug-08	-	-					
252.1065	Structures & Improvements - General	Sep-08	-	-					
252.1065	Structures & Improvements - General	Oct-08	-	-					
252.1065	Structures & Improvements - General	Nov-08	-	-			Plant	A/D	Dep Exp
252.1065	Structures & Improvements - General	Dec-08	-	-			-	-	-
							13-Month Average Restated		
							13-Month Average Per Books	102,020.70	(4,411) 6,366
							Adjustment	(102,020.70)	4,411 (6,366)
							304.5		

<u>Account</u>	<u>Description</u>	<u>Year/Month</u>	<u>Plant Balance</u>	<u>A/D</u>					
252.1080	Wells & Springs	2005	169	193					
252.1080	Wells & Springs	2006	325	186					
252.1080	Wells & Springs	Jan-07	325	185					
252.1080	Wells & Springs	Feb-07	325	184					
252.1080	Wells & Springs	Mar-07	325	183					
252.1080	Wells & Springs	Apr-07	325	182					
252.1080	Wells & Springs	May-07	325	181					
252.1080	Wells & Springs	Jun-07	325	180					
252.1080	Wells & Springs	Jul-07	325	179					
252.1080	Wells & Springs	Aug-07	325	179					
252.1080	Wells & Springs	Sep-07	325	178					
252.1080	Wells & Springs	Oct-07	325	177					
252.1080	Wells & Springs	Nov-07	325	176					
252.1080	Wells & Springs	Dec-07	325	175					
252.1080	Wells & Springs	Jan-08	325	174					
252.1080	Wells & Springs	Feb-08	325	173					
252.1080	Wells & Springs	Mar-08	325	172					
252.1080	Wells & Springs	Apr-08	325	171					
252.1080	Wells & Springs	May-08	325	170					
252.1080	Wells & Springs	Jun-08	325	170					
252.1080	Wells & Springs	Jul-08	325	169					
252.1080	Wells & Springs	Aug-08	325	168					
252.1080	Wells & Springs	Sep-08	325	167					
252.1080	Wells & Springs	Oct-08	325	166					
252.1080	Wells & Springs	Nov-08	325	165					
252.1080	Wells & Springs	Dec-08	325	164					
							Plant	A/D	Dep Exp
						13-Month Average Restated	325.04	170	11
						13-Month Average Per Books	19,452.04	(3,992)	1,038
						Adjustment	(19,127.00)	4,162	(1,027)
						307.2			

<u>Account</u>	<u>Description</u>	<u>Year/Month</u>	<u>Plant Balance</u>	<u>A/D</u>					
252.1100	Electric Pump Equipment - Source of Supply	2005	-	-					
252.1100	Electric Pump Equipment - Source of Supply	2006	-	-					
252.1100	Electric Pump Equipment - Source of Supply	Jan-07	-	-					
252.1100	Electric Pump Equipment - Source of Supply	Feb-07	-	-					
252.1100	Electric Pump Equipment - Source of Supply	Mar-07	-	-					
252.1100	Electric Pump Equipment - Source of Supply	Apr-07	-	-					
252.1100	Electric Pump Equipment - Source of Supply	May-07	-	-					
252.1100	Electric Pump Equipment - Source of Supply	Jun-07	-	-					
252.1100	Electric Pump Equipment - Source of Supply	Jul-07	-	-					
252.1100	Electric Pump Equipment - Source of Supply	Aug-07	-	-					
252.1100	Electric Pump Equipment - Source of Supply	Sep-07	-	-					
252.1100	Electric Pump Equipment - Source of Supply	Oct-07	-	-					
252.1100	Electric Pump Equipment - Source of Supply	Nov-07	-	-					
252.1100	Electric Pump Equipment - Source of Supply	Dec-07	-	-					
252.1100	Electric Pump Equipment - Source of Supply	Jan-08	-	-					
252.1100	Electric Pump Equipment - Source of Supply	Feb-08	-	-					
252.1100	Electric Pump Equipment - Source of Supply	Mar-08	-	-					
252.1100	Electric Pump Equipment - Source of Supply	Apr-08	-	-					
252.1100	Electric Pump Equipment - Source of Supply	May-08	-	-					
252.1100	Electric Pump Equipment - Source of Supply	Jun-08	-	-					
252.1100	Electric Pump Equipment - Source of Supply	Jul-08	-	-					
252.1100	Electric Pump Equipment - Source of Supply	Aug-08	-	-					
252.1100	Electric Pump Equipment - Source of Supply	Sep-08	-	-					
252.1100	Electric Pump Equipment - Source of Supply	Oct-08	-	-					
252.1100	Electric Pump Equipment - Source of Supply	Nov-08	-	-			Plant	A/D	Dep Exp
252.1100	Electric Pump Equipment - Source of Supply	Dec-08	-	-					
						13-Month Average Restated	-	-	-
						13-Month Average Per Books	-	13,952	-
						Adjustment	-	(13,952)	-
						311.2			

<u>Account</u>	<u>Description</u>	<u>Year/Month</u>	<u>Plant Balance</u>	<u>A/D</u>					
252.1105	Electric Pump Equipment - Water Treatment	2005	-	(0)					
252.1105	Electric Pump Equipment - Water Treatment	2006	-	(0)					
252.1105	Electric Pump Equipment - Water Treatment	Jan-07	-	(0)					
252.1105	Electric Pump Equipment - Water Treatment	Feb-07	-	(0)					
252.1105	Electric Pump Equipment - Water Treatment	Mar-07	-	(0)					
252.1105	Electric Pump Equipment - Water Treatment	Apr-07	-	(0)					
252.1105	Electric Pump Equipment - Water Treatment	May-07	-	(0)					
252.1105	Electric Pump Equipment - Water Treatment	Jun-07	-	(0)					
252.1105	Electric Pump Equipment - Water Treatment	Jul-07	-	(0)					
252.1105	Electric Pump Equipment - Water Treatment	Aug-07	-	(0)					
252.1105	Electric Pump Equipment - Water Treatment	Sep-07	-	(0)					
252.1105	Electric Pump Equipment - Water Treatment	Oct-07	-	(0)					
252.1105	Electric Pump Equipment - Water Treatment	Nov-07	-	(0)					
252.1105	Electric Pump Equipment - Water Treatment	Dec-07	-	(0)					
252.1105	Electric Pump Equipment - Water Treatment	Jan-08	-	(0)					
252.1105	Electric Pump Equipment - Water Treatment	Feb-08	-	(0)					
252.1105	Electric Pump Equipment - Water Treatment	Mar-08	-	(0)					
252.1105	Electric Pump Equipment - Water Treatment	Apr-08	-	(0)					
252.1105	Electric Pump Equipment - Water Treatment	May-08	-	(0)					
252.1105	Electric Pump Equipment - Water Treatment	Jun-08	-	(0)					
252.1105	Electric Pump Equipment - Water Treatment	Jul-08	-	(0)					
252.1105	Electric Pump Equipment - Water Treatment	Aug-08	-	(0)					
252.1105	Electric Pump Equipment - Water Treatment	Sep-08	-	(0)					
252.1105	Electric Pump Equipment - Water Treatment	Oct-08	-	(0)					
252.1105	Electric Pump Equipment - Water Treatment	Nov-08	-	(0)			Plant	A/D	Dep Exp
252.1105	Electric Pump Equipment - Water Treatment	Dec-08	-	(0)		13-Month Average Restated	-	(0)	-
						13-Month Average Per Books	(0.12)	(16,936)	995
						Adjustment	0.12	16,936	(995)
						311.3			

<u>Account</u>	<u>Description</u>	<u>Year/Month</u>	<u>Plant Balance</u>	<u>A/D</u>					
252.1115	Water Treatment Equipment	2005	0	(2)					
252.1115	Water Treatment Equipment	2006	0	(2)					
252.1115	Water Treatment Equipment	Jan-07	0	(2)					
252.1115	Water Treatment Equipment	Feb-07	0	(2)					
252.1115	Water Treatment Equipment	Mar-07	0	(2)					
252.1115	Water Treatment Equipment	Apr-07	0	(2)					
252.1115	Water Treatment Equipment	May-07	0	(2)					
252.1115	Water Treatment Equipment	Jun-07	0	(2)					
252.1115	Water Treatment Equipment	Jul-07	0	(2)					
252.1115	Water Treatment Equipment	Aug-07	0	(2)					
252.1115	Water Treatment Equipment	Sep-07	0	(2)					
252.1115	Water Treatment Equipment	Oct-07	0	(2)					
252.1115	Water Treatment Equipment	Nov-07	34	(2)					
252.1115	Water Treatment Equipment	Dec-07	34	(2)					
252.1115	Water Treatment Equipment	Jan-08	34	(2)					
252.1115	Water Treatment Equipment	Feb-08	34	(2)					
252.1115	Water Treatment Equipment	Mar-08	34	(2)					
252.1115	Water Treatment Equipment	Apr-08	34	(2)					
252.1115	Water Treatment Equipment	May-08	34	(3)					
252.1115	Water Treatment Equipment	Jun-08	34	(3)					
252.1115	Water Treatment Equipment	Jul-08	34	(3)					
252.1115	Water Treatment Equipment	Aug-08	34	(3)					
252.1115	Water Treatment Equipment	Sep-08	34	(3)					
252.1115	Water Treatment Equipment	Oct-08	34	(3)					
252.1115	Water Treatment Equipment	Nov-08	34	(3)					
252.1115	Water Treatment Equipment	Dec-08	34	(3)					
							Plant	A/D	Dep Exp
						13-Month Average Restated	34.12	(3)	2
						13-Month Average Per Books	34.12	(517)	173
						Adjustment	(0.00)	515	(171)
						320.3			

<u>Account</u>	<u>Description</u>	<u>Year/Month</u>	<u>Plant Balance</u>	<u>A/D</u>					
252.1120	Distribution Reservoirs & Standpipes	2005	3,051	(410)					
252.1120	Distribution Reservoirs & Standpipes	2006	3,301	(495)					
252.1120	Distribution Reservoirs & Standpipes	Jan-07	3,301	(502)					
252.1120	Distribution Reservoirs & Standpipes	Feb-07	3,301	(509)					
252.1120	Distribution Reservoirs & Standpipes	Mar-07	3,301	(517)					
252.1120	Distribution Reservoirs & Standpipes	Apr-07	3,301	(524)					
252.1120	Distribution Reservoirs & Standpipes	May-07	3,301	(532)					
252.1120	Distribution Reservoirs & Standpipes	Jun-07	3,301	(539)					
252.1120	Distribution Reservoirs & Standpipes	Jul-07	3,301	(547)					
252.1120	Distribution Reservoirs & Standpipes	Aug-07	3,570	(555)					
252.1120	Distribution Reservoirs & Standpipes	Sep-07	3,654	(563)					
252.1120	Distribution Reservoirs & Standpipes	Oct-07	3,654	(571)					
252.1120	Distribution Reservoirs & Standpipes	Nov-07	3,654	(579)					
252.1120	Distribution Reservoirs & Standpipes	Dec-07	3,654	(588)					
252.1120	Distribution Reservoirs & Standpipes	Jan-08	3,654	(596)					
252.1120	Distribution Reservoirs & Standpipes	Feb-08	3,654	(604)					
252.1120	Distribution Reservoirs & Standpipes	Mar-08	3,654	(612)					
252.1120	Distribution Reservoirs & Standpipes	Apr-08	3,654	(621)					
252.1120	Distribution Reservoirs & Standpipes	May-08	3,654	(629)					
252.1120	Distribution Reservoirs & Standpipes	Jun-08	3,654	(637)					
252.1120	Distribution Reservoirs & Standpipes	Jul-08	3,654	(645)					
252.1120	Distribution Reservoirs & Standpipes	Aug-08	3,654	(653)					
252.1120	Distribution Reservoirs & Standpipes	Sep-08	3,654	(662)					
252.1120	Distribution Reservoirs & Standpipes	Oct-08	3,761	(670)					
252.1120	Distribution Reservoirs & Standpipes	Nov-08	3,761	(679)			Plant	A/D	Dep Exp
252.1120	Distribution Reservoirs & Standpipes	Dec-08	3,761	(687)			13-Month Average Restated	3,678.46	(637) 99
							13-Month Average Per Books	3,678.46	(637) 99
							Adjustment	-	(0) 0
							330.4		

<u>Account</u>	<u>Description</u>	<u>Year/Month</u>	<u>Plant Balance</u>	<u>A/D</u>						
252.1125	Transmission & Distribution Mains	2005	75,656	(37,328)						
252.1125	Transmission & Distribution Mains	2006	80,273	(39,122)						
252.1125	Transmission & Distribution Mains	Jan-07	80,273	(39,278)						
252.1125	Transmission & Distribution Mains	Feb-07	80,273	(39,433)						
252.1125	Transmission & Distribution Mains	Mar-07	81,991	(39,592)						
252.1125	Transmission & Distribution Mains	Apr-07	81,991	(39,751)						
252.1125	Transmission & Distribution Mains	May-07	81,991	(39,910)						
252.1125	Transmission & Distribution Mains	Jun-07	82,898	(40,071)						
252.1125	Transmission & Distribution Mains	Jul-07	82,898	(40,231)						
252.1125	Transmission & Distribution Mains	Aug-07	82,898	(40,392)						
252.1125	Transmission & Distribution Mains	Sep-07	83,338	(40,554)						
252.1125	Transmission & Distribution Mains	Oct-07	83,372	(40,715)						
252.1125	Transmission & Distribution Mains	Nov-07	83,474	(40,877)						
252.1125	Transmission & Distribution Mains	Dec-07	83,474	(41,039)						
252.1125	Transmission & Distribution Mains	Jan-08	83,474	(41,201)						
252.1125	Transmission & Distribution Mains	Feb-08	83,474	(41,362)						
252.1125	Transmission & Distribution Mains	Mar-08	83,474	(41,524)						
252.1125	Transmission & Distribution Mains	Apr-08	83,474	(41,686)						
252.1125	Transmission & Distribution Mains	May-08	83,474	(41,848)						
252.1125	Transmission & Distribution Mains	Jun-08	83,474	(42,009)						
252.1125	Transmission & Distribution Mains	Jul-08	83,474	(42,171)						
252.1125	Transmission & Distribution Mains	Aug-08	83,474	(42,333)						
252.1125	Transmission & Distribution Mains	Sep-08	83,610	(42,495)						
252.1125	Transmission & Distribution Mains	Oct-08	83,610	(42,657)						
252.1125	Transmission & Distribution Mains	Nov-08	83,949	(42,820)			Plant	A/D	Dep Exp	
252.1125	Transmission & Distribution Mains	Dec-08	83,949	(42,982)			13-Month Average Restated	83,568.10	(42,010)	1,944
							13-Month Average Per Books	83,568.10	(42,013)	1,948
							Adjustment	-	3	(4)
							331.4			



<u>Account</u>	<u>Description</u>	<u>Year/Month</u>	<u>Plant Balance</u>	<u>A/D</u>					
252.1130	Service Lines	2005	21,689	(8,347)					
252.1130	Service Lines	2006	21,689	(8,890)					
252.1130	Service Lines	Jan-07	21,689	(8,935)					
252.1130	Service Lines	Feb-07	21,689	(8,980)					
252.1130	Service Lines	Mar-07	21,689	(9,025)					
252.1130	Service Lines	Apr-07	21,689	(9,070)					
252.1130	Service Lines	May-07	21,689	(9,115)					
252.1130	Service Lines	Jun-07	21,689	(9,161)					
252.1130	Service Lines	Jul-07	21,689	(9,206)					
252.1130	Service Lines	Aug-07	21,689	(9,251)					
252.1130	Service Lines	Sep-07	21,689	(9,296)					
252.1130	Service Lines	Oct-07	21,689	(9,341)					
252.1130	Service Lines	Nov-07	21,689	(9,387)					
252.1130	Service Lines	Dec-07	21,689	(9,432)					
252.1130	Service Lines	Jan-08	21,689	(9,477)					
252.1130	Service Lines	Feb-08	21,689	(9,522)					
252.1130	Service Lines	Mar-08	21,689	(9,567)					
252.1130	Service Lines	Apr-08	21,689	(9,612)					
252.1130	Service Lines	May-08	21,689	(9,658)					
252.1130	Service Lines	Jun-08	21,689	(9,703)					
252.1130	Service Lines	Jul-08	21,689	(9,748)					
252.1130	Service Lines	Aug-08	21,689	(9,793)					
252.1130	Service Lines	Sep-08	21,689	(9,838)					
252.1130	Service Lines	Oct-08	21,689	(9,884)					
252.1130	Service Lines	Nov-08	21,689	(9,929)				Plant	A/D
252.1130	Service Lines	Dec-08	21,689	(9,974)					Dep Exp
								13-Month Average Restated	
								21,688.88	(9,703)
								13-Month Average Per Books	
								27,175.71	(11,496)
								Adjustment	
								(5,486.83)	1,793
								333.4	(0)

<u>Account</u>	<u>Description</u>	<u>Year/Month</u>	<u>Plant Balance</u>	<u>A/D</u>						
252.1135	Meters	2005	23,734	(18,314)						
252.1135	Meters	2006	23,248	(19,103)						
252.1135	Meters	Jan-07	23,248	(19,200)						
252.1135	Meters	Feb-07	23,248	(19,297)						
252.1135	Meters	Mar-07	23,248	(19,394)						
252.1135	Meters	Apr-07	23,248	(19,491)						
252.1135	Meters	May-07	23,248	(19,587)						
252.1135	Meters	Jun-07	23,248	(19,684)						
252.1135	Meters	Jul-07	23,113	(19,646)						
252.1135	Meters	Aug-07	23,113	(19,742)						
252.1135	Meters	Sep-07	23,113	(19,838)						
252.1135	Meters	Oct-07	23,113	(19,935)						
252.1135	Meters	Nov-07	23,032	(19,950)						
252.1135	Meters	Dec-07	23,032	(20,045)						
252.1135	Meters	Jan-08	23,032	(20,141)						
252.1135	Meters	Feb-08	23,032	(20,237)						
252.1135	Meters	Mar-08	23,032	(20,333)						
252.1135	Meters	Apr-08	23,032	(20,429)						
252.1135	Meters	May-08	23,032	(20,525)						
252.1135	Meters	Jun-08	23,032	(20,621)						
252.1135	Meters	Jul-08	23,032	(20,717)						
252.1135	Meters	Aug-08	23,032	(20,813)						
252.1135	Meters	Sep-08	23,032	(20,909)						
252.1135	Meters	Oct-08	23,032	(21,005)						
252.1135	Meters	Nov-08	23,032	(21,101)			Plant	A/D	Dep Exp	
252.1135	Meters	Dec-08	23,032	(21,197)			13-Month Average Restated	23,032.19	(20,621)	1,152
							13-Month Average Per Books	48,622.88	(32,787)	1,152
							Adjustment	(25,590.69)	12,166	(0)
							334.4			

<u>Account</u>	<u>Description</u>	<u>Year/Month</u>	<u>Plant Balance</u>	<u>A/D</u>						
252.1140	Meter Installations	2005	1,573	(277)						
252.1140	Meter Installations	2006	2,450	(346)						
252.1140	Meter Installations	Jan-07	2,450	(356)						
252.1140	Meter Installations	Feb-07	2,450	(366)						
252.1140	Meter Installations	Mar-07	2,543	(377)						
252.1140	Meter Installations	Apr-07	2,543	(388)						
252.1140	Meter Installations	May-07	2,543	(398)						
252.1140	Meter Installations	Jun-07	2,543	(409)						
252.1140	Meter Installations	Jul-07	2,543	(419)						
252.1140	Meter Installations	Aug-07	2,543	(430)						
252.1140	Meter Installations	Sep-07	2,577	(441)						
252.1140	Meter Installations	Oct-07	2,611	(452)						
252.1140	Meter Installations	Nov-07	2,611	(463)						
252.1140	Meter Installations	Dec-07	2,611	(473)						
252.1140	Meter Installations	Jan-08	2,611	(484)						
252.1140	Meter Installations	Feb-08	2,611	(495)						
252.1140	Meter Installations	Mar-08	2,611	(506)						
252.1140	Meter Installations	Apr-08	2,611	(517)						
252.1140	Meter Installations	May-08	2,611	(528)						
252.1140	Meter Installations	Jun-08	2,611	(539)						
252.1140	Meter Installations	Jul-08	2,611	(550)						
252.1140	Meter Installations	Aug-08	2,611	(560)						
252.1140	Meter Installations	Sep-08	2,611	(571)						
252.1140	Meter Installations	Oct-08	2,629	(532)						
252.1140	Meter Installations	Nov-08	2,629	(543)			Plant	A/D	Dep Exp	
252.1140	Meter Installations	Dec-08	2,629	(554)			13-Month Average Restated	2,615.30	(527)	131
							13-Month Average Per Books	2,615.30	(567)	156
							Adjustment	-	40	(25)
							334.4			

<u>Account</u>	<u>Description</u>	<u>Year/Month</u>	<u>Plant Balance</u>	<u>A/D</u>					
252.1145	Hydrants	2005	28	(16)					
252.1145	Hydrants	2006	28	(17)					
252.1145	Hydrants	Jan-07	28	(17)					
252.1145	Hydrants	Feb-07	28	(17)					
252.1145	Hydrants	Mar-07	28	(17)					
252.1145	Hydrants	Apr-07	28	(17)					
252.1145	Hydrants	May-07	28	(17)					
252.1145	Hydrants	Jun-07	28	(17)					
252.1145	Hydrants	Jul-07	28	(17)					
252.1145	Hydrants	Aug-07	28	(17)					
252.1145	Hydrants	Sep-07	28	(17)					
252.1145	Hydrants	Oct-07	28	(17)					
252.1145	Hydrants	Nov-07	28	(17)					
252.1145	Hydrants	Dec-07	28	(17)					
252.1145	Hydrants	Jan-08	28	(17)					
252.1145	Hydrants	Feb-08	28	(18)					
252.1145	Hydrants	Mar-08	28	(18)					
252.1145	Hydrants	Apr-08	28	(18)					
252.1145	Hydrants	May-08	28	(18)					
252.1145	Hydrants	Jun-08	28	(18)					
252.1145	Hydrants	Jul-08	28	(18)					
252.1145	Hydrants	Aug-08	28	(18)					
252.1145	Hydrants	Sep-08	28	(18)					
252.1145	Hydrants	Oct-08	28	(18)					
252.1145	Hydrants	Nov-08	28	(18)					
252.1145	Hydrants	Dec-08	28	(18)					
							Plant	A/D	Dep Exp
						13-Month Average Restated	28.00	(18)	1
						13-Month Average Per Books	28.00	(18)	1
						Adjustment	-	(0)	0
						335.4			

<u>Account</u>	<u>Description</u>	<u>Year/Month</u>	<u>Plant Balance</u>	<u>A/D</u>					
252.1190	Tools, Shop, & Miscellaneous Equipment	2005	445	-					
252.1190	Tools, Shop, & Miscellaneous Equipment	2006	445	(28)					
252.1190	Tools, Shop, & Miscellaneous Equipment	Jan-07	445	(30)					
252.1190	Tools, Shop, & Miscellaneous Equipment	Feb-07	445	(32)					
252.1190	Tools, Shop, & Miscellaneous Equipment	Mar-07	445	(35)					
252.1190	Tools, Shop, & Miscellaneous Equipment	Apr-07	445	(37)					
252.1190	Tools, Shop, & Miscellaneous Equipment	May-07	445	(39)					
252.1190	Tools, Shop, & Miscellaneous Equipment	Jun-07	445	(42)					
252.1190	Tools, Shop, & Miscellaneous Equipment	Jul-07	445	(44)					
252.1190	Tools, Shop, & Miscellaneous Equipment	Aug-07	445	(46)					
252.1190	Tools, Shop, & Miscellaneous Equipment	Sep-07	445	(49)					
252.1190	Tools, Shop, & Miscellaneous Equipment	Oct-07	445	(51)					
252.1190	Tools, Shop, & Miscellaneous Equipment	Nov-07	445	(53)					
252.1190	Tools, Shop, & Miscellaneous Equipment	Dec-07	445	(56)					
252.1190	Tools, Shop, & Miscellaneous Equipment	Jan-08	445	(58)					
252.1190	Tools, Shop, & Miscellaneous Equipment	Feb-08	445	(60)					
252.1190	Tools, Shop, & Miscellaneous Equipment	Mar-08	445	(63)					
252.1190	Tools, Shop, & Miscellaneous Equipment	Apr-08	445	(65)					
252.1190	Tools, Shop, & Miscellaneous Equipment	May-08	445	(67)					
252.1190	Tools, Shop, & Miscellaneous Equipment	Jun-08	445	(70)					
252.1190	Tools, Shop, & Miscellaneous Equipment	Jul-08	445	(72)					
252.1190	Tools, Shop, & Miscellaneous Equipment	Aug-08	445	(74)					
252.1190	Tools, Shop, & Miscellaneous Equipment	Sep-08	445	(76)					
252.1190	Tools, Shop, & Miscellaneous Equipment	Oct-08	445	(79)					
252.1190	Tools, Shop, & Miscellaneous Equipment	Nov-08	445	(81)			Plant	A/D	Dep Exp
252.1190	Tools, Shop, & Miscellaneous Equipment	Dec-08	445	(83)		13-Month Average Restated	445.00	(70)	28
						13-Month Average Per Books	63,659.49	(39,412.58)	3,951
						Adjustment	(63,214.49)	39,343	(3,923)
						343.5			

<u>Account</u>	<u>Description</u>	<u>Year/Month</u>	<u>Plant Balance</u>	<u>A/D</u>						
252.1205	Communication Equipment	2005	-	-						
252.1205	Communication Equipment	2006	-	-						
252.1205	Communication Equipment	Jan-07	-	-						
252.1205	Communication Equipment	Feb-07	-	-						
252.1205	Communication Equipment	Mar-07	-	-						
252.1205	Communication Equipment	Apr-07	-	-						
252.1205	Communication Equipment	May-07	-	-						
252.1205	Communication Equipment	Jun-07	-	-						
252.1205	Communication Equipment	Jul-07	-	-						
252.1205	Communication Equipment	Aug-07	-	-						
252.1205	Communication Equipment	Sep-07	-	-						
252.1205	Communication Equipment	Oct-07	-	-						
252.1205	Communication Equipment	Nov-07	-	-						
252.1205	Communication Equipment	Dec-07	-	-						
252.1205	Communication Equipment	Jan-08	-	-						
252.1205	Communication Equipment	Feb-08	-	-						
252.1205	Communication Equipment	Mar-08	-	-						
252.1205	Communication Equipment	Apr-08	-	-						
252.1205	Communication Equipment	May-08	-	-						
252.1205	Communication Equipment	Jun-08	-	-						
252.1205	Communication Equipment	Jul-08	-	-						
252.1205	Communication Equipment	Aug-08	-	-						
252.1205	Communication Equipment	Sep-08	-	-						
252.1205	Communication Equipment	Oct-08	-	-						
252.1205	Communication Equipment	Nov-08	-	-			Plant	A/D	Dep Exp	
252.1205	Communication Equipment	Dec-08	-	-			-	-	-	
							13-Month Average Restated			
							13-Month Average Per Books	19,503.43	(16,517)	334
							Adjustment	(19,503.43)	16,517	334
							346.5			

<u>Account</u>	<u>Description</u>	<u>Year/Month</u>	<u>Plant Balance</u>	<u>A/D</u>					
252.1220	Other Tangible Plant - Water	2005	(7,980)	22,589					
252.1220	Other Tangible Plant - Water	2006	(7,980)	22,589					
252.1220	Other Tangible Plant - Water	Jan-07	(7,980)	22,589					
252.1220	Other Tangible Plant - Water	Feb-07	(7,980)	22,589					
252.1220	Other Tangible Plant - Water	Mar-07	(7,980)	22,589					
252.1220	Other Tangible Plant - Water	Apr-07	(7,980)	22,589					
252.1220	Other Tangible Plant - Water	May-07	(7,980)	22,589					
252.1220	Other Tangible Plant - Water	Jun-07	(7,980)	22,589					
252.1220	Other Tangible Plant - Water	Jul-07	(7,980)	22,589					
252.1220	Other Tangible Plant - Water	Aug-07	(7,980)	22,589					
252.1220	Other Tangible Plant - Water	Sep-07	(7,980)	22,589					
252.1220	Other Tangible Plant - Water	Oct-07	(7,980)	22,589					
252.1220	Other Tangible Plant - Water	Nov-07	(7,980)	22,589					
252.1220	Other Tangible Plant - Water	Dec-07	(7,980)	22,589					
252.1220	Other Tangible Plant - Water	Jan-08	(7,980)	22,589					
252.1220	Other Tangible Plant - Water	Feb-08	(7,980)	22,589					
252.1220	Other Tangible Plant - Water	Mar-08	(7,980)	22,589					
252.1220	Other Tangible Plant - Water	Apr-08	(7,980)	22,589					
252.1220	Other Tangible Plant - Water	May-08	(7,980)	22,589					
252.1220	Other Tangible Plant - Water	Jun-08	(7,980)	22,589					
252.1220	Other Tangible Plant - Water	Jul-08	(7,980)	22,589					
252.1220	Other Tangible Plant - Water	Aug-08	(7,980)	22,589					
252.1220	Other Tangible Plant - Water	Sep-08	(7,980)	22,589					
252.1220	Other Tangible Plant - Water	Oct-08	(7,980)	22,589					
252.1220	Other Tangible Plant - Water	Nov-08	(7,980)	22,589			Plant	A/D	Dep Exp
252.1220	Other Tangible Plant - Water	Dec-08	(7,980)	22,589		13-Month Average Restated	(7,980.00)	22,589	(798)
						13-Month Average Per Books	(7,501.00)	-	-
						Adjustment	(479.00)	22,589	(798)
						348.5			

<u>Account</u>	<u>Description</u>	<u>Year/Month</u>	<u>Plant Balance</u>	<u>A/D</u>					
252.3255	CIAC - Organization	2005	-	-					
252.3255	CIAC - Organization	2006	-	-					
252.3255	CIAC - Organization	Jan-07	-	-					
252.3255	CIAC - Organization	Feb-07	-	-					
252.3255	CIAC - Organization	Mar-07	-	-					
252.3255	CIAC - Organization	Apr-07	-	-					
252.3255	CIAC - Organization	May-07	-	-					
252.3255	CIAC - Organization	Jun-07	-	-					
252.3255	CIAC - Organization	Jul-07	-	-					
252.3255	CIAC - Organization	Aug-07	-	-					
252.3255	CIAC - Organization	Sep-07	-	-					
252.3255	CIAC - Organization	Oct-07	-	-					
252.3255	CIAC - Organization	Nov-07	-	-					
252.3255	CIAC - Organization	Dec-07	-	-					
252.3255	CIAC - Organization	Jan-08	-	-					
252.3255	CIAC - Organization	Feb-08	-	-					
252.3255	CIAC - Organization	Mar-08	-	-					
252.3255	CIAC - Organization	Apr-08	-	-					
252.3255	CIAC - Organization	May-08	-	-					
252.3255	CIAC - Organization	Jun-08	-	-					
252.3255	CIAC - Organization	Jul-08	-	-					
252.3255	CIAC - Organization	Aug-08	-	-					
252.3255	CIAC - Organization	Sep-08	-	-					
252.3255	CIAC - Organization	Oct-08	-	-					
252.3255	CIAC - Organization	Nov-08	-	-			Plant	A/D	Dep Exp
252.3255	CIAC - Organization	Dec-08	-	-			-	-	-
							13-Month Average Restated	-	-
							13-Month Average Per Books	-	(871)
							Adjustment	-	871



<u>Account</u>	<u>Description</u>	<u>Year/Month</u>	<u>Plant Balance</u>	<u>A/D</u>					
252.3265	CIAC - Structures & Improvements - Source of Supply	2005	(1,000)	93					
252.3265	CIAC - Structures & Improvements - Source of Supply	2006	(1,000)	125					
252.3265	CIAC - Structures & Improvements - Source of Supply	Jan-07	(1,000)	127					
252.3265	CIAC - Structures & Improvements - Source of Supply	Feb-07	(1,000)	130					
252.3265	CIAC - Structures & Improvements - Source of Supply	Mar-07	(1,000)	132					
252.3265	CIAC - Structures & Improvements - Source of Supply	Apr-07	(1,000)	135					
252.3265	CIAC - Structures & Improvements - Source of Supply	May-07	(1,000)	138					
252.3265	CIAC - Structures & Improvements - Source of Supply	Jun-07	(1,000)	140					
252.3265	CIAC - Structures & Improvements - Source of Supply	Jul-07	(1,000)	143					
252.3265	CIAC - Structures & Improvements - Source of Supply	Aug-07	(1,000)	145					
252.3265	CIAC - Structures & Improvements - Source of Supply	Sep-07	(1,000)	148					
252.3265	CIAC - Structures & Improvements - Source of Supply	Oct-07	(1,000)	151					
252.3265	CIAC - Structures & Improvements - Source of Supply	Nov-07	(1,000)	153					
252.3265	CIAC - Structures & Improvements - Source of Supply	Dec-07	(1,000)	156					
252.3265	CIAC - Structures & Improvements - Source of Supply	Jan-08	(1,000)	158					
252.3265	CIAC - Structures & Improvements - Source of Supply	Feb-08	(1,000)	161					
252.3265	CIAC - Structures & Improvements - Source of Supply	Mar-08	(1,000)	164					
252.3265	CIAC - Structures & Improvements - Source of Supply	Apr-08	(1,000)	166					
252.3265	CIAC - Structures & Improvements - Source of Supply	May-08	(1,000)	169					
252.3265	CIAC - Structures & Improvements - Source of Supply	Jun-08	(1,000)	171					
252.3265	CIAC - Structures & Improvements - Source of Supply	Jul-08	(1,000)	174					
252.3265	CIAC - Structures & Improvements - Source of Supply	Aug-08	(1,000)	177					
252.3265	CIAC - Structures & Improvements - Source of Supply	Sep-08	(1,000)	179					
252.3265	CIAC - Structures & Improvements - Source of Supply	Oct-08	(1,000)	182					
252.3265	CIAC - Structures & Improvements - Source of Supply	Nov-08	(1,000)	184			Plant	A/D	Dep Exp
252.3265	CIAC - Structures & Improvements - Source of Supply	Dec-08	(1,000)	187		13-Month Average Restated	(999.91)	171	(31)
						13-Month Average Per Books	(999.91)	561	(31)
						Adjustment	-	(389)	0
						304.2			

<u>Account</u>	<u>Description</u>	<u>Year/Month</u>	<u>Plant Balance</u>	<u>A/D</u>					
252.3270	CIAC - Structures & Improvements - Water Treatment	2005	(84)	8					
252.3270	CIAC - Structures & Improvements - Water Treatment	2006	(84)	11					
252.3270	CIAC - Structures & Improvements - Water Treatment	Jan-07	(84)	11					
252.3270	CIAC - Structures & Improvements - Water Treatment	Feb-07	(84)	11					
252.3270	CIAC - Structures & Improvements - Water Treatment	Mar-07	(84)	11					
252.3270	CIAC - Structures & Improvements - Water Treatment	Apr-07	(84)	12					
252.3270	CIAC - Structures & Improvements - Water Treatment	May-07	(84)	12					
252.3270	CIAC - Structures & Improvements - Water Treatment	Jun-07	(84)	12					
252.3270	CIAC - Structures & Improvements - Water Treatment	Jul-07	(84)	12					
252.3270	CIAC - Structures & Improvements - Water Treatment	Aug-07	(84)	12					
252.3270	CIAC - Structures & Improvements - Water Treatment	Sep-07	(84)	13					
252.3270	CIAC - Structures & Improvements - Water Treatment	Oct-07	(84)	13					
252.3270	CIAC - Structures & Improvements - Water Treatment	Nov-07	(84)	13					
252.3270	CIAC - Structures & Improvements - Water Treatment	Dec-07	(84)	13					
252.3270	CIAC - Structures & Improvements - Water Treatment	Jan-08	(84)	14					
252.3270	CIAC - Structures & Improvements - Water Treatment	Feb-08	(84)	14					
252.3270	CIAC - Structures & Improvements - Water Treatment	Mar-08	(84)	14					
252.3270	CIAC - Structures & Improvements - Water Treatment	Apr-08	(84)	14					
252.3270	CIAC - Structures & Improvements - Water Treatment	May-08	(84)	14					
252.3270	CIAC - Structures & Improvements - Water Treatment	Jun-08	(84)	15					
252.3270	CIAC - Structures & Improvements - Water Treatment	Jul-08	(84)	15					
252.3270	CIAC - Structures & Improvements - Water Treatment	Aug-08	(84)	15					
252.3270	CIAC - Structures & Improvements - Water Treatment	Sep-08	(84)	15					
252.3270	CIAC - Structures & Improvements - Water Treatment	Oct-08	(84)	16					
252.3270	CIAC - Structures & Improvements - Water Treatment	Nov-08	(84)	16			Plant	A/D	Dep Exp
252.3270	CIAC - Structures & Improvements - Water Treatment	Dec-08	(84)	16		13-Month Average Restated	(84.44)	15	(3)
						13-Month Average Per Books	(84.44)	18	(3)
						Adjustment	-	(4)	0
						304.3			

<u>Account</u>	<u>Description</u>	<u>Year/Month</u>	<u>Plant Balance</u>	<u>A/D</u>					
252.3295	CIAC - Wells & Springs	2005	(3,188)	319					
252.3295	CIAC - Wells & Springs	2006	(3,188)	425					
252.3295	CIAC - Wells & Springs	Jan-07	(3,188)	434					
252.3295	CIAC - Wells & Springs	Feb-07	(3,188)	443					
252.3295	CIAC - Wells & Springs	Mar-07	(3,188)	451					
252.3295	CIAC - Wells & Springs	Apr-07	(3,188)	460					
252.3295	CIAC - Wells & Springs	May-07	(3,188)	469					
252.3295	CIAC - Wells & Springs	Jun-07	(3,188)	478					
252.3295	CIAC - Wells & Springs	Jul-07	(3,188)	487					
252.3295	CIAC - Wells & Springs	Aug-07	(3,188)	496					
252.3295	CIAC - Wells & Springs	Sep-07	(3,188)	505					
252.3295	CIAC - Wells & Springs	Oct-07	(3,188)	513					
252.3295	CIAC - Wells & Springs	Nov-07	(3,188)	522					
252.3295	CIAC - Wells & Springs	Dec-07	(3,188)	531					
252.3295	CIAC - Wells & Springs	Jan-08	(3,188)	540					
252.3295	CIAC - Wells & Springs	Feb-08	(3,188)	549					
252.3295	CIAC - Wells & Springs	Mar-08	(3,188)	558					
252.3295	CIAC - Wells & Springs	Apr-08	(3,188)	567					
252.3295	CIAC - Wells & Springs	May-08	(3,188)	575					
252.3295	CIAC - Wells & Springs	Jun-08	(3,188)	584					
252.3295	CIAC - Wells & Springs	Jul-08	(3,188)	593					
252.3295	CIAC - Wells & Springs	Aug-08	(3,188)	602					
252.3295	CIAC - Wells & Springs	Sep-08	(3,188)	611					
252.3295	CIAC - Wells & Springs	Oct-08	(3,188)	620					
252.3295	CIAC - Wells & Springs	Nov-08	(3,188)	629			Plant	A/D	Dep Exp
252.3295	CIAC - Wells & Springs	Dec-08	(3,188)	637			13-Month Average Restated	(3,187.99)	584 (106)
							13-Month Average Per Books	(3,187.99)	1,002 (106)
							Adjustment	-	(417) (0)
							307.2		

<u>Account</u>	<u>Description</u>	<u>Year/Month</u>	<u>Plant Balance</u>	<u>A/D</u>					
252.3315	CIAC - Electric Pump Equipment - Source of Supply	2005	(5,021)	753					
252.3315	CIAC - Electric Pump Equipment - Source of Supply	2006	(5,021)	1,004					
252.3315	CIAC - Electric Pump Equipment - Source of Supply	Jan-07	(5,021)	1,025					
252.3315	CIAC - Electric Pump Equipment - Source of Supply	Feb-07	(5,021)	1,046					
252.3315	CIAC - Electric Pump Equipment - Source of Supply	Mar-07	(5,021)	1,067					
252.3315	CIAC - Electric Pump Equipment - Source of Supply	Apr-07	(5,021)	1,088					
252.3315	CIAC - Electric Pump Equipment - Source of Supply	May-07	(5,021)	1,109					
252.3315	CIAC - Electric Pump Equipment - Source of Supply	Jun-07	(5,021)	1,130					
252.3315	CIAC - Electric Pump Equipment - Source of Supply	Jul-07	(5,021)	1,151					
252.3315	CIAC - Electric Pump Equipment - Source of Supply	Aug-07	(5,021)	1,172					
252.3315	CIAC - Electric Pump Equipment - Source of Supply	Sep-07	(5,021)	1,192					
252.3315	CIAC - Electric Pump Equipment - Source of Supply	Oct-07	(5,021)	1,213					
252.3315	CIAC - Electric Pump Equipment - Source of Supply	Nov-07	(5,021)	1,234					
252.3315	CIAC - Electric Pump Equipment - Source of Supply	Dec-07	(5,021)	1,255					
252.3315	CIAC - Electric Pump Equipment - Source of Supply	Jan-08	(5,021)	1,276					
252.3315	CIAC - Electric Pump Equipment - Source of Supply	Feb-08	(5,021)	1,297					
252.3315	CIAC - Electric Pump Equipment - Source of Supply	Mar-08	(5,021)	1,318					
252.3315	CIAC - Electric Pump Equipment - Source of Supply	Apr-08	(5,021)	1,339					
252.3315	CIAC - Electric Pump Equipment - Source of Supply	May-08	(5,021)	1,360					
252.3315	CIAC - Electric Pump Equipment - Source of Supply	Jun-08	(5,021)	1,381					
252.3315	CIAC - Electric Pump Equipment - Source of Supply	Jul-08	(5,021)	1,402					
252.3315	CIAC - Electric Pump Equipment - Source of Supply	Aug-08	(5,021)	1,423					
252.3315	CIAC - Electric Pump Equipment - Source of Supply	Sep-08	(5,021)	1,444					
252.3315	CIAC - Electric Pump Equipment - Source of Supply	Oct-08	(5,021)	1,464					
252.3315	CIAC - Electric Pump Equipment - Source of Supply	Nov-08	(5,021)	1,485			Plant	A/D	Dep Exp
252.3315	CIAC - Electric Pump Equipment - Source of Supply	Dec-08	(5,021)	1,506		13-Month Average Restated	(5,021.12)	1,381	(251)
						13-Month Average Per Books	(5,021.12)	2,302	(251)
						Adjustment	-	(921)	(0)
						311.2			

<u>Account</u>	<u>Description</u>	<u>Year/Month</u>	<u>Plant Balance</u>	<u>A/D</u>					
252.3330	CIAC - Water Treatment Equipment	2005	(830)	113					
252.3330	CIAC - Water Treatment Equipment	2006	(830)	151					
252.3330	CIAC - Water Treatment Equipment	Jan-07	(830)	154					
252.3330	CIAC - Water Treatment Equipment	Feb-07	(830)	157					
252.3330	CIAC - Water Treatment Equipment	Mar-07	(830)	160					
252.3330	CIAC - Water Treatment Equipment	Apr-07	(830)	164					
252.3330	CIAC - Water Treatment Equipment	May-07	(830)	167					
252.3330	CIAC - Water Treatment Equipment	Jun-07	(830)	170					
252.3330	CIAC - Water Treatment Equipment	Jul-07	(830)	173					
252.3330	CIAC - Water Treatment Equipment	Aug-07	(830)	176					
252.3330	CIAC - Water Treatment Equipment	Sep-07	(830)	179					
252.3330	CIAC - Water Treatment Equipment	Oct-07	(830)	182					
252.3330	CIAC - Water Treatment Equipment	Nov-07	(830)	186					
252.3330	CIAC - Water Treatment Equipment	Dec-07	(830)	189					
252.3330	CIAC - Water Treatment Equipment	Jan-08	(830)	192					
252.3330	CIAC - Water Treatment Equipment	Feb-08	(830)	195					
252.3330	CIAC - Water Treatment Equipment	Mar-08	(830)	198					
252.3330	CIAC - Water Treatment Equipment	Apr-08	(830)	201					
252.3330	CIAC - Water Treatment Equipment	May-08	(830)	204					
252.3330	CIAC - Water Treatment Equipment	Jun-08	(830)	208					
252.3330	CIAC - Water Treatment Equipment	Jul-08	(830)	211					
252.3330	CIAC - Water Treatment Equipment	Aug-08	(830)	214					
252.3330	CIAC - Water Treatment Equipment	Sep-08	(830)	217					
252.3330	CIAC - Water Treatment Equipment	Oct-08	(830)	220					
252.3330	CIAC - Water Treatment Equipment	Nov-08	(830)	223				Plant	A/D
252.3330	CIAC - Water Treatment Equipment	Dec-08	(830)	226					Dep Exp
								13-Month Average Restated	
								(829.76)	208
								13-Month Average Per Books	
								42,038.24	429
								Adjustment	
								(42,868.00)	(221)
								320.3	(12)

<u>Account</u>	<u>Description</u>	<u>Year/Month</u>	<u>Plant Balance</u>	<u>A/D</u>					
252.3335	CIAC - Distribution Reservoirs & Standpipes	2005	(541)	44					
252.3335	CIAC - Distribution Reservoirs & Standpipes	2006	(541)	59					
252.3335	CIAC - Distribution Reservoirs & Standpipes	Jan-07	(541)	60					
252.3335	CIAC - Distribution Reservoirs & Standpipes	Feb-07	(541)	61					
252.3335	CIAC - Distribution Reservoirs & Standpipes	Mar-07	(541)	62					
252.3335	CIAC - Distribution Reservoirs & Standpipes	Apr-07	(541)	63					
252.3335	CIAC - Distribution Reservoirs & Standpipes	May-07	(541)	65					
252.3335	CIAC - Distribution Reservoirs & Standpipes	Jun-07	(541)	66					
252.3335	CIAC - Distribution Reservoirs & Standpipes	Jul-07	(541)	67					
252.3335	CIAC - Distribution Reservoirs & Standpipes	Aug-07	(541)	68					
252.3335	CIAC - Distribution Reservoirs & Standpipes	Sep-07	(541)	69					
252.3335	CIAC - Distribution Reservoirs & Standpipes	Oct-07	(541)	71					
252.3335	CIAC - Distribution Reservoirs & Standpipes	Nov-07	(541)	72					
252.3335	CIAC - Distribution Reservoirs & Standpipes	Dec-07	(541)	73					
252.3335	CIAC - Distribution Reservoirs & Standpipes	Jan-08	(541)	74					
252.3335	CIAC - Distribution Reservoirs & Standpipes	Feb-08	(541)	76					
252.3335	CIAC - Distribution Reservoirs & Standpipes	Mar-08	(541)	77					
252.3335	CIAC - Distribution Reservoirs & Standpipes	Apr-08	(541)	78					
252.3335	CIAC - Distribution Reservoirs & Standpipes	May-08	(541)	79					
252.3335	CIAC - Distribution Reservoirs & Standpipes	Jun-08	(541)	80					
252.3335	CIAC - Distribution Reservoirs & Standpipes	Jul-08	(541)	82					
252.3335	CIAC - Distribution Reservoirs & Standpipes	Aug-08	(541)	83					
252.3335	CIAC - Distribution Reservoirs & Standpipes	Sep-08	(541)	84					
252.3335	CIAC - Distribution Reservoirs & Standpipes	Oct-08	(541)	85					
252.3335	CIAC - Distribution Reservoirs & Standpipes	Nov-08	(541)	87			Plant	A/D	Dep Exp
252.3335	CIAC - Distribution Reservoirs & Standpipes	Dec-08	(541)	88		13-Month Average Restated	(541.10)	80	(15)
						13-Month Average Per Books	(541.10)	213	(25)
						Adjustment	-	(133)	10
						330.4			

<u>Account</u>	<u>Description</u>	<u>Year/Month</u>	<u>Plant Balance</u>	<u>A/D</u>					
252.3340	CIAC - Transmission & Distribution Mains	2005	(13,692)	957					
252.3340	CIAC - Transmission & Distribution Mains	2006	(13,692)	1,275					
252.3340	CIAC - Transmission & Distribution Mains	Jan-07	(13,692)	1,302					
252.3340	CIAC - Transmission & Distribution Mains	Feb-07	(13,692)	1,328					
252.3340	CIAC - Transmission & Distribution Mains	Mar-07	(13,692)	1,355					
252.3340	CIAC - Transmission & Distribution Mains	Apr-07	(13,692)	1,381					
252.3340	CIAC - Transmission & Distribution Mains	May-07	(13,692)	1,408					
252.3340	CIAC - Transmission & Distribution Mains	Jun-07	(13,692)	1,434					
252.3340	CIAC - Transmission & Distribution Mains	Jul-07	(13,692)	1,461					
252.3340	CIAC - Transmission & Distribution Mains	Aug-07	(13,692)	1,487					
252.3340	CIAC - Transmission & Distribution Mains	Sep-07	(13,692)	1,514					
252.3340	CIAC - Transmission & Distribution Mains	Oct-07	(13,692)	1,540					
252.3340	CIAC - Transmission & Distribution Mains	Nov-07	(13,692)	1,567					
252.3340	CIAC - Transmission & Distribution Mains	Dec-07	(13,692)	1,593					
252.3340	CIAC - Transmission & Distribution Mains	Jan-08	(13,692)	1,620					
252.3340	CIAC - Transmission & Distribution Mains	Feb-08	(13,692)	1,646					
252.3340	CIAC - Transmission & Distribution Mains	Mar-08	(13,692)	1,673					
252.3340	CIAC - Transmission & Distribution Mains	Apr-08	(13,692)	1,700					
252.3340	CIAC - Transmission & Distribution Mains	May-08	(13,692)	1,726					
252.3340	CIAC - Transmission & Distribution Mains	Jun-08	(13,692)	1,753					
252.3340	CIAC - Transmission & Distribution Mains	Jul-08	(13,692)	1,779					
252.3340	CIAC - Transmission & Distribution Mains	Aug-08	(13,692)	1,806					
252.3340	CIAC - Transmission & Distribution Mains	Sep-08	(13,692)	1,832					
252.3340	CIAC - Transmission & Distribution Mains	Oct-08	(13,692)	1,859					
252.3340	CIAC - Transmission & Distribution Mains	Nov-08	(13,692)	1,885			Plant	A/D	Dep Exp
252.3340	CIAC - Transmission & Distribution Mains	Dec-08	(13,692)	1,912		13-Month Average Restated	(13,691.84)	1,753	(318)
						13-Month Average Per Books	(13,691.84)	7,303	(370)
						Adjustment	-	(5,550)	52
						331.4			

<u>Account</u>	<u>Description</u>	<u>Year/Month</u>	<u>Plant Balance</u>	<u>A/D</u>					
252.3345	CIAC - Service Lines	2005	(3,328)	250					
252.3345	CIAC - Service Lines	2006	(3,328)	360					
252.3345	CIAC - Service Lines	Jan-07	(3,328)	370					
252.3345	CIAC - Service Lines	Feb-07	(3,328)	379					
252.3345	CIAC - Service Lines	Mar-07	(3,328)	388					
252.3345	CIAC - Service Lines	Apr-07	(3,328)	397					
252.3345	CIAC - Service Lines	May-07	(3,328)	407					
252.3345	CIAC - Service Lines	Jun-07	(3,328)	416					
252.3345	CIAC - Service Lines	Jul-07	(3,328)	425					
252.3345	CIAC - Service Lines	Aug-07	(3,328)	434					
252.3345	CIAC - Service Lines	Sep-07	(3,328)	444					
252.3345	CIAC - Service Lines	Oct-07	(3,328)	453					
252.3345	CIAC - Service Lines	Nov-07	(3,328)	462					
252.3345	CIAC - Service Lines	Dec-07	(3,328)	471					
252.3345	CIAC - Service Lines	Jan-08	(3,328)	481					
252.3345	CIAC - Service Lines	Feb-08	(3,328)	490					
252.3345	CIAC - Service Lines	Mar-08	(3,328)	499					
252.3345	CIAC - Service Lines	Apr-08	(3,328)	508					
252.3345	CIAC - Service Lines	May-08	(3,328)	518					
252.3345	CIAC - Service Lines	Jun-08	(3,328)	527					
252.3345	CIAC - Service Lines	Jul-08	(3,328)	536					
252.3345	CIAC - Service Lines	Aug-08	(3,328)	545					
252.3345	CIAC - Service Lines	Sep-08	(3,328)	555					
252.3345	CIAC - Service Lines	Oct-08	(3,328)	564					
252.3345	CIAC - Service Lines	Nov-08	(3,328)	573			Plant	A/D	Dep Exp
252.3345	CIAC - Service Lines	Dec-08	(3,328)	582		13-Month Average Restated	(3,328.37)	527	(83)
						13-Month Average Per Books	(3,328.37)	1,960	(83)
						Adjustment	-	(1,433)	(0)
						333.4			



<u>Account</u>	<u>Description</u>	<u>Year/Month</u>	<u>Plant Balance</u>	<u>A/D</u>					
252.3350	CIAC - Meters	2005	(4,255)	638					
252.3350	CIAC - Meters	2006	(4,255)	851					
252.3350	CIAC - Meters	Jan-07	(4,255)	869					
252.3350	CIAC - Meters	Feb-07	(4,255)	886					
252.3350	CIAC - Meters	Mar-07	(4,255)	904					
252.3350	CIAC - Meters	Apr-07	(4,255)	922					
252.3350	CIAC - Meters	May-07	(4,255)	940					
252.3350	CIAC - Meters	Jun-07	(4,255)	957					
252.3350	CIAC - Meters	Jul-07	(4,255)	975					
252.3350	CIAC - Meters	Aug-07	(4,255)	993					
252.3350	CIAC - Meters	Sep-07	(4,255)	1,011					
252.3350	CIAC - Meters	Oct-07	(4,255)	1,028					
252.3350	CIAC - Meters	Nov-07	(4,255)	1,046					
252.3350	CIAC - Meters	Dec-07	(4,255)	1,064					
252.3350	CIAC - Meters	Jan-08	(4,255)	1,082					
252.3350	CIAC - Meters	Feb-08	(4,255)	1,099					
252.3350	CIAC - Meters	Mar-08	(4,255)	1,117					
252.3350	CIAC - Meters	Apr-08	(4,255)	1,135					
252.3350	CIAC - Meters	May-08	(4,255)	1,152					
252.3350	CIAC - Meters	Jun-08	(4,255)	1,170					
252.3350	CIAC - Meters	Jul-08	(4,255)	1,188					
252.3350	CIAC - Meters	Aug-08	(4,255)	1,206					
252.3350	CIAC - Meters	Sep-08	(4,255)	1,223					
252.3350	CIAC - Meters	Oct-08	(4,255)	1,241					
252.3350	CIAC - Meters	Nov-08	(4,255)	1,259			Plant	A/D	Dep Exp
252.3350	CIAC - Meters	Dec-08	(4,255)	1,277		13-Month Average Restated	(4,254.92)	1,170	(213)
						13-Month Average Per Books	(4,254.92)	3,212	(213)
						Adjustment	-	(2,042)	0
						334.4			

<u>Account</u>	<u>Description</u>	<u>Year/Month</u>	<u>Plant Balance</u>	<u>A/D</u>					
252.3355	CIAC - Meter Installations	2005	(43)	6					
252.3355	CIAC - Meter Installations	2006	(43)	9					
252.3355	CIAC - Meter Installations	Jan-07	(43)	9					
252.3355	CIAC - Meter Installations	Feb-07	(43)	9					
252.3355	CIAC - Meter Installations	Mar-07	(43)	9					
252.3355	CIAC - Meter Installations	Apr-07	(43)	9					
252.3355	CIAC - Meter Installations	May-07	(43)	9					
252.3355	CIAC - Meter Installations	Jun-07	(43)	10					
252.3355	CIAC - Meter Installations	Jul-07	(43)	10					
252.3355	CIAC - Meter Installations	Aug-07	(43)	10					
252.3355	CIAC - Meter Installations	Sep-07	(43)	10					
252.3355	CIAC - Meter Installations	Oct-07	(43)	10					
252.3355	CIAC - Meter Installations	Nov-07	(43)	11					
252.3355	CIAC - Meter Installations	Dec-07	(43)	11					
252.3355	CIAC - Meter Installations	Jan-08	(43)	11					
252.3355	CIAC - Meter Installations	Feb-08	(43)	11					
252.3355	CIAC - Meter Installations	Mar-08	(43)	11					
252.3355	CIAC - Meter Installations	Apr-08	(43)	11					
252.3355	CIAC - Meter Installations	May-08	(43)	12					
252.3355	CIAC - Meter Installations	Jun-08	(43)	12					
252.3355	CIAC - Meter Installations	Jul-08	(43)	12					
252.3355	CIAC - Meter Installations	Aug-08	(43)	12					
252.3355	CIAC - Meter Installations	Sep-08	(43)	12					
252.3355	CIAC - Meter Installations	Oct-08	(43)	13					
252.3355	CIAC - Meter Installations	Nov-08	(43)	13			Plant	A/D	Dep Exp
252.3355	CIAC - Meter Installations	Dec-08	(43)	13		13-Month Average Restated	(42.79)	12	(2)
						13-Month Average Per Books	(42.79)	33	(2)
						Adjustment	-	(22)	0
						334.4			

<u>Account</u>	<u>Description</u>	<u>Year/Month</u>	<u>Plant Balance</u>	<u>A/D</u>							
252.3360	CIAC - Hydrants	2005	(5)	0							
252.3360	CIAC - Hydrants	2006	(5)	0							
252.3360	CIAC - Hydrants	Jan-07	(5)	0							
252.3360	CIAC - Hydrants	Feb-07	(5)	0							
252.3360	CIAC - Hydrants	Mar-07	(5)	0							
252.3360	CIAC - Hydrants	Apr-07	(5)	0							
252.3360	CIAC - Hydrants	May-07	(5)	0							
252.3360	CIAC - Hydrants	Jun-07	(5)	0							
252.3360	CIAC - Hydrants	Jul-07	(5)	1							
252.3360	CIAC - Hydrants	Aug-07	(5)	1							
252.3360	CIAC - Hydrants	Sep-07	(5)	1							
252.3360	CIAC - Hydrants	Oct-07	(5)	1							
252.3360	CIAC - Hydrants	Nov-07	(5)	1							
252.3360	CIAC - Hydrants	Dec-07	(5)	1							
252.3360	CIAC - Hydrants	Jan-08	(5)	1							
252.3360	CIAC - Hydrants	Feb-08	(5)	1							
252.3360	CIAC - Hydrants	Mar-08	(5)	1							
252.3360	CIAC - Hydrants	Apr-08	(5)	1							
252.3360	CIAC - Hydrants	May-08	(5)	1							
252.3360	CIAC - Hydrants	Jun-08	(5)	1							
252.3360	CIAC - Hydrants	Jul-08	(5)	1							
252.3360	CIAC - Hydrants	Aug-08	(5)	1							
252.3360	CIAC - Hydrants	Sep-08	(5)	1							
252.3360	CIAC - Hydrants	Oct-08	(5)	1							
252.3360	CIAC - Hydrants	Nov-08	(5)	1				Plant	A/D	Dep Exp	
252.3360	CIAC - Hydrants	Dec-08	(5)	1				13-Month Average Restated	(4.69)	1	(0)
								13-Month Average Per Books	(4.69)	3	(0)
								Adjustment	-	(3)	0
								335.4			

<u>Account</u>	<u>Description</u>	<u>Year/Month</u>	<u>Plant Balance</u>	<u>A/D</u>					
252.3430	CIAC - Other Tangible Plant - Water	2005	-	-					
252.3430	CIAC - Other Tangible Plant - Water	2006	-	-					
252.3430	CIAC - Other Tangible Plant - Water	Jan-07	-	-					
252.3430	CIAC - Other Tangible Plant - Water	Feb-07	-	-					
252.3430	CIAC - Other Tangible Plant - Water	Mar-07	-	-					
252.3430	CIAC - Other Tangible Plant - Water	Apr-07	-	-					
252.3430	CIAC - Other Tangible Plant - Water	May-07	-	-					
252.3430	CIAC - Other Tangible Plant - Water	Jun-07	-	-					
252.3430	CIAC - Other Tangible Plant - Water	Jul-07	-	-					
252.3430	CIAC - Other Tangible Plant - Water	Aug-07	-	-					
252.3430	CIAC - Other Tangible Plant - Water	Sep-07	-	-					
252.3430	CIAC - Other Tangible Plant - Water	Oct-07	-	-					
252.3430	CIAC - Other Tangible Plant - Water	Nov-07	-	-					
252.3430	CIAC - Other Tangible Plant - Water	Dec-07	-	-					
252.3430	CIAC - Other Tangible Plant - Water	Jan-08	-	-					
252.3430	CIAC - Other Tangible Plant - Water	Feb-08	-	-					
252.3430	CIAC - Other Tangible Plant - Water	Mar-08	-	-					
252.3430	CIAC - Other Tangible Plant - Water	Apr-08	-	-					
252.3430	CIAC - Other Tangible Plant - Water	May-08	-	-					
252.3430	CIAC - Other Tangible Plant - Water	Jun-08	-	-					
252.3430	CIAC - Other Tangible Plant - Water	Jul-08	-	-					
252.3430	CIAC - Other Tangible Plant - Water	Aug-08	-	-					
252.3430	CIAC - Other Tangible Plant - Water	Sep-08	-	-					
252.3430	CIAC - Other Tangible Plant - Water	Oct-08	-	-					
252.3430	CIAC - Other Tangible Plant - Water	Nov-08	-	-			Plant	A/D	Dep Exp
252.3430	CIAC - Other Tangible Plant - Water	Dec-08	-	-					
						13-Month Average Restated	-	-	-
						13-Month Average Per Books	36,451.81	11,262	911
						Adjustment	(36,451.81)	(11,262)	(911)
							348.5		

<u>Account</u>	<u>Description</u>	<u>Year/Month</u>	<u>Plant Balance</u>	<u>A/D</u>					
252.3435	CIAC - Water Tap	2005	(6,766)	23,974					
252.3435	CIAC - Water Tap	2006	(6,766)	23,974					
252.3435	CIAC - Water Tap	Jan-07	(6,766)	23,974					
252.3435	CIAC - Water Tap	Feb-07	(6,966)	23,974					
252.3435	CIAC - Water Tap	Mar-07	(6,966)	23,974					
252.3435	CIAC - Water Tap	Apr-07	(6,966)	23,974					
252.3435	CIAC - Water Tap	May-07	(6,966)	23,974					
252.3435	CIAC - Water Tap	Jun-07	(6,966)	23,974					
252.3435	CIAC - Water Tap	Jul-07	(6,966)	23,974					
252.3435	CIAC - Water Tap	Aug-07	(6,966)	23,974					
252.3435	CIAC - Water Tap	Sep-07	(6,966)	23,974					
252.3435	CIAC - Water Tap	Oct-07	(6,966)	23,974					
252.3435	CIAC - Water Tap	Nov-07	(6,966)	23,974					
252.3435	CIAC - Water Tap	Dec-07	(6,966)	23,974					
252.3435	CIAC - Water Tap	Jan-08	(6,966)	23,974					
252.3435	CIAC - Water Tap	Feb-08	(6,966)	23,974					
252.3435	CIAC - Water Tap	Mar-08	(6,966)	23,974					
252.3435	CIAC - Water Tap	Apr-08	(6,966)	23,974					
252.3435	CIAC - Water Tap	May-08	(6,966)	23,974					
252.3435	CIAC - Water Tap	Jun-08	(6,966)	23,974					
252.3435	CIAC - Water Tap	Jul-08	(6,966)	23,974					
252.3435	CIAC - Water Tap	Aug-08	(6,966)	23,974					
252.3435	CIAC - Water Tap	Sep-08	(6,966)	23,974					
252.3435	CIAC - Water Tap	Oct-08	(6,966)	23,974					
252.3435	CIAC - Water Tap	Nov-08	(6,966)	23,974			Plant	A/D	Dep Exp
252.3435	CIAC - Water Tap	Dec-08	(6,966)	23,974		13-Month Average Restated	(6,966.00)	23,974	(174)
						13-Month Average Per Books	(550.00)	253	(14)
						Adjustment	(6,416.00)	23,721	(160)
						333.4			

<u>Account</u>	<u>Description</u>	<u>Year/Month</u>	<u>Plant Balance</u>	<u>A/D</u>					
252.3455	CIAC - Water Plant Meter Fee	2005	-	-					
252.3455	CIAC - Water Plant Meter Fee	2006	-	-					
252.3455	CIAC - Water Plant Meter Fee	Jan-07	-	-					
252.3455	CIAC - Water Plant Meter Fee	Feb-07	(150)	0					
252.3455	CIAC - Water Plant Meter Fee	Mar-07	(150)	1					
252.3455	CIAC - Water Plant Meter Fee	Apr-07	(150)	1					
252.3455	CIAC - Water Plant Meter Fee	May-07	(150)	1					
252.3455	CIAC - Water Plant Meter Fee	Jun-07	(150)	2					
252.3455	CIAC - Water Plant Meter Fee	Jul-07	(150)	2					
252.3455	CIAC - Water Plant Meter Fee	Aug-07	(150)	2					
252.3455	CIAC - Water Plant Meter Fee	Sep-07	(150)	3					
252.3455	CIAC - Water Plant Meter Fee	Oct-07	(150)	3					
252.3455	CIAC - Water Plant Meter Fee	Nov-07	(150)	3					
252.3455	CIAC - Water Plant Meter Fee	Dec-07	(150)	3					
252.3455	CIAC - Water Plant Meter Fee	Jan-08	(150)	4					
252.3455	CIAC - Water Plant Meter Fee	Feb-08	(150)	4					
252.3455	CIAC - Water Plant Meter Fee	Mar-08	(150)	4					
252.3455	CIAC - Water Plant Meter Fee	Apr-08	(150)	5					
252.3455	CIAC - Water Plant Meter Fee	May-08	(150)	5					
252.3455	CIAC - Water Plant Meter Fee	Jun-08	(150)	5					
252.3455	CIAC - Water Plant Meter Fee	Jul-08	(150)	6					
252.3455	CIAC - Water Plant Meter Fee	Aug-08	(150)	6					
252.3455	CIAC - Water Plant Meter Fee	Sep-08	(150)	6					
252.3455	CIAC - Water Plant Meter Fee	Oct-08	(150)	7					
252.3455	CIAC - Water Plant Meter Fee	Nov-08	(150)	7					
252.3455	CIAC - Water Plant Meter Fee	Dec-08	(150)	7					
							Plant	A/D	Dep Exp
						13-Month Average Restated	(150.00)	5	(4)
						13-Month Average Per Books	(150.00)	3	(2)
						Adjustment	-	2	(1)
						334.4			

**UTILITIES, INC. OF FLORIDA - PASCO COUNTY  
WATER SUMMARY/WASTEWATER SUMMARY  
ROLLFORWARD OF PLANT AND A/D  
ROLLFORWARD OF CIAC AND A/A  
2006 - 2008**

	----- 2006 - 2008 -----			---2009---
	Plant	A/D	Dep Exp	A/D
<b>Water UPIS</b>	(258,131)	160,506	(12,788)	(116,273)
Less: Water General Plant Accounts to Wastewater	(70,068)	1,903	(2,556)	(871)
Plus: Gen Plant from Wastewater General Plant Accounts	(29,146)	13,491	(677)	(2)
Rounding	(1)		2	(2)
<b>Total Adjustments to Water</b>	<b>(217,210)</b>	<b>172,094</b>	<b>(10,907)</b>	<b>(115,406)</b>

	Plant	A/D	Dep Exp	
<b>Wastewater UPIS</b>	(16,222)	47,129	(6,983)	(39,421)
Plus: Gen Plant from Water General Plant Accounts	(70,068)	1,903	(2,556)	(871)
Less: Wastewater General Plant Accounts to Water	(29,146)	13,491	(677)	(2)
Rounding			2	1
<b>Total Adjustments to Wastewater</b>	<b>(57,144)</b>	<b>35,541</b>	<b>(8,860)</b>	<b>(40,289)</b>

	Plant	A/D	Dep Exp	
<b>Water CIAC</b>	-	(46,713)	(1,398)	14,401
Rounding		1		1
<b>Total Adjustments to Water CIAC</b>	<b>-</b>	<b>(46,712)</b>	<b>(1,398)</b>	<b>14,402</b>

	Plant	A/D	Dep Exp	
<b>Wastewater CIAC</b>	(38,287)	(146,459)	(4,065)	19,099
Rounding		1		
<b>Total Adjustments to Wastewater CIAC</b>	<b>(38,287)</b>	<b>(146,458)</b>	<b>(4,065)</b>	<b>19,099</b>

<b>UTILITIES, INC. OF FLORIDA - PASCO COUNTY</b>					TOTAL	WATER ERCs	SEWER ERCs		
<b>ROLLFORWARD OF PLANT AND A/D</b>					4,198.3	3,013.3	1,185.0		
<b>ROLLFORWARD OF CIAC AND A/A</b>					100.0000%	87.1010%	12.8990%		
<b>2006 - 2008</b>									
<u>Account</u>	<u>Description</u>	<u>Year/Month</u>	<u>Plant Balance</u>	<u>A/D</u>					
252.1020	Organization	2005	434	19,003					
252.1020	Organization	2006	434	19,003					
252.1020	Organization	Jan-07	434	19,003					
252.1020	Organization	Feb-07	434	19,003					
252.1020	Organization	Mar-07	434	19,003					
252.1020	Organization	Apr-07	434	19,003					
252.1020	Organization	May-07	434	19,003					
252.1020	Organization	Jun-07	434	19,003					
252.1020	Organization	Jul-07	434	19,003					
252.1020	Organization	Aug-07	434	19,003					
252.1020	Organization	Sep-07	434	19,003					
252.1020	Organization	Oct-07	434	19,003					
252.1020	Organization	Nov-07	434	19,003					
252.1020	Organization	Dec-07	434	19,003					
252.1020	Organization	Jan-08	434	19,003					
252.1020	Organization	Feb-08	434	19,003					
252.1020	Organization	Mar-08	434	19,003					
252.1020	Organization	Apr-08	434	19,003					
252.1020	Organization	May-08	434	19,003					
252.1020	Organization	Jun-08	434	19,003					
252.1020	Organization	Jul-08	434	19,003					
252.1020	Organization	Aug-08	434	19,003					
252.1020	Organization	Sep-08	434	19,003					
252.1020	Organization	Oct-08	434	19,003					
252.1020	Organization	Nov-08	434	19,003					
252.1020	Organization	Dec-08	434	19,003					
					13-Month Average Restated		Plant	A/D	Dep Exp
					13-Month Average Per Books		434	19,003	-
							(378)	(25,554)	597
						Adjustment	812	44,558	(597)
							301.1		



<u>Account</u>	<u>Description</u>	<u>Year/Month</u>	<u>Plant Balance</u>	<u>A/D</u>					
252.1025	Franchises	2005	5,446	-					
252.1025	Franchises	2006	5,446	(136)					
252.1025	Franchises	Jan-07	5,446	(148)					
252.1025	Franchises	Feb-07	5,446	(159)					
252.1025	Franchises	Mar-07	5,446	(170)					
252.1025	Franchises	Apr-07	5,446	(182)					
252.1025	Franchises	May-07	5,446	(193)					
252.1025	Franchises	Jun-07	5,446	(204)					
252.1025	Franchises	Jul-07	5,446	(216)					
252.1025	Franchises	Aug-07	5,446	(227)					
252.1025	Franchises	Sep-07	5,446	(238)					
252.1025	Franchises	Oct-07	5,446	(250)					
252.1025	Franchises	Nov-07	5,446	(261)					
252.1025	Franchises	Dec-07	5,446	(272)					
252.1025	Franchises	Jan-08	5,446	(284)					
252.1025	Franchises	Feb-08	5,446	(295)					
252.1025	Franchises	Mar-08	5,446	(306)					
252.1025	Franchises	Apr-08	5,446	(318)					
252.1025	Franchises	May-08	5,446	(329)					
252.1025	Franchises	Jun-08	5,446	(340)					
252.1025	Franchises	Jul-08	5,446	(352)					
252.1025	Franchises	Aug-08	5,446	(363)					
252.1025	Franchises	Sep-08	5,446	(374)					
252.1025	Franchises	Oct-08	5,446	(386)					
252.1025	Franchises	Nov-08	5,446	(397)			Plant	A/D	Dep Exp
252.1025	Franchises	Dec-08	5,446	(408)	13-Month Average Restated	5,446	(340)	136	
					13-Month Average Per Books	5,446	(140)	93	
					Adjustment	-	(201)	43	
					302.1				

<u>Account</u>	<u>Description</u>	<u>Year/Month</u>	<u>Plant Balance</u>	<u>A/D</u>				
252.1030	Land & Land Rights - Source of Supply	2005	(4,252)	-				
252.1030	Land & Land Rights - Source of Supply	2006	(4,252)	-				
252.1030	Land & Land Rights - Source of Supply	Jan-07	(4,252)	-				
252.1030	Land & Land Rights - Source of Supply	Feb-07	(4,252)	-				
252.1030	Land & Land Rights - Source of Supply	Mar-07	(4,252)	-				
252.1030	Land & Land Rights - Source of Supply	Apr-07	(4,252)	-				
252.1030	Land & Land Rights - Source of Supply	May-07	(4,252)	-				
252.1030	Land & Land Rights - Source of Supply	Jun-07	(4,252)	-				
252.1030	Land & Land Rights - Source of Supply	Jul-07	(4,252)	-				
252.1030	Land & Land Rights - Source of Supply	Aug-07	(4,252)	-				
252.1030	Land & Land Rights - Source of Supply	Sep-07	(4,252)	-				
252.1030	Land & Land Rights - Source of Supply	Oct-07	(4,252)	-				
252.1030	Land & Land Rights - Source of Supply	Nov-07	(4,252)	-				
252.1030	Land & Land Rights - Source of Supply	Dec-07	(2,579)	-				
252.1030	Land & Land Rights - Source of Supply	Jan-08	(2,579)	-				
252.1030	Land & Land Rights - Source of Supply	Feb-08	(2,579)	-				
252.1030	Land & Land Rights - Source of Supply	Mar-08	(2,579)	-				
252.1030	Land & Land Rights - Source of Supply	Apr-08	(2,579)	-				
252.1030	Land & Land Rights - Source of Supply	May-08	(2,579)	-				
252.1030	Land & Land Rights - Source of Supply	Jun-08	(2,579)	-				
252.1030	Land & Land Rights - Source of Supply	Jul-08	(2,579)	-				
252.1030	Land & Land Rights - Source of Supply	Aug-08	(2,579)	-				
252.1030	Land & Land Rights - Source of Supply	Sep-08	(2,579)	-				
252.1030	Land & Land Rights - Source of Supply	Oct-08	(2,579)	-				
252.1030	Land & Land Rights - Source of Supply	Nov-08	(2,579)	-			Plant	
252.1030	Land & Land Rights - Source of Supply	Dec-08	(2,579)	-		13-Month Average Restated	(2,579)	
						13-Month Average Per Books	(10,965)	
						Adjustment	8,386	
						303.2		

<u>Account</u>	<u>Description</u>	<u>Year/Month</u>	<u>Plant Balance</u>	<u>A/D</u>				
252.1045	Land & Land Rights - General	2005	2,910	-				
252.1045	Land & Land Rights - General	2006	2,910	-				
252.1045	Land & Land Rights - General	Jan-07	2,910	-				
252.1045	Land & Land Rights - General	Feb-07	2,910	-				
252.1045	Land & Land Rights - General	Mar-07	2,910	-				
252.1045	Land & Land Rights - General	Apr-07	2,910	-				
252.1045	Land & Land Rights - General	May-07	2,910	-				
252.1045	Land & Land Rights - General	Jun-07	2,910	-				
252.1045	Land & Land Rights - General	Jul-07	2,910	-				
252.1045	Land & Land Rights - General	Aug-07	2,910	-				
252.1045	Land & Land Rights - General	Sep-07	2,910	-				
252.1045	Land & Land Rights - General	Oct-07	2,910	-				
252.1045	Land & Land Rights - General	Nov-07	2,910	-				
252.1045	Land & Land Rights - General	Dec-07	2,910	-				
252.1045	Land & Land Rights - General	Jan-08	2,910	-				
252.1045	Land & Land Rights - General	Feb-08	2,910	-				
252.1045	Land & Land Rights - General	Mar-08	2,910	-				
252.1045	Land & Land Rights - General	Apr-08	2,910	-				
252.1045	Land & Land Rights - General	May-08	2,910	-				
252.1045	Land & Land Rights - General	Jun-08	2,910	-				
252.1045	Land & Land Rights - General	Jul-08	2,910	-				
252.1045	Land & Land Rights - General	Aug-08	2,910	-				
252.1045	Land & Land Rights - General	Sep-08	2,910	-				
252.1045	Land & Land Rights - General	Oct-08	2,910	-				
252.1045	Land & Land Rights - General	Nov-08	2,910	-			Plant	
252.1045	Land & Land Rights - General	Dec-08	2,910	-		13-Month Average Restated	2,910	
						13-Month Average Per Books	11,296	
						Adjustment	(8,386)	
							303.5	-
							(6,019)	-
							353.7	(2,367)
								-
								-

<u>Account</u>	<u>Description</u>	<u>Year/Month</u>	<u>Plant Balance</u>	<u>A/D</u>					
252.1050	Structures & Improvements - Source of Supply	2005	53,052	(22,117)					
252.1050	Structures & Improvements - Source of Supply	2006	93,179	(24,713)					
252.1050	Structures & Improvements - Source of Supply	Jan-07	93,179	(24,955)					
252.1050	Structures & Improvements - Source of Supply	Feb-07	93,179	(25,198)					
252.1050	Structures & Improvements - Source of Supply	Mar-07	93,179	(25,441)					
252.1050	Structures & Improvements - Source of Supply	Apr-07	93,179	(25,683)					
252.1050	Structures & Improvements - Source of Supply	May-07	93,179	(25,926)					
252.1050	Structures & Improvements - Source of Supply	Jun-07	93,179	(26,169)					
252.1050	Structures & Improvements - Source of Supply	Jul-07	93,179	(26,411)					
252.1050	Structures & Improvements - Source of Supply	Aug-07	93,579	(25,455)					
252.1050	Structures & Improvements - Source of Supply	Sep-07	93,579	(25,699)					
252.1050	Structures & Improvements - Source of Supply	Oct-07	93,579	(25,942)					
252.1050	Structures & Improvements - Source of Supply	Nov-07	93,579	(26,186)					
252.1050	Structures & Improvements - Source of Supply	Dec-07	96,154	(26,437)					
252.1050	Structures & Improvements - Source of Supply	Jan-08	96,154	(26,687)					
252.1050	Structures & Improvements - Source of Supply	Feb-08	96,222	(26,938)					
252.1050	Structures & Improvements - Source of Supply	Mar-08	100,212	(27,199)					
252.1050	Structures & Improvements - Source of Supply	Apr-08	100,212	(27,459)					
252.1050	Structures & Improvements - Source of Supply	May-08	100,743	(27,722)					
252.1050	Structures & Improvements - Source of Supply	Jun-08	100,743	(27,984)					
252.1050	Structures & Improvements - Source of Supply	Jul-08	101,698	(28,249)					
252.1050	Structures & Improvements - Source of Supply	Aug-08	102,046	(28,515)					
252.1050	Structures & Improvements - Source of Supply	Sep-08	102,046	(28,781)					
252.1050	Structures & Improvements - Source of Supply	Oct-08	102,707	(29,048)					
252.1050	Structures & Improvements - Source of Supply	Nov-08	103,521	(29,318)			Plant	A/D	Dep Exp
252.1050	Structures & Improvements - Source of Supply	Dec-08	103,521	(29,587)	13-Month Average Restated		100,460	(27,994)	3,151
					13-Month Average Per Books		100,460	(35,379)	3,593
					Adjustment		-	7,385	(442)
					304.2				

<u>Account</u>	<u>Description</u>	<u>Year/Month</u>	<u>Plant Balance</u>	<u>A/D</u>					
252.1055	Structures & Improvements - Water Treatment	2005	15,062	(1,361)					
252.1055	Structures & Improvements - Water Treatment	2006	17,754	(1,237)					
252.1055	Structures & Improvements - Water Treatment	Jan-07	17,754	(1,283)					
252.1055	Structures & Improvements - Water Treatment	Feb-07	17,754	(1,329)					
252.1055	Structures & Improvements - Water Treatment	Mar-07	19,035	(1,379)					
252.1055	Structures & Improvements - Water Treatment	Apr-07	19,035	(1,428)					
252.1055	Structures & Improvements - Water Treatment	May-07	19,035	(1,478)					
252.1055	Structures & Improvements - Water Treatment	Jun-07	19,692	(1,529)					
252.1055	Structures & Improvements - Water Treatment	Jul-07	19,692	(1,580)					
252.1055	Structures & Improvements - Water Treatment	Aug-07	19,692	(1,632)					
252.1055	Structures & Improvements - Water Treatment	Sep-07	20,166	(1,684)					
252.1055	Structures & Improvements - Water Treatment	Oct-07	20,947	(1,739)					
252.1055	Structures & Improvements - Water Treatment	Nov-07	20,981	(1,793)					
252.1055	Structures & Improvements - Water Treatment	Dec-07	22,561	(1,852)					
252.1055	Structures & Improvements - Water Treatment	Jan-08	22,561	(1,911)					
252.1055	Structures & Improvements - Water Treatment	Feb-08	22,764	(1,970)					
252.1055	Structures & Improvements - Water Treatment	Mar-08	334,575	(2,841)					
252.1055	Structures & Improvements - Water Treatment	Apr-08	334,575	(3,713)					
252.1055	Structures & Improvements - Water Treatment	May-08	334,575	(4,584)					
252.1055	Structures & Improvements - Water Treatment	Jun-08	334,846	(5,456)					
252.1055	Structures & Improvements - Water Treatment	Jul-08	335,864	(6,331)					
252.1055	Structures & Improvements - Water Treatment	Aug-08	336,983	(7,208)					
252.1055	Structures & Improvements - Water Treatment	Sep-08	337,662	(8,088)					
252.1055	Structures & Improvements - Water Treatment	Oct-08	338,544	(8,969)					
252.1055	Structures & Improvements - Water Treatment	Nov-08	339,333	(9,853)			Plant	A/D	Dep Exp
252.1055	Structures & Improvements - Water Treatment	Dec-08	339,883	(10,738)	13-Month Average Restated	264,210	(5,655)	8,886	
					13-Month Average Per Books	24,807	3,272	763	
					Adjustment	239,402	(8,927)	8,123	
					304.3				

<u>Account</u>	<u>Description</u>	<u>Year/Month</u>	<u>Plant Balance</u>	<u>A/D</u>				
252.1060	Structures & Improvements - Transmission & Distribution	2005	-	-				
252.1060	Structures & Improvements - Transmission & Distribution	2006	-	-				
252.1060	Structures & Improvements - Transmission & Distribution	Jan-07	-	-				
252.1060	Structures & Improvements - Transmission & Distribution	Feb-07	-	-				
252.1060	Structures & Improvements - Transmission & Distribution	Mar-07	-	-				
252.1060	Structures & Improvements - Transmission & Distribution	Apr-07	-	-				
252.1060	Structures & Improvements - Transmission & Distribution	May-07	-	-				
252.1060	Structures & Improvements - Transmission & Distribution	Jun-07	-	-				
252.1060	Structures & Improvements - Transmission & Distribution	Jul-07	-	-				
252.1060	Structures & Improvements - Transmission & Distribution	Aug-07	-	-				
252.1060	Structures & Improvements - Transmission & Distribution	Sep-07	-	-				
252.1060	Structures & Improvements - Transmission & Distribution	Oct-07	-	-				
252.1060	Structures & Improvements - Transmission & Distribution	Nov-07	-	-				
252.1060	Structures & Improvements - Transmission & Distribution	Dec-07	-	-				
252.1060	Structures & Improvements - Transmission & Distribution	Jan-08	-	-				
252.1060	Structures & Improvements - Transmission & Distribution	Feb-08	-	-				
252.1060	Structures & Improvements - Transmission & Distribution	Mar-08	-	-				
252.1060	Structures & Improvements - Transmission & Distribution	Apr-08	-	-				
252.1060	Structures & Improvements - Transmission & Distribution	May-08	-	-				
252.1060	Structures & Improvements - Transmission & Distribution	Jun-08	3,414	(9)				
252.1060	Structures & Improvements - Transmission & Distribution	Jul-08	3,414	(18)				
252.1060	Structures & Improvements - Transmission & Distribution	Aug-08	3,414	(27)				
252.1060	Structures & Improvements - Transmission & Distribution	Sep-08	3,414	(36)				
252.1060	Structures & Improvements - Transmission & Distribution	Oct-08	3,414	(44)				
252.1060	Structures & Improvements - Transmission & Distribution	Nov-08	3,414	(53)			Plant	A/D
252.1060	Structures & Improvements - Transmission & Distribution	Dec-08	3,414	(62)	13-Month Average Restated	1,838	(19)	62
					13-Month Average Per Books	1,838	(19)	62
					Adjustment	-	0	(0)
					304.4			

<u>Account</u>	<u>Description</u>	<u>Year/Month</u>	<u>Plant Balance</u>	<u>A/D</u>				
252.1065	Structures & Improvements - General	2005	-	-				
252.1065	Structures & Improvements - General	2006	-	-				
252.1065	Structures & Improvements - General	Jan-07	-	-				
252.1065	Structures & Improvements - General	Feb-07	-	-				
252.1065	Structures & Improvements - General	Mar-07	-	-				
252.1065	Structures & Improvements - General	Apr-07	-	-				
252.1065	Structures & Improvements - General	May-07	-	-				
252.1065	Structures & Improvements - General	Jun-07	-	-				
252.1065	Structures & Improvements - General	Jul-07	-	-				
252.1065	Structures & Improvements - General	Aug-07	-	-				
252.1065	Structures & Improvements - General	Sep-07	-	-				
252.1065	Structures & Improvements - General	Oct-07	-	-				
252.1065	Structures & Improvements - General	Nov-07	-	-				
252.1065	Structures & Improvements - General	Dec-07	-	-				
252.1065	Structures & Improvements - General	Jan-08	-	-				
252.1065	Structures & Improvements - General	Feb-08	-	-				
252.1065	Structures & Improvements - General	Mar-08	-	-				
252.1065	Structures & Improvements - General	Apr-08	-	-				
252.1065	Structures & Improvements - General	May-08	-	-				
252.1065	Structures & Improvements - General	Jun-08	-	-				
252.1065	Structures & Improvements - General	Jul-08	-	-				
252.1065	Structures & Improvements - General	Aug-08	-	-				
252.1065	Structures & Improvements - General	Sep-08	-	-				
252.1065	Structures & Improvements - General	Oct-08	-	-				
252.1065	Structures & Improvements - General	Nov-08	-	-		Plant	A/D	Dep Exp
252.1065	Structures & Improvements - General	Dec-08	-	-	13-Month Average Restated	-	-	-
					13-Month Average Per Books	239,855	(3,446)	8,144
					Adjustment	(239,855)	3,446	(8,144)
					304.5	(172,154)	2,473	(5,845)

<u>Account</u>	<u>Description</u>	<u>Year/Month</u>	<u>Plant Balance</u>	<u>A/D</u>		354.7	(67,701)	973	(2,299)
252.1080	Wells & Springs	2005	287,988	(69,155)					
252.1080	Wells & Springs	2006	336,182	(79,279)					
252.1080	Wells & Springs	Jan-07	336,182	(80,213)					
252.1080	Wells & Springs	Feb-07	336,182	(81,147)					
252.1080	Wells & Springs	Mar-07	336,276	(82,081)					
252.1080	Wells & Springs	Apr-07	336,276	(83,015)					
252.1080	Wells & Springs	May-07	336,276	(83,949)					
252.1080	Wells & Springs	Jun-07	336,307	(84,883)					
252.1080	Wells & Springs	Jul-07	336,307	(85,818)					
252.1080	Wells & Springs	Aug-07	336,307	(86,752)					
252.1080	Wells & Springs	Sep-07	336,748	(87,687)					
252.1080	Wells & Springs	Oct-07	336,748	(88,623)					
252.1080	Wells & Springs	Nov-07	336,748	(89,558)					
252.1080	Wells & Springs	Dec-07	336,748	(90,493)					
252.1080	Wells & Springs	Jan-08	348,889	(91,463)					
252.1080	Wells & Springs	Feb-08	348,889	(92,432)					
252.1080	Wells & Springs	Mar-08	350,876	(93,406)					
252.1080	Wells & Springs	Apr-08	351,283	(94,382)					
252.1080	Wells & Springs	May-08	351,283	(95,358)					
252.1080	Wells & Springs	Jun-08	351,283	(96,334)					
252.1080	Wells & Springs	Jul-08	351,928	(97,311)					
252.1080	Wells & Springs	Aug-08	351,962	(98,289)					
252.1080	Wells & Springs	Sep-08	351,962	(99,267)					
252.1080	Wells & Springs	Oct-08	351,962	(100,244)					
252.1080	Wells & Springs	Nov-08	351,962	(101,222)			Plant	A/D	Dep Exp
252.1080	Wells & Springs	Dec-08	351,962	(102,200)	13-Month Average Restated		350,076	(96,339)	11,706
					13-Month Average Per Books		344,976	(100,964)	13,132
					Adjustment		5,100	4,626	(1,426)
					307.2				



<u>Account</u>	<u>Description</u>	<u>Year/Month</u>	<u>Plant Balance</u>	<u>A/D</u>					
252.1090	Supply Mains	2005	-	(8,363)					
252.1090	Supply Mains	2006	-	(8,363)					
252.1090	Supply Mains	Jan-07	-	(8,363)					
252.1090	Supply Mains	Feb-07	-	(8,363)					
252.1090	Supply Mains	Mar-07	-	(8,363)					
252.1090	Supply Mains	Apr-07	-	(8,363)					
252.1090	Supply Mains	May-07	-	(8,363)					
252.1090	Supply Mains	Jun-07	-	(8,363)					
252.1090	Supply Mains	Jul-07	-	(8,363)					
252.1090	Supply Mains	Aug-07	-	(8,363)					
252.1090	Supply Mains	Sep-07	-	(8,363)					
252.1090	Supply Mains	Oct-07	-	(8,363)					
252.1090	Supply Mains	Nov-07	-	(8,363)					
252.1090	Supply Mains	Dec-07	255,418	(8,971)					
252.1090	Supply Mains	Jan-08	255,418	(9,579)					
252.1090	Supply Mains	Feb-08	255,418	(10,187)					
252.1090	Supply Mains	Mar-08	346,032	(11,011)					
252.1090	Supply Mains	Apr-08	357,937	(11,864)					
252.1090	Supply Mains	May-08	357,937	240,814					
252.1090	Supply Mains	Jun-08	357,937	239,961					
252.1090	Supply Mains	Jul-08	357,937	239,109					
252.1090	Supply Mains	Aug-08	357,937	238,257					
252.1090	Supply Mains	Sep-08	357,937	237,405					
252.1090	Supply Mains	Oct-08	357,937	236,552					
252.1090	Supply Mains	Nov-08	357,937	235,700			Plant	A/D	Dep Exp
252.1090	Supply Mains	Dec-08	357,937	234,848	13-Month Average Restated	333,363	142,387	9,710	
					13-Month Average Per Books	387,193	191,337	6,709	
					Adjustment	(53,830)	(48,950)	3,002	
					309.2				

<u>Account</u>	<u>Description</u>	<u>Year/Month</u>	<u>Plant Balance</u>	<u>A/D</u>					
252.1095	Power Generation Equipment	2005	-	(850)					
252.1095	Power Generation Equipment	2006	-	(850)					
252.1095	Power Generation Equipment	Jan-07	-	(850)					
252.1095	Power Generation Equipment	Feb-07	-	(850)					
252.1095	Power Generation Equipment	Mar-07	-	(850)					
252.1095	Power Generation Equipment	Apr-07	-	(850)					
252.1095	Power Generation Equipment	May-07	-	(850)					
252.1095	Power Generation Equipment	Jun-07	-	(850)					
252.1095	Power Generation Equipment	Jul-07	-	(850)					
252.1095	Power Generation Equipment	Aug-07	-	(850)					
252.1095	Power Generation Equipment	Sep-07	-	(850)					
252.1095	Power Generation Equipment	Oct-07	-	(850)					
252.1095	Power Generation Equipment	Nov-07	-	(850)					
252.1095	Power Generation Equipment	Dec-07	-	(850)					
252.1095	Power Generation Equipment	Jan-08	830	(853)					
252.1095	Power Generation Equipment	Feb-08	830	(857)					
252.1095	Power Generation Equipment	Mar-08	1,312	(862)					
252.1095	Power Generation Equipment	Apr-08	1,312	(868)					
252.1095	Power Generation Equipment	May-08	1,312	(873)					
252.1095	Power Generation Equipment	Jun-08	1,312	(879)					
252.1095	Power Generation Equipment	Jul-08	1,312	(884)					
252.1095	Power Generation Equipment	Aug-08	1,312	(890)					
252.1095	Power Generation Equipment	Sep-08	1,312	(895)					
252.1095	Power Generation Equipment	Oct-08	1,312	(901)					
252.1095	Power Generation Equipment	Nov-08	1,312	(906)			Plant	A/D	Dep Exp
252.1095	Power Generation Equipment	Dec-08	1,312	(912)	13-Month Average Restated	1,137	(879)	35	
					13-Month Average Per Books	1,137	(9)	19	
					Adjustment	-	(870)	17	
					310.2				

<u>Account</u>	<u>Description</u>	<u>Year/Month</u>	<u>Plant Balance</u>	<u>A/D</u>					
252.1100	Electric Pump Equipment - Source of Supply	2005	-	-					
252.1100	Electric Pump Equipment - Source of Supply	2006	-	-					
252.1100	Electric Pump Equipment - Source of Supply	Jan-07	-	-					
252.1100	Electric Pump Equipment - Source of Supply	Feb-07	-	-					
252.1100	Electric Pump Equipment - Source of Supply	Mar-07	-	-					
252.1100	Electric Pump Equipment - Source of Supply	Apr-07	-	-					
252.1100	Electric Pump Equipment - Source of Supply	May-07	-	-					
252.1100	Electric Pump Equipment - Source of Supply	Jun-07	-	-					
252.1100	Electric Pump Equipment - Source of Supply	Jul-07	-	-					
252.1100	Electric Pump Equipment - Source of Supply	Aug-07	-	-					
252.1100	Electric Pump Equipment - Source of Supply	Sep-07	-	-					
252.1100	Electric Pump Equipment - Source of Supply	Oct-07	-	-					
252.1100	Electric Pump Equipment - Source of Supply	Nov-07	-	-					
252.1100	Electric Pump Equipment - Source of Supply	Dec-07	-	-					
252.1100	Electric Pump Equipment - Source of Supply	Jan-08	-	-					
252.1100	Electric Pump Equipment - Source of Supply	Feb-08	-	-					
252.1100	Electric Pump Equipment - Source of Supply	Mar-08	-	-					
252.1100	Electric Pump Equipment - Source of Supply	Apr-08	-	-					
252.1100	Electric Pump Equipment - Source of Supply	May-08	-	-					
252.1100	Electric Pump Equipment - Source of Supply	Jun-08	-	-					
252.1100	Electric Pump Equipment - Source of Supply	Jul-08	-	-					
252.1100	Electric Pump Equipment - Source of Supply	Aug-08	-	-					
252.1100	Electric Pump Equipment - Source of Supply	Sep-08	-	-					
252.1100	Electric Pump Equipment - Source of Supply	Oct-08	-	-					
252.1100	Electric Pump Equipment - Source of Supply	Nov-08	-	-			Plant	A/D	Dep Exp
252.1100	Electric Pump Equipment - Source of Supply	Dec-08	-	-	13-Month Average Restated		-	-	-
					13-Month Average Per Books		-	5,818	-
					Adjustment		-	(5,818)	-
					311.2				

<u>Account</u>	<u>Description</u>	<u>Year/Month</u>	<u>Plant Balance</u>	<u>A/D</u>				
252.1105	Electric Pump Equipment - Water Treatment	2005	133,112	(97,690)				
252.1105	Electric Pump Equipment - Water Treatment	2006	144,259	(102,389)				
252.1105	Electric Pump Equipment - Water Treatment	Jan-07	144,259	(102,990)				
252.1105	Electric Pump Equipment - Water Treatment	Feb-07	144,319	(103,592)				
252.1105	Electric Pump Equipment - Water Treatment	Mar-07	145,538	(104,198)				
252.1105	Electric Pump Equipment - Water Treatment	Apr-07	145,538	(104,805)				
252.1105	Electric Pump Equipment - Water Treatment	May-07	145,538	(105,411)				
252.1105	Electric Pump Equipment - Water Treatment	Jun-07	147,702	(106,026)				
252.1105	Electric Pump Equipment - Water Treatment	Jul-07	148,617	(106,646)				
252.1105	Electric Pump Equipment - Water Treatment	Aug-07	148,661	(107,265)				
252.1105	Electric Pump Equipment - Water Treatment	Sep-07	148,695	(107,885)				
252.1105	Electric Pump Equipment - Water Treatment	Oct-07	149,018	(108,506)				
252.1105	Electric Pump Equipment - Water Treatment	Nov-07	149,018	(109,126)				
252.1105	Electric Pump Equipment - Water Treatment	Dec-07	149,018	(109,747)				
252.1105	Electric Pump Equipment - Water Treatment	Jan-08	155,321	(110,394)				
252.1105	Electric Pump Equipment - Water Treatment	Feb-08	156,175	(111,045)				
252.1105	Electric Pump Equipment - Water Treatment	Mar-08	156,582	(111,698)				
252.1105	Electric Pump Equipment - Water Treatment	Apr-08	157,293	(112,353)				
252.1105	Electric Pump Equipment - Water Treatment	May-08	157,669	(113,010)				
252.1105	Electric Pump Equipment - Water Treatment	Jun-08	158,992	(113,672)				
252.1105	Electric Pump Equipment - Water Treatment	Jul-08	159,467	(114,337)				
252.1105	Electric Pump Equipment - Water Treatment	Aug-08	159,467	(115,001)				
252.1105	Electric Pump Equipment - Water Treatment	Sep-08	159,467	(115,666)				
252.1105	Electric Pump Equipment - Water Treatment	Oct-08	159,467	(116,330)				
252.1105	Electric Pump Equipment - Water Treatment	Nov-08	159,467	(116,995)			Plant	A/D
252.1105	Electric Pump Equipment - Water Treatment	Dec-08	159,543	(117,659)	13-Month Average Restated	157,533	(113,685)	7,912
					13-Month Average Per Books	157,533	(127,129)	11,106
					Adjustment	-	13,444	(3,194)
					311.3			

<u>Account</u>	<u>Description</u>	<u>Year/Month</u>	<u>Plant Balance</u>	<u>A/D</u>				
252.1110	Electric Pump Equipment - Transmission & Distribution	2005	-	-				
252.1110	Electric Pump Equipment - Transmission & Distribution	2006	-	(25,609)				
252.1110	Electric Pump Equipment - Transmission & Distribution	Jan-07	-	(25,609)				
252.1110	Electric Pump Equipment - Transmission & Distribution	Feb-07	-	(25,609)				
252.1110	Electric Pump Equipment - Transmission & Distribution	Mar-07	-	(25,609)				
252.1110	Electric Pump Equipment - Transmission & Distribution	Apr-07	-	(25,609)				
252.1110	Electric Pump Equipment - Transmission & Distribution	May-07	-	(25,609)				
252.1110	Electric Pump Equipment - Transmission & Distribution	Jun-07	-	(25,609)				
252.1110	Electric Pump Equipment - Transmission & Distribution	Jul-07	-	(25,609)				
252.1110	Electric Pump Equipment - Transmission & Distribution	Aug-07	-	(25,609)				
252.1110	Electric Pump Equipment - Transmission & Distribution	Sep-07	-	(25,609)				
252.1110	Electric Pump Equipment - Transmission & Distribution	Oct-07	-	(25,609)				
252.1110	Electric Pump Equipment - Transmission & Distribution	Nov-07	-	(25,609)				
252.1110	Electric Pump Equipment - Transmission & Distribution	Dec-07	-	(25,609)				
252.1110	Electric Pump Equipment - Transmission & Distribution	Jan-08	-	(25,609)				
252.1110	Electric Pump Equipment - Transmission & Distribution	Feb-08	-	(25,609)				
252.1110	Electric Pump Equipment - Transmission & Distribution	Mar-08	-	(25,609)				
252.1110	Electric Pump Equipment - Transmission & Distribution	Apr-08	-	(25,609)				
252.1110	Electric Pump Equipment - Transmission & Distribution	May-08	-	(25,609)				
252.1110	Electric Pump Equipment - Transmission & Distribution	Jun-08	-	(25,609)				
252.1110	Electric Pump Equipment - Transmission & Distribution	Jul-08	102	(25,609)				
252.1110	Electric Pump Equipment - Transmission & Distribution	Aug-08	102	(25,609)				
252.1110	Electric Pump Equipment - Transmission & Distribution	Sep-08	102	(25,609)				
252.1110	Electric Pump Equipment - Transmission & Distribution	Oct-08	102	(25,609)				
252.1110	Electric Pump Equipment - Transmission & Distribution	Nov-08	102	(25,609)		Plant	A/D	Dep Exp
252.1110	Electric Pump Equipment - Transmission & Distribution	Dec-08	102	(25,609)	13-Month Average Restated	47	(25,609)	-
					13-Month Average Per Books	47	(0)	0
					Adjustment	-	(25,609)	(0)
					311.4			

<u>Account</u>	<u>Description</u>	<u>Year/Month</u>	<u>Plant Balance</u>	<u>A/D</u>				
252.1115	Water Treatment Equipment	2005	67,991	(14,580)				
252.1115	Water Treatment Equipment	2006	82,200	(18,109)				
252.1115	Water Treatment Equipment	Jan-07	82,200	(18,420)				
252.1115	Water Treatment Equipment	Feb-07	82,200	(18,731)				
252.1115	Water Treatment Equipment	Mar-07	86,107	(19,057)				
252.1115	Water Treatment Equipment	Apr-07	86,107	(19,384)				
252.1115	Water Treatment Equipment	May-07	86,107	(19,710)				
252.1115	Water Treatment Equipment	Jun-07	88,888	(20,046)				
252.1115	Water Treatment Equipment	Jul-07	90,493	(20,389)				
252.1115	Water Treatment Equipment	Aug-07	90,493	(20,732)				
252.1115	Water Treatment Equipment	Sep-07	93,460	(21,086)				
252.1115	Water Treatment Equipment	Oct-07	100,682	(21,467)				
252.1115	Water Treatment Equipment	Nov-07	101,652	(21,852)				
252.1115	Water Treatment Equipment	Dec-07	101,652	(22,237)				
252.1115	Water Treatment Equipment	Jan-08	177,548	(22,910)				
252.1115	Water Treatment Equipment	Feb-08	177,548	(23,583)				
252.1115	Water Treatment Equipment	Mar-08	177,548	(24,255)				
252.1115	Water Treatment Equipment	Apr-08	178,091	(24,930)				
252.1115	Water Treatment Equipment	May-08	178,142	(25,604)				
252.1115	Water Treatment Equipment	Jun-08	178,277	(26,280)				
252.1115	Water Treatment Equipment	Jul-08	178,515	(26,956)				
252.1115	Water Treatment Equipment	Aug-08	178,650	(27,633)				
252.1115	Water Treatment Equipment	Sep-08	179,067	(28,311)				
252.1115	Water Treatment Equipment	Oct-08	179,101	(28,989)				
252.1115	Water Treatment Equipment	Nov-08	179,135	(29,668)			Plant	A/D
252.1115	Water Treatment Equipment	Dec-08	179,237	(30,347)	13-Month Average Restated	172,501	(26,285)	8,109
					13-Month Average Per Books	172,501	(28,667)	11,176
					Adjustment	-	2,382	(3,066)
					320.3			

<u>Account</u>	<u>Description</u>	<u>Year/Month</u>	<u>Plant Balance</u>	<u>A/D</u>					
252.1120	Distribution Reservoirs & Standpipes	2005	290,428	127,530					
252.1120	Distribution Reservoirs & Standpipes	2006	291,705	119,672					
252.1120	Distribution Reservoirs & Standpipes	Jan-07	291,705	119,015					
252.1120	Distribution Reservoirs & Standpipes	Feb-07	291,705	118,358					
252.1120	Distribution Reservoirs & Standpipes	Mar-07	291,861	117,701					
252.1120	Distribution Reservoirs & Standpipes	Apr-07	291,861	117,043					
252.1120	Distribution Reservoirs & Standpipes	May-07	291,861	116,386					
252.1120	Distribution Reservoirs & Standpipes	Jun-07	291,861	115,729					
252.1120	Distribution Reservoirs & Standpipes	Jul-07	291,861	115,071					
252.1120	Distribution Reservoirs & Standpipes	Aug-07	291,905	114,740					
252.1120	Distribution Reservoirs & Standpipes	Sep-07	292,109	114,082					
252.1120	Distribution Reservoirs & Standpipes	Oct-07	292,210	113,424					
252.1120	Distribution Reservoirs & Standpipes	Nov-07	292,210	112,766					
252.1120	Distribution Reservoirs & Standpipes	Dec-07	293,512	112,105					
252.1120	Distribution Reservoirs & Standpipes	Jan-08	293,784	111,443					
252.1120	Distribution Reservoirs & Standpipes	Feb-08	293,901	110,781					
252.1120	Distribution Reservoirs & Standpipes	Mar-08	294,918	110,117					
252.1120	Distribution Reservoirs & Standpipes	Apr-08	294,918	109,453					
252.1120	Distribution Reservoirs & Standpipes	May-08	296,272	108,785					
252.1120	Distribution Reservoirs & Standpipes	Jun-08	296,729	108,117					
252.1120	Distribution Reservoirs & Standpipes	Jul-08	297,204	107,448					
252.1120	Distribution Reservoirs & Standpipes	Aug-08	297,204	106,778					
252.1120	Distribution Reservoirs & Standpipes	Sep-08	297,204	106,109					
252.1120	Distribution Reservoirs & Standpipes	Oct-08	297,204	105,439					
252.1120	Distribution Reservoirs & Standpipes	Nov-08	297,204	104,770			Plant	A/D	Dep Exp
252.1120	Distribution Reservoirs & Standpipes	Dec-08	297,204	104,101	13-Month Average Restated	295,943	108,111	8,004	
					13-Month Average Per Books	343,293	57,006	9,249	
					Adjustment	(47,350)	51,106	(1,245)	
					330.4				

<u>Account</u>	<u>Description</u>	<u>Year/Month</u>	<u>Plant Balance</u>	<u>A/D</u>					
252.1125	Transmission & Distribution Mains	2005	964,328	(125,402)					
252.1125	Transmission & Distribution Mains	2006	984,076	(147,346)					
252.1125	Transmission & Distribution Mains	Jan-07	984,076	(149,254)					
252.1125	Transmission & Distribution Mains	Feb-07	990,276	(151,173)					
252.1125	Transmission & Distribution Mains	Mar-07	990,776	(153,093)					
252.1125	Transmission & Distribution Mains	Apr-07	990,776	(155,013)					
252.1125	Transmission & Distribution Mains	May-07	991,546	(156,755)					
252.1125	Transmission & Distribution Mains	Jun-07	993,015	(158,679)					
252.1125	Transmission & Distribution Mains	Jul-07	994,961	(160,458)					
252.1125	Transmission & Distribution Mains	Aug-07	995,832	(161,919)					
252.1125	Transmission & Distribution Mains	Sep-07	998,715	(163,855)					
252.1125	Transmission & Distribution Mains	Oct-07	998,953	(165,791)					
252.1125	Transmission & Distribution Mains	Nov-07	998,953	(167,727)					
252.1125	Transmission & Distribution Mains	Dec-07	998,987	(169,663)					
252.1125	Transmission & Distribution Mains	Jan-08	1,027,580	(171,654)					
252.1125	Transmission & Distribution Mains	Feb-08	1,027,715	(173,646)					
252.1125	Transmission & Distribution Mains	Mar-08	1,029,600	(175,641)					
252.1125	Transmission & Distribution Mains	Apr-08	1,031,025	(177,639)					
252.1125	Transmission & Distribution Mains	May-08	1,032,975	(179,641)					
252.1125	Transmission & Distribution Mains	Jun-08	1,035,746	(181,648)					
252.1125	Transmission & Distribution Mains	Jul-08	1,036,272	(183,657)					
252.1125	Transmission & Distribution Mains	Aug-08	1,036,868	(185,666)					
252.1125	Transmission & Distribution Mains	Sep-08	1,039,535	(187,681)					
252.1125	Transmission & Distribution Mains	Oct-08	1,039,925	(189,696)					
252.1125	Transmission & Distribution Mains	Nov-08	1,040,230	(191,712)			Plant	A/D	Dep Exp
252.1125	Transmission & Distribution Mains	Dec-08	1,040,336	(193,728)	13-Month Average Restated	1,032,061	(181,667)	24,066	
					13-Month Average Per Books	1,134,389	(298,935)	28,465	
					Adjustment	(102,328)	117,268	(4,399)	
						331.4			



<u>Account</u>	<u>Description</u>	<u>Year/Month</u>	<u>Plant Balance</u>	<u>A/D</u>					
252.1130	Service Lines	2005	398,616	(8,705)					
252.1130	Service Lines	2006	425,694	(10,452)					
252.1130	Service Lines	Jan-07	427,202	(10,190)					
252.1130	Service Lines	Feb-07	430,116	(10,424)					
252.1130	Service Lines	Mar-07	432,041	(11,274)					
252.1130	Service Lines	Apr-07	433,760	(12,146)					
252.1130	Service Lines	May-07	435,315	(13,053)					
252.1130	Service Lines	Jun-07	436,746	(13,238)					
252.1130	Service Lines	Jul-07	440,050	(14,114)					
252.1130	Service Lines	Aug-07	441,682	(14,936)					
252.1130	Service Lines	Sep-07	445,442	(15,864)					
252.1130	Service Lines	Oct-07	446,041	(16,793)					
252.1130	Service Lines	Nov-07	448,371	(16,471)					
252.1130	Service Lines	Dec-07	450,976	(17,411)					
252.1130	Service Lines	Jan-08	450,976	(18,350)					
252.1130	Service Lines	Feb-08	450,976	(19,290)					
252.1130	Service Lines	Mar-08	451,175	(20,230)					
252.1130	Service Lines	Apr-08	451,175	(21,170)					
252.1130	Service Lines	May-08	451,175	(22,110)					
252.1130	Service Lines	Jun-08	451,418	(23,050)					
252.1130	Service Lines	Jul-08	451,892	(23,992)					
252.1130	Service Lines	Aug-08	452,882	(24,935)					
252.1130	Service Lines	Sep-08	452,882	(25,879)					
252.1130	Service Lines	Oct-08	453,082	(26,823)					
252.1130	Service Lines	Nov-08	453,342	(27,767)			Plant	A/D	Dep Exp
252.1130	Service Lines	Dec-08	453,342	(28,712)	13-Month Average Restated		451,946	(23,055)	11,301
					13-Month Average Per Books		487,163	(62,899)	11,733
					Adjustment		(35,217)	39,844	(433)
					333.4				

<u>Account</u>	<u>Description</u>	<u>Year/Month</u>	<u>Plant Balance</u>	<u>A/D</u>					
252.1135	Meters - Pasco County Only	2005	232,196	(154,643)					
252.1135	Meters - Pasco County Only	2006	234,347	(164,814)					
252.1135	Meters - Pasco County Only	Jan-07	236,010	(165,798)					
252.1135	Meters - Pasco County Only	Feb-07	236,010	(166,781)					
252.1135	Meters - Pasco County Only	Mar-07	236,369	(167,766)					
252.1135	Meters - Pasco County Only	Apr-07	236,369	(168,751)					
252.1135	Meters - Pasco County Only	May-07	236,369	(169,736)					
252.1135	Meters - Pasco County Only	Jun-07	236,369	(170,721)					
252.1135	Meters - Pasco County Only	Jul-07	237,273	(171,493)					
252.1135	Meters - Pasco County Only	Aug-07	237,513	(172,483)					
252.1135	Meters - Pasco County Only	Sep-07	237,513	(173,473)					
252.1135	Meters - Pasco County Only	Oct-07	239,028	(174,469)					
252.1135	Meters - Pasco County Only	Nov-07	238,515	(174,949)					
252.1135	Meters - Pasco County Only	Dec-07	242,063	(175,958)					
252.1135	Meters - Pasco County Only	Jan-08	242,063	(176,967)					
252.1135	Meters - Pasco County Only	Feb-08	242,063	(177,975)					
252.1135	Meters - Pasco County Only	Mar-08	242,063	(178,984)					
252.1135	Meters - Pasco County Only	Apr-08	242,063	(179,992)					
252.1135	Meters - Pasco County Only	May-08	242,063	(181,001)					
252.1135	Meters - Pasco County Only	Jun-08	242,063	(182,009)					
252.1135	Meters - Pasco County Only	Jul-08	242,063	(183,018)					
252.1135	Meters - Pasco County Only	Aug-08	242,063	(184,027)					
252.1135	Meters - Pasco County Only	Sep-08	242,063	(185,035)					
252.1135	Meters - Pasco County Only	Oct-08	242,063	(186,044)					
252.1135	Meters - Pasco County Only	Nov-08	242,513	(187,054)			Plant	A/D	Dep Exp
252.1135	Meters - Pasco County Only	Dec-08	242,513	(188,065)	13-Month Average Restated		242,132	(182,010)	11,237
					13-Month Average Per Books		266,186	(178,348)	11,237
					Adjustment		(24,054)	(3,662)	-
					334.4				

<u>Account</u>	<u>Description</u>	<u>Year/Month</u>	<u>Plant Balance</u>	<u>A/D</u>					
252.1135	Meters - UIF Allocation	2005	24,054	(3,414)					
252.1135	Meters - UIF Allocation	2006	24,054	(4,617)					
252.1135	Meters - UIF Allocation	Jan-07	24,054	(4,717)					
252.1135	Meters - UIF Allocation	Feb-07	24,054	(4,817)					
252.1135	Meters - UIF Allocation	Mar-07	24,054	(4,917)					
252.1135	Meters - UIF Allocation	Apr-07	24,054	(5,018)					
252.1135	Meters - UIF Allocation	May-07	24,054	(5,118)					
252.1135	Meters - UIF Allocation	Jun-07	24,054	(5,218)					
252.1135	Meters - UIF Allocation	Jul-07	24,054	(5,318)					
252.1135	Meters - UIF Allocation	Aug-07	24,054	(5,418)					
252.1135	Meters - UIF Allocation	Sep-07	24,054	(5,519)					
252.1135	Meters - UIF Allocation	Oct-07	24,054	(5,619)					
252.1135	Meters - UIF Allocation	Nov-07	24,054	(5,719)					
252.1135	Meters - UIF Allocation	Dec-07	24,054	(5,819)					
252.1135	Meters - UIF Allocation	Jan-08	24,054	(5,920)					
252.1135	Meters - UIF Allocation	Feb-08	24,054	(6,020)					
252.1135	Meters - UIF Allocation	Mar-08	24,054	(6,120)					
252.1135	Meters - UIF Allocation	Apr-08	24,054	(6,220)					
252.1135	Meters - UIF Allocation	May-08	24,054	(6,320)					
252.1135	Meters - UIF Allocation	Jun-08	24,054	(6,421)					
252.1135	Meters - UIF Allocation	Jul-08	24,054	(6,521)					
252.1135	Meters - UIF Allocation	Aug-08	24,054	(6,621)					
252.1135	Meters - UIF Allocation	Sep-08	24,054	(6,721)					
252.1135	Meters - UIF Allocation	Oct-08	24,054	(6,822)					
252.1135	Meters - UIF Allocation	Nov-08	24,054	(6,922)			Plant	A/D	Dep Exp
252.1135	Meters - UIF Allocation	Dec-08	24,054	(7,022)	13-Month Average Restated		24,054	(6,421)	
					13-Month Average Per Books				
					Adjustment		24,054	(6,421)	
					334.4				SEE "UIF ALLOCATION" TAB FOR ACTUAL AI

<u>Account</u>	<u>Description</u>	<u>Year/Month</u>	<u>Plant Balance</u>	<u>A/D</u>					
252.1140	Meter Installations	2005	63,791	(2,615)					
252.1140	Meter Installations	2006	75,258	(6,032)					
252.1140	Meter Installations	Jan-07	75,258	(6,346)					
252.1140	Meter Installations	Feb-07	75,258	(6,659)					
252.1140	Meter Installations	Mar-07	76,946	(6,980)					
252.1140	Meter Installations	Apr-07	76,946	(7,300)					
252.1140	Meter Installations	May-07	76,946	(7,621)					
252.1140	Meter Installations	Jun-07	77,164	(7,943)					
252.1140	Meter Installations	Jul-07	77,164	(8,264)					
252.1140	Meter Installations	Aug-07	78,264	(8,590)					
252.1140	Meter Installations	Sep-07	79,027	(8,919)					
252.1140	Meter Installations	Oct-07	79,061	(9,249)					
252.1140	Meter Installations	Nov-07	79,061	(9,578)					
252.1140	Meter Installations	Dec-07	79,061	(9,908)					
252.1140	Meter Installations	Jan-08	79,061	(10,237)					
252.1140	Meter Installations	Feb-08	79,061	(10,567)					
252.1140	Meter Installations	Mar-08	79,417	(10,897)					
252.1140	Meter Installations	Apr-08	79,909	(11,230)					
252.1140	Meter Installations	May-08	80,350	(11,565)					
252.1140	Meter Installations	Jun-08	80,486	(11,901)					
252.1140	Meter Installations	Jul-08	80,588	(12,236)					
252.1140	Meter Installations	Aug-08	81,096	(12,574)					
252.1140	Meter Installations	Sep-08	81,130	(12,912)					
252.1140	Meter Installations	Oct-08	85,924	(13,120)					
252.1140	Meter Installations	Nov-08	86,093	(13,479)			Plant	A/D	Dep Exp
252.1140	Meter Installations	Dec-08	86,195	(13,838)	13-Month Average Restated	81,413	(11,882)	4,080	
					13-Month Average Per Books	81,413	(11,878)	4,230	
					Adjustment	-	(4)	(150)	
					334.4				

<u>Account</u>	<u>Description</u>	<u>Year/Month</u>	<u>Plant Balance</u>	<u>A/D</u>					
252.1145	Hydrants	2005	58,012	(22,304)					
252.1145	Hydrants	2006	68,308	(23,697)					
252.1145	Hydrants	Jan-07	68,308	(23,823)					
252.1145	Hydrants	Feb-07	68,308	(23,950)					
252.1145	Hydrants	Mar-07	68,558	(24,077)					
252.1145	Hydrants	Apr-07	68,558	(24,204)					
252.1145	Hydrants	May-07	68,558	(24,331)					
252.1145	Hydrants	Jun-07	72,023	(24,184)					
252.1145	Hydrants	Jul-07	72,023	(24,317)					
252.1145	Hydrants	Aug-07	72,023	(24,451)					
252.1145	Hydrants	Sep-07	72,091	(24,584)					
252.1145	Hydrants	Oct-07	72,091	(24,718)					
252.1145	Hydrants	Nov-07	72,091	(24,851)					
252.1145	Hydrants	Dec-07	72,091	(24,985)					
252.1145	Hydrants	Jan-08	72,091	(25,118)					
252.1145	Hydrants	Feb-08	72,091	(25,252)					
252.1145	Hydrants	Mar-08	72,091	(25,385)					
252.1145	Hydrants	Apr-08	72,091	(25,519)					
252.1145	Hydrants	May-08	72,091	(25,652)					
252.1145	Hydrants	Jun-08	72,091	(25,786)					
252.1145	Hydrants	Jul-08	72,091	(25,919)					
252.1145	Hydrants	Aug-08	72,091	(26,053)					
252.1145	Hydrants	Sep-08	72,091	(26,186)					
252.1145	Hydrants	Oct-08	72,091	(26,320)					
252.1145	Hydrants	Nov-08	72,091	(26,453)			Plant	A/D	Dep Exp
252.1145	Hydrants	Dec-08	72,091	(26,587)	13-Month Average Restated	72,091	(25,786)	1,602	
					13-Month Average Per Books	72,091	(26,019)	1,572	
					Adjustment	-	233	30	
					335.4				

<u>Account</u>	<u>Description</u>	<u>Year/Month</u>	<u>Plant Balance</u>	<u>A/D</u>					
252.1180	Office Furniture & Equipment	2005	22,223	(8,112)					
252.1180	Office Furniture & Equipment	2006	22,223	(9,594)					
252.1180	Office Furniture & Equipment	Jan-07	22,223	(9,717)					
252.1180	Office Furniture & Equipment	Feb-07	22,223	(9,841)					
252.1180	Office Furniture & Equipment	Mar-07	22,223	(9,964)					
252.1180	Office Furniture & Equipment	Apr-07	22,223	(10,088)					
252.1180	Office Furniture & Equipment	May-07	22,223	(10,211)					
252.1180	Office Furniture & Equipment	Jun-07	22,223	(10,334)					
252.1180	Office Furniture & Equipment	Jul-07	22,223	(10,458)					
252.1180	Office Furniture & Equipment	Aug-07	22,223	(10,581)					
252.1180	Office Furniture & Equipment	Sep-07	22,223	(10,705)					
252.1180	Office Furniture & Equipment	Oct-07	22,223	(10,828)					
252.1180	Office Furniture & Equipment	Nov-07	22,223	(10,952)					
252.1180	Office Furniture & Equipment	Dec-07	22,223	(11,075)					
252.1180	Office Furniture & Equipment	Jan-08	22,223	(11,199)					
252.1180	Office Furniture & Equipment	Feb-08	22,223	(11,322)					
252.1180	Office Furniture & Equipment	Mar-08	22,223	(11,446)					
252.1180	Office Furniture & Equipment	Apr-08	22,223	(11,569)					
252.1180	Office Furniture & Equipment	May-08	22,223	(11,693)					
252.1180	Office Furniture & Equipment	Jun-08	22,223	(11,816)					
252.1180	Office Furniture & Equipment	Jul-08	22,223	(11,940)					
252.1180	Office Furniture & Equipment	Aug-08	22,223	(12,063)					
252.1180	Office Furniture & Equipment	Sep-08	22,223	(12,186)					
252.1180	Office Furniture & Equipment	Oct-08	22,223	(12,310)					
252.1180	Office Furniture & Equipment	Nov-08	22,223	(12,433)			Plant	A/D	Dep Exp
252.1180	Office Furniture & Equipment	Dec-08	22,223	(12,557)	13-Month Average Restated	22,223	(11,816)	1,482	
					13-Month Average Per Books	22,223	(2,280)	92	
					Adjustment	-	(9,537)	1,389	
					340.5	-	(6,845)	997	
					390.7	-	(2,692)	392	

<u>Account</u>	<u>Description</u>	<u>Year/Month</u>	<u>Plant Balance</u>	<u>A/D</u>					
252.1190	Tools, Shop, & Miscellaneous Equipment	2005	22,038	(36,577)					
252.1190	Tools, Shop, & Miscellaneous Equipment	2006	22,008	(36,577)					
252.1190	Tools, Shop, & Miscellaneous Equipment	Jan-07	22,008	(36,577)					
252.1190	Tools, Shop, & Miscellaneous Equipment	Feb-07	22,008	(36,577)					
252.1190	Tools, Shop, & Miscellaneous Equipment	Mar-07	22,132	(36,577)					
252.1190	Tools, Shop, & Miscellaneous Equipment	Apr-07	22,132	(36,577)					
252.1190	Tools, Shop, & Miscellaneous Equipment	May-07	22,132	(36,577)					
252.1190	Tools, Shop, & Miscellaneous Equipment	Jun-07	22,132	(36,577)					
252.1190	Tools, Shop, & Miscellaneous Equipment	Jul-07	22,509	(36,577)					
252.1190	Tools, Shop, & Miscellaneous Equipment	Aug-07	22,509	(36,577)					
252.1190	Tools, Shop, & Miscellaneous Equipment	Sep-07	22,509	(36,577)					
252.1190	Tools, Shop, & Miscellaneous Equipment	Oct-07	22,509	(36,577)					
252.1190	Tools, Shop, & Miscellaneous Equipment	Nov-07	22,575	(36,577)					
252.1190	Tools, Shop, & Miscellaneous Equipment	Dec-07	24,356	(36,577)					
252.1190	Tools, Shop, & Miscellaneous Equipment	Jan-08	24,356	(36,577)					
252.1190	Tools, Shop, & Miscellaneous Equipment	Feb-08	24,356	(36,577)					
252.1190	Tools, Shop, & Miscellaneous Equipment	Mar-08	24,356	(36,577)					
252.1190	Tools, Shop, & Miscellaneous Equipment	Apr-08	24,356	(36,577)					
252.1190	Tools, Shop, & Miscellaneous Equipment	May-08	24,356	(36,577)					
252.1190	Tools, Shop, & Miscellaneous Equipment	Jun-08	24,356	(36,577)					
252.1190	Tools, Shop, & Miscellaneous Equipment	Jul-08	24,356	(36,577)					
252.1190	Tools, Shop, & Miscellaneous Equipment	Aug-08	24,356	(36,577)					
252.1190	Tools, Shop, & Miscellaneous Equipment	Sep-08	24,356	(36,577)					
252.1190	Tools, Shop, & Miscellaneous Equipment	Oct-08	24,356	(36,577)					
252.1190	Tools, Shop, & Miscellaneous Equipment	Nov-08	24,356	(36,577)			Plant	A/D	Dep Exp
252.1190	Tools, Shop, & Miscellaneous Equipment	Dec-08	24,356	(36,577)	13-Month Average Restated	24,356	(36,577)	-	
					13-Month Average Per Books	24,356	(49,346)	2,341	
					Adjustment	-	12,769	(2,341)	
					343.5	-	9,165	(1,680)	
					393.7	-	3,604	(661)	

<u>Account</u>	<u>Description</u>	<u>Year/Month</u>	<u>Plant Balance</u>	<u>A/D</u>					
252.1195	Laboratory Equipment	2005	329	(77)					
252.1195	Laboratory Equipment	2006	329	(99)					
252.1195	Laboratory Equipment	Jan-07	329	(101)					
252.1195	Laboratory Equipment	Feb-07	329	(103)					
252.1195	Laboratory Equipment	Mar-07	329	(105)					
252.1195	Laboratory Equipment	Apr-07	329	(106)					
252.1195	Laboratory Equipment	May-07	329	(108)					
252.1195	Laboratory Equipment	Jun-07	329	(110)					
252.1195	Laboratory Equipment	Jul-07	329	(112)					
252.1195	Laboratory Equipment	Aug-07	791	(116)					
252.1195	Laboratory Equipment	Sep-07	791	(121)					
252.1195	Laboratory Equipment	Oct-07	791	(125)					
252.1195	Laboratory Equipment	Nov-07	791	(130)					
252.1195	Laboratory Equipment	Dec-07	791	(134)					
252.1195	Laboratory Equipment	Jan-08	791	(138)					
252.1195	Laboratory Equipment	Feb-08	791	(143)					
252.1195	Laboratory Equipment	Mar-08	791	(147)					
252.1195	Laboratory Equipment	Apr-08	791	(152)					
252.1195	Laboratory Equipment	May-08	791	(156)					
252.1195	Laboratory Equipment	Jun-08	791	(160)					
252.1195	Laboratory Equipment	Jul-08	791	(165)					
252.1195	Laboratory Equipment	Aug-08	791	(169)					
252.1195	Laboratory Equipment	Sep-08	791	(173)					
252.1195	Laboratory Equipment	Oct-08	791	(178)					
252.1195	Laboratory Equipment	Nov-08	791	(182)			Plant	A/D	Dep Exp
252.1195	Laboratory Equipment	Dec-08	791	(187)	13-Month Average Restated	791	(160)	53	
					13-Month Average Per Books	791	(115)	5	
					Adjustment	-	(45)	48	
					344.5	-	(32)	35	
					394.7	-	(13)	13	



<u>Account</u>	<u>Description</u>	<u>Year/Month</u>	<u>Plant Balance</u>	<u>A/D</u>					
252.2000	Communication Equipment	2005	4,702	(5,302)					
252.2000	Communication Equipment	2006	4,702	(5,302)					
252.2000	Communication Equipment	Jan-07	4,702	(5,302)					
252.2000	Communication Equipment	Feb-07	4,702	(5,302)					
252.2000	Communication Equipment	Mar-07	4,702	(5,302)					
252.2000	Communication Equipment	Apr-07	4,702	(5,302)					
252.2000	Communication Equipment	May-07	4,702	(5,302)					
252.2000	Communication Equipment	Jun-07	4,702	(5,302)					
252.2000	Communication Equipment	Jul-07	4,702	(5,302)					
252.2000	Communication Equipment	Aug-07	4,702	(5,302)					
252.2000	Communication Equipment	Sep-07	4,702	(5,302)					
252.2000	Communication Equipment	Oct-07	4,702	(5,302)					
252.2000	Communication Equipment	Nov-07	4,702	(5,302)					
252.2000	Communication Equipment	Dec-07	4,702	(5,302)					
252.2000	Communication Equipment	Jan-08	4,702	(5,302)					
252.2000	Communication Equipment	Feb-08	4,702	(5,302)					
252.2000	Communication Equipment	Mar-08	4,702	(5,302)					
252.2000	Communication Equipment	Apr-08	4,702	(5,302)					
252.2000	Communication Equipment	May-08	4,702	(5,302)					
252.2000	Communication Equipment	Jun-08	4,702	(5,302)					
252.2000	Communication Equipment	Jul-08	4,702	(5,302)					
252.2000	Communication Equipment	Aug-08	4,702	(5,302)					
252.2000	Communication Equipment	Sep-08	4,702	(5,302)					
252.2000	Communication Equipment	Oct-08	4,702	(5,302)					
252.2000	Communication Equipment	Nov-08	4,702	(5,302)			Plant	A/D	Dep Exp
252.2000	Communication Equipment	Dec-08	4,702	(5,302)	13-Month Average Restated		4,702	(5,302)	-
					13-Month Average Per Books		4,702	(5,423)	27
					Adjustment		-	121	(27)
							346.5	-	87
							396.7	-	34
									(8)

<u>Account</u>	<u>Description</u>	<u>Year/Month</u>	<u>Plant Balance</u>	<u>A/D</u>				
252.1210	Miscellaneous Equipment - Water	2005	-	-				
252.1210	Miscellaneous Equipment - Water	2006	-	-				
252.1210	Miscellaneous Equipment - Water	Jan-07	-	-				
252.1210	Miscellaneous Equipment - Water	Feb-07	-	-				
252.1210	Miscellaneous Equipment - Water	Mar-07	-	-				
252.1210	Miscellaneous Equipment - Water	Apr-07	-	-				
252.1210	Miscellaneous Equipment - Water	May-07	-	-				
252.1210	Miscellaneous Equipment - Water	Jun-07	-	-				
252.1210	Miscellaneous Equipment - Water	Jul-07	-	-				
252.1210	Miscellaneous Equipment - Water	Aug-07	-	-				
252.1210	Miscellaneous Equipment - Water	Sep-07	-	-				
252.1210	Miscellaneous Equipment - Water	Oct-07	-	-				
252.1210	Miscellaneous Equipment - Water	Nov-07	-	-				
252.1210	Miscellaneous Equipment - Water	Dec-07	-	-				
252.1210	Miscellaneous Equipment - Water	Jan-08	-	-				
252.1210	Miscellaneous Equipment - Water	Feb-08	423	(2)				
252.1210	Miscellaneous Equipment - Water	Mar-08	423	(5)				
252.1210	Miscellaneous Equipment - Water	Apr-08	423	(7)				
252.1210	Miscellaneous Equipment - Water	May-08	423	(9)				
252.1210	Miscellaneous Equipment - Water	Jun-08	423	(12)				
252.1210	Miscellaneous Equipment - Water	Jul-08	423	(14)				
252.1210	Miscellaneous Equipment - Water	Aug-08	423	(16)				
252.1210	Miscellaneous Equipment - Water	Sep-08	423	(19)				
252.1210	Miscellaneous Equipment - Water	Oct-08	423	(21)				
252.1210	Miscellaneous Equipment - Water	Nov-08	423	(24)			Plant	A/D
252.1210	Miscellaneous Equipment - Water	Dec-08	423	(26)	13-Month Average Restated	358	(12)	26
					13-Month Average Per Books	358	-	-
					Adjustment	-	(12)	26
					347.5	-	(9)	19
					397.7	-	(3)	7

<u>Account</u>	<u>Description</u>	<u>Year/Month</u>	<u>Plant Balance</u>	<u>A/D</u>				
252.1220	Other Tangible Plant - Water	2005	(6,569)	(34,683)				
252.1220	Other Tangible Plant - Water	2006	(6,569)	(34,026)				
252.1220	Other Tangible Plant - Water	Jan-07	(6,569)	(33,971)				
252.1220	Other Tangible Plant - Water	Feb-07	(6,569)	(33,917)				
252.1220	Other Tangible Plant - Water	Mar-07	(6,569)	(33,862)				
252.1220	Other Tangible Plant - Water	Apr-07	(6,569)	(33,807)				
252.1220	Other Tangible Plant - Water	May-07	(6,569)	(33,752)				
252.1220	Other Tangible Plant - Water	Jun-07	(6,569)	(33,698)				
252.1220	Other Tangible Plant - Water	Jul-07	(6,569)	(33,643)				
252.1220	Other Tangible Plant - Water	Aug-07	(6,569)	(33,588)				
252.1220	Other Tangible Plant - Water	Sep-07	(6,569)	(33,533)				
252.1220	Other Tangible Plant - Water	Oct-07	(6,569)	(33,479)				
252.1220	Other Tangible Plant - Water	Nov-07	(6,569)	(33,424)				
252.1220	Other Tangible Plant - Water	Dec-07	(6,569)	(33,369)				
252.1220	Other Tangible Plant - Water	Jan-08	(6,569)	(33,314)				
252.1220	Other Tangible Plant - Water	Feb-08	(6,569)	(33,260)				
252.1220	Other Tangible Plant - Water	Mar-08	(6,569)	(33,205)				
252.1220	Other Tangible Plant - Water	Apr-08	(6,569)	(33,150)				
252.1220	Other Tangible Plant - Water	May-08	(6,569)	(33,095)				
252.1220	Other Tangible Plant - Water	Jun-08	(6,569)	(33,041)				
252.1220	Other Tangible Plant - Water	Jul-08	(6,569)	(32,986)				
252.1220	Other Tangible Plant - Water	Aug-08	(6,569)	(32,931)				
252.1220	Other Tangible Plant - Water	Sep-08	(6,569)	(32,877)				
252.1220	Other Tangible Plant - Water	Oct-08	(6,569)	(32,822)				
252.1220	Other Tangible Plant - Water	Nov-08	(6,569)	(32,767)			Plant	A/D
252.1220	Other Tangible Plant - Water	Dec-08	(6,569)	(32,712)	13-Month Average Restated	(6,569)	(33,041)	Dep Exp
					13-Month Average Per Books	(5,757)	-	-
					Adjustment	(812)	(33,041)	-
					348.5			

<u>Account</u>	<u>Description</u>	<u>Year/Month</u>	<u>Plant Balance</u>	<u>A/D</u>					
252.1245	Organization	2005	3,349	(1,598)					
252.1245	Organization	2006	3,349	(1,682)					
252.1245	Organization	Jan-07	3,349	(1,689)					
252.1245	Organization	Feb-07	3,349	(1,696)					
252.1245	Organization	Mar-07	3,349	(1,703)					
252.1245	Organization	Apr-07	3,349	(1,710)					
252.1245	Organization	May-07	3,349	(1,717)					
252.1245	Organization	Jun-07	3,349	(1,724)					
252.1245	Organization	Jul-07	3,349	(1,731)					
252.1245	Organization	Aug-07	3,349	(1,738)					
252.1245	Organization	Sep-07	3,349	(1,745)					
252.1245	Organization	Oct-07	3,349	(1,752)					
252.1245	Organization	Nov-07	3,349	(1,759)					
252.1245	Organization	Dec-07	3,349	(1,766)					
252.1245	Organization	Jan-08	3,349	(1,773)					
252.1245	Organization	Feb-08	3,349	(1,780)					
252.1245	Organization	Mar-08	3,349	(1,787)					
252.1245	Organization	Apr-08	3,349	(1,794)					
252.1245	Organization	May-08	3,349	(1,801)					
252.1245	Organization	Jun-08	3,349	(1,807)					
252.1245	Organization	Jul-08	3,349	(1,814)					
252.1245	Organization	Aug-08	3,349	(1,821)					
252.1245	Organization	Sep-08	3,349	(1,828)					
252.1245	Organization	Oct-08	3,349	(1,835)					
252.1245	Organization	Nov-08	3,349	(1,842)			Plant	A/D	Dep Exp
252.1245	Organization	Dec-08	3,349	(1,849)		13-Month Average Restated	3,349	(1,807)	-
						13-Month Average Per Books	3,349	(3,016)	62
						Adjustment	-	1,208	(62)
						351.1			

<u>Account</u>	<u>Description</u>	<u>Year/Month</u>	<u>Plant Balance</u>	<u>A/D</u>				
252.1270	Land & Land Rights - Wastewater Treatment	2005	10,500	-				
252.1270	Land & Land Rights - Wastewater Treatment	2006	10,500	-				
252.1270	Land & Land Rights - Wastewater Treatment	Jan-07	10,500	-				
252.1270	Land & Land Rights - Wastewater Treatment	Feb-07	10,500	-				
252.1270	Land & Land Rights - Wastewater Treatment	Mar-07	10,500	-				
252.1270	Land & Land Rights - Wastewater Treatment	Apr-07	10,500	-				
252.1270	Land & Land Rights - Wastewater Treatment	May-07	10,500	-				
252.1270	Land & Land Rights - Wastewater Treatment	Jun-07	10,500	-				
252.1270	Land & Land Rights - Wastewater Treatment	Jul-07	10,500	-				
252.1270	Land & Land Rights - Wastewater Treatment	Aug-07	10,500	-				
252.1270	Land & Land Rights - Wastewater Treatment	Sep-07	10,500	-				
252.1270	Land & Land Rights - Wastewater Treatment	Oct-07	10,500	-				
252.1270	Land & Land Rights - Wastewater Treatment	Nov-07	10,500	-				
252.1270	Land & Land Rights - Wastewater Treatment	Dec-07	10,500	-				
252.1270	Land & Land Rights - Wastewater Treatment	Jan-08	10,500	-				
252.1270	Land & Land Rights - Wastewater Treatment	Feb-08	10,500	-				
252.1270	Land & Land Rights - Wastewater Treatment	Mar-08	10,500	-				
252.1270	Land & Land Rights - Wastewater Treatment	Apr-08	10,500	-				
252.1270	Land & Land Rights - Wastewater Treatment	May-08	10,500	-				
252.1270	Land & Land Rights - Wastewater Treatment	Jun-08	10,500	-				
252.1270	Land & Land Rights - Wastewater Treatment	Jul-08	10,500	-				
252.1270	Land & Land Rights - Wastewater Treatment	Aug-08	10,500	-				
252.1270	Land & Land Rights - Wastewater Treatment	Sep-08	10,500	-				
252.1270	Land & Land Rights - Wastewater Treatment	Oct-08	10,500	-				
252.1270	Land & Land Rights - Wastewater Treatment	Nov-08	10,500	-			Plant	
252.1270	Land & Land Rights - Wastewater Treatment	Dec-08	10,500	-		13-Month Average Restated	10,500	
						13-Month Average Per Books	-	
						Adjustment	10,500	
						353.4		

<u>Account</u>	<u>Description</u>	<u>Year/Month</u>	<u>Plant Balance</u>	<u>A/D</u>					
252.1285	Land & Land Rights - General	2005	-	-					
252.1285	Land & Land Rights - General	2006	-	-					
252.1285	Land & Land Rights - General	Jan-07	-	-					
252.1285	Land & Land Rights - General	Feb-07	-	-					
252.1285	Land & Land Rights - General	Mar-07	-	-					
252.1285	Land & Land Rights - General	Apr-07	-	-					
252.1285	Land & Land Rights - General	May-07	-	-					
252.1285	Land & Land Rights - General	Jun-07	-	-					
252.1285	Land & Land Rights - General	Jul-07	-	-					
252.1285	Land & Land Rights - General	Aug-07	-	-					
252.1285	Land & Land Rights - General	Sep-07	-	-					
252.1285	Land & Land Rights - General	Oct-07	-	-					
252.1285	Land & Land Rights - General	Nov-07	-	-					
252.1285	Land & Land Rights - General	Dec-07	-	-					
252.1285	Land & Land Rights - General	Jan-08	-	-					
252.1285	Land & Land Rights - General	Feb-08	-	-					
252.1285	Land & Land Rights - General	Mar-08	-	-					
252.1285	Land & Land Rights - General	Apr-08	-	-					
252.1285	Land & Land Rights - General	May-08	-	-					
252.1285	Land & Land Rights - General	Jun-08	-	-					
252.1285	Land & Land Rights - General	Jul-08	-	-					
252.1285	Land & Land Rights - General	Aug-08	-	-					
252.1285	Land & Land Rights - General	Sep-08	-	-					
252.1285	Land & Land Rights - General	Oct-08	-	-					
252.1285	Land & Land Rights - General	Nov-08	-	-					Plant
252.1285	Land & Land Rights - General	Dec-08	-	-					
							13-Month Average Restated	-	
							13-Month Average Per Books	10,500	
							Adjustment	(10,500)	
							303.5	(7,536)	-
							353.7	(2,964)	-

<u>Account</u>	<u>Description</u>	<u>Year/Month</u>	<u>Plant Balance</u>	<u>A/D</u>					
252.1295	Structures & Improvements - Pump Lift Stations	2005	228,635	(43,776)					
252.1295	Structures & Improvements - Pump Lift Stations	2006	240,850	(42,450)					
252.1295	Structures & Improvements - Pump Lift Stations	Jan-07	240,850	(43,253)					
252.1295	Structures & Improvements - Pump Lift Stations	Feb-07	240,850	(44,056)					
252.1295	Structures & Improvements - Pump Lift Stations	Mar-07	241,372	(44,861)					
252.1295	Structures & Improvements - Pump Lift Stations	Apr-07	241,372	(45,665)					
252.1295	Structures & Improvements - Pump Lift Stations	May-07	241,372	(46,470)					
252.1295	Structures & Improvements - Pump Lift Stations	Jun-07	241,403	(47,274)					
252.1295	Structures & Improvements - Pump Lift Stations	Jul-07	243,008	(48,084)					
252.1295	Structures & Improvements - Pump Lift Stations	Aug-07	243,008	(48,894)					
252.1295	Structures & Improvements - Pump Lift Stations	Sep-07	243,076	(49,705)					
252.1295	Structures & Improvements - Pump Lift Stations	Oct-07	243,076	(50,515)					
252.1295	Structures & Improvements - Pump Lift Stations	Nov-07	243,076	(51,325)					
252.1295	Structures & Improvements - Pump Lift Stations	Dec-07	243,076	(52,135)					
252.1295	Structures & Improvements - Pump Lift Stations	Jan-08	308,502	(53,164)					
252.1295	Structures & Improvements - Pump Lift Stations	Feb-08	308,502	(54,192)					
252.1295	Structures & Improvements - Pump Lift Stations	Mar-08	308,502	(55,220)					
252.1295	Structures & Improvements - Pump Lift Stations	Apr-08	308,502	(56,249)					
252.1295	Structures & Improvements - Pump Lift Stations	May-08	308,502	(57,277)					
252.1295	Structures & Improvements - Pump Lift Stations	Jun-08	308,502	(58,305)					
252.1295	Structures & Improvements - Pump Lift Stations	Jul-08	308,502	(59,334)					
252.1295	Structures & Improvements - Pump Lift Stations	Aug-08	308,569	(60,362)					
252.1295	Structures & Improvements - Pump Lift Stations	Sep-08	308,569	(61,391)					
252.1295	Structures & Improvements - Pump Lift Stations	Oct-08	308,569	(62,419)					
252.1295	Structures & Improvements - Pump Lift Stations	Nov-08	308,569	(63,448)			Plant	A/D	Dep Exp
252.1295	Structures & Improvements - Pump Lift Stations	Dec-08	308,569	(64,477)	13-Month Average Restated		303,495	(58,306)	12,341
					13-Month Average Per Books		319,413	(80,718)	13,067
					Adjustment		(15,918)	22,412	(726)
					354.3				

<u>Account</u>	<u>Description</u>	<u>Year/Month</u>	<u>Plant Balance</u>	<u>A/D</u>				
255.1300	Structures & Improvements - Wastewater Treatment	2005	30,087	-				
255.1300	Structures & Improvements - Wastewater Treatment	2006	30,087	(940)				
255.1300	Structures & Improvements - Wastewater Treatment	Jan-07	30,087	(1,019)				
255.1300	Structures & Improvements - Wastewater Treatment	Feb-07	30,087	(1,097)				
255.1300	Structures & Improvements - Wastewater Treatment	Mar-07	30,087	(1,175)				
255.1300	Structures & Improvements - Wastewater Treatment	Apr-07	30,087	(1,254)				
255.1300	Structures & Improvements - Wastewater Treatment	May-07	30,087	(1,332)				
255.1300	Structures & Improvements - Wastewater Treatment	Jun-07	30,087	(1,410)				
255.1300	Structures & Improvements - Wastewater Treatment	Jul-07	30,087	(1,489)				
255.1300	Structures & Improvements - Wastewater Treatment	Aug-07	30,087	(1,567)				
255.1300	Structures & Improvements - Wastewater Treatment	Sep-07	30,087	(1,645)				
255.1300	Structures & Improvements - Wastewater Treatment	Oct-07	30,087	(1,724)				
255.1300	Structures & Improvements - Wastewater Treatment	Nov-07	30,087	(1,802)				
255.1300	Structures & Improvements - Wastewater Treatment	Dec-07	30,087	(1,880)				
255.1300	Structures & Improvements - Wastewater Treatment	Jan-08	30,087	(1,959)				
255.1300	Structures & Improvements - Wastewater Treatment	Feb-08	30,087	(2,037)				
255.1300	Structures & Improvements - Wastewater Treatment	Mar-08	30,087	(2,115)				
255.1300	Structures & Improvements - Wastewater Treatment	Apr-08	30,087	(2,194)				
255.1300	Structures & Improvements - Wastewater Treatment	May-08	30,087	(2,272)				
255.1300	Structures & Improvements - Wastewater Treatment	Jun-08	30,087	(2,351)				
255.1300	Structures & Improvements - Wastewater Treatment	Jul-08	30,087	(2,429)				
255.1300	Structures & Improvements - Wastewater Treatment	Aug-08	30,087	(2,507)				
255.1300	Structures & Improvements - Wastewater Treatment	Sep-08	30,155	(2,586)				
255.1300	Structures & Improvements - Wastewater Treatment	Oct-08	30,155	(2,664)				
255.1300	Structures & Improvements - Wastewater Treatment	Nov-08	30,155	(2,743)			Plant	A/D
255.1300	Structures & Improvements - Wastewater Treatment	Dec-08	30,155	(2,821)			30,108	(2,351)
								Dep Exp
							13-Month Average Restated	941
							13-Month Average Per Books	-
							Adjustment	-
							354.4	(2,351)
								941



<u>Account</u>	<u>Description</u>	<u>Year/Month</u>	<u>Plant Balance</u>	<u>A/D</u>					
252.1315	Structures & Improvements - General	2005	-	-					
252.1315	Structures & Improvements - General	2006	-	-					
252.1315	Structures & Improvements - General	Jan-07	-	-					
252.1315	Structures & Improvements - General	Feb-07	-	-					
252.1315	Structures & Improvements - General	Mar-07	-	-					
252.1315	Structures & Improvements - General	Apr-07	-	-					
252.1315	Structures & Improvements - General	May-07	-	-					
252.1315	Structures & Improvements - General	Jun-07	-	-					
252.1315	Structures & Improvements - General	Jul-07	-	-					
252.1315	Structures & Improvements - General	Aug-07	-	-					
252.1315	Structures & Improvements - General	Sep-07	-	-					
252.1315	Structures & Improvements - General	Oct-07	-	-					
252.1315	Structures & Improvements - General	Nov-07	-	-					
252.1315	Structures & Improvements - General	Dec-07	-	-					
252.1315	Structures & Improvements - General	Jan-08	-	-					
252.1315	Structures & Improvements - General	Feb-08	-	-					
252.1315	Structures & Improvements - General	Mar-08	-	-					
252.1315	Structures & Improvements - General	Apr-08	-	-					
252.1315	Structures & Improvements - General	May-08	-	-					
252.1315	Structures & Improvements - General	Jun-08	-	-					
252.1315	Structures & Improvements - General	Jul-08	-	-					
252.1315	Structures & Improvements - General	Aug-08	-	-					
252.1315	Structures & Improvements - General	Sep-08	-	-					
252.1315	Structures & Improvements - General	Oct-08	-	-					
252.1315	Structures & Improvements - General	Nov-08	-	-			Plant	A/D	Dep Exp
252.1315	Structures & Improvements - General	Dec-08	-	-	13-Month Average Restated	-	-	-	-
					13-Month Average Per Books	30,108	(18,797)	943	
					Adjustment	(30,108)	18,797	(943)	
					304.5	(21,610)	13,491	(677)	
					354.7	(8,498)	5,306	(266)	



<u>Account</u>	<u>Description</u>	<u>Year/Month</u>	<u>Plant Balance</u>	<u>A/D</u>					
252.1350	Gravity Mains	2005	391,988	(132,777)					
252.1350	Gravity Mains	2006	553,645	(140,486)					
252.1350	Gravity Mains	Jan-07	553,645	(141,511)					
252.1350	Gravity Mains	Feb-07	553,645	(142,536)					
252.1350	Gravity Mains	Mar-07	553,645	(143,562)					
252.1350	Gravity Mains	Apr-07	553,645	(144,587)					
252.1350	Gravity Mains	May-07	553,645	(145,612)					
252.1350	Gravity Mains	Jun-07	553,645	(146,638)					
252.1350	Gravity Mains	Jul-07	553,645	(147,663)					
252.1350	Gravity Mains	Aug-07	553,645	(148,688)					
252.1350	Gravity Mains	Sep-07	553,747	(149,714)					
252.1350	Gravity Mains	Oct-07	553,747	(150,739)					
252.1350	Gravity Mains	Nov-07	553,747	(151,764)					
252.1350	Gravity Mains	Dec-07	553,747	(152,790)					
252.1350	Gravity Mains	Jan-08	553,747	(153,815)					
252.1350	Gravity Mains	Feb-08	553,747	(154,841)					
252.1350	Gravity Mains	Mar-08	554,006	(155,867)					
252.1350	Gravity Mains	Apr-08	554,184	(156,893)					
252.1350	Gravity Mains	May-08	556,579	(157,924)					
252.1350	Gravity Mains	Jun-08	557,550	(158,956)					
252.1350	Gravity Mains	Jul-08	557,841	(159,989)					
252.1350	Gravity Mains	Aug-08	557,841	(161,022)					
252.1350	Gravity Mains	Sep-08	557,841	(162,055)					
252.1350	Gravity Mains	Oct-08	557,841	(163,088)					
252.1350	Gravity Mains	Nov-08	557,841	(164,121)			Plant	A/D	Dep Exp
252.1350	Gravity Mains	Dec-08	557,841	(165,154)	13-Month Average Restated		556,201	(158,963)	12,365
					13-Month Average Per Books		581,775	(161,451)	12,366
						Adjustment	(25,574)	2,488	(1)
						361.2			

<u>Account</u>	<u>Description</u>	<u>Year/Month</u>	<u>Plant Balance</u>	<u>A/D</u>					
252.1353	Manholes	2005	24,613	(5,618)					
252.1353	Manholes	2006	25,456	(6,465)					
252.1353	Manholes	Jan-07	25,456	(6,535)					
252.1353	Manholes	Feb-07	25,456	(6,606)					
252.1353	Manholes	Mar-07	25,456	(6,677)					
252.1353	Manholes	Apr-07	25,456	(6,747)					
252.1353	Manholes	May-07	25,456	(6,818)					
252.1353	Manholes	Jun-07	25,456	(6,889)					
252.1353	Manholes	Jul-07	25,456	(6,960)					
252.1353	Manholes	Aug-07	25,456	(7,030)					
252.1353	Manholes	Sep-07	25,456	(7,101)					
252.1353	Manholes	Oct-07	25,456	(7,172)					
252.1353	Manholes	Nov-07	25,456	(7,242)					
252.1353	Manholes	Dec-07	25,456	(7,313)					
252.1353	Manholes	Jan-08	25,456	(7,384)					
252.1353	Manholes	Feb-08	25,456	(7,455)					
252.1353	Manholes	Mar-08	25,469	(7,525)					
252.1353	Manholes	Apr-08	25,477	(7,596)					
252.1353	Manholes	May-08	25,593	(7,667)					
252.1353	Manholes	Jun-08	25,639	(7,738)					
252.1353	Manholes	Jul-08	25,653	(7,810)					
252.1353	Manholes	Aug-08	25,653	(7,881)					
252.1353	Manholes	Sep-08	25,653	(7,952)					
252.1353	Manholes	Oct-08	25,653	(8,023)					
252.1353	Manholes	Nov-08	25,653	(8,095)			Plant	A/D	Dep Exp
252.1353	Manholes	Dec-08	25,653	(8,166)	13-Month Average Restated	25,574	(7,739)	853	
					13-Month Average Per Books	-	-	-	
					Adjustment	25,574	(7,739)	853	
					361.2				

<u>Account</u>	<u>Description</u>	<u>Year/Month</u>	<u>Plant Balance</u>	<u>A/D</u>					
252.1360	Services To Customers	2005	88,112	(31,572)					
252.1360	Services To Customers	2006	90,873	(33,932)					
252.1360	Services To Customers	Jan-07	90,873	(34,131)					
252.1360	Services To Customers	Feb-07	90,873	(34,330)					
252.1360	Services To Customers	Mar-07	90,873	(34,530)					
252.1360	Services To Customers	Apr-07	90,873	(34,729)					
252.1360	Services To Customers	May-07	90,873	(34,928)					
252.1360	Services To Customers	Jun-07	90,873	(35,128)					
252.1360	Services To Customers	Jul-07	90,873	(35,327)					
252.1360	Services To Customers	Aug-07	90,873	(35,526)					
252.1360	Services To Customers	Sep-07	90,873	(35,725)					
252.1360	Services To Customers	Oct-07	90,873	(35,925)					
252.1360	Services To Customers	Nov-07	90,873	(36,124)					
252.1360	Services To Customers	Dec-07	91,342	(36,324)					
252.1360	Services To Customers	Jan-08	91,342	(36,525)					
252.1360	Services To Customers	Feb-08	91,342	(36,725)					
252.1360	Services To Customers	Mar-08	91,342	(36,925)					
252.1360	Services To Customers	Apr-08	92,904	(37,129)					
252.1360	Services To Customers	May-08	92,958	(37,333)					
252.1360	Services To Customers	Jun-08	92,958	(37,537)					
252.1360	Services To Customers	Jul-08	92,958	(37,740)					
252.1360	Services To Customers	Aug-08	92,958	(37,944)					
252.1360	Services To Customers	Sep-08	92,958	(38,148)					
252.1360	Services To Customers	Oct-08	92,958	(38,352)					
252.1360	Services To Customers	Nov-08	92,958	(38,556)			Plant	A/D	Dep Exp
252.1360	Services To Customers	Dec-08	92,958	(38,760)	13-Month Average Restated	92,456	(37,538)	2,436	
					13-Month Average Per Books	-	-	-	
					Adjustment	92,456	(37,538)	2,436	
					363.2				

<u>Account</u>	<u>Description</u>	<u>Year/Month</u>	<u>Plant Balance</u>	<u>A/D</u>					
252.1370	Flow Measure Installations	2005	-	-					
252.1370	Flow Measure Installations	2006	-	-					
252.1370	Flow Measure Installations	Jan-07	-	-					
252.1370	Flow Measure Installations	Feb-07	-	-					
252.1370	Flow Measure Installations	Mar-07	-	-					
252.1370	Flow Measure Installations	Apr-07	-	-					
252.1370	Flow Measure Installations	May-07	-	-					
252.1370	Flow Measure Installations	Jun-07	-	-					
252.1370	Flow Measure Installations	Jul-07	-	-					
252.1370	Flow Measure Installations	Aug-07	-	-					
252.1370	Flow Measure Installations	Sep-07	-	-					
252.1370	Flow Measure Installations	Oct-07	-	-					
252.1370	Flow Measure Installations	Nov-07	-	-					
252.1370	Flow Measure Installations	Dec-07	-	-					
252.1370	Flow Measure Installations	Jan-08	-	-					
252.1370	Flow Measure Installations	Feb-08	-	-					
252.1370	Flow Measure Installations	Mar-08	-	-					
252.1370	Flow Measure Installations	Apr-08	-	-					
252.1370	Flow Measure Installations	May-08	497	(1)					
252.1370	Flow Measure Installations	Jun-08	497	(2)					
252.1370	Flow Measure Installations	Jul-08	497	(3)					
252.1370	Flow Measure Installations	Aug-08	497	(4)					
252.1370	Flow Measure Installations	Sep-08	497	(5)					
252.1370	Flow Measure Installations	Oct-08	497	(7)					
252.1370	Flow Measure Installations	Nov-08	497	(8)			Plant	A/D	Dep Exp
252.1370	Flow Measure Installations	Dec-08	497	(9)	13-Month Average Restated	306	(3)	9	
					13-Month Average Per Books	306	(2)	5	
					Adjustment	-	(1)	4	
					365.2	(check if balances are in 365.4)			

<u>Account</u>	<u>Description</u>	<u>Year/Month</u>	<u>Plant Balance</u>	<u>A/D</u>				
252.1380	Pumping Equipment	2005	-	-				
252.1380	Pumping Equipment	2006	-	-				
252.1380	Pumping Equipment	Jan-07	-	-				
252.1380	Pumping Equipment	Feb-07	-	-				
252.1380	Pumping Equipment	Mar-07	-	-				
252.1380	Pumping Equipment	Apr-07	-	-				
252.1380	Pumping Equipment	May-07	-	-				
252.1380	Pumping Equipment	Jun-07	-	-				
252.1380	Pumping Equipment	Jul-07	-	-				
252.1380	Pumping Equipment	Aug-07	-	-				
252.1380	Pumping Equipment	Sep-07	-	-				
252.1380	Pumping Equipment	Oct-07	-	-				
252.1380	Pumping Equipment	Nov-07	-	-				
252.1380	Pumping Equipment	Dec-07	-	-				
252.1380	Pumping Equipment	Jan-08	-	-				
252.1380	Pumping Equipment	Feb-08	-	-				
252.1380	Pumping Equipment	Mar-08	136	(1)				
252.1380	Pumping Equipment	Apr-08	136	(1)				
252.1380	Pumping Equipment	May-08	136	(2)				
252.1380	Pumping Equipment	Jun-08	136	(3)				
252.1380	Pumping Equipment	Jul-08	136	(3)				
252.1380	Pumping Equipment	Aug-08	271	(4)				
252.1380	Pumping Equipment	Sep-08	271	(6)				
252.1380	Pumping Equipment	Oct-08	967	(10)				
252.1380	Pumping Equipment	Nov-08	967	(15)			Plant	A/D
252.1380	Pumping Equipment	Dec-08	967	(19)	13-Month Average Restated	317	(5)	19
					13-Month Average Per Books	317	(1)	5
					Adjustment	-	(4)	14
					371.3			

<u>Account</u>	<u>Description</u>	<u>Year/Month</u>	<u>Plant Balance</u>	<u>A/D</u>					
252.1435	Treatment & Disposal - Lagoons	2005	114,849	(59,347)					
252.1395	Treatment & Disposal - Lagoons	2006	114,849	(65,727)					
252.1395	Treatment & Disposal - Lagoons	Jan-07	114,849	(66,259)					
252.1395	Treatment & Disposal - Lagoons	Feb-07	114,849	(66,791)					
252.1395	Treatment & Disposal - Lagoons	Mar-07	114,849	(67,322)					
252.1395	Treatment & Disposal - Lagoons	Apr-07	114,849	(67,854)					
252.1395	Treatment & Disposal - Lagoons	May-07	114,849	(68,386)					
252.1395	Treatment & Disposal - Lagoons	Jun-07	114,849	(68,917)					
252.1395	Treatment & Disposal - Lagoons	Jul-07	114,849	(69,449)					
252.1395	Treatment & Disposal - Lagoons	Aug-07	114,849	(69,981)					
252.1395	Treatment & Disposal - Lagoons	Sep-07	114,849	(70,513)					
252.1395	Treatment & Disposal - Lagoons	Oct-07	114,849	(71,044)					
252.1395	Treatment & Disposal - Lagoons	Nov-07	114,849	(71,576)					
252.1395	Treatment & Disposal - Lagoons	Dec-07	114,849	(72,108)					
252.1395	Treatment & Disposal - Lagoons	Jan-08	114,849	(72,639)					
252.1395	Treatment & Disposal - Lagoons	Feb-08	114,849	(73,171)					
252.1395	Treatment & Disposal - Lagoons	Mar-08	114,849	(73,703)					
252.1395	Treatment & Disposal - Lagoons	Apr-08	114,849	(74,235)					
252.1395	Treatment & Disposal - Lagoons	May-08	114,849	(74,766)					
252.1395	Treatment & Disposal - Lagoons	Jun-08	114,849	(75,298)					
252.1395	Treatment & Disposal - Lagoons	Jul-08	114,849	(75,830)					
252.1395	Treatment & Disposal - Lagoons	Aug-08	114,849	(76,361)					
252.1395	Treatment & Disposal - Lagoons	Sep-08	114,849	(76,893)					
252.1395	Treatment & Disposal - Lagoons	Oct-08	114,849	(77,425)					
252.1395	Treatment & Disposal - Lagoons	Nov-08	114,849	(77,956)			Plant	A/D	Dep Exp
252.1395	Treatment & Disposal - Lagoons	Dec-08	114,849	(78,488)	13-Month Average Restated	114,849	(75,298)	6,381	
					13-Month Average Per Books	114,849	(67,553)	3,281	
					Adjustment	-	(7,745)	3,099	
					380.4				



<u>Account</u>	<u>Description</u>	<u>Year/Month</u>	<u>Plant Balance</u>	<u>A/D</u>					
255.1400	Treatment & Disposal - Wastewater Treatment Plant	2005	(43,566)	107,509					
255.1400	Treatment & Disposal - Wastewater Treatment Plant	2006	(35,948)	107,509					
255.1400	Treatment & Disposal - Wastewater Treatment Plant	Jan-07	(35,948)	107,509					
255.1400	Treatment & Disposal - Wastewater Treatment Plant	Feb-07	(35,948)	107,509					
255.1400	Treatment & Disposal - Wastewater Treatment Plant	Mar-07	(35,358)	107,509					
255.1400	Treatment & Disposal - Wastewater Treatment Plant	Apr-07	(35,358)	107,509					
255.1400	Treatment & Disposal - Wastewater Treatment Plant	May-07	(35,358)	107,509					
255.1400	Treatment & Disposal - Wastewater Treatment Plant	Jun-07	(35,358)	107,509					
255.1400	Treatment & Disposal - Wastewater Treatment Plant	Jul-07	(34,178)	107,509					
255.1400	Treatment & Disposal - Wastewater Treatment Plant	Aug-07	(33,903)	107,509					
255.1400	Treatment & Disposal - Wastewater Treatment Plant	Sep-07	(33,903)	107,509					
255.1400	Treatment & Disposal - Wastewater Treatment Plant	Oct-07	(33,903)	107,509					
255.1400	Treatment & Disposal - Wastewater Treatment Plant	Nov-07	(33,835)	107,509					
255.1400	Treatment & Disposal - Wastewater Treatment Plant	Dec-07	(33,835)	107,509					
255.1400	Treatment & Disposal - Wastewater Treatment Plant	Jan-08	(33,631)	107,509					
255.1400	Treatment & Disposal - Wastewater Treatment Plant	Feb-08	(33,631)	107,509					
255.1400	Treatment & Disposal - Wastewater Treatment Plant	Mar-08	(33,631)	107,509					
255.1400	Treatment & Disposal - Wastewater Treatment Plant	Apr-08	(33,631)	107,509					
255.1400	Treatment & Disposal - Wastewater Treatment Plant	May-08	(33,631)	107,509					
255.1400	Treatment & Disposal - Wastewater Treatment Plant	Jun-08	(33,631)	107,509					
255.1400	Treatment & Disposal - Wastewater Treatment Plant	Jul-08	(33,496)	107,509					
255.1400	Treatment & Disposal - Wastewater Treatment Plant	Aug-08	(33,496)	107,509					
255.1400	Treatment & Disposal - Wastewater Treatment Plant	Sep-08	(33,496)	107,509					
255.1400	Treatment & Disposal - Wastewater Treatment Plant	Oct-08	(33,496)	107,509					
255.1400	Treatment & Disposal - Wastewater Treatment Plant	Nov-08	(33,496)	107,509			Plant	A/D	Dep Exp
255.1400	Treatment & Disposal - Wastewater Treatment Plant	Dec-08	(33,283)	107,509	13-Month Average Restated	(33,568)	107,509		(1,864)
					13-Month Average Per Books	(33,568)	94,315		7,096
					Adjustment	-	13,194		(8,960)
					380.4				

<u>Account</u>	<u>Description</u>	<u>Year/Month</u>	<u>Plant Balance</u>	<u>A/D</u>					
252.1435	Other Miscellaneous Equipment - Pump Plant	2005	3,300	(733)					
252.1435	Other Miscellaneous Equipment - Pump Plant	2006	3,300	(916)					
252.1435	Other Miscellaneous Equipment - Pump Plant	Jan-07	3,300	(932)					
252.1435	Other Miscellaneous Equipment - Pump Plant	Feb-07	3,300	(947)					
252.1435	Other Miscellaneous Equipment - Pump Plant	Mar-07	3,300	(962)					
252.1435	Other Miscellaneous Equipment - Pump Plant	Apr-07	3,300	(977)					
252.1435	Other Miscellaneous Equipment - Pump Plant	May-07	3,300	(993)					
252.1435	Other Miscellaneous Equipment - Pump Plant	Jun-07	3,300	(1,008)					
252.1435	Other Miscellaneous Equipment - Pump Plant	Jul-07	3,300	(1,023)					
252.1435	Other Miscellaneous Equipment - Pump Plant	Aug-07	3,300	(1,039)					
252.1435	Other Miscellaneous Equipment - Pump Plant	Sep-07	3,300	(1,054)					
252.1435	Other Miscellaneous Equipment - Pump Plant	Oct-07	3,300	(1,069)					
252.1435	Other Miscellaneous Equipment - Pump Plant	Nov-07	3,300	(1,084)					
252.1435	Other Miscellaneous Equipment - Pump Plant	Dec-07	3,300	(1,100)					
252.1435	Other Miscellaneous Equipment - Pump Plant	Jan-08	3,300	(1,115)					
252.1435	Other Miscellaneous Equipment - Pump Plant	Feb-08	4,752	(1,137)					
252.1435	Other Miscellaneous Equipment - Pump Plant	Mar-08	4,752	(1,159)					
252.1435	Other Miscellaneous Equipment - Pump Plant	Apr-08	4,752	(1,181)					
252.1435	Other Miscellaneous Equipment - Pump Plant	May-08	4,752	(1,203)					
252.1435	Other Miscellaneous Equipment - Pump Plant	Jun-08	4,752	(1,225)					
252.1435	Other Miscellaneous Equipment - Pump Plant	Jul-08	4,752	(1,247)					
252.1435	Other Miscellaneous Equipment - Pump Plant	Aug-08	4,752	(1,269)					
252.1435	Other Miscellaneous Equipment - Pump Plant	Sep-08	5,395	(1,294)					
252.1435	Other Miscellaneous Equipment - Pump Plant	Oct-08	5,395	(1,319)					
252.1435	Other Miscellaneous Equipment - Pump Plant	Nov-08	5,395	(1,344)			Plant	A/D	
252.1435	Other Miscellaneous Equipment - Pump Plant	Dec-08	5,395	(1,369)				Dep Exp	
						13-Month Average Restated	4,727	(1,228)	269
						13-Month Average Per Books	1,427	(1)	4
						Adjustment	3,300	(1,227)	265
						389.3			

<u>Account</u>	<u>Description</u>	<u>Year/Month</u>	<u>Plant Balance</u>	<u>A/D</u>					
252.1470	Tools, Shop, & Miscellaneous Equipment	2005	45	-					
252.1470	Tools, Shop, & Miscellaneous Equipment	2006	45	(3)					
252.1470	Tools, Shop, & Miscellaneous Equipment	Jan-07	45	(3)					
252.1470	Tools, Shop, & Miscellaneous Equipment	Feb-07	45	(3)					
252.1470	Tools, Shop, & Miscellaneous Equipment	Mar-07	45	(4)					
252.1470	Tools, Shop, & Miscellaneous Equipment	Apr-07	45	(4)					
252.1470	Tools, Shop, & Miscellaneous Equipment	May-07	45	(4)					
252.1470	Tools, Shop, & Miscellaneous Equipment	Jun-07	45	(4)					
252.1470	Tools, Shop, & Miscellaneous Equipment	Jul-07	45	(4)					
252.1470	Tools, Shop, & Miscellaneous Equipment	Aug-07	45	(5)					
252.1470	Tools, Shop, & Miscellaneous Equipment	Sep-07	45	(5)					
252.1470	Tools, Shop, & Miscellaneous Equipment	Oct-07	45	(5)					
252.1470	Tools, Shop, & Miscellaneous Equipment	Nov-07	45	(5)					
252.1470	Tools, Shop, & Miscellaneous Equipment	Dec-07	45	(6)					
252.1470	Tools, Shop, & Miscellaneous Equipment	Jan-08	45	(6)					
252.1470	Tools, Shop, & Miscellaneous Equipment	Feb-08	45	(6)					
252.1470	Tools, Shop, & Miscellaneous Equipment	Mar-08	45	(6)					
252.1470	Tools, Shop, & Miscellaneous Equipment	Apr-08	45	(7)					
252.1470	Tools, Shop, & Miscellaneous Equipment	May-08	45	(7)					
252.1470	Tools, Shop, & Miscellaneous Equipment	Jun-08	45	(7)					
252.1470	Tools, Shop, & Miscellaneous Equipment	Jul-08	45	(7)					
252.1470	Tools, Shop, & Miscellaneous Equipment	Aug-08	45	(7)					
252.1470	Tools, Shop, & Miscellaneous Equipment	Sep-08	45	(8)					
252.1470	Tools, Shop, & Miscellaneous Equipment	Oct-08	45	(8)					
252.1470	Tools, Shop, & Miscellaneous Equipment	Nov-08	45	(8)			Plant	A/D	Dep Exp
252.1470	Tools, Shop, & Miscellaneous Equipment	Dec-08	45	(8)	13-Month Average Restated	45	(7)	2	
					13-Month Average Per Books	45	(7)	3	
					Adjustment	-	(0)	(0)	
					343.5	-	-	-	
					393.7	-	-	-	

<u>Account</u>	<u>Description</u>	<u>Year/Month</u>	<u>Plant Balance</u>	<u>A/D</u>					
255.1500	Other Tangible Plant - Sewer	2005	-	1,214					
255.1500	Other Tangible Plant - Sewer	2006	-	1,214					
255.1500	Other Tangible Plant - Sewer	Jan-07	-	1,214					
255.1500	Other Tangible Plant - Sewer	Feb-07	-	1,214					
255.1500	Other Tangible Plant - Sewer	Mar-07	-	1,214					
255.1500	Other Tangible Plant - Sewer	Apr-07	-	1,214					
255.1500	Other Tangible Plant - Sewer	May-07	-	1,214					
255.1500	Other Tangible Plant - Sewer	Jun-07	-	1,214					
255.1500	Other Tangible Plant - Sewer	Jul-07	-	1,214					
255.1500	Other Tangible Plant - Sewer	Aug-07	-	1,214					
255.1500	Other Tangible Plant - Sewer	Sep-07	-	1,214					
255.1500	Other Tangible Plant - Sewer	Oct-07	-	1,214					
255.1500	Other Tangible Plant - Sewer	Nov-07	-	1,214					
255.1500	Other Tangible Plant - Sewer	Dec-07	-	1,214					
255.1500	Other Tangible Plant - Sewer	Jan-08	-	1,214					
255.1500	Other Tangible Plant - Sewer	Feb-08	-	1,214					
255.1500	Other Tangible Plant - Sewer	Mar-08	-	1,214					
255.1500	Other Tangible Plant - Sewer	Apr-08	-	1,214					
255.1500	Other Tangible Plant - Sewer	May-08	-	1,214					
255.1500	Other Tangible Plant - Sewer	Jun-08	-	1,214					
255.1500	Other Tangible Plant - Sewer	Jul-08	-	1,214					
255.1500	Other Tangible Plant - Sewer	Aug-08	-	1,214					
255.1500	Other Tangible Plant - Sewer	Sep-08	-	1,214					
255.1500	Other Tangible Plant - Sewer	Oct-08	-	1,214					
255.1500	Other Tangible Plant - Sewer	Nov-08	-	1,214			Plant	A/D	Dep Exp
255.1500	Other Tangible Plant - Sewer	Dec-08	-	1,214	13-Month Average Restated	-	1,214	-	-
					13-Month Average Per Books	-	-	-	-
					Adjustment	-	1,214	-	-
					398.7				

<u>Account</u>	<u>Description</u>	<u>Year/Month</u>	<u>Plant Balance</u>	<u>A/D</u>				
255.1540	Reuse Transmission & Distribution	2005	-	-				
255.1540	Reuse Transmission & Distribution	2006	-	-				
255.1540	Reuse Transmission & Distribution	Jan-07	-	-				
255.1540	Reuse Transmission & Distribution	Feb-07	-	-				
255.1540	Reuse Transmission & Distribution	Mar-07	-	-				
255.1540	Reuse Transmission & Distribution	Apr-07	-	-				
255.1540	Reuse Transmission & Distribution	May-07	-	-				
255.1540	Reuse Transmission & Distribution	Jun-07	-	-				
255.1540	Reuse Transmission & Distribution	Jul-07	-	-				
255.1540	Reuse Transmission & Distribution	Aug-07	-	-				
255.1540	Reuse Transmission & Distribution	Sep-07	-	-				
255.1540	Reuse Transmission & Distribution	Oct-07	-	-				
255.1540	Reuse Transmission & Distribution	Nov-07	-	-				
255.1540	Reuse Transmission & Distribution	Dec-07	-	-				
255.1540	Reuse Transmission & Distribution	Jan-08	-	-				
255.1540	Reuse Transmission & Distribution	Feb-08	-	-				
255.1540	Reuse Transmission & Distribution	Mar-08	-	-				
255.1540	Reuse Transmission & Distribution	Apr-08	220	(0)				
255.1540	Reuse Transmission & Distribution	May-08	322	(1)				
255.1540	Reuse Transmission & Distribution	Jun-08	644	(2)				
255.1540	Reuse Transmission & Distribution	Jul-08	814	(4)				
255.1540	Reuse Transmission & Distribution	Aug-08	984	(6)				
255.1540	Reuse Transmission & Distribution	Sep-08	984	(8)				
255.1540	Reuse Transmission & Distribution	Oct-08	1,119	(10)				
255.1540	Reuse Transmission & Distribution	Nov-08	1,119	(12)			Plant	A/D
255.1540	Reuse Transmission & Distribution	Dec-08	1,233	(14)	13-Month Average Restated	572	(4)	14
					13-Month Average Per Books	572	(4)	14
					Adjustment	-	(0)	1
					375.6			

<u>Account</u>	<u>Description</u>	<u>Year/Month</u>	<u>Plant Balance</u>	<u>A/D</u>					
255.1640	Other Plant	2005	-	-					
255.1640	Other Plant	2006	-	-					
255.1640	Other Plant	Jan-07	-	-					
255.1640	Other Plant	Feb-07	-	-					
255.1640	Other Plant	Mar-07	-	-					
255.1640	Other Plant	Apr-07	-	-					
255.1640	Other Plant	May-07	-	-					
255.1640	Other Plant	Jun-07	-	-					
255.1640	Other Plant	Jul-07	-	-					
255.1640	Other Plant	Aug-07	-	-					
255.1640	Other Plant	Sep-07	-	-					
255.1640	Other Plant	Oct-07	-	-					
255.1640	Other Plant	Nov-07	-	-					
255.1640	Other Plant	Dec-07	-	-					
255.1640	Other Plant	Jan-08	-	-					
255.1640	Other Plant	Feb-08	-	-					
255.1640	Other Plant	Mar-08	-	-					
255.1640	Other Plant	Apr-08	-	-					
255.1640	Other Plant	May-08	-	-					
255.1640	Other Plant	Jun-08	-	-					
255.1640	Other Plant	Jul-08	-	-					
255.1640	Other Plant	Aug-08	-	-					
255.1640	Other Plant	Sep-08	-	-					
255.1640	Other Plant	Oct-08	-	-					
255.1640	Other Plant	Nov-08	-	-			Plant	A/D	Dep Exp
255.1640	Other Plant	Dec-08	-	-	13-Month Average Restated	-	-	-	-
					13-Month Average Per Books	3,300	-	-	-
					Adjustment	(3,300)	-	-	-
					398.7				



<u>Account</u>	<u>Description</u>	<u>Year/Month</u>	<u>Plant Balance</u>	<u>A/D</u>					
252.3265	CIAC - Structures & Improvements - Source of Supply	2005	(11,518)	1,075					
252.3265	CIAC - Structures & Improvements - Source of Supply	2006	(11,518)	1,435					
252.3265	CIAC - Structures & Improvements - Source of Supply	Jan-07	(11,518)	1,465					
252.3265	CIAC - Structures & Improvements - Source of Supply	Feb-07	(11,518)	1,495					
252.3265	CIAC - Structures & Improvements - Source of Supply	Mar-07	(11,518)	1,525					
252.3265	CIAC - Structures & Improvements - Source of Supply	Apr-07	(11,518)	1,555					
252.3265	CIAC - Structures & Improvements - Source of Supply	May-07	(11,518)	1,585					
252.3265	CIAC - Structures & Improvements - Source of Supply	Jun-07	(11,518)	1,615					
252.3265	CIAC - Structures & Improvements - Source of Supply	Jul-07	(11,518)	1,645					
252.3265	CIAC - Structures & Improvements - Source of Supply	Aug-07	(11,518)	1,675					
252.3265	CIAC - Structures & Improvements - Source of Supply	Sep-07	(11,518)	1,705					
252.3265	CIAC - Structures & Improvements - Source of Supply	Oct-07	(11,518)	1,735					
252.3265	CIAC - Structures & Improvements - Source of Supply	Nov-07	(11,518)	1,765					
252.3265	CIAC - Structures & Improvements - Source of Supply	Dec-07	(11,518)	1,795					
252.3265	CIAC - Structures & Improvements - Source of Supply	Jan-08	(11,518)	1,825					
252.3265	CIAC - Structures & Improvements - Source of Supply	Feb-08	(11,518)	1,855					
252.3265	CIAC - Structures & Improvements - Source of Supply	Mar-08	(11,518)	1,885					
252.3265	CIAC - Structures & Improvements - Source of Supply	Apr-08	(11,518)	1,915					
252.3265	CIAC - Structures & Improvements - Source of Supply	May-08	(11,518)	1,945					
252.3265	CIAC - Structures & Improvements - Source of Supply	Jun-08	(11,518)	1,975					
252.3265	CIAC - Structures & Improvements - Source of Supply	Jul-08	(11,518)	2,005					
252.3265	CIAC - Structures & Improvements - Source of Supply	Aug-08	(11,518)	2,035					
252.3265	CIAC - Structures & Improvements - Source of Supply	Sep-08	(11,518)	2,065					
252.3265	CIAC - Structures & Improvements - Source of Supply	Oct-08	(11,518)	2,095					
252.3265	CIAC - Structures & Improvements - Source of Supply	Nov-08	(11,518)	2,125			Plant	A/D	Dep Exp
252.3265	CIAC - Structures & Improvements - Source of Supply	Dec-08	(11,518)	2,155	13-Month Average Restated	(11,518)	1,975	(360)	
					13-Month Average Per Books	(11,518)	3,450	(361)	
					Adjustment	-	(1,475)	1	
					304.2				



<u>Account</u>	<u>Description</u>	<u>Year/Month</u>	<u>Plant Balance</u>	<u>A/D</u>					
252.3270	CIAC - Structures & Improvements - Water Treatment	2005	(983)	92					
252.3270	CIAC - Structures & Improvements - Water Treatment	2006	(983)	122					
252.3270	CIAC - Structures & Improvements - Water Treatment	Jan-07	(983)	125					
252.3270	CIAC - Structures & Improvements - Water Treatment	Feb-07	(983)	128					
252.3270	CIAC - Structures & Improvements - Water Treatment	Mar-07	(983)	130					
252.3270	CIAC - Structures & Improvements - Water Treatment	Apr-07	(983)	133					
252.3270	CIAC - Structures & Improvements - Water Treatment	May-07	(983)	135					
252.3270	CIAC - Structures & Improvements - Water Treatment	Jun-07	(983)	138					
252.3270	CIAC - Structures & Improvements - Water Treatment	Jul-07	(983)	140					
252.3270	CIAC - Structures & Improvements - Water Treatment	Aug-07	(983)	143					
252.3270	CIAC - Structures & Improvements - Water Treatment	Sep-07	(983)	146					
252.3270	CIAC - Structures & Improvements - Water Treatment	Oct-07	(983)	148					
252.3270	CIAC - Structures & Improvements - Water Treatment	Nov-07	(983)	151					
252.3270	CIAC - Structures & Improvements - Water Treatment	Dec-07	(983)	153					
252.3270	CIAC - Structures & Improvements - Water Treatment	Jan-08	(983)	156					
252.3270	CIAC - Structures & Improvements - Water Treatment	Feb-08	(983)	158					
252.3270	CIAC - Structures & Improvements - Water Treatment	Mar-08	(983)	161					
252.3270	CIAC - Structures & Improvements - Water Treatment	Apr-08	(983)	163					
252.3270	CIAC - Structures & Improvements - Water Treatment	May-08	(983)	166					
252.3270	CIAC - Structures & Improvements - Water Treatment	Jun-08	(983)	169					
252.3270	CIAC - Structures & Improvements - Water Treatment	Jul-08	(983)	171					
252.3270	CIAC - Structures & Improvements - Water Treatment	Aug-08	(983)	174					
252.3270	CIAC - Structures & Improvements - Water Treatment	Sep-08	(983)	176					
252.3270	CIAC - Structures & Improvements - Water Treatment	Oct-08	(983)	179					
252.3270	CIAC - Structures & Improvements - Water Treatment	Nov-08	(983)	181			Plant	A/D	Dep Exp
252.3270	CIAC - Structures & Improvements - Water Treatment	Dec-08	(983)	184	13-Month Average Restated	(983)	169	(31)	
					13-Month Average Per Books	(983)	294	(31)	
					Adjustment	-	(126)	0	
					304.3				

<u>Account</u>	<u>Description</u>	<u>Year/Month</u>	<u>Plant Balance</u>	<u>A/D</u>					
252.3295	CIAC - Wells & Springs	2005	(102,619)	10,255					
252.3295	CIAC - Wells & Springs	2006	(102,619)	13,676					
252.3295	CIAC - Wells & Springs	Jan-07	(102,619)	13,961					
252.3295	CIAC - Wells & Springs	Feb-07	(102,619)	14,246					
252.3295	CIAC - Wells & Springs	Mar-07	(102,619)	14,531					
252.3295	CIAC - Wells & Springs	Apr-07	(102,619)	14,816					
252.3295	CIAC - Wells & Springs	May-07	(102,619)	15,101					
252.3295	CIAC - Wells & Springs	Jun-07	(102,619)	15,386					
252.3295	CIAC - Wells & Springs	Jul-07	(102,619)	15,671					
252.3295	CIAC - Wells & Springs	Aug-07	(102,619)	15,956					
252.3295	CIAC - Wells & Springs	Sep-07	(102,619)	16,241					
252.3295	CIAC - Wells & Springs	Oct-07	(102,619)	16,526					
252.3295	CIAC - Wells & Springs	Nov-07	(102,619)	16,811					
252.3295	CIAC - Wells & Springs	Dec-07	(102,619)	17,096					
252.3295	CIAC - Wells & Springs	Jan-08	(102,619)	17,381					
252.3295	CIAC - Wells & Springs	Feb-08	(102,619)	17,666					
252.3295	CIAC - Wells & Springs	Mar-08	(102,619)	17,951					
252.3295	CIAC - Wells & Springs	Apr-08	(102,619)	18,237					
252.3295	CIAC - Wells & Springs	May-08	(102,619)	18,522					
252.3295	CIAC - Wells & Springs	Jun-08	(102,619)	18,807					
252.3295	CIAC - Wells & Springs	Jul-08	(102,619)	19,092					
252.3295	CIAC - Wells & Springs	Aug-08	(102,619)	19,377					
252.3295	CIAC - Wells & Springs	Sep-08	(102,619)	19,662					
252.3295	CIAC - Wells & Springs	Oct-08	(102,619)	19,947					
252.3295	CIAC - Wells & Springs	Nov-08	(102,619)	20,232			Plant	A/D	Dep Exp
252.3295	CIAC - Wells & Springs	Dec-08	(102,619)	20,517	13-Month Average Restated	(102,619)	18,807	(3,421)	
					13-Month Average Per Books	(102,619)	19,905	(3,421)	
					Adjustment	-	(1,098)	(0)	
					307.2				

<u>Account</u>	<u>Description</u>	<u>Year/Month</u>	<u>Plant Balance</u>	<u>A/D</u>					
252.3315	CIAC - Electric Pump Equipment - Source of Supply	2005	(43,028)	6,454					
252.3315	CIAC - Electric Pump Equipment - Source of Supply	2006	(43,028)	8,605					
252.3315	CIAC - Electric Pump Equipment - Source of Supply	Jan-07	(43,028)	8,785					
252.3315	CIAC - Electric Pump Equipment - Source of Supply	Feb-07	(43,028)	8,964					
252.3315	CIAC - Electric Pump Equipment - Source of Supply	Mar-07	(43,028)	9,143					
252.3315	CIAC - Electric Pump Equipment - Source of Supply	Apr-07	(43,028)	9,323					
252.3315	CIAC - Electric Pump Equipment - Source of Supply	May-07	(43,028)	9,502					
252.3315	CIAC - Electric Pump Equipment - Source of Supply	Jun-07	(43,028)	9,681					
252.3315	CIAC - Electric Pump Equipment - Source of Supply	Jul-07	(43,028)	9,860					
252.3315	CIAC - Electric Pump Equipment - Source of Supply	Aug-07	(43,028)	10,040					
252.3315	CIAC - Electric Pump Equipment - Source of Supply	Sep-07	(43,028)	10,219					
252.3315	CIAC - Electric Pump Equipment - Source of Supply	Oct-07	(43,028)	10,398					
252.3315	CIAC - Electric Pump Equipment - Source of Supply	Nov-07	(43,028)	10,578					
252.3315	CIAC - Electric Pump Equipment - Source of Supply	Dec-07	(43,028)	10,757					
252.3315	CIAC - Electric Pump Equipment - Source of Supply	Jan-08	(43,028)	10,936					
252.3315	CIAC - Electric Pump Equipment - Source of Supply	Feb-08	(43,028)	11,115					
252.3315	CIAC - Electric Pump Equipment - Source of Supply	Mar-08	(43,028)	11,295					
252.3315	CIAC - Electric Pump Equipment - Source of Supply	Apr-08	(43,028)	11,474					
252.3315	CIAC - Electric Pump Equipment - Source of Supply	May-08	(43,028)	11,653					
252.3315	CIAC - Electric Pump Equipment - Source of Supply	Jun-08	(43,028)	11,833					
252.3315	CIAC - Electric Pump Equipment - Source of Supply	Jul-08	(43,028)	12,012					
252.3315	CIAC - Electric Pump Equipment - Source of Supply	Aug-08	(43,028)	12,191					
252.3315	CIAC - Electric Pump Equipment - Source of Supply	Sep-08	(43,028)	12,370					
252.3315	CIAC - Electric Pump Equipment - Source of Supply	Oct-08	(43,028)	12,550					
252.3315	CIAC - Electric Pump Equipment - Source of Supply	Nov-08	(43,028)	12,729			Plant	A/D	Dep Exp
252.3315	CIAC - Electric Pump Equipment - Source of Supply	Dec-08	(43,028)	12,908	13-Month Average Restated	(43,028)	11,833	(2,151)	
					13-Month Average Per Books	(43,028)	14,869	(2,151)	
					Adjustment	-	(3,036)	(0)	
					311.2				

<u>Account</u>	<u>Description</u>	<u>Year/Month</u>	<u>Plant Balance</u>	<u>A/D</u>					
252.3330	CIAC - Water Treatment Equipment	2005	1,321	1,543					
252.3330	CIAC - Water Treatment Equipment	2006	1,321	1,483					
252.3330	CIAC - Water Treatment Equipment	Jan-07	1,321	1,478					
252.3330	CIAC - Water Treatment Equipment	Feb-07	1,321	1,473					
252.3330	CIAC - Water Treatment Equipment	Mar-07	1,321	1,468					
252.3330	CIAC - Water Treatment Equipment	Apr-07	1,321	1,463					
252.3330	CIAC - Water Treatment Equipment	May-07	1,321	1,458					
252.3330	CIAC - Water Treatment Equipment	Jun-07	1,321	1,453					
252.3330	CIAC - Water Treatment Equipment	Jul-07	1,321	1,448					
252.3330	CIAC - Water Treatment Equipment	Aug-07	1,321	1,443					
252.3330	CIAC - Water Treatment Equipment	Sep-07	1,321	1,438					
252.3330	CIAC - Water Treatment Equipment	Oct-07	1,321	1,433					
252.3330	CIAC - Water Treatment Equipment	Nov-07	1,321	1,428					
252.3330	CIAC - Water Treatment Equipment	Dec-07	1,321	1,423					
252.3330	CIAC - Water Treatment Equipment	Jan-08	1,321	1,418					
252.3330	CIAC - Water Treatment Equipment	Feb-08	1,321	1,413					
252.3330	CIAC - Water Treatment Equipment	Mar-08	1,321	1,408					
252.3330	CIAC - Water Treatment Equipment	Apr-08	1,321	1,403					
252.3330	CIAC - Water Treatment Equipment	May-08	1,321	1,398					
252.3330	CIAC - Water Treatment Equipment	Jun-08	1,321	1,393					
252.3330	CIAC - Water Treatment Equipment	Jul-08	1,321	1,388					
252.3330	CIAC - Water Treatment Equipment	Aug-08	1,321	1,383					
252.3330	CIAC - Water Treatment Equipment	Sep-08	1,321	1,378					
252.3330	CIAC - Water Treatment Equipment	Oct-08	1,321	1,373					
252.3330	CIAC - Water Treatment Equipment	Nov-08	1,321	1,368			Plant	A/D	Dep Exp
252.3330	CIAC - Water Treatment Equipment	Dec-08	1,321	1,363	13-Month Average Restated	1,321	1,393	60	
					13-Month Average Per Books	1,321	3,735	(354)	
					Adjustment	-	(2,342)	414	
					320.3				

<u>Account</u>	<u>Description</u>	<u>Year/Month</u>	<u>Plant Balance</u>	<u>A/D</u>				
252.3335	CIAC - Distribution Reservoirs & Standpipes	2005	(20,712)	1,678				
252.3335	CIAC - Distribution Reservoirs & Standpipes	2006	(20,712)	2,238				
252.3335	CIAC - Distribution Reservoirs & Standpipes	Jan-07	(20,712)	2,285				
252.3335	CIAC - Distribution Reservoirs & Standpipes	Feb-07	(20,712)	2,331				
252.3335	CIAC - Distribution Reservoirs & Standpipes	Mar-07	(20,712)	2,378				
252.3335	CIAC - Distribution Reservoirs & Standpipes	Apr-07	(20,712)	2,425				
252.3335	CIAC - Distribution Reservoirs & Standpipes	May-07	(20,712)	2,471				
252.3335	CIAC - Distribution Reservoirs & Standpipes	Jun-07	(20,712)	2,518				
252.3335	CIAC - Distribution Reservoirs & Standpipes	Jul-07	(20,712)	2,564				
252.3335	CIAC - Distribution Reservoirs & Standpipes	Aug-07	(20,712)	2,611				
252.3335	CIAC - Distribution Reservoirs & Standpipes	Sep-07	(20,712)	2,658				
252.3335	CIAC - Distribution Reservoirs & Standpipes	Oct-07	(20,712)	2,704				
252.3335	CIAC - Distribution Reservoirs & Standpipes	Nov-07	(20,712)	2,751				
252.3335	CIAC - Distribution Reservoirs & Standpipes	Dec-07	(20,712)	2,798				
252.3335	CIAC - Distribution Reservoirs & Standpipes	Jan-08	(20,712)	2,844				
252.3335	CIAC - Distribution Reservoirs & Standpipes	Feb-08	(20,712)	2,891				
252.3335	CIAC - Distribution Reservoirs & Standpipes	Mar-08	(20,712)	2,938				
252.3335	CIAC - Distribution Reservoirs & Standpipes	Apr-08	(20,712)	2,984				
252.3335	CIAC - Distribution Reservoirs & Standpipes	May-08	(20,712)	3,031				
252.3335	CIAC - Distribution Reservoirs & Standpipes	Jun-08	(20,712)	3,078				
252.3335	CIAC - Distribution Reservoirs & Standpipes	Jul-08	(20,712)	3,124				
252.3335	CIAC - Distribution Reservoirs & Standpipes	Aug-08	(20,712)	3,171				
252.3335	CIAC - Distribution Reservoirs & Standpipes	Sep-08	(20,712)	3,218				
252.3335	CIAC - Distribution Reservoirs & Standpipes	Oct-08	(20,712)	3,264				
252.3335	CIAC - Distribution Reservoirs & Standpipes	Nov-08	(20,712)	3,311		Plant	A/D	Dep Exp
252.3335	CIAC - Distribution Reservoirs & Standpipes	Dec-08	(20,712)	3,358	13-Month Average Restated	(20,712)	3,078	(560)
					13-Month Average Per Books	(20,712)	8,109	(941)
					Adjustment	-	(5,031)	382
					330.4			

<u>Account</u>	<u>Description</u>	<u>Year/Month</u>	<u>Plant Balance</u>	<u>A/D</u>					
252.3340	CIAC - Transmission & Distribution Mains	2005	(173,616)	12,128					
252.3340	CIAC - Transmission & Distribution Mains	2006	(173,616)	16,166					
252.3340	CIAC - Transmission & Distribution Mains	Jan-07	(173,616)	16,502					
252.3340	CIAC - Transmission & Distribution Mains	Feb-07	(173,616)	16,839					
252.3340	CIAC - Transmission & Distribution Mains	Mar-07	(173,616)	17,175					
252.3340	CIAC - Transmission & Distribution Mains	Apr-07	(173,616)	17,512					
252.3340	CIAC - Transmission & Distribution Mains	May-07	(173,616)	17,848					
252.3340	CIAC - Transmission & Distribution Mains	Jun-07	(173,616)	18,185					
252.3340	CIAC - Transmission & Distribution Mains	Jul-07	(173,616)	18,521					
252.3340	CIAC - Transmission & Distribution Mains	Aug-07	(173,616)	18,858					
252.3340	CIAC - Transmission & Distribution Mains	Sep-07	(173,616)	19,194					
252.3340	CIAC - Transmission & Distribution Mains	Oct-07	(173,616)	19,530					
252.3340	CIAC - Transmission & Distribution Mains	Nov-07	(173,616)	19,867					
252.3340	CIAC - Transmission & Distribution Mains	Dec-07	(173,616)	20,203					
252.3340	CIAC - Transmission & Distribution Mains	Jan-08	(173,616)	20,540					
252.3340	CIAC - Transmission & Distribution Mains	Feb-08	(173,616)	20,876					
252.3340	CIAC - Transmission & Distribution Mains	Mar-08	(173,616)	21,213					
252.3340	CIAC - Transmission & Distribution Mains	Apr-08	(173,616)	21,549					
252.3340	CIAC - Transmission & Distribution Mains	May-08	(173,616)	21,886					
252.3340	CIAC - Transmission & Distribution Mains	Jun-08	(173,616)	22,222					
252.3340	CIAC - Transmission & Distribution Mains	Jul-08	(173,616)	22,559					
252.3340	CIAC - Transmission & Distribution Mains	Aug-08	(173,616)	22,895					
252.3340	CIAC - Transmission & Distribution Mains	Sep-08	(173,616)	23,232					
252.3340	CIAC - Transmission & Distribution Mains	Oct-08	(173,616)	23,568					
252.3340	CIAC - Transmission & Distribution Mains	Nov-08	(173,616)	23,905			Plant	A/D	Dep Exp
252.3340	CIAC - Transmission & Distribution Mains	Dec-08	(173,616)	24,241	13-Month Average Restated	(173,616)	22,222	(4,038)	
					13-Month Average Per Books	(173,616)	41,269	(4,692)	
					Adjustment	-	(19,046)	655	
					331.4				

<u>Account</u>	<u>Description</u>	<u>Year/Month</u>	<u>Plant Balance</u>	<u>A/D</u>					
252.3345	CIAC - Service Lines	2005	(51,878)	3,891					
252.3345	CIAC - Service Lines	2006	(51,878)	5,620					
252.3345	CIAC - Service Lines	Jan-07	(51,878)	5,765					
252.3345	CIAC - Service Lines	Feb-07	(51,878)	5,909					
252.3345	CIAC - Service Lines	Mar-07	(51,878)	6,053					
252.3345	CIAC - Service Lines	Apr-07	(51,878)	6,197					
252.3345	CIAC - Service Lines	May-07	(51,878)	6,341					
252.3345	CIAC - Service Lines	Jun-07	(51,878)	6,485					
252.3345	CIAC - Service Lines	Jul-07	(51,878)	6,629					
252.3345	CIAC - Service Lines	Aug-07	(51,878)	6,773					
252.3345	CIAC - Service Lines	Sep-07	(51,878)	6,917					
252.3345	CIAC - Service Lines	Oct-07	(51,878)	7,061					
252.3345	CIAC - Service Lines	Nov-07	(51,878)	7,206					
252.3345	CIAC - Service Lines	Dec-07	(51,878)	7,350					
252.3345	CIAC - Service Lines	Jan-08	(51,878)	7,494					
252.3345	CIAC - Service Lines	Feb-08	(51,878)	7,638					
252.3345	CIAC - Service Lines	Mar-08	(51,878)	7,782					
252.3345	CIAC - Service Lines	Apr-08	(51,878)	7,926					
252.3345	CIAC - Service Lines	May-08	(51,878)	8,070					
252.3345	CIAC - Service Lines	Jun-08	(51,878)	8,214					
252.3345	CIAC - Service Lines	Jul-08	(51,878)	8,358					
252.3345	CIAC - Service Lines	Aug-08	(51,878)	8,503					
252.3345	CIAC - Service Lines	Sep-08	(51,878)	8,647					
252.3345	CIAC - Service Lines	Oct-08	(51,878)	8,791					
252.3345	CIAC - Service Lines	Nov-08	(51,878)	8,935			Plant	A/D	Dep Exp
252.3345	CIAC - Service Lines	Dec-08	(51,878)	9,079	13-Month Average Restated	(51,878)	8,214	(1,297)	
					13-Month Average Per Books	(51,878)	11,247	(1,297)	
					Adjustment	-	(3,033)	0	
					333.4				

<u>Account</u>	<u>Description</u>	<u>Year/Month</u>	<u>Plant Balance</u>	<u>A/D</u>					
252.3350	CIAC - Meters	2005	(38,083)	5,713					
252.3350	CIAC - Meters	2006	(38,083)	7,617					
252.3350	CIAC - Meters	Jan-07	(38,083)	7,776					
252.3350	CIAC - Meters	Feb-07	(38,083)	7,934					
252.3350	CIAC - Meters	Mar-07	(38,083)	8,093					
252.3350	CIAC - Meters	Apr-07	(38,083)	8,252					
252.3350	CIAC - Meters	May-07	(38,083)	8,410					
252.3350	CIAC - Meters	Jun-07	(38,083)	8,569					
252.3350	CIAC - Meters	Jul-07	(38,083)	8,728					
252.3350	CIAC - Meters	Aug-07	(38,083)	8,886					
252.3350	CIAC - Meters	Sep-07	(38,083)	9,045					
252.3350	CIAC - Meters	Oct-07	(38,083)	9,204					
252.3350	CIAC - Meters	Nov-07	(38,083)	9,362					
252.3350	CIAC - Meters	Dec-07	(38,083)	9,521					
252.3350	CIAC - Meters	Jan-08	(38,083)	9,680					
252.3350	CIAC - Meters	Feb-08	(38,083)	9,838					
252.3350	CIAC - Meters	Mar-08	(38,083)	9,997					
252.3350	CIAC - Meters	Apr-08	(38,083)	10,156					
252.3350	CIAC - Meters	May-08	(38,083)	10,314					
252.3350	CIAC - Meters	Jun-08	(38,083)	10,473					
252.3350	CIAC - Meters	Jul-08	(38,083)	10,632					
252.3350	CIAC - Meters	Aug-08	(38,083)	10,791					
252.3350	CIAC - Meters	Sep-08	(38,083)	10,949					
252.3350	CIAC - Meters	Oct-08	(38,083)	11,108					
252.3350	CIAC - Meters	Nov-08	(38,083)	11,267			Plant	A/D	Dep Exp
252.3350	CIAC - Meters	Dec-08	(38,083)	11,425	13-Month Average Restated	(38,083)	10,473	(1,904)	
					13-Month Average Per Books	(38,083)	14,388	(1,904)	
					Adjustment	-	(3,914)	0	
					334.4				



<u>Account</u>	<u>Description</u>	<u>Year/Month</u>	<u>Plant Balance</u>	<u>A/D</u>					
252.3355	CIAC - Meter Installations	2005	(761)	114					
252.3355	CIAC - Meter Installations	2006	(761)	152					
252.3355	CIAC - Meter Installations	Jan-07	(761)	155					
252.3355	CIAC - Meter Installations	Feb-07	(761)	159					
252.3355	CIAC - Meter Installations	Mar-07	(761)	162					
252.3355	CIAC - Meter Installations	Apr-07	(761)	165					
252.3355	CIAC - Meter Installations	May-07	(761)	168					
252.3355	CIAC - Meter Installations	Jun-07	(761)	171					
252.3355	CIAC - Meter Installations	Jul-07	(761)	174					
252.3355	CIAC - Meter Installations	Aug-07	(761)	178					
252.3355	CIAC - Meter Installations	Sep-07	(761)	181					
252.3355	CIAC - Meter Installations	Oct-07	(761)	184					
252.3355	CIAC - Meter Installations	Nov-07	(761)	187					
252.3355	CIAC - Meter Installations	Dec-07	(761)	190					
252.3355	CIAC - Meter Installations	Jan-08	(761)	193					
252.3355	CIAC - Meter Installations	Feb-08	(761)	197					
252.3355	CIAC - Meter Installations	Mar-08	(761)	200					
252.3355	CIAC - Meter Installations	Apr-08	(761)	203					
252.3355	CIAC - Meter Installations	May-08	(761)	206					
252.3355	CIAC - Meter Installations	Jun-08	(761)	209					
252.3355	CIAC - Meter Installations	Jul-08	(761)	212					
252.3355	CIAC - Meter Installations	Aug-08	(761)	216					
252.3355	CIAC - Meter Installations	Sep-08	(761)	219					
252.3355	CIAC - Meter Installations	Oct-08	(761)	222					
252.3355	CIAC - Meter Installations	Nov-08	(761)	225			Plant	A/D	Dep Exp
252.3355	CIAC - Meter Installations	Dec-08	(761)	228	13-Month Average Restated	(761)	209	(38)	
					13-Month Average Per Books	(761)	458	(38)	
					Adjustment	-	(248)	(0)	
					334.4				

<u>Account</u>	<u>Description</u>	<u>Year/Month</u>	<u>Plant Balance</u>	<u>A/D</u>					
252.3360	CIAC - Hydrants	2005	(21,029)	1,401					
252.3360	CIAC - Hydrants	2006	(21,029)	1,868					
252.3360	CIAC - Hydrants	Jan-07	(21,029)	1,907					
252.3360	CIAC - Hydrants	Feb-07	(21,029)	1,946					
252.3360	CIAC - Hydrants	Mar-07	(21,029)	1,985					
252.3360	CIAC - Hydrants	Apr-07	(21,029)	2,024					
252.3360	CIAC - Hydrants	May-07	(21,029)	2,063					
252.3360	CIAC - Hydrants	Jun-07	(21,029)	2,102					
252.3360	CIAC - Hydrants	Jul-07	(21,029)	2,141					
252.3360	CIAC - Hydrants	Aug-07	(21,029)	2,180					
252.3360	CIAC - Hydrants	Sep-07	(21,029)	2,219					
252.3360	CIAC - Hydrants	Oct-07	(21,029)	2,258					
252.3360	CIAC - Hydrants	Nov-07	(21,029)	2,297					
252.3360	CIAC - Hydrants	Dec-07	(21,029)	2,336					
252.3360	CIAC - Hydrants	Jan-08	(21,029)	2,374					
252.3360	CIAC - Hydrants	Feb-08	(21,029)	2,413					
252.3360	CIAC - Hydrants	Mar-08	(21,029)	2,452					
252.3360	CIAC - Hydrants	Apr-08	(21,029)	2,491					
252.3360	CIAC - Hydrants	May-08	(21,029)	2,530					
252.3360	CIAC - Hydrants	Jun-08	(21,029)	2,569					
252.3360	CIAC - Hydrants	Jul-08	(21,029)	2,608					
252.3360	CIAC - Hydrants	Aug-08	(21,029)	2,647					
252.3360	CIAC - Hydrants	Sep-08	(21,029)	2,686					
252.3360	CIAC - Hydrants	Oct-08	(21,029)	2,725					
252.3360	CIAC - Hydrants	Nov-08	(21,029)	2,764			Plant	A/D	Dep Exp
252.3360	CIAC - Hydrants	Dec-08	(21,029)	2,803	13-Month Average Restated	(21,029)	2,569	(467)	
					13-Month Average Per Books	(21,029)	2,567	(466)	
					Adjustment	-	2	(1)	
					335.4				

<u>Account</u>	<u>Description</u>	<u>Year/Month</u>	<u>Plant Balance</u>	<u>A/D</u>					
252.3430	CIAC - Other Tangible Plant - Water	2005	-	-					
252.3430	CIAC - Other Tangible Plant - Water	2006	-	-					
252.3430	CIAC - Other Tangible Plant - Water	Jan-07	-	-					
252.3430	CIAC - Other Tangible Plant - Water	Feb-07	-	-					
252.3430	CIAC - Other Tangible Plant - Water	Mar-07	-	-					
252.3430	CIAC - Other Tangible Plant - Water	Apr-07	-	-					
252.3430	CIAC - Other Tangible Plant - Water	May-07	-	-					
252.3430	CIAC - Other Tangible Plant - Water	Jun-07	-	-					
252.3430	CIAC - Other Tangible Plant - Water	Jul-07	-	-					
252.3430	CIAC - Other Tangible Plant - Water	Aug-07	-	-					
252.3430	CIAC - Other Tangible Plant - Water	Sep-07	-	-					
252.3430	CIAC - Other Tangible Plant - Water	Oct-07	-	-					
252.3430	CIAC - Other Tangible Plant - Water	Nov-07	-	-					
252.3430	CIAC - Other Tangible Plant - Water	Dec-07	-	-					
252.3430	CIAC - Other Tangible Plant - Water	Jan-08	-	-					
252.3430	CIAC - Other Tangible Plant - Water	Feb-08	-	-					
252.3430	CIAC - Other Tangible Plant - Water	Mar-08	-	-					
252.3430	CIAC - Other Tangible Plant - Water	Apr-08	-	-					
252.3430	CIAC - Other Tangible Plant - Water	May-08	-	-					
252.3430	CIAC - Other Tangible Plant - Water	Jun-08	-	-					
252.3430	CIAC - Other Tangible Plant - Water	Jul-08	-	-					
252.3430	CIAC - Other Tangible Plant - Water	Aug-08	-	-					
252.3430	CIAC - Other Tangible Plant - Water	Sep-08	-	-					
252.3430	CIAC - Other Tangible Plant - Water	Oct-08	-	-					
252.3430	CIAC - Other Tangible Plant - Water	Nov-08	-	-			Plant	A/D	Dep Exp
252.3430	CIAC - Other Tangible Plant - Water	Dec-08	-	-	13-Month Average Restated	-	-	-	-
					13-Month Average Per Books	(114,659)	163,877	(95)	
					Adjustment	114,659	(163,877)	95	
					348.5				

<u>Account</u>	<u>Description</u>	<u>Year/Month</u>	<u>Plant Balance</u>	<u>A/D</u>					
252.3435	CIAC - Water Tap	2005	(119,999)	258,682					
252.3435	CIAC - Water Tap	2006	(123,624)	258,682					
252.3435	CIAC - Water Tap	Jan-07	(123,624)	258,682					
252.3435	CIAC - Water Tap	Feb-07	(123,624)	258,682					
252.3435	CIAC - Water Tap	Mar-07	(123,624)	258,682					
252.3435	CIAC - Water Tap	Apr-07	(123,624)	258,682					
252.3435	CIAC - Water Tap	May-07	(123,624)	258,682					
252.3435	CIAC - Water Tap	Jun-07	(123,624)	258,682					
252.3435	CIAC - Water Tap	Jul-07	(123,624)	258,682					
252.3435	CIAC - Water Tap	Aug-07	(123,624)	258,682					
252.3435	CIAC - Water Tap	Sep-07	(123,624)	258,682					
252.3435	CIAC - Water Tap	Oct-07	(123,624)	258,682					
252.3435	CIAC - Water Tap	Nov-07	(123,624)	258,682					
252.3435	CIAC - Water Tap	Dec-07	(123,624)	258,682					
252.3435	CIAC - Water Tap	Jan-08	(123,624)	258,682					
252.3435	CIAC - Water Tap	Feb-08	(123,624)	258,682					
252.3435	CIAC - Water Tap	Mar-08	(123,624)	258,682					
252.3435	CIAC - Water Tap	Apr-08	(123,624)	258,682					
252.3435	CIAC - Water Tap	May-08	(123,624)	258,682					
252.3435	CIAC - Water Tap	Jun-08	(123,624)	258,682					
252.3435	CIAC - Water Tap	Jul-08	(123,624)	258,682					
252.3435	CIAC - Water Tap	Aug-08	(123,624)	258,682					
252.3435	CIAC - Water Tap	Sep-08	(123,624)	258,682					
252.3435	CIAC - Water Tap	Oct-08	(123,624)	258,682					
252.3435	CIAC - Water Tap	Nov-08	(123,749)	258,682			Plant	A/D	Dep Exp
252.3435	CIAC - Water Tap	Dec-08	(123,749)	258,682	13-Month Average Restated	(123,643)	258,682	(3,091)	
					13-Month Average Per Books	(8,984)	4,610	(225)	
					Adjustment	(114,659)	254,071	(2,866)	
					333.4				

<u>Account</u>	<u>Description</u>	<u>Year/Month</u>	<u>Plant Balance</u>	<u>A/D</u>					
252.3455	CIAC - Water Plant Meter Fee	2005	-	-					
252.3455	CIAC - Water Plant Meter Fee	2006	-	-					
252.3455	CIAC - Water Plant Meter Fee	Jan-07	(7,780)	16					
252.3455	CIAC - Water Plant Meter Fee	Feb-07	(7,780)	32					
252.3455	CIAC - Water Plant Meter Fee	Mar-07	(7,780)	49					
252.3455	CIAC - Water Plant Meter Fee	Apr-07	(7,780)	65					
252.3455	CIAC - Water Plant Meter Fee	May-07	(7,780)	81					
252.3455	CIAC - Water Plant Meter Fee	Jun-07	(7,780)	97					
252.3455	CIAC - Water Plant Meter Fee	Jul-07	(7,780)	113					
252.3455	CIAC - Water Plant Meter Fee	Aug-07	(7,780)	130					
252.3455	CIAC - Water Plant Meter Fee	Sep-07	(7,780)	146					
252.3455	CIAC - Water Plant Meter Fee	Oct-07	(7,780)	162					
252.3455	CIAC - Water Plant Meter Fee	Nov-07	(7,780)	178					
252.3455	CIAC - Water Plant Meter Fee	Dec-07	(7,780)	195					
252.3455	CIAC - Water Plant Meter Fee	Jan-08	(7,780)	211					
252.3455	CIAC - Water Plant Meter Fee	Feb-08	(7,780)	227					
252.3455	CIAC - Water Plant Meter Fee	Mar-08	(7,780)	243					
252.3455	CIAC - Water Plant Meter Fee	Apr-08	(7,780)	259					
252.3455	CIAC - Water Plant Meter Fee	May-08	(7,780)	276					
252.3455	CIAC - Water Plant Meter Fee	Jun-08	(7,780)	292					
252.3455	CIAC - Water Plant Meter Fee	Jul-08	(7,780)	308					
252.3455	CIAC - Water Plant Meter Fee	Aug-08	(7,780)	324					
252.3455	CIAC - Water Plant Meter Fee	Sep-08	(7,780)	340					
252.3455	CIAC - Water Plant Meter Fee	Oct-08	(7,780)	357					
252.3455	CIAC - Water Plant Meter Fee	Nov-08	(7,780)	373			Plant	A/D	Dep Exp
252.3455	CIAC - Water Plant Meter Fee	Dec-08	(7,780)	389	13-Month Average Restated	(7,780)	292	(195)	
					13-Month Average Per Books	(7,780)	175	(117)	
					Adjustment	-	117	(78)	
					334.4				

<u>Account</u>	<u>Description</u>	<u>Year/Month</u>	<u>Plant Balance</u>	<u>A/D</u>					
252.3480	CIAC - Organization	2005	-	-					
252.3480	CIAC - Organization	2006	-	-					
252.3480	CIAC - Organization	Jan-07	-	-					
252.3480	CIAC - Organization	Feb-07	-	-					
252.3480	CIAC - Organization	Mar-07	-	-					
252.3480	CIAC - Organization	Apr-07	-	-					
252.3480	CIAC - Organization	May-07	-	-					
252.3480	CIAC - Organization	Jun-07	-	-					
252.3480	CIAC - Organization	Jul-07	-	-					
252.3480	CIAC - Organization	Aug-07	-	-					
252.3480	CIAC - Organization	Sep-07	-	-					
252.3480	CIAC - Organization	Oct-07	-	-					
252.3480	CIAC - Organization	Nov-07	-	-					
252.3480	CIAC - Organization	Dec-07	-	-					
252.3480	CIAC - Organization	Jan-08	-	-					
252.3480	CIAC - Organization	Feb-08	-	-					
252.3480	CIAC - Organization	Mar-08	-	-					
252.3480	CIAC - Organization	Apr-08	-	-					
252.3480	CIAC - Organization	May-08	-	-					
252.3480	CIAC - Organization	Jun-08	-	-					
252.3480	CIAC - Organization	Jul-08	-	-					
252.3480	CIAC - Organization	Aug-08	-	-					
252.3480	CIAC - Organization	Sep-08	-	-					
252.3480	CIAC - Organization	Oct-08	-	-					
252.3480	CIAC - Organization	Nov-08	-	-			Plant	A/D	Dep Exp
252.3480	CIAC - Organization	Dec-08	-	-	13-Month Average Restated	-	-	-	-
					13-Month Average Per Books	-	115,204	-	-
					Adjustment	-	(115,204)	-	-
					351.1				

<u>Account</u>	<u>Description</u>	<u>Year/Month</u>	<u>Plant Balance</u>	<u>A/D</u>					
252.3500	CIAC - Structures & Improvements - Pump Lift Stations	2005	(72,331)	7,288					
252.3500	CIAC - Structures & Improvements - Pump Lift Stations	2006	(72,331)	10,181					
252.3500	CIAC - Structures & Improvements - Pump Lift Stations	Jan-07	(72,331)	10,422					
252.3500	CIAC - Structures & Improvements - Pump Lift Stations	Feb-07	(72,331)	10,663					
252.3500	CIAC - Structures & Improvements - Pump Lift Stations	Mar-07	(72,331)	10,904					
252.3500	CIAC - Structures & Improvements - Pump Lift Stations	Apr-07	(72,331)	11,145					
252.3500	CIAC - Structures & Improvements - Pump Lift Stations	May-07	(72,331)	11,386					
252.3500	CIAC - Structures & Improvements - Pump Lift Stations	Jun-07	(72,331)	11,627					
252.3500	CIAC - Structures & Improvements - Pump Lift Stations	Jul-07	(72,331)	11,868					
252.3500	CIAC - Structures & Improvements - Pump Lift Stations	Aug-07	(72,331)	12,110					
252.3500	CIAC - Structures & Improvements - Pump Lift Stations	Sep-07	(72,331)	12,351					
252.3500	CIAC - Structures & Improvements - Pump Lift Stations	Oct-07	(72,331)	12,592					
252.3500	CIAC - Structures & Improvements - Pump Lift Stations	Nov-07	(72,331)	12,833					
252.3500	CIAC - Structures & Improvements - Pump Lift Stations	Dec-07	(72,331)	13,074					
252.3500	CIAC - Structures & Improvements - Pump Lift Stations	Jan-08	(72,331)	13,315					
252.3500	CIAC - Structures & Improvements - Pump Lift Stations	Feb-08	(72,331)	13,556					
252.3500	CIAC - Structures & Improvements - Pump Lift Stations	Mar-08	(72,331)	13,797					
252.3500	CIAC - Structures & Improvements - Pump Lift Stations	Apr-08	(72,331)	14,038					
252.3500	CIAC - Structures & Improvements - Pump Lift Stations	May-08	(72,331)	14,279					
252.3500	CIAC - Structures & Improvements - Pump Lift Stations	Jun-08	(72,331)	14,521					
252.3500	CIAC - Structures & Improvements - Pump Lift Stations	Jul-08	(72,331)	14,762					
252.3500	CIAC - Structures & Improvements - Pump Lift Stations	Aug-08	(72,331)	15,003					
252.3500	CIAC - Structures & Improvements - Pump Lift Stations	Sep-08	(72,331)	15,244					
252.3500	CIAC - Structures & Improvements - Pump Lift Stations	Oct-08	(72,331)	15,485					
252.3500	CIAC - Structures & Improvements - Pump Lift Stations	Nov-08	(72,331)	15,726			Plant	A/D	Dep Exp
252.3500	CIAC - Structures & Improvements - Pump Lift Stations	Dec-08	(72,331)	15,967	13-Month Average Restated	(72,331)	14,521	(2,893)	
					13-Month Average Per Books	(72,331)	37,574	(2,411)	
					Adjustment	-	(23,053)	(482)	
					354.2				

<u>Account</u>	<u>Description</u>	<u>Year/Month</u>	<u>Plant Balance</u>	<u>A/D</u>					
252.3505	CIAC - Structures & Improvements - Treatment	2005	-	449					
252.3505	CIAC - Structures & Improvements - Treatment	2006	-	449					
252.3505	CIAC - Structures & Improvements - Treatment	Jan-07	-	449					
252.3505	CIAC - Structures & Improvements - Treatment	Feb-07	-	449					
252.3505	CIAC - Structures & Improvements - Treatment	Mar-07	-	449					
252.3505	CIAC - Structures & Improvements - Treatment	Apr-07	-	449					
252.3505	CIAC - Structures & Improvements - Treatment	May-07	-	449					
252.3505	CIAC - Structures & Improvements - Treatment	Jun-07	-	449					
252.3505	CIAC - Structures & Improvements - Treatment	Jul-07	-	449					
252.3505	CIAC - Structures & Improvements - Treatment	Aug-07	-	449					
252.3505	CIAC - Structures & Improvements - Treatment	Sep-07	-	449					
252.3505	CIAC - Structures & Improvements - Treatment	Oct-07	-	449					
252.3505	CIAC - Structures & Improvements - Treatment	Nov-07	-	449					
252.3505	CIAC - Structures & Improvements - Treatment	Dec-07	-	449					
252.3505	CIAC - Structures & Improvements - Treatment	Jan-08	-	449					
252.3505	CIAC - Structures & Improvements - Treatment	Feb-08	-	449					
252.3505	CIAC - Structures & Improvements - Treatment	Mar-08	-	449					
252.3505	CIAC - Structures & Improvements - Treatment	Apr-08	-	449					
252.3505	CIAC - Structures & Improvements - Treatment	May-08	-	449					
252.3505	CIAC - Structures & Improvements - Treatment	Jun-08	-	449					
252.3505	CIAC - Structures & Improvements - Treatment	Jul-08	-	449					
252.3505	CIAC - Structures & Improvements - Treatment	Aug-08	-	449					
252.3505	CIAC - Structures & Improvements - Treatment	Sep-08	-	449					
252.3505	CIAC - Structures & Improvements - Treatment	Oct-08	-	449					
252.3505	CIAC - Structures & Improvements - Treatment	Nov-08	-	449			Plant	A/D	Dep Exp
252.3505	CIAC - Structures & Improvements - Treatment	Dec-08	-	449	13-Month Average Restated	-	449	-	-
					13-Month Average Per Books	-	-	-	-
					Adjustment	-	449	-	-
					354.4				



<u>Account</u>	<u>Description</u>	<u>Year/Month</u>	<u>Plant Balance</u>	<u>A/D</u>					
252.3520	CIAC - Structures & Improvements - General	2005	-	-					
252.3520	CIAC - Structures & Improvements - General	2006	-	-					
252.3520	CIAC - Structures & Improvements - General	Jan-07	-	-					
252.3520	CIAC - Structures & Improvements - General	Feb-07	-	-					
252.3520	CIAC - Structures & Improvements - General	Mar-07	-	-					
252.3520	CIAC - Structures & Improvements - General	Apr-07	-	-					
252.3520	CIAC - Structures & Improvements - General	May-07	-	-					
252.3520	CIAC - Structures & Improvements - General	Jun-07	-	-					
252.3520	CIAC - Structures & Improvements - General	Jul-07	-	-					
252.3520	CIAC - Structures & Improvements - General	Aug-07	-	-					
252.3520	CIAC - Structures & Improvements - General	Sep-07	-	-					
252.3520	CIAC - Structures & Improvements - General	Oct-07	-	-					
252.3520	CIAC - Structures & Improvements - General	Nov-07	-	-					
252.3520	CIAC - Structures & Improvements - General	Dec-07	-	-					
252.3520	CIAC - Structures & Improvements - General	Jan-08	-	-					
252.3520	CIAC - Structures & Improvements - General	Feb-08	-	-					
252.3520	CIAC - Structures & Improvements - General	Mar-08	-	-					
252.3520	CIAC - Structures & Improvements - General	Apr-08	-	-					
252.3520	CIAC - Structures & Improvements - General	May-08	-	-					
252.3520	CIAC - Structures & Improvements - General	Jun-08	-	-					
252.3520	CIAC - Structures & Improvements - General	Jul-08	-	-					
252.3520	CIAC - Structures & Improvements - General	Aug-08	-	-					
252.3520	CIAC - Structures & Improvements - General	Sep-08	-	-					
252.3520	CIAC - Structures & Improvements - General	Oct-08	-	-					
252.3520	CIAC - Structures & Improvements - General	Nov-08	-	-			Plant	A/D	Dep Exp
252.3520	CIAC - Structures & Improvements - General	Dec-08	-	-	13-Month Average Restated	-	-	-	-
					13-Month Average Per Books	(105,691)	449	-	-
					Adjustment	105,691	(449)	-	-
					354.7				

<u>Account</u>	<u>Description</u>	<u>Year/Month</u>	<u>Plant Balance</u>	<u>A/D</u>					
252.3550	CIAC - Force Mains	2005	(55,180)	5,514					
252.3550	CIAC - Force Mains	2006	(55,180)	7,354					
252.3550	CIAC - Force Mains	Jan-07	(55,180)	7,507					
252.3550	CIAC - Force Mains	Feb-07	(55,180)	7,660					
252.3550	CIAC - Force Mains	Mar-07	(55,180)	7,813					
252.3550	CIAC - Force Mains	Apr-07	(55,180)	7,967					
252.3550	CIAC - Force Mains	May-07	(55,180)	8,120					
252.3550	CIAC - Force Mains	Jun-07	(55,180)	8,273					
252.3550	CIAC - Force Mains	Jul-07	(55,180)	8,426					
252.3550	CIAC - Force Mains	Aug-07	(55,180)	8,580					
252.3550	CIAC - Force Mains	Sep-07	(55,180)	8,733					
252.3550	CIAC - Force Mains	Oct-07	(55,180)	8,886					
252.3550	CIAC - Force Mains	Nov-07	(55,180)	9,040					
252.3550	CIAC - Force Mains	Dec-07	(55,180)	9,193					
252.3550	CIAC - Force Mains	Jan-08	(55,180)	9,346					
252.3550	CIAC - Force Mains	Feb-08	(55,180)	9,499					
252.3550	CIAC - Force Mains	Mar-08	(55,180)	9,653					
252.3550	CIAC - Force Mains	Apr-08	(55,180)	9,806					
252.3550	CIAC - Force Mains	May-08	(55,180)	9,959					
252.3550	CIAC - Force Mains	Jun-08	(55,180)	10,112					
252.3550	CIAC - Force Mains	Jul-08	(55,180)	10,266					
252.3550	CIAC - Force Mains	Aug-08	(55,180)	10,419					
252.3550	CIAC - Force Mains	Sep-08	(55,180)	10,572					
252.3550	CIAC - Force Mains	Oct-08	(55,180)	10,726					
252.3550	CIAC - Force Mains	Nov-08	(55,180)	10,879			Plant	A/D	Dep Exp
252.3550	CIAC - Force Mains	Dec-08	(55,180)	11,032	13-Month Average Restated	(55,180)	10,112	(1,839)	
					13-Month Average Per Books	(91,916)	47,401	(3,064)	
					Adjustment	36,736	(37,288)	1,225	
					360.2				

<u>Account</u>	<u>Description</u>	<u>Year/Month</u>	<u>Plant Balance</u>	<u>A/D</u>					
252.3555	CIAC - Gravity Mains	2005	(167,261)	11,144					
252.3555	CIAC - Gravity Mains	2006	(167,261)	14,861					
252.3555	CIAC - Gravity Mains	Jan-07	(167,261)	15,170					
252.3555	CIAC - Gravity Mains	Feb-07	(167,261)	15,480					
252.3555	CIAC - Gravity Mains	Mar-07	(167,261)	15,790					
252.3555	CIAC - Gravity Mains	Apr-07	(167,261)	16,099					
252.3555	CIAC - Gravity Mains	May-07	(167,261)	16,409					
252.3555	CIAC - Gravity Mains	Jun-07	(167,261)	16,719					
252.3555	CIAC - Gravity Mains	Jul-07	(167,261)	17,029					
252.3555	CIAC - Gravity Mains	Aug-07	(167,261)	17,338					
252.3555	CIAC - Gravity Mains	Sep-07	(167,261)	17,648					
252.3555	CIAC - Gravity Mains	Oct-07	(167,261)	17,958					
252.3555	CIAC - Gravity Mains	Nov-07	(167,261)	18,268					
252.3555	CIAC - Gravity Mains	Dec-07	(167,261)	18,577					
252.3555	CIAC - Gravity Mains	Jan-08	(167,261)	18,887					
252.3555	CIAC - Gravity Mains	Feb-08	(167,261)	19,197					
252.3555	CIAC - Gravity Mains	Mar-08	(167,261)	19,507					
252.3555	CIAC - Gravity Mains	Apr-08	(167,261)	19,816					
252.3555	CIAC - Gravity Mains	May-08	(167,261)	20,126					
252.3555	CIAC - Gravity Mains	Jun-08	(167,261)	20,436					
252.3555	CIAC - Gravity Mains	Jul-08	(167,261)	20,746					
252.3555	CIAC - Gravity Mains	Aug-08	(167,261)	21,055					
252.3555	CIAC - Gravity Mains	Sep-08	(167,261)	21,365					
252.3555	CIAC - Gravity Mains	Oct-08	(167,261)	21,675					
252.3555	CIAC - Gravity Mains	Nov-08	(167,261)	21,985			Plant	A/D	Dep Exp
252.3555	CIAC - Gravity Mains	Dec-08	(167,261)	22,294	13-Month Average Restated	(167,261)	20,436	(3,717)	
					13-Month Average Per Books	(175,946)	79,609	(3,903)	
					Adjustment	8,685	(59,173)	186	
					361.2				

<u>Account</u>	<u>Description</u>	<u>Year/Month</u>	<u>Plant Balance</u>	<u>A/D</u>					
252.3565	CIAC - Services To Customers	2005	(36,736)	3,543					
252.3565	CIAC - Services To Customers	2006	(36,736)	4,509					
252.3565	CIAC - Services To Customers	Jan-07	(36,736)	4,590					
252.3565	CIAC - Services To Customers	Feb-07	(36,736)	4,671					
252.3565	CIAC - Services To Customers	Mar-07	(36,736)	4,751					
252.3565	CIAC - Services To Customers	Apr-07	(36,736)	4,832					
252.3565	CIAC - Services To Customers	May-07	(36,736)	4,912					
252.3565	CIAC - Services To Customers	Jun-07	(36,736)	4,993					
252.3565	CIAC - Services To Customers	Jul-07	(36,736)	5,073					
252.3565	CIAC - Services To Customers	Aug-07	(36,736)	5,154					
252.3565	CIAC - Services To Customers	Sep-07	(36,736)	5,234					
252.3565	CIAC - Services To Customers	Oct-07	(36,736)	5,315					
252.3565	CIAC - Services To Customers	Nov-07	(36,736)	5,396					
252.3565	CIAC - Services To Customers	Dec-07	(36,736)	5,476					
252.3565	CIAC - Services To Customers	Jan-08	(36,736)	5,557					
252.3565	CIAC - Services To Customers	Feb-08	(36,736)	5,637					
252.3565	CIAC - Services To Customers	Mar-08	(36,736)	5,718					
252.3565	CIAC - Services To Customers	Apr-08	(36,736)	5,798					
252.3565	CIAC - Services To Customers	May-08	(36,736)	5,879					
252.3565	CIAC - Services To Customers	Jun-08	(36,736)	5,960					
252.3565	CIAC - Services To Customers	Jul-08	(36,736)	6,040					
252.3565	CIAC - Services To Customers	Aug-08	(36,736)	6,121					
252.3565	CIAC - Services To Customers	Sep-08	(36,736)	6,201					
252.3565	CIAC - Services To Customers	Oct-08	(36,736)	6,282					
252.3565	CIAC - Services To Customers	Nov-08	(36,736)	6,362			Plant	A/D	Dep Exp
252.3565	CIAC - Services To Customers	Dec-08	(36,736)	6,443	13-Month Average Restated	(36,736)	5,960	(967)	
					13-Month Average Per Books	-	-	-	
					Adjustment	(36,736)	5,960	(967)	
					363.2				

<u>Account</u>	<u>Description</u>	<u>Year/Month</u>	<u>Plant Balance</u>	<u>A/D</u>					
252.3557	CIAC - Manholes	2005	(8,685)	771					
252.3557	CIAC - Manholes	2006	(8,685)	1,061					
252.3557	CIAC - Manholes	Jan-07	(8,685)	1,085					
252.3557	CIAC - Manholes	Feb-07	(8,685)	1,109					
252.3557	CIAC - Manholes	Mar-07	(8,685)	1,133					
252.3557	CIAC - Manholes	Apr-07	(8,685)	1,157					
252.3557	CIAC - Manholes	May-07	(8,685)	1,182					
252.3557	CIAC - Manholes	Jun-07	(8,685)	1,206					
252.3557	CIAC - Manholes	Jul-07	(8,685)	1,230					
252.3557	CIAC - Manholes	Aug-07	(8,685)	1,254					
252.3557	CIAC - Manholes	Sep-07	(8,685)	1,278					
252.3557	CIAC - Manholes	Oct-07	(8,685)	1,302					
252.3557	CIAC - Manholes	Nov-07	(8,685)	1,326					
252.3557	CIAC - Manholes	Dec-07	(8,685)	1,350					
252.3557	CIAC - Manholes	Jan-08	(8,685)	1,375					
252.3557	CIAC - Manholes	Feb-08	(8,685)	1,399					
252.3557	CIAC - Manholes	Mar-08	(8,685)	1,423					
252.3557	CIAC - Manholes	Apr-08	(8,685)	1,447					
252.3557	CIAC - Manholes	May-08	(8,685)	1,471					
252.3557	CIAC - Manholes	Jun-08	(8,685)	1,495					
252.3557	CIAC - Manholes	Jul-08	(8,685)	1,519					
252.3557	CIAC - Manholes	Aug-08	(8,685)	1,543					
252.3557	CIAC - Manholes	Sep-08	(8,685)	1,568					
252.3557	CIAC - Manholes	Oct-08	(8,685)	1,592					
252.3557	CIAC - Manholes	Nov-08	(8,685)	1,616			Plant	A/D	Dep Exp
252.3557	CIAC - Manholes	Dec-08	(8,685)	1,640	13-Month Average Restated	(8,685)	1,495	(290)	
					13-Month Average Per Books	-	-	-	
					Adjustment	(8,685)	1,495	(290)	
					361.2				

<u>Account</u>	<u>Description</u>	<u>Year/Month</u>	<u>Plant Balance</u>	<u>A/D</u>					
252.3600	CIAC - Treatment & Disposal - Lagoons	2005	(54,794)	4,700					
252.3600	CIAC - Treatment & Disposal - Lagoons	2006	(54,794)	7,744					
252.3600	CIAC - Treatment & Disposal - Lagoons	Jan-07	(54,794)	7,998					
252.3600	CIAC - Treatment & Disposal - Lagoons	Feb-07	(54,794)	8,251					
252.3600	CIAC - Treatment & Disposal - Lagoons	Mar-07	(54,794)	8,505					
252.3600	CIAC - Treatment & Disposal - Lagoons	Apr-07	(54,794)	8,759					
252.3600	CIAC - Treatment & Disposal - Lagoons	May-07	(54,794)	9,012					
252.3600	CIAC - Treatment & Disposal - Lagoons	Jun-07	(54,794)	9,266					
252.3600	CIAC - Treatment & Disposal - Lagoons	Jul-07	(54,794)	9,520					
252.3600	CIAC - Treatment & Disposal - Lagoons	Aug-07	(54,794)	9,773					
252.3600	CIAC - Treatment & Disposal - Lagoons	Sep-07	(54,794)	10,027					
252.3600	CIAC - Treatment & Disposal - Lagoons	Oct-07	(54,794)	10,281					
252.3600	CIAC - Treatment & Disposal - Lagoons	Nov-07	(54,794)	10,534					
252.3600	CIAC - Treatment & Disposal - Lagoons	Dec-07	(54,794)	10,788					
252.3600	CIAC - Treatment & Disposal - Lagoons	Jan-08	(54,794)	11,042					
252.3600	CIAC - Treatment & Disposal - Lagoons	Feb-08	(54,794)	11,295					
252.3600	CIAC - Treatment & Disposal - Lagoons	Mar-08	(54,794)	11,549					
252.3600	CIAC - Treatment & Disposal - Lagoons	Apr-08	(54,794)	11,803					
252.3600	CIAC - Treatment & Disposal - Lagoons	May-08	(54,794)	12,056					
252.3600	CIAC - Treatment & Disposal - Lagoons	Jun-08	(54,794)	12,310					
252.3600	CIAC - Treatment & Disposal - Lagoons	Jul-08	(54,794)	12,564					
252.3600	CIAC - Treatment & Disposal - Lagoons	Aug-08	(54,794)	12,817					
252.3600	CIAC - Treatment & Disposal - Lagoons	Sep-08	(54,794)	13,071					
252.3600	CIAC - Treatment & Disposal - Lagoons	Oct-08	(54,794)	13,325					
252.3600	CIAC - Treatment & Disposal - Lagoons	Nov-08	(54,794)	13,578			Plant	A/D	Dep Exp
252.3600	CIAC - Treatment & Disposal - Lagoons	Dec-08	(54,794)	13,832	13-Month Average Restated	(54,794)	12,310	(3,044)	
					13-Month Average Per Books	(54,794)	26,626	(1,566)	
					Adjustment	-	(14,316)	(1,479)	
					380.4				

<u>Account</u>	<u>Description</u>	<u>Year/Month</u>	<u>Plant Balance</u>	<u>A/D</u>					
255.3605	CIAC - Treatment & Disposal - Wastewater Treatment Plant	2005	(85,277)	7,530					
255.3605	CIAC - Treatment & Disposal - Wastewater Treatment Plant	2006	(85,277)	12,268					
255.3605	CIAC - Treatment & Disposal - Wastewater Treatment Plant	Jan-07	(85,277)	12,663					
255.3605	CIAC - Treatment & Disposal - Wastewater Treatment Plant	Feb-07	(85,277)	13,057					
255.3605	CIAC - Treatment & Disposal - Wastewater Treatment Plant	Mar-07	(85,277)	13,452					
255.3605	CIAC - Treatment & Disposal - Wastewater Treatment Plant	Apr-07	(85,277)	13,847					
255.3605	CIAC - Treatment & Disposal - Wastewater Treatment Plant	May-07	(85,277)	14,242					
255.3605	CIAC - Treatment & Disposal - Wastewater Treatment Plant	Jun-07	(85,277)	14,637					
255.3605	CIAC - Treatment & Disposal - Wastewater Treatment Plant	Jul-07	(85,277)	15,031					
255.3605	CIAC - Treatment & Disposal - Wastewater Treatment Plant	Aug-07	(85,277)	15,426					
255.3605	CIAC - Treatment & Disposal - Wastewater Treatment Plant	Sep-07	(85,277)	15,821					
255.3605	CIAC - Treatment & Disposal - Wastewater Treatment Plant	Oct-07	(85,277)	16,216					
255.3605	CIAC - Treatment & Disposal - Wastewater Treatment Plant	Nov-07	(85,277)	16,611					
255.3605	CIAC - Treatment & Disposal - Wastewater Treatment Plant	Dec-07	(85,277)	17,005					
255.3605	CIAC - Treatment & Disposal - Wastewater Treatment Plant	Jan-08	(85,277)	17,400					
255.3605	CIAC - Treatment & Disposal - Wastewater Treatment Plant	Feb-08	(85,277)	17,795					
255.3605	CIAC - Treatment & Disposal - Wastewater Treatment Plant	Mar-08	(85,277)	18,190					
255.3605	CIAC - Treatment & Disposal - Wastewater Treatment Plant	Apr-08	(85,277)	18,585					
255.3605	CIAC - Treatment & Disposal - Wastewater Treatment Plant	May-08	(85,277)	18,979					
255.3605	CIAC - Treatment & Disposal - Wastewater Treatment Plant	Jun-08	(85,277)	19,374					
255.3605	CIAC - Treatment & Disposal - Wastewater Treatment Plant	Jul-08	(85,277)	19,769					
255.3605	CIAC - Treatment & Disposal - Wastewater Treatment Plant	Aug-08	(85,277)	20,164					
255.3605	CIAC - Treatment & Disposal - Wastewater Treatment Plant	Sep-08	(85,277)	20,559					
255.3605	CIAC - Treatment & Disposal - Wastewater Treatment Plant	Oct-08	(85,277)	20,954					
255.3605	CIAC - Treatment & Disposal - Wastewater Treatment Plant	Nov-08	(85,277)	21,348			Plant	A/D	Dep Exp
255.3605	CIAC - Treatment & Disposal - Wastewater Treatment Plant	Dec-08	(85,277)	21,743	13-Month Average Restated	(85,277)	19,374	(4,738)	
					13-Month Average Per Books	(85,277)	46,234	(2,436)	
					Adjustment	-	(26,860)	(2,301)	
					380.4				

<u>Account</u>	<u>Description</u>	<u>Year/Month</u>	<u>Plant Balance</u>	<u>A/D</u>					
252.3705	CIAC - Sewer Tap	2005	(89,759)	138,594					
252.3705	CIAC - Sewer Tap	2006	(89,759)	138,594					
252.3705	CIAC - Sewer Tap	Jan-07	(89,759)	138,594					
252.3705	CIAC - Sewer Tap	Feb-07	(89,759)	138,594					
252.3705	CIAC - Sewer Tap	Mar-07	(89,759)	138,594					
252.3705	CIAC - Sewer Tap	Apr-07	(89,759)	138,594					
252.3705	CIAC - Sewer Tap	May-07	(89,759)	138,594					
252.3705	CIAC - Sewer Tap	Jun-07	(89,759)	138,594					
252.3705	CIAC - Sewer Tap	Jul-07	(89,759)	138,594					
252.3705	CIAC - Sewer Tap	Aug-07	(89,759)	138,594					
252.3705	CIAC - Sewer Tap	Sep-07	(89,759)	138,594					
252.3705	CIAC - Sewer Tap	Oct-07	(89,759)	138,594					
252.3705	CIAC - Sewer Tap	Nov-07	(89,759)	138,594					
252.3705	CIAC - Sewer Tap	Dec-07	(89,759)	138,594					
252.3705	CIAC - Sewer Tap	Jan-08	(89,759)	138,594					
252.3705	CIAC - Sewer Tap	Feb-08	(89,759)	138,594					
252.3705	CIAC - Sewer Tap	Mar-08	(89,759)	138,594					
252.3705	CIAC - Sewer Tap	Apr-08	(89,759)	138,594					
252.3705	CIAC - Sewer Tap	May-08	(89,759)	138,594					
252.3705	CIAC - Sewer Tap	Jun-08	(89,759)	138,594					
252.3705	CIAC - Sewer Tap	Jul-08	(89,759)	138,594					
252.3705	CIAC - Sewer Tap	Aug-08	(89,759)	138,594					
252.3705	CIAC - Sewer Tap	Sep-08	(89,759)	138,594					
252.3705	CIAC - Sewer Tap	Oct-08	(89,759)	138,594					
252.3705	CIAC - Sewer Tap	Nov-08	(89,759)	138,594			Plant	A/D	Dep Exp
252.3705	CIAC - Sewer Tap	Dec-08	(89,759)	138,594	13-Month Average Restated	(89,759)	138,594	-	
					13-Month Average Per Books	95,998	16,614	(43)	
					Adjustment	(185,757)	121,981	43	
					363.2				



<u>Account</u>	<u>Description</u>	<u>Year/Month</u>	<u>Plant Balance</u>	<u>A/D</u>					
252.3780	CIAC - Reuse Res Cap Fee	2005	-	-					
252.3780	CIAC - Reuse Res Cap Fee	2006	-	-					
252.3780	CIAC - Reuse Res Cap Fee	Jan-07	-	-					
252.3780	CIAC - Reuse Res Cap Fee	Feb-07	-	-					
252.3780	CIAC - Reuse Res Cap Fee	Mar-07	-	-					
252.3780	CIAC - Reuse Res Cap Fee	Apr-07	-	-					
252.3780	CIAC - Reuse Res Cap Fee	May-07	-	-					
252.3780	CIAC - Reuse Res Cap Fee	Jun-07	-	-					
252.3780	CIAC - Reuse Res Cap Fee	Jul-07	-	-					
252.3780	CIAC - Reuse Res Cap Fee	Aug-07	-	-					
252.3780	CIAC - Reuse Res Cap Fee	Sep-07	-	-					
252.3780	CIAC - Reuse Res Cap Fee	Oct-07	-	-					
252.3780	CIAC - Reuse Res Cap Fee	Nov-07	-	-					
252.3780	CIAC - Reuse Res Cap Fee	Dec-07	-	-					
252.3780	CIAC - Reuse Res Cap Fee	Jan-08	-	-					
252.3780	CIAC - Reuse Res Cap Fee	Feb-08	-	-					
252.3780	CIAC - Reuse Res Cap Fee	Mar-08	-	-					
252.3780	CIAC - Reuse Res Cap Fee	Apr-08	-	-					
252.3780	CIAC - Reuse Res Cap Fee	May-08	-	-					
252.3780	CIAC - Reuse Res Cap Fee	Jun-08	-	-					
252.3780	CIAC - Reuse Res Cap Fee	Jul-08	-	-					
252.3780	CIAC - Reuse Res Cap Fee	Aug-08	-	-					
252.3780	CIAC - Reuse Res Cap Fee	Sep-08	-	-					
252.3780	CIAC - Reuse Res Cap Fee	Oct-08	-	-					
252.3780	CIAC - Reuse Res Cap Fee	Nov-08	-	-			Plant	A/D	Dep Exp
252.3780	CIAC - Reuse Res Cap Fee	Dec-08	-	-	13-Month Average Restated	-	-	-	-
					13-Month Average Per Books	(41,779)	-	-	-
					Adjustment	41,779	-	-	-
					366.6				

<b>UTILITIES, INC. OF FLORIDA - PINELLAS COUNTY</b>				
<b>WATER SUMMARY/WASTEWATER SUMMARY</b>				
<b>ROLLFORWARD OF PLANT AND A/D</b>				
<b>ROLLFORWARD OF CIAC AND A/A</b>				
<b>2006 - 2008</b>				
	----- 2006 - 2008 -----			---2009---
	Plant	A/D	Dep Exp	A/D
<b>Water UPIS</b>	(8,643)	9,251	(2,455)	(10,234)
Rounding		2	2	
Total Adjustment to Water	(8,643)	9,253	(2,453)	(10,234)
	Plant	A/D	Dep Exp	
<b>Wastewater UPIS</b>	-	(1,524)	-	
	Plant	A/A	Dep Exp	A/A
<b>Water CIAC</b>	-	(417)	438	3750
Rounding				(1)
Total Adjustment to Water CIAC	-	(417)	438	3,749

UTILITIES, INC. OF FLORIDA - PINELLAS COUNTY									
ROLLFORWARD OF PLANT AND A/D									
ROLLFORWARD OF CIAC AND A/A									
2006 - 2008									
Account	Description	Year/Month	Plant Balance	A/D					
252.1020	Organization	2005	(171)	(2,418)					
252.1020	Organization	2006	(171)	(2,414)					
252.1020	Organization	Jan-07	(171)	(2,414)					
252.1020	Organization	Feb-07	(171)	(2,413)					
252.1020	Organization	Mar-07	(171)	(2,413)					
252.1020	Organization	Apr-07	(171)	(2,413)					
252.1020	Organization	May-07	(171)	(2,412)					
252.1020	Organization	Jun-07	(171)	(2,412)					
252.1020	Organization	Jul-07	(171)	(2,411)					
252.1020	Organization	Aug-07	(171)	(2,411)					
252.1020	Organization	Sep-07	(171)	(2,411)					
252.1020	Organization	Oct-07	(171)	(2,410)					
252.1020	Organization	Nov-07	(171)	(2,410)					
252.1020	Organization	Dec-07	(171)	(2,410)					
252.1020	Organization	Jan-08	(171)	(2,409)					
252.1020	Organization	Feb-08	(171)	(2,409)					
252.1020	Organization	Mar-08	(171)	(2,409)					
252.1020	Organization	Apr-08	(171)	(2,408)					
252.1020	Organization	May-08	(171)	(2,408)					
252.1020	Organization	Jun-08	(171)	(2,408)					
252.1020	Organization	Jul-08	(171)	(2,407)					
252.1020	Organization	Aug-08	(171)	(2,407)					
252.1020	Organization	Sep-08	(171)	(2,407)					
252.1020	Organization	Oct-08	(171)	(2,406)					
252.1020	Organization	Nov-08	(171)	(2,406)				Plant	A/D
252.1020	Organization	Dec-08	(171)	(2,405)	13-Month Average Restated		(170.61)	(2,408)	-
					13-Month Average Per Books		(170.61)	(2,872)	302
					Adjustment		(0.00)	464	(302)
							301.1		

<u>Account</u>	<u>Description</u>	<u>Year/Month</u>	<u>Plant Balance</u>	<u>A/D</u>				
252.1030	Land & Land Rights - Source of Supply	2005	2,405	-				
252.1030	Land & Land Rights - Source of Supply	2006	2,405	-				
252.1030	Land & Land Rights - Source of Supply	Jan-07	2,405	-				
252.1030	Land & Land Rights - Source of Supply	Feb-07	2,405	-				
252.1030	Land & Land Rights - Source of Supply	Mar-07	2,405	-				
252.1030	Land & Land Rights - Source of Supply	Apr-07	2,405	-				
252.1030	Land & Land Rights - Source of Supply	May-07	2,405	-				
252.1030	Land & Land Rights - Source of Supply	Jun-07	2,405	-				
252.1030	Land & Land Rights - Source of Supply	Jul-07	2,405	-				
252.1030	Land & Land Rights - Source of Supply	Aug-07	2,405	-				
252.1030	Land & Land Rights - Source of Supply	Sep-07	2,405	-				
252.1030	Land & Land Rights - Source of Supply	Oct-07	2,405	-				
252.1030	Land & Land Rights - Source of Supply	Nov-07	2,405	-				
252.1030	Land & Land Rights - Source of Supply	Dec-07	2,405	-				
252.1030	Land & Land Rights - Source of Supply	Jan-08	2,405	-				
252.1030	Land & Land Rights - Source of Supply	Feb-08	2,405	-				
252.1030	Land & Land Rights - Source of Supply	Mar-08	2,405	-				
252.1030	Land & Land Rights - Source of Supply	Apr-08	2,405	-				
252.1030	Land & Land Rights - Source of Supply	May-08	2,405	-				
252.1030	Land & Land Rights - Source of Supply	Jun-08	2,405	-				
252.1030	Land & Land Rights - Source of Supply	Jul-08	2,405	-				
252.1030	Land & Land Rights - Source of Supply	Aug-08	2,405	-				
252.1030	Land & Land Rights - Source of Supply	Sep-08	2,405	-				
252.1030	Land & Land Rights - Source of Supply	Oct-08	2,405	-				
252.1030	Land & Land Rights - Source of Supply	Nov-08	2,405	-				Plant
252.1030	Land & Land Rights - Source of Supply	Dec-08	2,405	-				2,405.00
						13-Month Average Restated		2,405.00
						13-Month Average Per Books		(3,701.00)
						Adjustment		6,106.00
						303.2		

Account	Description	Year/Month	Plant Balance	A/D				
252.1035	Land & Land Rights - Water Treatment	2005	3,701	-				
252.1035	Land & Land Rights - Water Treatment	2006	3,701	-				
252.1035	Land & Land Rights - Water Treatment	Jan-07	3,701	-				
252.1035	Land & Land Rights - Water Treatment	Feb-07	3,701	-				
252.1035	Land & Land Rights - Water Treatment	Mar-07	3,701	-				
252.1035	Land & Land Rights - Water Treatment	Apr-07	3,701	-				
252.1035	Land & Land Rights - Water Treatment	May-07	3,701	-				
252.1035	Land & Land Rights - Water Treatment	Jun-07	3,701	-				
252.1035	Land & Land Rights - Water Treatment	Jul-07	3,701	-				
252.1035	Land & Land Rights - Water Treatment	Aug-07	3,701	-				
252.1035	Land & Land Rights - Water Treatment	Sep-07	3,701	-				
252.1035	Land & Land Rights - Water Treatment	Oct-07	3,701	-				
252.1035	Land & Land Rights - Water Treatment	Nov-07	3,701	-				
252.1035	Land & Land Rights - Water Treatment	Dec-07	3,701	-				
252.1035	Land & Land Rights - Water Treatment	Jan-08	3,701	-				
252.1035	Land & Land Rights - Water Treatment	Feb-08	3,701	-				
252.1035	Land & Land Rights - Water Treatment	Mar-08	3,701	-				
252.1035	Land & Land Rights - Water Treatment	Apr-08	3,701	-				
252.1035	Land & Land Rights - Water Treatment	May-08	3,701	-				
252.1035	Land & Land Rights - Water Treatment	Jun-08	3,701	-				
252.1035	Land & Land Rights - Water Treatment	Jul-08	3,701	-				
252.1035	Land & Land Rights - Water Treatment	Aug-08	3,701	-				
252.1035	Land & Land Rights - Water Treatment	Sep-08	3,701	-				
252.1035	Land & Land Rights - Water Treatment	Oct-08	3,701	-				
252.1035	Land & Land Rights - Water Treatment	Nov-08	3,701	-			Plant	
252.1035	Land & Land Rights - Water Treatment	Dec-08	3,701	-		13-Month Average Restated	3,701.00	
						13-Month Average Per Books	3,701.00	
						Adjustment	-	
						303.3		

<u>Account</u>	<u>Description</u>	<u>Year/Month</u>	<u>Plant Balance</u>	<u>A/D</u>					
252.1045	Land & Land Rights - General	2005	-	-					
252.1045	Land & Land Rights - General	2006	-	-					
252.1045	Land & Land Rights - General	Jan-07	-	-					
252.1045	Land & Land Rights - General	Feb-07	-	-					
252.1045	Land & Land Rights - General	Mar-07	-	-					
252.1045	Land & Land Rights - General	Apr-07	-	-					
252.1045	Land & Land Rights - General	May-07	-	-					
252.1045	Land & Land Rights - General	Jun-07	-	-					
252.1045	Land & Land Rights - General	Jul-07	-	-					
252.1045	Land & Land Rights - General	Aug-07	-	-					
252.1045	Land & Land Rights - General	Sep-07	-	-					
252.1045	Land & Land Rights - General	Oct-07	-	-					
252.1045	Land & Land Rights - General	Nov-07	-	-					
252.1045	Land & Land Rights - General	Dec-07	-	-					
252.1045	Land & Land Rights - General	Jan-08	-	-					
252.1045	Land & Land Rights - General	Feb-08	-	-					
252.1045	Land & Land Rights - General	Mar-08	-	-					
252.1045	Land & Land Rights - General	Apr-08	-	-					
252.1045	Land & Land Rights - General	May-08	-	-					
252.1045	Land & Land Rights - General	Jun-08	-	-					
252.1045	Land & Land Rights - General	Jul-08	-	-					
252.1045	Land & Land Rights - General	Aug-08	-	-					
252.1045	Land & Land Rights - General	Sep-08	-	-					
252.1045	Land & Land Rights - General	Oct-08	-	-					
252.1045	Land & Land Rights - General	Nov-08	-	-				Plant	
252.1045	Land & Land Rights - General	Dec-08	-	-					
								13-Month Average Restated	-
								13-Month Average Per Books	6,106.00
								Adjustment	(6,106.00)
								303.5	

Account	Description	Year/Month	Plant Balance	A/D					
252.1050	Structures & Improvements - Source of Supply	2005	8,883	1,329					
252.1050	Structures & Improvements - Source of Supply	2006	8,883	1,051					
252.1050	Structures & Improvements - Source of Supply	Jan-07	8,883	1,028					
252.1050	Structures & Improvements - Source of Supply	Feb-07	8,883	1,005					
252.1050	Structures & Improvements - Source of Supply	Mar-07	8,883	982					
252.1050	Structures & Improvements - Source of Supply	Apr-07	8,883	958					
252.1050	Structures & Improvements - Source of Supply	May-07	8,883	935					
252.1050	Structures & Improvements - Source of Supply	Jun-07	8,883	912					
252.1050	Structures & Improvements - Source of Supply	Jul-07	8,883	889					
252.1050	Structures & Improvements - Source of Supply	Aug-07	8,883	866					
252.1050	Structures & Improvements - Source of Supply	Sep-07	8,883	843					
252.1050	Structures & Improvements - Source of Supply	Oct-07	8,883	820					
252.1050	Structures & Improvements - Source of Supply	Nov-07	8,883	796					
252.1050	Structures & Improvements - Source of Supply	Dec-07	8,883	773					
252.1050	Structures & Improvements - Source of Supply	Jan-08	8,883	750					
252.1050	Structures & Improvements - Source of Supply	Feb-08	8,883	727					
252.1050	Structures & Improvements - Source of Supply	Mar-08	8,883	704					
252.1050	Structures & Improvements - Source of Supply	Apr-08	9,296	680					
252.1050	Structures & Improvements - Source of Supply	May-08	9,296	656					
252.1050	Structures & Improvements - Source of Supply	Jun-08	9,296	631					
252.1050	Structures & Improvements - Source of Supply	Jul-08	9,296	607					
252.1050	Structures & Improvements - Source of Supply	Aug-08	9,296	583					
252.1050	Structures & Improvements - Source of Supply	Sep-08	9,296	559					
252.1050	Structures & Improvements - Source of Supply	Oct-08	9,296	535					
252.1050	Structures & Improvements - Source of Supply	Nov-08	9,296	510			Plant	A/D	Dep Exp
252.1050	Structures & Improvements - Source of Supply	Dec-08	9,296	486	13-Month Average Restated:		9,168.66	631	287
					13-Month Average Per Books:		9,168.66	(747)	217
					Adjustment		-	1,378	70
					304.2				

Account	Description	Year/Month	Plant Balance	A/D					
252.1055	Structures & Improvements - Water Treatment	2005	1,027	(175)					
252.1055	Structures & Improvements - Water Treatment	2006	1,648	(211)					
252.1055	Structures & Improvements - Water Treatment	Jan-07	1,648	(216)					
252.1055	Structures & Improvements - Water Treatment	Feb-07	1,648	(220)					
252.1055	Structures & Improvements - Water Treatment	Mar-07	1,867	(225)					
252.1055	Structures & Improvements - Water Treatment	Apr-07	1,867	(230)					
252.1055	Structures & Improvements - Water Treatment	May-07	1,867	(235)					
252.1055	Structures & Improvements - Water Treatment	Jun-07	1,898	(240)					
252.1055	Structures & Improvements - Water Treatment	Jul-07	1,898	(244)					
252.1055	Structures & Improvements - Water Treatment	Aug-07	1,898	(249)					
252.1055	Structures & Improvements - Water Treatment	Sep-07	1,898	(254)					
252.1055	Structures & Improvements - Water Treatment	Oct-07	1,898	(259)					
252.1055	Structures & Improvements - Water Treatment	Nov-07	1,898	(264)					
252.1055	Structures & Improvements - Water Treatment	Dec-07	1,898	(269)					
252.1055	Structures & Improvements - Water Treatment	Jan-08	1,898	(274)					
252.1055	Structures & Improvements - Water Treatment	Feb-08	1,898	(279)					
252.1055	Structures & Improvements - Water Treatment	Mar-08	1,898	(284)					
252.1055	Structures & Improvements - Water Treatment	Apr-08	1,898	(289)					
252.1055	Structures & Improvements - Water Treatment	May-08	1,898	(294)					
252.1055	Structures & Improvements - Water Treatment	Jun-08	1,898	(299)					
252.1055	Structures & Improvements - Water Treatment	Jul-08	1,898	(304)					
252.1055	Structures & Improvements - Water Treatment	Aug-08	1,898	(309)					
252.1055	Structures & Improvements - Water Treatment	Sep-08	1,898	(314)					
252.1055	Structures & Improvements - Water Treatment	Oct-08	1,932	(319)					
252.1055	Structures & Improvements - Water Treatment	Nov-08	1,932	(324)			Plant	A/D	Dep Exp
252.1055	Structures & Improvements - Water Treatment	Dec-08	1,966	(329)		13-Month Average Restated:	1,908.69	(299)	60
						13-Month Average Per Books:	1,908.69	1,473	60
						Adjustment	-	(1,772)	(0)
						304.3			



Account	Description	Year/Month	Plant Balance	A/D					
252.1060	Structures & Improvements - Transmission & Distribution	2005	32	-					
252.1060	Structures & Improvements - Transmission & Distribution	2006	32	(1)					
252.1060	Structures & Improvements - Transmission & Distribution	Jan-07	32	(1)					
252.1060	Structures & Improvements - Transmission & Distribution	Feb-07	32	(1)					
252.1060	Structures & Improvements - Transmission & Distribution	Mar-07	32	(1)					
252.1060	Structures & Improvements - Transmission & Distribution	Apr-07	32	(1)					
252.1060	Structures & Improvements - Transmission & Distribution	May-07	32	(1)					
252.1060	Structures & Improvements - Transmission & Distribution	Jun-07	32	(1)					
252.1060	Structures & Improvements - Transmission & Distribution	Jul-07	32	(2)					
252.1060	Structures & Improvements - Transmission & Distribution	Aug-07	32	(2)					
252.1060	Structures & Improvements - Transmission & Distribution	Sep-07	32	(2)					
252.1060	Structures & Improvements - Transmission & Distribution	Oct-07	32	(2)					
252.1060	Structures & Improvements - Transmission & Distribution	Nov-07	32	(2)					
252.1060	Structures & Improvements - Transmission & Distribution	Dec-07	32	(2)					
252.1060	Structures & Improvements - Transmission & Distribution	Jan-08	32	(2)					
252.1060	Structures & Improvements - Transmission & Distribution	Feb-08	32	(2)					
252.1060	Structures & Improvements - Transmission & Distribution	Mar-08	32	(2)					
252.1060	Structures & Improvements - Transmission & Distribution	Apr-08	32	(2)					
252.1060	Structures & Improvements - Transmission & Distribution	May-08	32	(2)					
252.1060	Structures & Improvements - Transmission & Distribution	Jun-08	32	(2)					
252.1060	Structures & Improvements - Transmission & Distribution	Jul-08	32	(3)					
252.1060	Structures & Improvements - Transmission & Distribution	Aug-08	694	(4)					
252.1060	Structures & Improvements - Transmission & Distribution	Sep-08	1,144	(7)					
252.1060	Structures & Improvements - Transmission & Distribution	Oct-08	1,144	(10)					
252.1060	Structures & Improvements - Transmission & Distribution	Nov-08	1,144	(13)			Plant	A/D	Dep Exp
252.1060	Structures & Improvements - Transmission & Distribution	Dec-08	1,144	(16)	13-Month Average Restated:		425.01	(5)	14
					13-Month Average Per Books:		393.10	(1)	9
					Adjustment		31.91	(4)	6
							304.4		

Account	Description	Year/Month	Plant Balance	A/D				
252.1080	Wells & Springs	2005	30,846	(11,044)				
252.1080	Wells & Springs	2006	31,797	(12,091)				
252.1080	Wells & Springs	Jan-07	31,797	(12,179)				
252.1080	Wells & Springs	Feb-07	31,797	(12,267)				
252.1080	Wells & Springs	Mar-07	31,797	(12,356)				
252.1080	Wells & Springs	Apr-07	31,797	(12,444)				
252.1080	Wells & Springs	May-07	31,797	(12,532)				
252.1080	Wells & Springs	Jun-07	31,797	(12,621)				
252.1080	Wells & Springs	Jul-07	31,797	(12,709)				
252.1080	Wells & Springs	Aug-07	31,797	(12,797)				
252.1080	Wells & Springs	Sep-07	31,797	(12,885)				
252.1080	Wells & Springs	Oct-07	31,797	(12,974)				
252.1080	Wells & Springs	Nov-07	31,797	(13,062)				
252.1080	Wells & Springs	Dec-07	31,797	(13,150)				
252.1080	Wells & Springs	Jan-08	31,797	(13,239)				
252.1080	Wells & Springs	Feb-08	31,797	(13,327)				
252.1080	Wells & Springs	Mar-08	31,797	(13,415)				
252.1080	Wells & Springs	Apr-08	31,797	(13,504)				
252.1080	Wells & Springs	May-08	31,797	(13,592)				
252.1080	Wells & Springs	Jun-08	31,797	(13,680)				
252.1080	Wells & Springs	Jul-08	41,271	(13,795)				
252.1080	Wells & Springs	Aug-08	41,271	(13,910)				
252.1080	Wells & Springs	Sep-08	41,271	(14,024)				
252.1080	Wells & Springs	Oct-08	41,271	(14,139)				
252.1080	Wells & Springs	Nov-08	41,271	(14,254)				
252.1080	Wells & Springs	Dec-08	41,271	(14,368)				
					13-Month Average Restated:	Plant	A/D	Dep Exp
					13-Month Average Per Books:	36,169.79	(13,723)	1,218
					Adjustment	-	121	(50)
					307.2			

<u>Account</u>	<u>Description</u>	<u>Year/Month</u>	<u>Plant Balance</u>	<u>A/D</u>					
252.1090	Supply Mains	2005	-	-					
252.1090	Supply Mains	2006	-	-					
252.1090	Supply Mains	Jan-07	-	-					
252.1090	Supply Mains	Feb-07	-	-					
252.1090	Supply Mains	Mar-07	-	-					
252.1090	Supply Mains	Apr-07	-	-					
252.1090	Supply Mains	May-07	-	-					
252.1090	Supply Mains	Jun-07	-	-					
252.1090	Supply Mains	Jul-07	-	-					
252.1090	Supply Mains	Aug-07	-	-					
252.1090	Supply Mains	Sep-07	-	-					
252.1090	Supply Mains	Oct-07	-	-					
252.1090	Supply Mains	Nov-07	-	-					
252.1090	Supply Mains	Dec-07	-	-					
252.1090	Supply Mains	Jan-08	-	-					
252.1090	Supply Mains	Feb-08	-	-					
252.1090	Supply Mains	Mar-08	-	-					
252.1090	Supply Mains	Apr-08	-	-					
252.1090	Supply Mains	May-08	1,000	(2)					
252.1090	Supply Mains	Jun-08	1,000	(5)					
252.1090	Supply Mains	Jul-08	1,000	(7)					
252.1090	Supply Mains	Aug-08	3,614	(16)					
252.1090	Supply Mains	Sep-08	3,614	(24)					
252.1090	Supply Mains	Oct-08	3,614	(33)					
252.1090	Supply Mains	Nov-08	3,750	(42)			Plant	A/D	Dep Exp
252.1090	Supply Mains	Dec-08	3,750	(51)	13-Month Average Restated		1,641.69	(14)	51
					13-Month Average Per Books		1,641.69	(6)	23
					Adjustment		-	(8)	27
						309.2			

Account	Description	Year/Month	Plant Balance	A/D						
252.1105	Electric Pump Equipment - Water Treatment	2005	6,977	(3,292)						
252.1105	Electric Pump Equipment - Water Treatment	2006	7,071	(3,652)						
252.1105	Electric Pump Equipment - Water Treatment	Jan-07	7,071	(3,682)						
252.1105	Electric Pump Equipment - Water Treatment	Feb-07	7,071	(3,711)						
252.1105	Electric Pump Equipment - Water Treatment	Mar-07	7,227	(3,742)						
252.1105	Electric Pump Equipment - Water Treatment	Apr-07	7,227	(3,772)						
252.1105	Electric Pump Equipment - Water Treatment	May-07	7,227	(3,802)						
252.1105	Electric Pump Equipment - Water Treatment	Jun-07	7,290	(3,832)						
252.1105	Electric Pump Equipment - Water Treatment	Jul-07	7,290	(3,863)						
252.1105	Electric Pump Equipment - Water Treatment	Aug-07	7,290	(3,893)						
252.1105	Electric Pump Equipment - Water Treatment	Sep-07	7,290	(3,923)						
252.1105	Electric Pump Equipment - Water Treatment	Oct-07	7,290	(3,954)						
252.1105	Electric Pump Equipment - Water Treatment	Nov-07	7,290	(3,984)						
252.1105	Electric Pump Equipment - Water Treatment	Dec-07	7,290	(4,014)						
252.1105	Electric Pump Equipment - Water Treatment	Jan-08	7,290	(4,045)						
252.1105	Electric Pump Equipment - Water Treatment	Feb-08	7,290	(4,075)						
252.1105	Electric Pump Equipment - Water Treatment	Mar-08	7,290	(4,105)						
252.1105	Electric Pump Equipment - Water Treatment	Apr-08	7,290	(4,136)						
252.1105	Electric Pump Equipment - Water Treatment	May-08	7,290	(4,166)						
252.1105	Electric Pump Equipment - Water Treatment	Jun-08	7,290	(4,197)						
252.1105	Electric Pump Equipment - Water Treatment	Jul-08	7,290	(4,227)						
252.1105	Electric Pump Equipment - Water Treatment	Aug-08	7,324	(4,258)						
252.1105	Electric Pump Equipment - Water Treatment	Sep-08	7,358	(4,288)						
252.1105	Electric Pump Equipment - Water Treatment	Oct-08	7,358	(4,319)						
252.1105	Electric Pump Equipment - Water Treatment	Nov-08	7,358	(4,349)				Plant	A/D	Dep Exp
252.1105	Electric Pump Equipment - Water Treatment	Dec-08	7,358	(4,380)		13-Month Average Restated:	7,313.16	(4,197)		366
						13-Month Average Per Books:	7,313.16	(4,214)		377
						Adjustment	-	17		(11)
						311.3				

Account	Description	Year/Month	Plant Balance	A/D					
252.1115	Water Treatment Equipment	2005	13,865	(3,187)					
252.1115	Water Treatment Equipment	2006	14,181	(3,825)					
252.1115	Water Treatment Equipment	Jan-07	14,181	(3,879)					
252.1115	Water Treatment Equipment	Feb-07	14,181	(3,933)					
252.1115	Water Treatment Equipment	Mar-07	14,181	(3,987)					
252.1115	Water Treatment Equipment	Apr-07	14,181	(4,040)					
252.1115	Water Treatment Equipment	May-07	14,181	(4,094)					
252.1115	Water Treatment Equipment	Jun-07	14,181	(4,148)					
252.1115	Water Treatment Equipment	Jul-07	14,181	(4,201)					
252.1115	Water Treatment Equipment	Aug-07	14,181	(4,255)					
252.1115	Water Treatment Equipment	Sep-07	14,351	(4,310)					
252.1115	Water Treatment Equipment	Oct-07	14,351	(4,364)					
252.1115	Water Treatment Equipment	Nov-07	14,351	(4,418)					
252.1115	Water Treatment Equipment	Dec-07	14,351	(4,473)					
252.1115	Water Treatment Equipment	Jan-08	14,351	(4,527)					
252.1115	Water Treatment Equipment	Feb-08	14,351	(4,581)					
252.1115	Water Treatment Equipment	Mar-08	14,351	(4,636)					
252.1115	Water Treatment Equipment	Apr-08	14,651	(4,691)					
252.1115	Water Treatment Equipment	May-08	14,651	(4,747)					
252.1115	Water Treatment Equipment	Jun-08	14,651	(4,802)					
252.1115	Water Treatment Equipment	Jul-08	14,651	(4,858)					
252.1115	Water Treatment Equipment	Aug-08	14,685	(4,913)					
252.1115	Water Treatment Equipment	Sep-08	14,685	(4,969)					
252.1115	Water Treatment Equipment	Oct-08	14,685	(5,025)					
252.1115	Water Treatment Equipment	Nov-08	14,685	(5,080)			Plant	A/D	Dep Exp
252.1115	Water Treatment Equipment	Dec-08	14,685	(5,136)	13-Month Average Restated:		14,571.99	(4,803)	663
					13-Month Average Per Books:		14,571.99	(4,561)	665
					Adjustment		-	(242)	(1)
					320.3				

Account	Description	Year/Month	Plant Balance	A/D					
252.1120	Distribution Reservoirs & Standpipes	2005	29,868	5,497					
252.1120	Distribution Reservoirs & Standpipes	2006	29,708	4,891					
252.1120	Distribution Reservoirs & Standpipes	Jan-07	29,708	4,824					
252.1120	Distribution Reservoirs & Standpipes	Feb-07	29,708	4,757					
252.1120	Distribution Reservoirs & Standpipes	Mar-07	29,801	4,690					
252.1120	Distribution Reservoirs & Standpipes	Apr-07	29,801	4,623					
252.1120	Distribution Reservoirs & Standpipes	May-07	29,801	4,556					
252.1120	Distribution Reservoirs & Standpipes	Jun-07	29,801	4,488					
252.1120	Distribution Reservoirs & Standpipes	Jul-07	29,801	4,421					
252.1120	Distribution Reservoirs & Standpipes	Aug-07	29,801	4,354					
252.1120	Distribution Reservoirs & Standpipes	Sep-07	30,269	4,598					
252.1120	Distribution Reservoirs & Standpipes	Oct-07	30,269	4,530					
252.1120	Distribution Reservoirs & Standpipes	Nov-07	30,269	4,462					
252.1120	Distribution Reservoirs & Standpipes	Dec-07	30,269	4,394					
252.1120	Distribution Reservoirs & Standpipes	Jan-08	30,269	4,325					
252.1120	Distribution Reservoirs & Standpipes	Feb-08	30,269	4,257					
252.1120	Distribution Reservoirs & Standpipes	Mar-08	30,269	4,189					
252.1120	Distribution Reservoirs & Standpipes	Apr-08	30,269	4,121					
252.1120	Distribution Reservoirs & Standpipes	May-08	30,269	4,053					
252.1120	Distribution Reservoirs & Standpipes	Jun-08	30,269	3,985					
252.1120	Distribution Reservoirs & Standpipes	Jul-08	30,269	3,916					
252.1120	Distribution Reservoirs & Standpipes	Aug-08	30,269	3,848					
252.1120	Distribution Reservoirs & Standpipes	Sep-08	30,269	3,780					
252.1120	Distribution Reservoirs & Standpipes	Oct-08	30,269	3,712					
252.1120	Distribution Reservoirs & Standpipes	Nov-08	30,269	3,644					
252.1120	Distribution Reservoirs & Standpipes	Dec-08	30,269	3,575					
					13-Month Average Restated:		Plant	A/D	Dep Exp
					13-Month Average Per Books:		30,269.35	3,985	818
							38,944.35	(6,488)	1,084
							Adjustment	(8,675.00)	10,473
							330.4		(266)

Account	Description	Year/Month	Plant Balance	A/D					
252.1125	Transmission & Distribution Mains	2005	148,853	(23,850)					
252.1125	Transmission & Distribution Mains	2006	150,362	(26,913)					
252.1125	Transmission & Distribution Mains	Jan-07	150,362	(27,204)					
252.1125	Transmission & Distribution Mains	Feb-07	150,362	(27,495)					
252.1125	Transmission & Distribution Mains	Mar-07	150,362	(27,787)					
252.1125	Transmission & Distribution Mains	Apr-07	150,362	(28,078)					
252.1125	Transmission & Distribution Mains	May-07	150,362	(28,370)					
252.1125	Transmission & Distribution Mains	Jun-07	150,362	(28,661)					
252.1125	Transmission & Distribution Mains	Jul-07	150,362	(28,952)					
252.1125	Transmission & Distribution Mains	Aug-07	150,362	(29,244)					
252.1125	Transmission & Distribution Mains	Sep-07	150,362	(29,535)					
252.1125	Transmission & Distribution Mains	Oct-07	150,362	(29,827)					
252.1125	Transmission & Distribution Mains	Nov-07	150,362	(30,118)					
252.1125	Transmission & Distribution Mains	Dec-07	150,362	(30,409)					
252.1125	Transmission & Distribution Mains	Jan-08	150,362	(30,701)					
252.1125	Transmission & Distribution Mains	Feb-08	150,362	(30,992)					
252.1125	Transmission & Distribution Mains	Mar-08	152,545	(31,288)					
252.1125	Transmission & Distribution Mains	Apr-08	152,545	(31,583)					
252.1125	Transmission & Distribution Mains	May-08	154,413	(31,883)					
252.1125	Transmission & Distribution Mains	Jun-08	154,413	(32,182)					
252.1125	Transmission & Distribution Mains	Jul-08	154,515	(32,481)					
252.1125	Transmission & Distribution Mains	Aug-08	154,515	(32,781)					
252.1125	Transmission & Distribution Mains	Sep-08	154,515	(33,080)					
252.1125	Transmission & Distribution Mains	Oct-08	154,515	(33,380)					
252.1125	Transmission & Distribution Mains	Nov-08	154,103	(33,678)					
252.1125	Transmission & Distribution Mains	Dec-08	154,548	(33,978)					
					13-Month Average Restated:	Plant	A/D	Dep Exp	
					13-Month Average Per Books	153,208.48	(32,186)	3,569	
						Adjustment	-	528	(490)
						331.4			

Account	Description	Year/Month	Plant Balance	A/D					
252.1130	Service Lines	2005	103,071	(1,414)					
252.1130	Service Lines	2006	105,915	(2,938)					
252.1130	Service Lines	Jan-07	105,915	(3,159)					
252.1130	Service Lines	Feb-07	105,915	(3,379)					
252.1130	Service Lines	Mar-07	105,915	(3,600)					
252.1130	Service Lines	Apr-07	106,340	(3,752)					
252.1130	Service Lines	May-07	106,506	(3,594)					
252.1130	Service Lines	Jun-07	106,637	(3,424)					
252.1130	Service Lines	Jul-07	106,637	(3,646)					
252.1130	Service Lines	Aug-07	106,878	(3,829)					
252.1130	Service Lines	Sep-07	108,211	(4,055)					
252.1130	Service Lines	Oct-07	108,505	(4,178)					
252.1130	Service Lines	Nov-07	109,298	(4,020)					
252.1130	Service Lines	Dec-07	109,298	(4,247)					
252.1130	Service Lines	Jan-08	109,298	(4,475)					
252.1130	Service Lines	Feb-08	109,298	(4,703)					
252.1130	Service Lines	Mar-08	109,298	(4,930)					
252.1130	Service Lines	Apr-08	109,298	(5,158)					
252.1130	Service Lines	May-08	109,298	(5,386)					
252.1130	Service Lines	Jun-08	109,298	(5,613)					
252.1130	Service Lines	Jul-08	109,298	(5,841)					
252.1130	Service Lines	Aug-08	109,298	(6,069)					
252.1130	Service Lines	Sep-08	109,298	(6,297)					
252.1130	Service Lines	Oct-08	109,298	(6,524)					
252.1130	Service Lines	Nov-08	109,298	(6,752)					
252.1130	Service Lines	Dec-08	109,298	(6,980)					
					13-Month Average Restated:	Plant	A/D	Dep Exp	
					13-Month Average Per Books:	109,297.99	(5,613)	2,732	
					Adjustment	-	767	(93)	
					335.4				



Account	Description	Year/Month	Plant Balance	A/D					
252.1135	Meters	2005	14,186	(5,962)					
252.1135	Meters	2006	13,939	(6,342)					
252.1135	Meters	Jan-07	13,939	(6,401)					
252.1135	Meters	Feb-07	13,939	(6,459)					
252.1135	Meters	Mar-07	13,939	(6,517)					
252.1135	Meters	Apr-07	13,939	(6,575)					
252.1135	Meters	May-07	13,939	(6,633)					
252.1135	Meters	Jun-07	13,939	(6,691)					
252.1135	Meters	Jul-07	13,939	(6,749)					
252.1135	Meters	Aug-07	13,939	(6,807)					
252.1135	Meters	Sep-07	13,939	(6,865)					
252.1135	Meters	Oct-07	13,939	(6,923)					
252.1135	Meters	Nov-07	13,939	(6,981)					
252.1135	Meters	Dec-07	13,939	(7,039)					
252.1135	Meters	Jan-08	13,939	(7,098)					
252.1135	Meters	Feb-08	13,939	(7,156)					
252.1135	Meters	Mar-08	13,939	(7,214)					
252.1135	Meters	Apr-08	13,939	(7,272)					
252.1135	Meters	May-08	13,939	(7,330)					
252.1135	Meters	Jun-08	13,939	(7,388)					
252.1135	Meters	Jul-08	13,939	(7,446)					
252.1135	Meters	Aug-08	13,939	(7,504)					
252.1135	Meters	Sep-08	13,939	(7,562)					
252.1135	Meters	Oct-08	13,939	(7,620)					
252.1135	Meters	Nov-08	13,939	(7,678)					
252.1135	Meters	Dec-08	13,939	(7,736)					
					13-Month Average Restated:	Plant	A/D	Dep Exp	
					13-Month Average Per Books:	13,939.27	(7,388)	697	
					Adjustment	-	126	(50)	
					334.4				

Account	Description	Year/Month	Plant Balance	A/D					
252.1140	Meter Installations	2005	7,267	(6,177)					
252.1140	Meter Installations	2006	10,443	(6,177)					
252.1140	Meter Installations	Jan-07	10,443	(6,221)					
252.1140	Meter Installations	Feb-07	10,443	(6,264)					
252.1140	Meter Installations	Mar-07	10,475	(6,308)					
252.1140	Meter Installations	Apr-07	10,475	(6,351)					
252.1140	Meter Installations	May-07	10,475	(6,395)					
252.1140	Meter Installations	Jun-07	10,537	(6,439)					
252.1140	Meter Installations	Jul-07	10,537	(6,483)					
252.1140	Meter Installations	Aug-07	10,987	(6,529)					
252.1140	Meter Installations	Sep-07	10,987	(6,574)					
252.1140	Meter Installations	Oct-07	10,987	(6,620)					
252.1140	Meter Installations	Nov-07	10,987	(6,666)					
252.1140	Meter Installations	Dec-07	10,987	(6,712)					
252.1140	Meter Installations	Jan-08	10,987	(6,757)					
252.1140	Meter Installations	Feb-08	10,987	(6,803)					
252.1140	Meter Installations	Mar-08	10,987	(6,849)					
252.1140	Meter Installations	Apr-08	10,987	(6,895)					
252.1140	Meter Installations	May-08	10,987	(6,941)					
252.1140	Meter Installations	Jun-08	10,987	(6,986)					
252.1140	Meter Installations	Jul-08	10,987	(7,032)					
252.1140	Meter Installations	Aug-08	10,987	(7,078)					
252.1140	Meter Installations	Sep-08	10,987	(7,124)					
252.1140	Meter Installations	Oct-08	10,887	(7,069)					
252.1140	Meter Installations	Nov-08	10,887	(7,114)					
252.1140	Meter Installations	Dec-08	10,989	(7,160)					
					13-Month Average Restated:		Plant	A/D	Dep Exp
					13-Month Average Per Books:		10,972.01	(6,963)	549
					Adjustment		-	(5,634)	(25)
					334.4				

<u>Account</u>	<u>Description</u>	<u>Year/Month</u>	<u>Plant Balance</u>	<u>A/D</u>					
252.1145	Hydrants	2005	2,447	3,449					
252.1145	Hydrants	2006	2,447	3,395					
252.1145	Hydrants	Jan-07	2,447	3,390					
252.1145	Hydrants	Feb-07	2,447	3,385					
252.1145	Hydrants	Mar-07	2,447	3,381					
252.1145	Hydrants	Apr-07	2,447	3,376					
252.1145	Hydrants	May-07	2,447	3,372					
252.1145	Hydrants	Jun-07	2,447	3,367					
252.1145	Hydrants	Jul-07	2,447	3,363					
252.1145	Hydrants	Aug-07	2,447	3,358					
252.1145	Hydrants	Sep-07	2,447	3,354					
252.1145	Hydrants	Oct-07	2,447	3,349					
252.1145	Hydrants	Nov-07	2,447	3,345					
252.1145	Hydrants	Dec-07	2,447	3,340					
252.1145	Hydrants	Jan-08	2,447	3,336					
252.1145	Hydrants	Feb-08	2,447	3,331					
252.1145	Hydrants	Mar-08	2,447	3,327					
252.1145	Hydrants	Apr-08	2,447	3,322					
252.1145	Hydrants	May-08	2,447	3,317					
252.1145	Hydrants	Jun-08	2,447	3,313					
252.1145	Hydrants	Jul-08	2,447	3,308					
252.1145	Hydrants	Aug-08	2,447	3,304					
252.1145	Hydrants	Sep-08	2,447	3,299					
252.1145	Hydrants	Oct-08	2,447	3,295					
252.1145	Hydrants	Nov-08	2,447	3,290					
252.1145	Hydrants	Dec-08	2,447	3,286					
					13-Month Average Restated		Plant	A/D	Dep Exp
					13-Month Average Per Books		2,447.00	3,313	54
							2,447.00	3,335	98
						Adjustment	-	(22)	(44)
							335.4		

<u>Account</u>	<u>Description</u>	<u>Year/Month</u>	<u>Plant Balance</u>	<u>A/D</u>					
252.1190	Tools, Shop, & Miscellaneous Equipment	2005	1,786	(789)					
252.1190	Tools, Shop, & Miscellaneous Equipment	2006	1,786	(901)					
252.1190	Tools, Shop, & Miscellaneous Equipment	Jan-07	1,786	(910)					
252.1190	Tools, Shop, & Miscellaneous Equipment	Feb-07	1,786	(919)					
252.1190	Tools, Shop, & Miscellaneous Equipment	Mar-07	1,786	(929)					
252.1190	Tools, Shop, & Miscellaneous Equipment	Apr-07	1,786	(938)					
252.1190	Tools, Shop, & Miscellaneous Equipment	May-07	1,786	(947)					
252.1190	Tools, Shop, & Miscellaneous Equipment	Jun-07	1,786	(956)					
252.1190	Tools, Shop, & Miscellaneous Equipment	Jul-07	1,786	(966)					
252.1190	Tools, Shop, & Miscellaneous Equipment	Aug-07	1,786	(975)					
252.1190	Tools, Shop, & Miscellaneous Equipment	Sep-07	1,786	(984)					
252.1190	Tools, Shop, & Miscellaneous Equipment	Oct-07	1,786	(994)					
252.1190	Tools, Shop, & Miscellaneous Equipment	Nov-07	1,786	(1,003)					
252.1190	Tools, Shop, & Miscellaneous Equipment	Dec-07	1,786	(1,012)					
252.1190	Tools, Shop, & Miscellaneous Equipment	Jan-08	1,786	(1,022)					
252.1190	Tools, Shop, & Miscellaneous Equipment	Feb-08	1,786	(1,031)					
252.1190	Tools, Shop, & Miscellaneous Equipment	Mar-08	1,786	(1,040)					
252.1190	Tools, Shop, & Miscellaneous Equipment	Apr-08	1,786	(1,050)					
252.1190	Tools, Shop, & Miscellaneous Equipment	May-08	1,786	(1,059)					
252.1190	Tools, Shop, & Miscellaneous Equipment	Jun-08	1,786	(1,068)					
252.1190	Tools, Shop, & Miscellaneous Equipment	Jul-08	1,786	(1,077)					
252.1190	Tools, Shop, & Miscellaneous Equipment	Aug-08	1,786	(1,087)					
252.1190	Tools, Shop, & Miscellaneous Equipment	Sep-08	1,786	(1,096)					
252.1190	Tools, Shop, & Miscellaneous Equipment	Oct-08	1,786	(1,105)					
252.1190	Tools, Shop, & Miscellaneous Equipment	Nov-08	1,786	(1,115)			Plant	A/D	Dep Exp
252.1190	Tools, Shop, & Miscellaneous Equipment	Dec-08	1,786	(1,124)		13-Month Average Restated	1,786.44	(1,068)	112
						13-Month Average Per Books	1,786.44	(1,068)	112
						Adjustment	-	(0)	0
						343.5			

Account	Description	Year/Month	Plant Balance	A/D				
252.1220	Other Tangible Plant - Water	2005	(12,243)	-				
252.1220	Other Tangible Plant - Water	2006	(12,243)	1,224				
252.1220	Other Tangible Plant - Water	Jan-07	(12,243)	1,326				
252.1220	Other Tangible Plant - Water	Feb-07	(12,243)	1,428				
252.1220	Other Tangible Plant - Water	Mar-07	(12,243)	1,530				
252.1220	Other Tangible Plant - Water	Apr-07	(12,243)	1,632				
252.1220	Other Tangible Plant - Water	May-07	(12,243)	1,734				
252.1220	Other Tangible Plant - Water	Jun-07	(12,243)	1,836				
252.1220	Other Tangible Plant - Water	Jul-07	(12,243)	1,938				
252.1220	Other Tangible Plant - Water	Aug-07	(12,243)	2,041				
252.1220	Other Tangible Plant - Water	Sep-07	(12,243)	2,143				
252.1220	Other Tangible Plant - Water	Oct-07	(12,243)	2,245				
252.1220	Other Tangible Plant - Water	Nov-07	(12,243)	2,347				
252.1220	Other Tangible Plant - Water	Dec-07	(12,243)	2,449				
252.1220	Other Tangible Plant - Water	Jan-08	(12,243)	2,551				
252.1220	Other Tangible Plant - Water	Feb-08	(12,243)	2,653				
252.1220	Other Tangible Plant - Water	Mar-08	(12,243)	2,755				
252.1220	Other Tangible Plant - Water	Apr-08	(12,243)	2,857				
252.1220	Other Tangible Plant - Water	May-08	(12,243)	2,959				
252.1220	Other Tangible Plant - Water	Jun-08	(12,243)	3,061				
252.1220	Other Tangible Plant - Water	Jul-08	(12,243)	3,163				
252.1220	Other Tangible Plant - Water	Aug-08	(12,243)	3,265				
252.1220	Other Tangible Plant - Water	Sep-08	(12,243)	3,367				
252.1220	Other Tangible Plant - Water	Oct-08	(12,243)	3,469				
252.1220	Other Tangible Plant - Water	Nov-08	(12,243)	3,571				
252.1220	Other Tangible Plant - Water	Dec-08	(12,243)	3,673				
					13-Month Average Restated:	Plant	A/D	Dep Exp
					13-Month Average Per Books:	(12,243.00)	3,061	(1,224)
						(12,243.00)	-	-
					Adjustment	-	3,061	(1,224)
					348.5			

Account	Description	Year/Month	Plant Balance	A/D					
252.1245	Organization	2005	-	-					
252.1245	Organization	2006	-	-					
252.1245	Organization	Jan-07	-	-					
252.1245	Organization	Feb-07	-	-					
252.1245	Organization	Mar-07	-	-					
252.1245	Organization	Apr-07	-	-					
252.1245	Organization	May-07	-	-					
252.1245	Organization	Jun-07	-	-					
252.1245	Organization	Jul-07	-	-					
252.1245	Organization	Aug-07	-	-					
252.1245	Organization	Sep-07	-	-					
252.1245	Organization	Oct-07	-	-					
252.1245	Organization	Nov-07	-	-					
252.1245	Organization	Dec-07	-	-					
252.1245	Organization	Jan-08	-	-					
252.1245	Organization	Feb-08	-	-					
252.1245	Organization	Mar-08	-	-					
252.1245	Organization	Apr-08	-	-					
252.1245	Organization	May-08	-	-					
252.1245	Organization	Jun-08	-	-					
252.1245	Organization	Jul-08	-	-					
252.1245	Organization	Aug-08	-	-					
252.1245	Organization	Sep-08	-	-					
252.1245	Organization	Oct-08	-	-					
252.1245	Organization	Nov-08	-	-			Plant	A/D	Dep Exp
252.1245	Organization	Dec-08	-	-			13-Month Average Restated:	-	-
							13-Month Average Per Books:	-	1,524
							Adjustment	-	(1,524)
							<b>351.1 Note that this is a sewer account</b>		

Account	Description	Year/Month	Plant Balance	A/D					
252.3255	CIAC - Organization	2005	-	-					
252.3255	CIAC - Organization	2006	-	-					
252.3255	CIAC - Organization	Jan-07	-	-					
252.3255	CIAC - Organization	Feb-07	-	-					
252.3255	CIAC - Organization	Mar-07	-	-					
252.3255	CIAC - Organization	Apr-07	-	-					
252.3255	CIAC - Organization	May-07	-	-					
252.3255	CIAC - Organization	Jun-07	-	-					
252.3255	CIAC - Organization	Jul-07	-	-					
252.3255	CIAC - Organization	Aug-07	-	-					
252.3255	CIAC - Organization	Sep-07	-	-					
252.3255	CIAC - Organization	Oct-07	-	-					
252.3255	CIAC - Organization	Nov-07	-	-					
252.3255	CIAC - Organization	Dec-07	-	-					
252.3255	CIAC - Organization	Jan-08	-	-					
252.3255	CIAC - Organization	Feb-08	-	-					
252.3255	CIAC - Organization	Mar-08	-	-					
252.3255	CIAC - Organization	Apr-08	-	-					
252.3255	CIAC - Organization	May-08	-	-					
252.3255	CIAC - Organization	Jun-08	-	-					
252.3255	CIAC - Organization	Jul-08	-	-					
252.3255	CIAC - Organization	Aug-08	-	-					
252.3255	CIAC - Organization	Sep-08	-	-					
252.3255	CIAC - Organization	Oct-08	-	-					
252.3255	CIAC - Organization	Nov-08	-	-			Plant	A/D	Dep Exp
252.3255	CIAC - Organization	Dec-08	-	-			13-Month Average Restated:	-	-
							13-Month Average Per Books:	-	(2,971)
							Adjustment	-	2,971
							301.1		-

Account	Description	Year/Month	Plant Balance	A/D					
252.3265	CIAC - Structures & Improvements - Source of Supply	2005	(1,867)	174					
252.3265	CIAC - Structures & Improvements - Source of Supply	2006	(1,867)	233					
252.3265	CIAC - Structures & Improvements - Source of Supply	Jan-07	(1,867)	238					
252.3265	CIAC - Structures & Improvements - Source of Supply	Feb-07	(1,867)	242					
252.3265	CIAC - Structures & Improvements - Source of Supply	Mar-07	(1,867)	247					
252.3265	CIAC - Structures & Improvements - Source of Supply	Apr-07	(1,867)	252					
252.3265	CIAC - Structures & Improvements - Source of Supply	May-07	(1,867)	257					
252.3265	CIAC - Structures & Improvements - Source of Supply	Jun-07	(1,867)	262					
252.3265	CIAC - Structures & Improvements - Source of Supply	Jul-07	(1,867)	267					
252.3265	CIAC - Structures & Improvements - Source of Supply	Aug-07	(1,867)	272					
252.3265	CIAC - Structures & Improvements - Source of Supply	Sep-07	(1,867)	276					
252.3265	CIAC - Structures & Improvements - Source of Supply	Oct-07	(1,867)	281					
252.3265	CIAC - Structures & Improvements - Source of Supply	Nov-07	(1,867)	286					
252.3265	CIAC - Structures & Improvements - Source of Supply	Dec-07	(1,867)	291					
252.3265	CIAC - Structures & Improvements - Source of Supply	Jan-08	(1,867)	296					
252.3265	CIAC - Structures & Improvements - Source of Supply	Feb-08	(1,867)	301					
252.3265	CIAC - Structures & Improvements - Source of Supply	Mar-08	(1,867)	306					
252.3265	CIAC - Structures & Improvements - Source of Supply	Apr-08	(1,867)	311					
252.3265	CIAC - Structures & Improvements - Source of Supply	May-08	(1,867)	315					
252.3265	CIAC - Structures & Improvements - Source of Supply	Jun-08	(1,867)	320					
252.3265	CIAC - Structures & Improvements - Source of Supply	Jul-08	(1,867)	325					
252.3265	CIAC - Structures & Improvements - Source of Supply	Aug-08	(1,867)	330					
252.3265	CIAC - Structures & Improvements - Source of Supply	Sep-08	(1,867)	335					
252.3265	CIAC - Structures & Improvements - Source of Supply	Oct-08	(1,867)	340					
252.3265	CIAC - Structures & Improvements - Source of Supply	Nov-08	(1,867)	345			Plant	A/D	Dep Exp
252.3265	CIAC - Structures & Improvements - Source of Supply	Dec-08	(1,867)	349		13-Month Average Restated:	(1,867.42)	320	(58)
						13-Month Average Per Books:	(1,867.42)	1,019	(59)
						Adjustment	-	(699)	0
						304.2			



<u>Account</u>	<u>Description</u>	<u>Year/Month</u>	<u>Plant Balance</u>	<u>A/D</u>					
252.3270	CIAC - Structures & Improvements - Water Treatment	2005	(307)	29					
252.3270	CIAC - Structures & Improvements - Water Treatment	2006	(307)	38					
252.3270	CIAC - Structures & Improvements - Water Treatment	Jan-07	(307)	39					
252.3270	CIAC - Structures & Improvements - Water Treatment	Feb-07	(307)	40					
252.3270	CIAC - Structures & Improvements - Water Treatment	Mar-07	(307)	41					
252.3270	CIAC - Structures & Improvements - Water Treatment	Apr-07	(307)	41					
252.3270	CIAC - Structures & Improvements - Water Treatment	May-07	(307)	42					
252.3270	CIAC - Structures & Improvements - Water Treatment	Jun-07	(307)	43					
252.3270	CIAC - Structures & Improvements - Water Treatment	Jul-07	(307)	44					
252.3270	CIAC - Structures & Improvements - Water Treatment	Aug-07	(307)	45					
252.3270	CIAC - Structures & Improvements - Water Treatment	Sep-07	(307)	45					
252.3270	CIAC - Structures & Improvements - Water Treatment	Oct-07	(307)	46					
252.3270	CIAC - Structures & Improvements - Water Treatment	Nov-07	(307)	47					
252.3270	CIAC - Structures & Improvements - Water Treatment	Dec-07	(307)	48					
252.3270	CIAC - Structures & Improvements - Water Treatment	Jan-08	(307)	49					
252.3270	CIAC - Structures & Improvements - Water Treatment	Feb-08	(307)	49					
252.3270	CIAC - Structures & Improvements - Water Treatment	Mar-08	(307)	50					
252.3270	CIAC - Structures & Improvements - Water Treatment	Apr-08	(307)	51					
252.3270	CIAC - Structures & Improvements - Water Treatment	May-08	(307)	52					
252.3270	CIAC - Structures & Improvements - Water Treatment	Jun-08	(307)	53					
252.3270	CIAC - Structures & Improvements - Water Treatment	Jul-08	(307)	53					
252.3270	CIAC - Structures & Improvements - Water Treatment	Aug-08	(307)	54					
252.3270	CIAC - Structures & Improvements - Water Treatment	Sep-08	(307)	55					
252.3270	CIAC - Structures & Improvements - Water Treatment	Oct-08	(307)	56					
252.3270	CIAC - Structures & Improvements - Water Treatment	Nov-08	(307)	57			Plant	A/D	Dep Exp
252.3270	CIAC - Structures & Improvements - Water Treatment	Dec-08	(307)	57	13-Month Average Restated	(306.53)	53	(10)	
					13-Month Average Per Books	(306.53)	167	(10)	
					Adjustment	-	(115)	0	
					304.3				

Account	Description	Year/Month	Plant Balance	A/D					
252.3295	CIAC - Wells & Springs	2005	(11,008)	1,100					
252.3295	CIAC - Wells & Springs	2006	(11,008)	1,467					
252.3295	CIAC - Wells & Springs	Jan-07	(11,008)	1,498					
252.3295	CIAC - Wells & Springs	Feb-07	(11,008)	1,528					
252.3295	CIAC - Wells & Springs	Mar-07	(11,008)	1,559					
252.3295	CIAC - Wells & Springs	Apr-07	(11,008)	1,589					
252.3295	CIAC - Wells & Springs	May-07	(11,008)	1,620					
252.3295	CIAC - Wells & Springs	Jun-07	(11,008)	1,651					
252.3295	CIAC - Wells & Springs	Jul-07	(11,008)	1,681					
252.3295	CIAC - Wells & Springs	Aug-07	(11,008)	1,712					
252.3295	CIAC - Wells & Springs	Sep-07	(11,008)	1,742					
252.3295	CIAC - Wells & Springs	Oct-07	(11,008)	1,773					
252.3295	CIAC - Wells & Springs	Nov-07	(11,008)	1,803					
252.3295	CIAC - Wells & Springs	Dec-07	(11,008)	1,834					
252.3295	CIAC - Wells & Springs	Jan-08	(11,008)	1,865					
252.3295	CIAC - Wells & Springs	Feb-08	(11,008)	1,895					
252.3295	CIAC - Wells & Springs	Mar-08	(11,008)	1,926					
252.3295	CIAC - Wells & Springs	Apr-08	(11,008)	1,956					
252.3295	CIAC - Wells & Springs	May-08	(11,008)	1,987					
252.3295	CIAC - Wells & Springs	Jun-08	(11,008)	2,017					
252.3295	CIAC - Wells & Springs	Jul-08	(11,008)	2,048					
252.3295	CIAC - Wells & Springs	Aug-08	(11,008)	2,079					
252.3295	CIAC - Wells & Springs	Sep-08	(11,008)	2,109					
252.3295	CIAC - Wells & Springs	Oct-08	(11,008)	2,140					
252.3295	CIAC - Wells & Springs	Nov-08	(11,008)	2,170				Plant	A/D
252.3295	CIAC - Wells & Springs	Dec-08	(11,008)	2,201				13-Month Average Restated:	Dep Exp
								(11,008.29)	2,017
								13-Month Average Per Books:	(367)
								(11,008.29)	6,136
								Adjustment	(4,119)
								307.2	0

Account	Description	Year/Month	Plant Balance	A/D					
252.3315	CIAC - Electric Pump Equipment - Source of Supply	2005	(2,565)	385					
252.3315	CIAC - Electric Pump Equipment - Source of Supply	2006	(2,565)	513					
252.3315	CIAC - Electric Pump Equipment - Source of Supply	Jan-07	(2,565)	524					
252.3315	CIAC - Electric Pump Equipment - Source of Supply	Feb-07	(2,565)	534					
252.3315	CIAC - Electric Pump Equipment - Source of Supply	Mar-07	(2,565)	545					
252.3315	CIAC - Electric Pump Equipment - Source of Supply	Apr-07	(2,565)	556					
252.3315	CIAC - Electric Pump Equipment - Source of Supply	May-07	(2,565)	566					
252.3315	CIAC - Electric Pump Equipment - Source of Supply	Jun-07	(2,565)	577					
252.3315	CIAC - Electric Pump Equipment - Source of Supply	Jul-07	(2,565)	588					
252.3315	CIAC - Electric Pump Equipment - Source of Supply	Aug-07	(2,565)	599					
252.3315	CIAC - Electric Pump Equipment - Source of Supply	Sep-07	(2,565)	609					
252.3315	CIAC - Electric Pump Equipment - Source of Supply	Oct-07	(2,565)	620					
252.3315	CIAC - Electric Pump Equipment - Source of Supply	Nov-07	(2,565)	631					
252.3315	CIAC - Electric Pump Equipment - Source of Supply	Dec-07	(2,565)	641					
252.3315	CIAC - Electric Pump Equipment - Source of Supply	Jan-08	(2,565)	652					
252.3315	CIAC - Electric Pump Equipment - Source of Supply	Feb-08	(2,565)	663					
252.3315	CIAC - Electric Pump Equipment - Source of Supply	Mar-08	(2,565)	673					
252.3315	CIAC - Electric Pump Equipment - Source of Supply	Apr-08	(2,565)	684					
252.3315	CIAC - Electric Pump Equipment - Source of Supply	May-08	(2,565)	695					
252.3315	CIAC - Electric Pump Equipment - Source of Supply	Jun-08	(2,565)	705					
252.3315	CIAC - Electric Pump Equipment - Source of Supply	Jul-08	(2,565)	716					
252.3315	CIAC - Electric Pump Equipment - Source of Supply	Aug-08	(2,565)	727					
252.3315	CIAC - Electric Pump Equipment - Source of Supply	Sep-08	(2,565)	737					
252.3315	CIAC - Electric Pump Equipment - Source of Supply	Oct-08	(2,565)	748					
252.3315	CIAC - Electric Pump Equipment - Source of Supply	Nov-08	(2,565)	759			Plant	A/D	Dep Exp
252.3315	CIAC - Electric Pump Equipment - Source of Supply	Dec-08	(2,565)	770	13-Month Average Restated:	(2,564.95)	705		(128)
					13-Month Average Per Books:	(2,564.95)	1,665		(128)
					Adjustment	-	(960)		0
					311.2				

Account	Description	Year/Month	Plant Balance	A/D						
252.3330	CIAC - Water Treatment Equipment	2005	(4,599)	628						
252.3330	CIAC - Water Treatment Equipment	2006	(4,599)	837						
252.3330	CIAC - Water Treatment Equipment	Jan-07	(4,599)	854						
252.3330	CIAC - Water Treatment Equipment	Feb-07	(4,599)	872						
252.3330	CIAC - Water Treatment Equipment	Mar-07	(4,599)	889						
252.3330	CIAC - Water Treatment Equipment	Apr-07	(4,599)	906						
252.3330	CIAC - Water Treatment Equipment	May-07	(4,599)	924						
252.3330	CIAC - Water Treatment Equipment	Jun-07	(4,599)	941						
252.3330	CIAC - Water Treatment Equipment	Jul-07	(4,599)	959						
252.3330	CIAC - Water Treatment Equipment	Aug-07	(4,599)	976						
252.3330	CIAC - Water Treatment Equipment	Sep-07	(4,599)	993						
252.3330	CIAC - Water Treatment Equipment	Oct-07	(4,599)	1,011						
252.3330	CIAC - Water Treatment Equipment	Nov-07	(4,599)	1,028						
252.3330	CIAC - Water Treatment Equipment	Dec-07	(4,599)	1,046						
252.3330	CIAC - Water Treatment Equipment	Jan-08	(4,599)	1,063						
252.3330	CIAC - Water Treatment Equipment	Feb-08	(4,599)	1,081						
252.3330	CIAC - Water Treatment Equipment	Mar-08	(4,599)	1,098						
252.3330	CIAC - Water Treatment Equipment	Apr-08	(4,599)	1,115						
252.3330	CIAC - Water Treatment Equipment	May-08	(4,599)	1,133						
252.3330	CIAC - Water Treatment Equipment	Jun-08	(4,599)	1,150						
252.3330	CIAC - Water Treatment Equipment	Jul-08	(4,599)	1,168						
252.3330	CIAC - Water Treatment Equipment	Aug-08	(4,599)	1,185						
252.3330	CIAC - Water Treatment Equipment	Sep-08	(4,599)	1,203						
252.3330	CIAC - Water Treatment Equipment	Oct-08	(4,599)	1,220						
252.3330	CIAC - Water Treatment Equipment	Nov-08	(4,599)	1,237				Plant	A/D	Dep Exp
252.3330	CIAC - Water Treatment Equipment	Dec-08	(4,599)	1,255		13-Month Average Restated:	(4,599.16)		1,150	(209)
						13-Month Average Per Books:	(4,599.16)		2,709	(144)
						Adjustment	-		(1,558)	(65)
						320.3				

Account	Description	Year/Month	Plant Balance	A/D					
252.3335	CIAC - Distribution Reservoirs & Standpipes	2005	(12,344)	1,000					
252.3335	CIAC - Distribution Reservoirs & Standpipes	2006	(12,344)	1,334					
252.3335	CIAC - Distribution Reservoirs & Standpipes	Jan-07	(12,344)	1,362					
252.3335	CIAC - Distribution Reservoirs & Standpipes	Feb-07	(12,344)	1,389					
252.3335	CIAC - Distribution Reservoirs & Standpipes	Mar-07	(12,344)	1,417					
252.3335	CIAC - Distribution Reservoirs & Standpipes	Apr-07	(12,344)	1,445					
252.3335	CIAC - Distribution Reservoirs & Standpipes	May-07	(12,344)	1,473					
252.3335	CIAC - Distribution Reservoirs & Standpipes	Jun-07	(12,344)	1,501					
252.3335	CIAC - Distribution Reservoirs & Standpipes	Jul-07	(12,344)	1,528					
252.3335	CIAC - Distribution Reservoirs & Standpipes	Aug-07	(12,344)	1,556					
252.3335	CIAC - Distribution Reservoirs & Standpipes	Sep-07	(12,344)	1,584					
252.3335	CIAC - Distribution Reservoirs & Standpipes	Oct-07	(12,344)	1,612					
252.3335	CIAC - Distribution Reservoirs & Standpipes	Nov-07	(12,344)	1,640					
252.3335	CIAC - Distribution Reservoirs & Standpipes	Dec-07	(12,344)	1,667					
252.3335	CIAC - Distribution Reservoirs & Standpipes	Jan-08	(12,344)	1,695					
252.3335	CIAC - Distribution Reservoirs & Standpipes	Feb-08	(12,344)	1,723					
252.3335	CIAC - Distribution Reservoirs & Standpipes	Mar-08	(12,344)	1,751					
252.3335	CIAC - Distribution Reservoirs & Standpipes	Apr-08	(12,344)	1,779					
252.3335	CIAC - Distribution Reservoirs & Standpipes	May-08	(12,344)	1,806					
252.3335	CIAC - Distribution Reservoirs & Standpipes	Jun-08	(12,344)	1,834					
252.3335	CIAC - Distribution Reservoirs & Standpipes	Jul-08	(12,344)	1,862					
252.3335	CIAC - Distribution Reservoirs & Standpipes	Aug-08	(12,344)	1,890					
252.3335	CIAC - Distribution Reservoirs & Standpipes	Sep-08	(12,344)	1,918					
252.3335	CIAC - Distribution Reservoirs & Standpipes	Oct-08	(12,344)	1,945					
252.3335	CIAC - Distribution Reservoirs & Standpipes	Nov-08	(12,344)	1,973			Plant	A/D	Dep Exp
252.3335	CIAC - Distribution Reservoirs & Standpipes	Dec-08	(12,344)	2,001		13-Month Average Restated:	(12,344.43)	1,834	(334)
						13-Month Average Per Books:	(12,344.43)	7,022	(561)
						Adjustment	-	(5,188)	227
						330.4			

Account	Description	Year/Month	Plant Balance	A/D					
252.3340	CIAC - Transmission & Distribution Mains	2005	(66,971)	4,678					
252.3340	CIAC - Transmission & Distribution Mains	2006	(66,971)	6,236					
252.3340	CIAC - Transmission & Distribution Mains	Jan-07	(66,971)	6,365					
252.3340	CIAC - Transmission & Distribution Mains	Feb-07	(66,971)	6,495					
252.3340	CIAC - Transmission & Distribution Mains	Mar-07	(66,971)	6,625					
252.3340	CIAC - Transmission & Distribution Mains	Apr-07	(66,971)	6,755					
252.3340	CIAC - Transmission & Distribution Mains	May-07	(66,971)	6,885					
252.3340	CIAC - Transmission & Distribution Mains	Jun-07	(66,971)	7,014					
252.3340	CIAC - Transmission & Distribution Mains	Jul-07	(66,971)	7,144					
252.3340	CIAC - Transmission & Distribution Mains	Aug-07	(66,971)	7,274					
252.3340	CIAC - Transmission & Distribution Mains	Sep-07	(66,971)	7,404					
252.3340	CIAC - Transmission & Distribution Mains	Oct-07	(66,971)	7,534					
252.3340	CIAC - Transmission & Distribution Mains	Nov-07	(66,971)	7,663					
252.3340	CIAC - Transmission & Distribution Mains	Dec-07	(66,971)	7,793					
252.3340	CIAC - Transmission & Distribution Mains	Jan-08	(66,971)	7,923					
252.3340	CIAC - Transmission & Distribution Mains	Feb-08	(66,971)	8,053					
252.3340	CIAC - Transmission & Distribution Mains	Mar-08	(66,971)	8,182					
252.3340	CIAC - Transmission & Distribution Mains	Apr-08	(66,971)	8,312					
252.3340	CIAC - Transmission & Distribution Mains	May-08	(66,971)	8,442					
252.3340	CIAC - Transmission & Distribution Mains	Jun-08	(66,971)	8,572					
252.3340	CIAC - Transmission & Distribution Mains	Jul-08	(66,971)	8,702					
252.3340	CIAC - Transmission & Distribution Mains	Aug-08	(66,971)	8,831					
252.3340	CIAC - Transmission & Distribution Mains	Sep-08	(66,971)	8,961					
252.3340	CIAC - Transmission & Distribution Mains	Oct-08	(66,971)	9,091					
252.3340	CIAC - Transmission & Distribution Mains	Nov-08	(66,971)	9,221			Plant	A/D	Dep Exp
252.3340	CIAC - Transmission & Distribution Mains	Dec-08	(66,971)	9,351	13-Month Average Restated:	(66,970.51)	8,572	(1,557)	
					13-Month Average Per Books:	(66,970.51)	34,259	(1,810)	
					Adjustment	-	(25,687)	253	
					331.4				

Account	Description	Year/Month	Plant Balance	A/D					
252.3345	CIAC - Service Lines	2005	(32,440)	2,433					
252.3345	CIAC - Service Lines	2006	(32,440)	3,514					
252.3345	CIAC - Service Lines	Jan-07	(32,440)	3,604					
252.3345	CIAC - Service Lines	Feb-07	(32,440)	3,694					
252.3345	CIAC - Service Lines	Mar-07	(32,440)	3,785					
252.3345	CIAC - Service Lines	Apr-07	(32,440)	3,875					
252.3345	CIAC - Service Lines	May-07	(32,440)	3,965					
252.3345	CIAC - Service Lines	Jun-07	(32,440)	4,055					
252.3345	CIAC - Service Lines	Jul-07	(32,440)	4,145					
252.3345	CIAC - Service Lines	Aug-07	(32,440)	4,235					
252.3345	CIAC - Service Lines	Sep-07	(32,440)	4,325					
252.3345	CIAC - Service Lines	Oct-07	(32,440)	4,415					
252.3345	CIAC - Service Lines	Nov-07	(32,440)	4,505					
252.3345	CIAC - Service Lines	Dec-07	(32,440)	4,596					
252.3345	CIAC - Service Lines	Jan-08	(32,440)	4,686					
252.3345	CIAC - Service Lines	Feb-08	(32,440)	4,776					
252.3345	CIAC - Service Lines	Mar-08	(32,440)	4,866					
252.3345	CIAC - Service Lines	Apr-08	(32,440)	4,956					
252.3345	CIAC - Service Lines	May-08	(32,440)	5,046					
252.3345	CIAC - Service Lines	Jun-08	(32,440)	5,136					
252.3345	CIAC - Service Lines	Jul-08	(32,440)	5,226					
252.3345	CIAC - Service Lines	Aug-08	(32,440)	5,316					
252.3345	CIAC - Service Lines	Sep-08	(32,440)	5,407					
252.3345	CIAC - Service Lines	Oct-08	(32,440)	5,497					
252.3345	CIAC - Service Lines	Nov-08	(32,440)	5,587					
252.3345	CIAC - Service Lines	Dec-08	(32,440)	5,677					
					13-Month Average Restated:	Plant	A/D	Dep Exp	
					13-Month Average Per Books:	(32,440.25)	5,136	(811)	
						(32,440.25)	16,598	(811)	
					Adjustment	-	(11,462)	(0)	
					333.4				

<u>Account</u>	<u>Description</u>	<u>Year/Month</u>	<u>Plant Balance</u>	<u>A/D</u>					
252.3350	CIAC - Meters	2005	(5,076)	761					
252.3350	CIAC - Meters	2006	(5,076)	1,015					
252.3350	CIAC - Meters	Jan-07	(5,076)	1,036					
252.3350	CIAC - Meters	Feb-07	(5,076)	1,058					
252.3350	CIAC - Meters	Mar-07	(5,076)	1,079					
252.3350	CIAC - Meters	Apr-07	(5,076)	1,100					
252.3350	CIAC - Meters	May-07	(5,076)	1,121					
252.3350	CIAC - Meters	Jun-07	(5,076)	1,142					
252.3350	CIAC - Meters	Jul-07	(5,076)	1,163					
252.3350	CIAC - Meters	Aug-07	(5,076)	1,184					
252.3350	CIAC - Meters	Sep-07	(5,076)	1,206					
252.3350	CIAC - Meters	Oct-07	(5,076)	1,227					
252.3350	CIAC - Meters	Nov-07	(5,076)	1,248					
252.3350	CIAC - Meters	Dec-07	(5,076)	1,269					
252.3350	CIAC - Meters	Jan-08	(5,076)	1,290					
252.3350	CIAC - Meters	Feb-08	(5,076)	1,311					
252.3350	CIAC - Meters	Mar-08	(5,076)	1,332					
252.3350	CIAC - Meters	Apr-08	(5,076)	1,354					
252.3350	CIAC - Meters	May-08	(5,076)	1,375					
252.3350	CIAC - Meters	Jun-08	(5,076)	1,396					
252.3350	CIAC - Meters	Jul-08	(5,076)	1,417					
252.3350	CIAC - Meters	Aug-08	(5,076)	1,438					
252.3350	CIAC - Meters	Sep-08	(5,076)	1,459					
252.3350	CIAC - Meters	Oct-08	(5,076)	1,481					
252.3350	CIAC - Meters	Nov-08	(5,076)	1,502			Plant	A/D	Dep Exp
252.3350	CIAC - Meters	Dec-08	(5,076)	1,523		13-Month Average Restated	(5,076.07)	1,396	(254)
						13-Month Average Per Books	(5,076.07)	3,295	(254)
						Adjustment	-	(1,899)	(0)
						334.4			



Account	Description	Year/Month	Plant Balance	A/D					
252.3355	CIAC - Meter Installations	2005	(167)	25					
252.3355	CIAC - Meter Installations	2006	(167)	34					
252.3355	CIAC - Meter Installations	Jan-07	(167)	34					
252.3355	CIAC - Meter Installations	Feb-07	(167)	35					
252.3355	CIAC - Meter Installations	Mar-07	(167)	36					
252.3355	CIAC - Meter Installations	Apr-07	(167)	36					
252.3355	CIAC - Meter Installations	May-07	(167)	37					
252.3355	CIAC - Meter Installations	Jun-07	(167)	38					
252.3355	CIAC - Meter Installations	Jul-07	(167)	38					
252.3355	CIAC - Meter Installations	Aug-07	(167)	39					
252.3355	CIAC - Meter Installations	Sep-07	(167)	40					
252.3355	CIAC - Meter Installations	Oct-07	(167)	40					
252.3355	CIAC - Meter Installations	Nov-07	(167)	41					
252.3355	CIAC - Meter Installations	Dec-07	(167)	42					
252.3355	CIAC - Meter Installations	Jan-08	(167)	43					
252.3355	CIAC - Meter Installations	Feb-08	(167)	43					
252.3355	CIAC - Meter Installations	Mar-08	(167)	44					
252.3355	CIAC - Meter Installations	Apr-08	(167)	45					
252.3355	CIAC - Meter Installations	May-08	(167)	45					
252.3355	CIAC - Meter Installations	Jun-08	(167)	46					
252.3355	CIAC - Meter Installations	Jul-08	(167)	47					
252.3355	CIAC - Meter Installations	Aug-08	(167)	47					
252.3355	CIAC - Meter Installations	Sep-08	(167)	48					
252.3355	CIAC - Meter Installations	Oct-08	(167)	49					
252.3355	CIAC - Meter Installations	Nov-08	(167)	50			Plant	A/D	Dep Exp
252.3355	CIAC - Meter Installations	Dec-08	(167)	50	13-Month Average Restated:	(167.05)	46	(8)	
					13-Month Average Per Books:	(167.05)	109	(8)	
					Adjustment	-	(63)	0	
					334.4				

Account	Description	Year/Month	Plant Balance	A/D					
252.3360	CIAC - Hydrants	2005	(596)	40					
252.3360	CIAC - Hydrants	2006	(596)	53					
252.3360	CIAC - Hydrants	Jan-07	(596)	54					
252.3360	CIAC - Hydrants	Feb-07	(596)	55					
252.3360	CIAC - Hydrants	Mar-07	(596)	56					
252.3360	CIAC - Hydrants	Apr-07	(596)	57					
252.3360	CIAC - Hydrants	May-07	(596)	58					
252.3360	CIAC - Hydrants	Jun-07	(596)	59					
252.3360	CIAC - Hydrants	Jul-07	(596)	61					
252.3360	CIAC - Hydrants	Aug-07	(596)	62					
252.3360	CIAC - Hydrants	Sep-07	(596)	63					
252.3360	CIAC - Hydrants	Oct-07	(596)	64					
252.3360	CIAC - Hydrants	Nov-07	(596)	65					
252.3360	CIAC - Hydrants	Dec-07	(596)	66					
252.3360	CIAC - Hydrants	Jan-08	(596)	67					
252.3360	CIAC - Hydrants	Feb-08	(596)	68					
252.3360	CIAC - Hydrants	Mar-08	(596)	69					
252.3360	CIAC - Hydrants	Apr-08	(596)	71					
252.3360	CIAC - Hydrants	May-08	(596)	72					
252.3360	CIAC - Hydrants	Jun-08	(596)	73					
252.3360	CIAC - Hydrants	Jul-08	(596)	74					
252.3360	CIAC - Hydrants	Aug-08	(596)	75					
252.3360	CIAC - Hydrants	Sep-08	(596)	76					
252.3360	CIAC - Hydrants	Oct-08	(596)	77					
252.3360	CIAC - Hydrants	Nov-08	(596)	78					
252.3360	CIAC - Hydrants	Dec-08	(596)	79					
					13-Month Average Restated:	Plant	A/D	Dep Exp	
					13-Month Average Per Books:	(595.79)	73	(13)	
						(595.79)	296	(13)	
						Adjustment	-	(223)	(0)
						335.4			

Account	Description	Year/Month	Plant Balance	A/D					
252.3430	CIAC - Other Tangible Plant - Water	2005	-	-					
252.3430	CIAC - Other Tangible Plant - Water	2006	-	-					
252.3430	CIAC - Other Tangible Plant - Water	Jan-07	-	-					
252.3430	CIAC - Other Tangible Plant - Water	Feb-07	-	-					
252.3430	CIAC - Other Tangible Plant - Water	Mar-07	-	-					
252.3430	CIAC - Other Tangible Plant - Water	Apr-07	-	-					
252.3430	CIAC - Other Tangible Plant - Water	May-07	-	-					
252.3430	CIAC - Other Tangible Plant - Water	Jun-07	-	-					
252.3430	CIAC - Other Tangible Plant - Water	Jul-07	-	-					
252.3430	CIAC - Other Tangible Plant - Water	Aug-07	-	-					
252.3430	CIAC - Other Tangible Plant - Water	Sep-07	-	-					
252.3430	CIAC - Other Tangible Plant - Water	Oct-07	-	-					
252.3430	CIAC - Other Tangible Plant - Water	Nov-07	-	-					
252.3430	CIAC - Other Tangible Plant - Water	Dec-07	-	-					
252.3430	CIAC - Other Tangible Plant - Water	Jan-08	-	-					
252.3430	CIAC - Other Tangible Plant - Water	Feb-08	-	-					
252.3430	CIAC - Other Tangible Plant - Water	Mar-08	-	-					
252.3430	CIAC - Other Tangible Plant - Water	Apr-08	-	-					
252.3430	CIAC - Other Tangible Plant - Water	May-08	-	-					
252.3430	CIAC - Other Tangible Plant - Water	Jun-08	-	-					
252.3430	CIAC - Other Tangible Plant - Water	Jul-08	-	-					
252.3430	CIAC - Other Tangible Plant - Water	Aug-08	-	-					
252.3430	CIAC - Other Tangible Plant - Water	Sep-08	-	-					
252.3430	CIAC - Other Tangible Plant - Water	Oct-08	-	-					
252.3430	CIAC - Other Tangible Plant - Water	Nov-08	-	-			Plant	A/D	Dep Exp
252.3430	CIAC - Other Tangible Plant - Water	Dec-08	-	-		13-Month Average Restated:	-	-	-
						13-Month Average Per Books:	(907.01)	373	(23)
						Adjustment	907.01	(373)	23
						348.5			

Account	Description	Year/Month	Plant Balance	A/D				
252.3435	CIAC - Water Tap	2005	(907)	48,958				
252.3435	CIAC - Water Tap	2006	(907)	48,958				
252.3435	CIAC - Water Tap	Jan-07	(907)	48,958				
252.3435	CIAC - Water Tap	Feb-07	(907)	48,958				
252.3435	CIAC - Water Tap	Mar-07	(907)	48,958				
252.3435	CIAC - Water Tap	Apr-07	(907)	48,958				
252.3435	CIAC - Water Tap	May-07	(907)	48,958				
252.3435	CIAC - Water Tap	Jun-07	(907)	48,958				
252.3435	CIAC - Water Tap	Jul-07	(907)	48,958				
252.3435	CIAC - Water Tap	Aug-07	(907)	48,958				
252.3435	CIAC - Water Tap	Sep-07	(907)	48,958				
252.3435	CIAC - Water Tap	Oct-07	(907)	48,958				
252.3435	CIAC - Water Tap	Nov-07	(907)	48,958				
252.3435	CIAC - Water Tap	Dec-07	(907)	48,958				
252.3435	CIAC - Water Tap	Jan-08	(907)	48,958				
252.3435	CIAC - Water Tap	Feb-08	(907)	48,958				
252.3435	CIAC - Water Tap	Mar-08	(907)	48,958				
252.3435	CIAC - Water Tap	Apr-08	(907)	48,958				
252.3435	CIAC - Water Tap	May-08	(907)	48,958				
252.3435	CIAC - Water Tap	Jun-08	(907)	48,958				
252.3435	CIAC - Water Tap	Jul-08	(907)	48,958				
252.3435	CIAC - Water Tap	Aug-08	(907)	48,958				
252.3435	CIAC - Water Tap	Sep-08	(907)	48,958				
252.3435	CIAC - Water Tap	Oct-08	(907)	48,958				
252.3435	CIAC - Water Tap	Nov-08	(907)	48,958				
252.3435	CIAC - Water Tap	Dec-08	(907)	48,958				
					13-Month Average Restated:	Plant	A/D	Dep Exp
					13-Month Average Per Books:	(907.01)	48,958	-
					Adjustment	-	-	-
					333.4	(907.01)	48,958	-

UTILITIES, INC. OF FLORIDA - SEMINOLE COUNTY			TOTAL ERCs	WATER ERCs	SEWER ERCs
<b>WATER SUMMARY/WASTEWATER SUMMARY</b>			4,036.0	2,630.5	1,405.5
<b>ROLLFORWARD OF PLANT AND A/D</b>			100.0000%	65.1759%	34.8241%
<b>ROLLFORWARD OF CIAC AND A/A</b>					
<b>2006 - 2008</b>			----- 2006 - 2008 -----		---2009---
	Plant	A/D	Dep Exp		A/D
<b>Water UPIS</b>	(1,317,522)	640,682	(18,178)		(120,060)
<b>Plus: Allocation of Computers/Transportation</b>	(928,081)	517,178	-		
Less: Water General Plant Accounts to Wastewater	(364,724)	126,216	(1,643)		(285)
Plus: Gen Plant from Wastewater General Plant Accounts	(257,425)	104,386	(4,357)		(23)
Rounding	(1)	(1)			
<b>Total Adjustments to Water</b>	<b>(2,138,305)</b>	<b>1,136,029</b>	<b>(20,892)</b>		<b>(119,798)</b>
	Plant	A/D	Dep Exp		A/D
<b>Wastewater UPIS</b>	38,223	80,384	(5,532)		(81,460)
<b>Plus: Allocation of Computers/Transportation</b>	(495,882)	276,333	-		
Plus: Gen Plant from Water General Plant Accounts	(364,724)	126,216	(1,643)		(285)
Less: Wastewater General Plant Accounts to Water	(257,425)	104,386	(4,357)		(23)
Rounding	1		(1)		
<b>Total Adjustments to Wastewater</b>	<b>(564,957)</b>	<b>378,548</b>	<b>(2,819)</b>		<b>(81,722)</b>
	Plant	A/D	Dep Exp		A/D
<b>Computer/Transportation UPIS</b>	(1,423,963)	793,511	-		
<b>Less:</b>					
<b>Allocated to Water Plant</b>	(928,081)	517,178	-		
<b>Allocated to Wastewater Plant</b>	(495,882)	276,333	-		
	-	-	-		-
	Plant	A/A	Dep Exp		A/A
<b>Water CIAC</b>	3,888	28,882	(7,463)		32,737
	Plant	A/A	Dep Exp		A/A
<b>Wastewater CIAC</b>	1,795	(13,569)	(890)		15,998
Rounding			1		
	1,795	(13,569)	(889)		15,998

UTILITIES, INC. OF FLORIDA - SEMINOLE COUNTY						TOTAL	WATER ERCs	SEWER ERCs		
<b>ROLLFORWARD OF PLANT AND A/D</b>						4,036.0	2,630.5	1,405.5		
<b>ROLLFORWARD OF CIAC AND A/A</b>						100.0000%	87.1010%	12.8990%		
<b>2006 - 2008</b>										
Row #	Account	Description	Year/Month	Plant Balance	A/D					
6	252.1020	Organization - Seminole County Only	2005	46,654	(47,111)					
7	252.1020	Organization - Seminole County Only	2006	46,654	(48,277)					
8	252.1020	Organization - Seminole County Only	Jan-07	46,654	(48,374)					
9	252.1020	Organization - Seminole County Only	Feb-07	46,654	(48,472)					
10	252.1020	Organization - Seminole County Only	Mar-07	46,654	(48,569)					
11	252.1020	Organization - Seminole County Only	Apr-07	46,654	(48,666)					
12	252.1020	Organization - Seminole County Only	May-07	46,654	(48,763)					
13	252.1020	Organization - Seminole County Only	Jun-07	46,654	(48,860)					
14	252.1020	Organization - Seminole County Only	Jul-07	46,654	(48,958)					
15	252.1020	Organization - Seminole County Only	Aug-07	46,654	(49,055)					
16	252.1020	Organization - Seminole County Only	Sep-07	46,654	(49,152)					
17	252.1020	Organization - Seminole County Only	Oct-07	46,654	(49,249)					
18	252.1020	Organization - Seminole County Only	Nov-07	46,654	(49,346)					
19	252.1020	Organization - Seminole County Only	Dec-07	46,654	(49,444)					
20	252.1020	Organization - Seminole County Only	Jan-08	61,334	(49,571)					
21	252.1020	Organization - Seminole County Only	Feb-08	61,334	(49,699)					
22	252.1020	Organization - Seminole County Only	Mar-08	61,334	(49,827)					
23	252.1020	Organization - Seminole County Only	Apr-08	61,334	(49,955)					
24	252.1020	Organization - Seminole County Only	May-08	61,334	(50,082)					
25	252.1020	Organization - Seminole County Only	Jun-08	61,334	(50,210)					
26	252.1020	Organization - Seminole County Only	Jul-08	61,334	(50,338)					
27	252.1020	Organization - Seminole County Only	Aug-08	61,334	(50,466)					
28	252.1020	Organization - Seminole County Only	Sep-08	61,334	(50,594)					
29	252.1020	Organization - Seminole County Only	Oct-08	61,334	(50,721)					
30	252.1020	Organization - Seminole County Only	Nov-08	61,334	(50,849)			Plant	A/D	Dep Exp
31	252.1020	Organization - Seminole County Only	Dec-08	61,334	(50,977)	13-Month Average Restated		60,205	(50,210)	1,533
32						13-Month Average Per Books		60,059	65,322	1,239
33							Adjustment	146	(115,533)	294
34							301.1			
35										

36	Account	Description	Year/Month	Plant Balance	A/D						
37	252.1020	Organization - UIF Allocation	2005	3,667	(500)						
38	252.1020	Organization - UIF Allocation	2006	3,667	(591)						
39	252.1020	Organization - UIF Allocation	Jan-07	3,667	(599)						
40	252.1020	Organization - UIF Allocation	Feb-07	3,667	(607)						
41	252.1020	Organization - UIF Allocation	Mar-07	3,667	(614)						
42	252.1020	Organization - UIF Allocation	Apr-07	3,667	(622)						
43	252.1020	Organization - UIF Allocation	May-07	3,667	(629)						
44	252.1020	Organization - UIF Allocation	Jun-07	3,667	(637)						
45	252.1020	Organization - UIF Allocation	Jul-07	3,667	(645)						
46	252.1020	Organization - UIF Allocation	Aug-07	3,667	(652)						
47	252.1020	Organization - UIF Allocation	Sep-07	3,667	(660)						
48	252.1020	Organization - UIF Allocation	Oct-07	3,667	(668)						
49	252.1020	Organization - UIF Allocation	Nov-07	3,667	(675)						
50	252.1020	Organization - UIF Allocation	Dec-07	3,667	(683)						
51	252.1020	Organization - UIF Allocation	Jan-08	3,667	(691)						
52	252.1020	Organization - UIF Allocation	Feb-08	3,667	(698)						
53	252.1020	Organization - UIF Allocation	Mar-08	3,667	(706)						
54	252.1020	Organization - UIF Allocation	Apr-08	3,667	(713)						
55	252.1020	Organization - UIF Allocation	May-08	3,667	(721)						
56	252.1020	Organization - UIF Allocation	Jun-08	3,667	(729)						
57	252.1020	Organization - UIF Allocation	Jul-08	3,667	(736)						
58	252.1020	Organization - UIF Allocation	Aug-08	3,667	(744)						
59	252.1020	Organization - UIF Allocation	Sep-08	3,667	(752)						
60	252.1020	Organization - UIF Allocation	Oct-08	3,667	(759)						
61	252.1020	Organization - UIF Allocation	Nov-08	3,667	(767)						
62	252.1020	Organization - UIF Allocation	Dec-08	3,667	(775)						
63											
64											
65											
66											
67											
							Plant	A/D	Dep Exp		
13-Month Average Restated							3,667	(729)			
13-Month Average Per Books							-	-			
Adjustment							3,667	(729)		-	
<b>SEE "UIF ALLOCATION" TAB FOR ACTUAL ADJUSTMENT</b>											

68	Account	Description	Year/Month	Plant Balance	A/D						
69	252.1025	Franchises - Seminole County Only	2005	799	-						
70	252.1025	Franchises - Seminole County Only	2006	799	(20)						
71	252.1025	Franchises - Seminole County Only	Jan-07	799	(22)						
72	252.1025	Franchises - Seminole County Only	Feb-07	799	(23)						
73	252.1025	Franchises - Seminole County Only	Mar-07	799	(25)						
74	252.1025	Franchises - Seminole County Only	Apr-07	799	(27)						
75	252.1025	Franchises - Seminole County Only	May-07	799	(28)						
76	252.1025	Franchises - Seminole County Only	Jun-07	799	(30)						
77	252.1025	Franchises - Seminole County Only	Jul-07	799	(32)						
78	252.1025	Franchises - Seminole County Only	Aug-07	799	(33)						
79	252.1025	Franchises - Seminole County Only	Sep-07	799	(35)						
80	252.1025	Franchises - Seminole County Only	Oct-07	799	(37)						
81	252.1025	Franchises - Seminole County Only	Nov-07	799	(38)						
82	252.1025	Franchises - Seminole County Only	Dec-07	799	(40)						
83	252.1025	Franchises - Seminole County Only	Jan-08	799	(42)						
84	252.1025	Franchises - Seminole County Only	Feb-08	799	(43)						
85	252.1025	Franchises - Seminole County Only	Mar-08	799	(45)						
86	252.1025	Franchises - Seminole County Only	Apr-08	799	(47)						
87	252.1025	Franchises - Seminole County Only	May-08	799	(48)						
88	252.1025	Franchises - Seminole County Only	Jun-08	799	(50)						
89	252.1025	Franchises - Seminole County Only	Jul-08	799	(52)						
90	252.1025	Franchises - Seminole County Only	Aug-08	799	(53)						
91	252.1025	Franchises - Seminole County Only	Sep-08	1,250	(56)						
92	252.1025	Franchises - Seminole County Only	Oct-08	1,250	(58)						
93	252.1025	Franchises - Seminole County Only	Nov-08	1,250	(61)			Plant	A/D	Dep Exp	
94	252.1025	Franchises - Seminole County Only	Dec-08	1,250	(64)			13-Month Average Restated	938	(51)	24
95								13-Month Average Per Books	9,686	(104)	14
96								Adjustment	(8,748)	53	10
97								302.1			





131	Account	Description	Year/Month	Plant Balance	A/D				
132	252.1030	Land & Land Rights - Source of Supply	2005	16,265	-				
133	252.1030	Land & Land Rights - Source of Supply	2006	16,265	-				
134	252.1030	Land & Land Rights - Source of Supply	Jan-07	16,265	-				
135	252.1030	Land & Land Rights - Source of Supply	Feb-07	16,265	-				
136	252.1030	Land & Land Rights - Source of Supply	Mar-07	16,265	-				
137	252.1030	Land & Land Rights - Source of Supply	Apr-07	16,265	-				
138	252.1030	Land & Land Rights - Source of Supply	May-07	16,265	-				
139	252.1030	Land & Land Rights - Source of Supply	Jun-07	16,265	-				
140	252.1030	Land & Land Rights - Source of Supply	Jul-07	16,265	-				
141	252.1030	Land & Land Rights - Source of Supply	Aug-07	18,544	-				
142	252.1030	Land & Land Rights - Source of Supply	Sep-07	18,544	-				
143	252.1030	Land & Land Rights - Source of Supply	Oct-07	18,544	-				
144	252.1030	Land & Land Rights - Source of Supply	Nov-07	18,544	-				
145	252.1030	Land & Land Rights - Source of Supply	Dec-07	18,544	-				
146	252.1030	Land & Land Rights - Source of Supply	Jan-08	18,544	-				
147	252.1030	Land & Land Rights - Source of Supply	Feb-08	18,544	-				
148	252.1030	Land & Land Rights - Source of Supply	Mar-08	18,544	-				
149	252.1030	Land & Land Rights - Source of Supply	Apr-08	18,544	-				
150	252.1030	Land & Land Rights - Source of Supply	May-08	18,544	-				
151	252.1030	Land & Land Rights - Source of Supply	Jun-08	18,563	-				
152	252.1030	Land & Land Rights - Source of Supply	Jul-08	18,563	-				
153	252.1030	Land & Land Rights - Source of Supply	Aug-08	18,563	-				
154	252.1030	Land & Land Rights - Source of Supply	Sep-08	18,563	-				
155	252.1030	Land & Land Rights - Source of Supply	Oct-08	18,563	-				
156	252.1030	Land & Land Rights - Source of Supply	Nov-08	18,563	-			Plant	
157	252.1030	Land & Land Rights - Source of Supply	Dec-08	18,563	-		13-Month Average Restated	18,554	
158							13-Month Average Per Books	(17,298)	
159							Adjustment	35,852	
160							303.2		
161									

162	Account	Description	Year/Month	Plant Balance	A/D				
163	252.1040	Land & Land Rights - Transmission & Distribution	2005	246	-				
164	252.1040	Land & Land Rights - Transmission & Distribution	2006	246	-				
165	252.1040	Land & Land Rights - Transmission & Distribution	Jan-07	246	-				
166	252.1040	Land & Land Rights - Transmission & Distribution	Feb-07	246	-				
167	252.1040	Land & Land Rights - Transmission & Distribution	Mar-07	246	-				
168	252.1040	Land & Land Rights - Transmission & Distribution	Apr-07	246	-				
169	252.1040	Land & Land Rights - Transmission & Distribution	May-07	246	-				
170	252.1040	Land & Land Rights - Transmission & Distribution	Jun-07	246	-				
171	252.1040	Land & Land Rights - Transmission & Distribution	Jul-07	246	-				
172	252.1040	Land & Land Rights - Transmission & Distribution	Aug-07	246	-				
173	252.1040	Land & Land Rights - Transmission & Distribution	Sep-07	246	-				
174	252.1040	Land & Land Rights - Transmission & Distribution	Oct-07	246	-				
175	252.1040	Land & Land Rights - Transmission & Distribution	Nov-07	246	-				
176	252.1040	Land & Land Rights - Transmission & Distribution	Dec-07	246	-				
177	252.1040	Land & Land Rights - Transmission & Distribution	Jan-08	246	-				
178	252.1040	Land & Land Rights - Transmission & Distribution	Feb-08	246	-				
179	252.1040	Land & Land Rights - Transmission & Distribution	Mar-08	246	-				
180	252.1040	Land & Land Rights - Transmission & Distribution	Apr-08	246	-				
181	252.1040	Land & Land Rights - Transmission & Distribution	May-08	246	-				
182	252.1040	Land & Land Rights - Transmission & Distribution	Jun-08	246	-				
183	252.1040	Land & Land Rights - Transmission & Distribution	Jul-08	246	-				
184	252.1040	Land & Land Rights - Transmission & Distribution	Aug-08	246	-				
185	252.1040	Land & Land Rights - Transmission & Distribution	Sep-08	246	-				
186	252.1040	Land & Land Rights - Transmission & Distribution	Oct-08	246	-				
187	252.1040	Land & Land Rights - Transmission & Distribution	Nov-08	246	-			Plant	
188	252.1040	Land & Land Rights - Transmission & Distribution	Dec-08	246	-		13-Month Average Restated	246	
189							13-Month Average Per Books	246	
190							Adjustment	-	
191							303.4		
192									

193	Account	Description	Year/Month	Plant Balance	A/D				
194	252.1045	Land & Land Rights - General	2005	-	-				
195	252.1045	Land & Land Rights - General	2006	-	-				
196	252.1045	Land & Land Rights - General	Jan-07	-	-				
197	252.1045	Land & Land Rights - General	Feb-07	-	-				
198	252.1045	Land & Land Rights - General	Mar-07	-	-				
199	252.1045	Land & Land Rights - General	Apr-07	-	-				
200	252.1045	Land & Land Rights - General	May-07	-	-				
201	252.1045	Land & Land Rights - General	Jun-07	-	-				
202	252.1045	Land & Land Rights - General	Jul-07	-	-				
203	252.1045	Land & Land Rights - General	Aug-07	-	-				
204	252.1045	Land & Land Rights - General	Sep-07	-	-				
205	252.1045	Land & Land Rights - General	Oct-07	-	-				
206	252.1045	Land & Land Rights - General	Nov-07	-	-				
207	252.1045	Land & Land Rights - General	Dec-07	-	-				
208	252.1045	Land & Land Rights - General	Jan-08	-	-				
209	252.1045	Land & Land Rights - General	Feb-08	-	-				
210	252.1045	Land & Land Rights - General	Mar-08	-	-				
211	252.1045	Land & Land Rights - General	Apr-08	-	-				
212	252.1045	Land & Land Rights - General	May-08	-	-				
213	252.1045	Land & Land Rights - General	Jun-08	-	-				
214	252.1045	Land & Land Rights - General	Jul-08	-	-				
215	252.1045	Land & Land Rights - General	Aug-08	-	-				
216	252.1045	Land & Land Rights - General	Sep-08	-	-				
217	252.1045	Land & Land Rights - General	Oct-08	-	-				
218	252.1045	Land & Land Rights - General	Nov-08	-	-			Plant	
219	252.1045	Land & Land Rights - General	Dec-08	-	-			13-Month Average Restated	-
220								13-Month Average Per Books	19,067
221								Adjustment	(19,067)
222								303.5	(12,427)
223								353.7	(6,640)
224									

225	Account	Description	Year/Month	Plant Balance	A/D						
226	252.1050	Structures & Improvements - Source of Supply	2005	135,479	(13,104)						
227	252.1050	Structures & Improvements - Source of Supply	2006	219,697	(17,997)						
228	252.1050	Structures & Improvements - Source of Supply	Jan-07	220,289	(18,571)						
229	252.1050	Structures & Improvements - Source of Supply	Feb-07	220,289	(19,145)						
230	252.1050	Structures & Improvements - Source of Supply	Mar-07	220,289	(19,718)						
231	252.1050	Structures & Improvements - Source of Supply	Apr-07	220,289	(20,292)						
232	252.1050	Structures & Improvements - Source of Supply	May-07	220,289	(20,866)						
233	252.1050	Structures & Improvements - Source of Supply	Jun-07	220,289	(21,439)						
234	252.1050	Structures & Improvements - Source of Supply	Jul-07	220,289	(22,013)						
235	252.1050	Structures & Improvements - Source of Supply	Aug-07	220,289	(22,587)						
236	252.1050	Structures & Improvements - Source of Supply	Sep-07	220,289	(23,160)						
237	252.1050	Structures & Improvements - Source of Supply	Oct-07	220,289	(23,734)						
238	252.1050	Structures & Improvements - Source of Supply	Nov-07	220,289	(24,308)						
239	252.1050	Structures & Improvements - Source of Supply	Dec-07	220,289	(24,881)						
240	252.1050	Structures & Improvements - Source of Supply	Jan-08	220,289	(25,455)						
241	252.1050	Structures & Improvements - Source of Supply	Feb-08	220,289	(26,029)						
242	252.1050	Structures & Improvements - Source of Supply	Mar-08	220,289	(26,602)						
243	252.1050	Structures & Improvements - Source of Supply	Apr-08	220,289	(27,176)						
244	252.1050	Structures & Improvements - Source of Supply	May-08	220,289	(27,750)						
245	252.1050	Structures & Improvements - Source of Supply	Jun-08	220,289	(28,323)						
246	252.1050	Structures & Improvements - Source of Supply	Jul-08	222,114	(28,902)						
247	252.1050	Structures & Improvements - Source of Supply	Aug-08	222,267	(29,481)						
248	252.1050	Structures & Improvements - Source of Supply	Sep-08	222,267	(30,060)						
249	252.1050	Structures & Improvements - Source of Supply	Oct-08	222,267	(30,638)						
250	252.1050	Structures & Improvements - Source of Supply	Nov-08	224,710	(31,224)			Plant	A/D	Dep Exp	
251	252.1050	Structures & Improvements - Source of Supply	Dec-08	224,710	(31,809)			13-Month Average Restated	221,566	(28,333)	6,927
252								13-Month Average Per Books	221,566	(29,276)	7,041
253								Adjustment	-	943	(114)
254								304.2			
255											

256	Account	Description	Year/Month	Plant Balance	A/D						
257	252.1055	Structures & Improvements - Water Treatment	2005	54,217	(17,277)						
258	252.1055	Structures & Improvements - Water Treatment	2006	67,928	(16,655)						
259	252.1055	Structures & Improvements - Water Treatment	Jan-07	67,928	(16,832)						
260	252.1055	Structures & Improvements - Water Treatment	Feb-07	67,928	(17,008)						
261	252.1055	Structures & Improvements - Water Treatment	Mar-07	68,428	(17,187)						
262	252.1055	Structures & Improvements - Water Treatment	Apr-07	68,428	(17,365)						
263	252.1055	Structures & Improvements - Water Treatment	May-07	68,428	(17,543)						
264	252.1055	Structures & Improvements - Water Treatment	Jun-07	68,428	(17,721)						
265	252.1055	Structures & Improvements - Water Treatment	Jul-07	68,428	(17,899)						
266	252.1055	Structures & Improvements - Water Treatment	Aug-07	68,428	(18,078)						
267	252.1055	Structures & Improvements - Water Treatment	Sep-07	72,853	(18,267)						
268	252.1055	Structures & Improvements - Water Treatment	Oct-07	73,495	(18,459)						
269	252.1055	Structures & Improvements - Water Treatment	Nov-07	73,495	(18,650)						
270	252.1055	Structures & Improvements - Water Treatment	Dec-07	73,495	(18,842)						
271	252.1055	Structures & Improvements - Water Treatment	Jan-08	130,899	(19,182)						
272	252.1055	Structures & Improvements - Water Treatment	Feb-08	130,899	(19,523)						
273	252.1055	Structures & Improvements - Water Treatment	Mar-08	132,859	(19,869)						
274	252.1055	Structures & Improvements - Water Treatment	Apr-08	132,859	(20,215)						
275	252.1055	Structures & Improvements - Water Treatment	May-08	132,859	(20,561)						
276	252.1055	Structures & Improvements - Water Treatment	Jun-08	132,859	(20,907)						
277	252.1055	Structures & Improvements - Water Treatment	Jul-08	132,859	(21,253)						
278	252.1055	Structures & Improvements - Water Treatment	Aug-08	132,859	(21,599)						
279	252.1055	Structures & Improvements - Water Treatment	Sep-08	132,859	(21,945)						
280	252.1055	Structures & Improvements - Water Treatment	Oct-08	132,859	(22,291)						
281	252.1055	Structures & Improvements - Water Treatment	Nov-08	132,859	(22,637)			Plant	A/D	Dep Exp	
282	252.1055	Structures & Improvements - Water Treatment	Dec-08	132,859	(22,983)			13-Month Average Restated	127,991	(20,908)	4,142
283								13-Month Average Per Books	75,002	(16,384)	2,311
284								Adjustment	52,989	(4,524)	1,830
285								304.3			
286											

287	Account	Description	Year/Month	Plant Balance	A/D				
288	252.1060	Structures & Improvements - Transmission & Distribution	2005	-	-				
289	252.1060	Structures & Improvements - Transmission & Distribution	2006	-	-				
290	252.1060	Structures & Improvements - Transmission & Distribution	Jan-07	-	-				
291	252.1060	Structures & Improvements - Transmission & Distribution	Feb-07	-	-				
292	252.1060	Structures & Improvements - Transmission & Distribution	Mar-07	-	-				
293	252.1060	Structures & Improvements - Transmission & Distribution	Apr-07	-	-				
294	252.1060	Structures & Improvements - Transmission & Distribution	May-07	-	-				
295	252.1060	Structures & Improvements - Transmission & Distribution	Jun-07	-	-				
296	252.1060	Structures & Improvements - Transmission & Distribution	Jul-07	-	-				
297	252.1060	Structures & Improvements - Transmission & Distribution	Aug-07	-	-				
298	252.1060	Structures & Improvements - Transmission & Distribution	Sep-07	-	-				
299	252.1060	Structures & Improvements - Transmission & Distribution	Oct-07	-	-				
300	252.1060	Structures & Improvements - Transmission & Distribution	Nov-07	-	-				
301	252.1060	Structures & Improvements - Transmission & Distribution	Dec-07	-	-				
302	252.1060	Structures & Improvements - Transmission & Distribution	Jan-08	-	-				
303	252.1060	Structures & Improvements - Transmission & Distribution	Feb-08	-	-				
304	252.1060	Structures & Improvements - Transmission & Distribution	Mar-08	-	-				
305	252.1060	Structures & Improvements - Transmission & Distribution	Apr-08	-	-				
306	252.1060	Structures & Improvements - Transmission & Distribution	May-08	-	-				
307	252.1060	Structures & Improvements - Transmission & Distribution	Jun-08	-	-				
308	252.1060	Structures & Improvements - Transmission & Distribution	Jul-08	-	-				
309	252.1060	Structures & Improvements - Transmission & Distribution	Aug-08	-	-				
310	252.1060	Structures & Improvements - Transmission & Distribution	Sep-08	-	-				
311	252.1060	Structures & Improvements - Transmission & Distribution	Oct-08	2,443	(6)				
312	252.1060	Structures & Improvements - Transmission & Distribution	Nov-08	-	(0)		Plant	A/D	Dep Exp
313	252.1060	Structures & Improvements - Transmission & Distribution	Dec-08	-	(0)	13-Month Average Restated	188	(0)	0
314						13-Month Average Per Books	188	(1)	6
315						Adjustment	-	0	(6)
316						304.5			
317									

318	Account	Description	Year/Month	Plant Balance	A/D				
319	252.1065	Structures & Improvements - General - Seminole County Only	2005	-	-				
320	252.1065	Structures & Improvements - General - Seminole County Only	2006	-	-				
321	252.1065	Structures & Improvements - General - Seminole County Only	Jan-07	-	-				
322	252.1065	Structures & Improvements - General - Seminole County Only	Feb-07	-	-				
323	252.1065	Structures & Improvements - General - Seminole County Only	Mar-07	-	-				
324	252.1065	Structures & Improvements - General - Seminole County Only	Apr-07	-	-				
325	252.1065	Structures & Improvements - General - Seminole County Only	May-07	-	-				
326	252.1065	Structures & Improvements - General - Seminole County Only	Jun-07	-	-				
327	252.1065	Structures & Improvements - General - Seminole County Only	Jul-07	-	-				
328	252.1065	Structures & Improvements - General - Seminole County Only	Aug-07	-	-				
329	252.1065	Structures & Improvements - General - Seminole County Only	Sep-07	-	-				
330	252.1065	Structures & Improvements - General - Seminole County Only	Oct-07	-	-				
331	252.1065	Structures & Improvements - General - Seminole County Only	Nov-07	-	-				
332	252.1065	Structures & Improvements - General - Seminole County Only	Dec-07	-	-				
333	252.1065	Structures & Improvements - General - Seminole County Only	Jan-08	-	-				
334	252.1065	Structures & Improvements - General - Seminole County Only	Feb-08	-	-				
335	252.1065	Structures & Improvements - General - Seminole County Only	Mar-08	-	-				
336	252.1065	Structures & Improvements - General - Seminole County Only	Apr-08	-	-				
337	252.1065	Structures & Improvements - General - Seminole County Only	May-08	-	-				
338	252.1065	Structures & Improvements - General - Seminole County Only	Jun-08	-	-				
339	252.1065	Structures & Improvements - General - Seminole County Only	Jul-08	-	-				
340	252.1065	Structures & Improvements - General - Seminole County Only	Aug-08	-	-				
341	252.1065	Structures & Improvements - General - Seminole County Only	Sep-08	-	-				
342	252.1065	Structures & Improvements - General - Seminole County Only	Oct-08	-	-				
343	252.1065	Structures & Improvements - General - Seminole County Only	Nov-08	-	-		Plant	A/D	Dep Exp
344	252.1065	Structures & Improvements - General - Seminole County Only	Dec-08	-	-	13-Month Average Restated	-	-	
345						13-Month Average Per Books	53,051	(2,294)	3,306
346						Adjustment	(53,051)	2,294	(3,306)
347						304.5	(34,577)	1,495	(2,155)
348						354.7	(18,475)	799	(1,151)
349									



350	Account	Description	Year/Month	Plant Balance	A/D				
351	252.1065	Structures & Improvements - General - UIF Allocation	2005	-	-				
352	252.1065	Structures & Improvements - General - UIF Allocation	2006	-	-				
353	252.1065	Structures & Improvements - General - UIF Allocation	Jan-07	-	-				
354	252.1065	Structures & Improvements - General - UIF Allocation	Feb-07	-	-				
355	252.1065	Structures & Improvements - General - UIF Allocation	Mar-07	-	-				
356	252.1065	Structures & Improvements - General - UIF Allocation	Apr-07	-	-				
357	252.1065	Structures & Improvements - General - UIF Allocation	May-07	-	-				
358	252.1065	Structures & Improvements - General - UIF Allocation	Jun-07	-	-				
359	252.1065	Structures & Improvements - General - UIF Allocation	Jul-07	-	-				
360	252.1065	Structures & Improvements - General - UIF Allocation	Aug-07	-	-				
361	252.1065	Structures & Improvements - General - UIF Allocation	Sep-07	-	-				
362	252.1065	Structures & Improvements - General - UIF Allocation	Oct-07	-	-				
363	252.1065	Structures & Improvements - General - UIF Allocation	Nov-07	-	-				
364	252.1065	Structures & Improvements - General - UIF Allocation	Dec-07	-	-				
365	252.1065	Structures & Improvements - General - UIF Allocation	Jan-08	68	(0)				
366	252.1065	Structures & Improvements - General - UIF Allocation	Feb-08	68	(0)				
367	252.1065	Structures & Improvements - General - UIF Allocation	Mar-08	68	(1)				
368	252.1065	Structures & Improvements - General - UIF Allocation	Apr-08	68	(1)				
369	252.1065	Structures & Improvements - General - UIF Allocation	May-08	68	(1)				
370	252.1065	Structures & Improvements - General - UIF Allocation	Jun-08	68	(1)				
371	252.1065	Structures & Improvements - General - UIF Allocation	Jul-08	68	(1)				
372	252.1065	Structures & Improvements - General - UIF Allocation	Aug-08	68	(1)				
373	252.1065	Structures & Improvements - General - UIF Allocation	Sep-08	68	(2)				
374	252.1065	Structures & Improvements - General - UIF Allocation	Oct-08	68	(2)				
375	252.1065	Structures & Improvements - General - UIF Allocation	Nov-08	68	(2)				
376	252.1065	Structures & Improvements - General - UIF Allocation	Dec-08	68	(2)				
377									
378									
379									
380									
381									
						Plant	A/D	Dep Exp	
						13-Month Average Restated	63	(1)	
						13-Month Average Per Books	-	-	
						Adjustment	63	(1)	-
<b>SEE "UIF ALLOCATION" TAB FOR ACTUAL ADJUSTMENT</b>									

382	Account	Description	Year/Month	Plant Balance	A/D						
383	252.1080	Wells & Springs - Seminole County Only	2005	175,750	(93,741)						
384	252.1080	Wells & Springs - Seminole County Only	2006	177,095	(99,616)						
385	252.1080	Wells & Springs - Seminole County Only	Jan-07	177,095	(100,108)						
386	252.1080	Wells & Springs - Seminole County Only	Feb-07	177,095	(100,600)						
387	252.1080	Wells & Springs - Seminole County Only	Mar-07	177,158	(101,092)						
388	252.1080	Wells & Springs - Seminole County Only	Apr-07	177,158	(101,584)						
389	252.1080	Wells & Springs - Seminole County Only	May-07	177,158	(102,076)						
390	252.1080	Wells & Springs - Seminole County Only	Jun-07	177,158	(102,568)						
391	252.1080	Wells & Springs - Seminole County Only	Jul-07	177,158	(103,060)						
392	252.1080	Wells & Springs - Seminole County Only	Aug-07	177,158	(103,553)						
393	252.1080	Wells & Springs - Seminole County Only	Sep-07	177,158	(104,045)						
394	252.1080	Wells & Springs - Seminole County Only	Oct-07	177,158	(104,537)						
395	252.1080	Wells & Springs - Seminole County Only	Nov-07	177,158	(105,029)						
396	252.1080	Wells & Springs - Seminole County Only	Dec-07	177,158	(105,521)						
397	252.1080	Wells & Springs - Seminole County Only	Jan-08	221,074	(106,135)						
398	252.1080	Wells & Springs - Seminole County Only	Feb-08	221,074	(106,749)						
399	252.1080	Wells & Springs - Seminole County Only	Mar-08	221,074	(107,363)						
400	252.1080	Wells & Springs - Seminole County Only	Apr-08	221,074	(107,977)						
401	252.1080	Wells & Springs - Seminole County Only	May-08	221,074	(108,591)						
402	252.1080	Wells & Springs - Seminole County Only	Jun-08	225,539	(109,218)						
403	252.1080	Wells & Springs - Seminole County Only	Jul-08	225,539	(109,844)						
404	252.1080	Wells & Springs - Seminole County Only	Aug-08	225,539	(110,471)						
405	252.1080	Wells & Springs - Seminole County Only	Sep-08	225,539	(111,097)						
406	252.1080	Wells & Springs - Seminole County Only	Oct-08	225,539	(111,724)						
407	252.1080	Wells & Springs - Seminole County Only	Nov-08	225,539	(112,350)			Plant	A/D	Dep Exp	
408	252.1080	Wells & Springs - Seminole County Only	Dec-08	225,539	(112,977)			13-Month Average Restated	220,100	(109,232)	7,456
409								13-Month Average Per Books	220,304	(109,928)	8,326
410								Adjustment	(204)	696	(870)
411								307.2			
412											

413	Account	Description	Year/Month	Plant Balance	A/D						
414	252.1080	Wells & Springs - UIF Allocation	2005	-	-						
415	252.1080	Wells & Springs - UIF Allocation	2006	-	-						
416	252.1080	Wells & Springs - UIF Allocation	Jan-07	-	-						
417	252.1080	Wells & Springs - UIF Allocation	Feb-07	-	-						
418	252.1080	Wells & Springs - UIF Allocation	Mar-07	-	-						
419	252.1080	Wells & Springs - UIF Allocation	Apr-07	-	-						
420	252.1080	Wells & Springs - UIF Allocation	May-07	-	-						
421	252.1080	Wells & Springs - UIF Allocation	Jun-07	-	-						
422	252.1080	Wells & Springs - UIF Allocation	Jul-07	-	-						
423	252.1080	Wells & Springs - UIF Allocation	Aug-07	-	-						
424	252.1080	Wells & Springs - UIF Allocation	Sep-07	204	(1)						
425	252.1080	Wells & Springs - UIF Allocation	Oct-07	204	(1)						
426	252.1080	Wells & Springs - UIF Allocation	Nov-07	204	(2)						
427	252.1080	Wells & Springs - UIF Allocation	Dec-07	204	(2)						
428	252.1080	Wells & Springs - UIF Allocation	Jan-08	204	(3)						
429	252.1080	Wells & Springs - UIF Allocation	Feb-08	204	(3)						
430	252.1080	Wells & Springs - UIF Allocation	Mar-08	204	(4)						
431	252.1080	Wells & Springs - UIF Allocation	Apr-08	204	(5)						
432	252.1080	Wells & Springs - UIF Allocation	May-08	204	(5)						
433	252.1080	Wells & Springs - UIF Allocation	Jun-08	204	(6)						
434	252.1080	Wells & Springs - UIF Allocation	Jul-08	204	(6)						
435	252.1080	Wells & Springs - UIF Allocation	Aug-08	204	(7)						
436	252.1080	Wells & Springs - UIF Allocation	Sep-08	204	(7)						
437	252.1080	Wells & Springs - UIF Allocation	Oct-08	204	(8)						
438	252.1080	Wells & Springs - UIF Allocation	Nov-08	204	(8)						
439	252.1080	Wells & Springs - UIF Allocation	Dec-08	204	(9)						
440											
441											
442											
443											
444											
							Plant	A/D	Dep Exp		
13-Month Average Restated							204	(6)			
13-Month Average Per Books							-	-			
Adjustment							204	(6)	-		
<b>SEE "UIF ALLOCATION" TAB FOR ACTUAL ADJUSTMENT</b>											

445	Account	Description	Year/Month	Plant Balance	A/D						
446	252.1095	Power Generation Equipment	2005	-	-						
447	252.1095	Power Generation Equipment	2006	-	-						
448	252.1095	Power Generation Equipment	Jan-07	-	-						
449	252.1095	Power Generation Equipment	Feb-07	-	-						
450	252.1095	Power Generation Equipment	Mar-07	-	-						
451	252.1095	Power Generation Equipment	Apr-07	-	-						
452	252.1095	Power Generation Equipment	May-07	-	-						
453	252.1095	Power Generation Equipment	Jun-07	-	-						
454	252.1095	Power Generation Equipment	Jul-07	-	-						
455	252.1095	Power Generation Equipment	Aug-07	-	-						
456	252.1095	Power Generation Equipment	Sep-07	-	-						
457	252.1095	Power Generation Equipment	Oct-07	-	-						
458	252.1095	Power Generation Equipment	Nov-07	-	-						
459	252.1095	Power Generation Equipment	Dec-07	-	-						
460	252.1095	Power Generation Equipment	Jan-08	-	-						
461	252.1095	Power Generation Equipment	Feb-08	-	-						
462	252.1095	Power Generation Equipment	Mar-08	-	-						
463	252.1095	Power Generation Equipment	Apr-08	-	-						
464	252.1095	Power Generation Equipment	May-08	-	-						
465	252.1095	Power Generation Equipment	Jun-08	-	-						
466	252.1095	Power Generation Equipment	Jul-08	119	(0)						
467	252.1095	Power Generation Equipment	Aug-08	119	(1)						
468	252.1095	Power Generation Equipment	Sep-08	119	(1)						
469	252.1095	Power Generation Equipment	Oct-08	119	(2)						
470	252.1095	Power Generation Equipment	Nov-08	119	(2)			Plant	A/D	Dep Exp	
471	252.1095	Power Generation Equipment	Dec-08	119	(3)			13-Month Average Restated	55	(1)	2
472								13-Month Average Per Books	55	(0)	1
473								Adjustment	-	(1)	1
474								310.2			
475											

476	Account	Description	Year/Month	Plant Balance	A/D						
477	252.1100	Electric Pump Equipment - Source of Supply	2005	-	-						
478	252.1100	Electric Pump Equipment - Source of Supply	2006	-	-						
479	252.1100	Electric Pump Equipment - Source of Supply	Jan-07	-	-						
480	252.1100	Electric Pump Equipment - Source of Supply	Feb-07	-	-						
481	252.1100	Electric Pump Equipment - Source of Supply	Mar-07	-	-						
482	252.1100	Electric Pump Equipment - Source of Supply	Apr-07	-	-						
483	252.1100	Electric Pump Equipment - Source of Supply	May-07	-	-						
484	252.1100	Electric Pump Equipment - Source of Supply	Jun-07	-	-						
485	252.1100	Electric Pump Equipment - Source of Supply	Jul-07	-	-						
486	252.1100	Electric Pump Equipment - Source of Supply	Aug-07	-	-						
487	252.1100	Electric Pump Equipment - Source of Supply	Sep-07	-	-						
488	252.1100	Electric Pump Equipment - Source of Supply	Oct-07	-	-						
489	252.1100	Electric Pump Equipment - Source of Supply	Nov-07	-	-						
490	252.1100	Electric Pump Equipment - Source of Supply	Dec-07	-	-						
491	252.1100	Electric Pump Equipment - Source of Supply	Jan-08	-	-						
492	252.1100	Electric Pump Equipment - Source of Supply	Feb-08	-	-						
493	252.1100	Electric Pump Equipment - Source of Supply	Mar-08	47,040	(196)						
494	252.1100	Electric Pump Equipment - Source of Supply	Apr-08	47,040	(392)						
495	252.1100	Electric Pump Equipment - Source of Supply	May-08	47,040	(588)						
496	252.1100	Electric Pump Equipment - Source of Supply	Jun-08	47,040	(784)						
497	252.1100	Electric Pump Equipment - Source of Supply	Jul-08	47,040	(980)						
498	252.1100	Electric Pump Equipment - Source of Supply	Aug-08	47,040	(1,176)						
499	252.1100	Electric Pump Equipment - Source of Supply	Sep-08	47,040	(1,372)						
500	252.1100	Electric Pump Equipment - Source of Supply	Oct-08	47,040	(1,568)						
501	252.1100	Electric Pump Equipment - Source of Supply	Nov-08	47,040	(1,764)			Plant	A/D	Dep Exp	
502	252.1100	Electric Pump Equipment - Source of Supply	Dec-08	47,040	(1,960)			13-Month Average Restated	36,184	(829)	1,960
503								13-Month Average Per Books	36,184	35,220	2,155
504								Adjustment	-	(36,050)	(195)
505								311.2			
506											

507	Account	Description	Year/Month	Plant Balance	A/D						
508	252.1105	Electric Pump Equipment - Water Treatment - Seminole County Only	2005	471,799	(138,687)						
509	252.1105	Electric Pump Equipment - Water Treatment - Seminole County Only	2006	484,775	(162,663)						
510	252.1105	Electric Pump Equipment - Water Treatment - Seminole County Only	Jan-07	486,793	(164,691)						
511	252.1105	Electric Pump Equipment - Water Treatment - Seminole County Only	Feb-07	488,530	(166,726)						
512	252.1105	Electric Pump Equipment - Water Treatment - Seminole County Only	Mar-07	491,110	(168,773)						
513	252.1105	Electric Pump Equipment - Water Treatment - Seminole County Only	Apr-07	492,250	(170,824)						
514	252.1105	Electric Pump Equipment - Water Treatment - Seminole County Only	May-07	492,250	(172,875)						
515	252.1105	Electric Pump Equipment - Water Treatment - Seminole County Only	Jun-07	492,313	(174,926)						
516	252.1105	Electric Pump Equipment - Water Treatment - Seminole County Only	Jul-07	492,575	(176,979)						
517	252.1105	Electric Pump Equipment - Water Treatment - Seminole County Only	Aug-07	492,575	(179,031)						
518	252.1105	Electric Pump Equipment - Water Treatment - Seminole County Only	Sep-07	492,814	(179,622)						
519	252.1105	Electric Pump Equipment - Water Treatment - Seminole County Only	Oct-07	492,814	(181,676)						
520	252.1105	Electric Pump Equipment - Water Treatment - Seminole County Only	Nov-07	493,473	(179,994)						
521	252.1105	Electric Pump Equipment - Water Treatment - Seminole County Only	Dec-07	493,473	(182,050)						
522	252.1105	Electric Pump Equipment - Water Treatment - Seminole County Only	Jan-08	493,473	(184,106)						
523	252.1105	Electric Pump Equipment - Water Treatment - Seminole County Only	Feb-08	493,473	(186,162)						
524	252.1105	Electric Pump Equipment - Water Treatment - Seminole County Only	Mar-08	503,552	(188,260)						
525	252.1105	Electric Pump Equipment - Water Treatment - Seminole County Only	Apr-08	503,552	(190,359)						
526	252.1105	Electric Pump Equipment - Water Treatment - Seminole County Only	May-08	506,173	(192,468)						
527	252.1105	Electric Pump Equipment - Water Treatment - Seminole County Only	Jun-08	506,173	(194,577)						
528	252.1105	Electric Pump Equipment - Water Treatment - Seminole County Only	Jul-08	525,133	(196,765)						
529	252.1105	Electric Pump Equipment - Water Treatment - Seminole County Only	Aug-08	525,133	(198,953)						
530	252.1105	Electric Pump Equipment - Water Treatment - Seminole County Only	Sep-08	525,302	(201,142)						
531	252.1105	Electric Pump Equipment - Water Treatment - Seminole County Only	Oct-08	525,554	(203,331)						
532	252.1105	Electric Pump Equipment - Water Treatment - Seminole County Only	Nov-08	525,740	(205,522)			Plant	A/D	Dep Exp	
533	252.1105	Electric Pump Equipment - Water Treatment - Seminole County Only	Dec-08	532,110	(207,739)			13-Month Average Restated	512,219	(194,726)	25,689
534								13-Month Average Per Books	613,667	(249,769)	27,913
535								Adjustment	(101,448)	55,044	(2,224)
536								311.3			
537											

538	Account	Description	Year/Month	Plant Balance	A/D						
539	252.1105	Electric Pump Equipment - Water Treatment - UIF Allocation	2005	-	-						
540	252.1105	Electric Pump Equipment - Water Treatment - UIF Allocation	2006	-	-						
541	252.1105	Electric Pump Equipment - Water Treatment - UIF Allocation	Jan-07	-	-						
542	252.1105	Electric Pump Equipment - Water Treatment - UIF Allocation	Feb-07	-	-						
543	252.1105	Electric Pump Equipment - Water Treatment - UIF Allocation	Mar-07	-	-						
544	252.1105	Electric Pump Equipment - Water Treatment - UIF Allocation	Apr-07	-	-						
545	252.1105	Electric Pump Equipment - Water Treatment - UIF Allocation	May-07	-	-						
546	252.1105	Electric Pump Equipment - Water Treatment - UIF Allocation	Jun-07	-	-						
547	252.1105	Electric Pump Equipment - Water Treatment - UIF Allocation	Jul-07	-	-						
548	252.1105	Electric Pump Equipment - Water Treatment - UIF Allocation	Aug-07	-	-						
549	252.1105	Electric Pump Equipment - Water Treatment - UIF Allocation	Sep-07	-	-						
550	252.1105	Electric Pump Equipment - Water Treatment - UIF Allocation	Oct-07	-	-						
551	252.1105	Electric Pump Equipment - Water Treatment - UIF Allocation	Nov-07	-	-						
552	252.1105	Electric Pump Equipment - Water Treatment - UIF Allocation	Dec-07	-	-						
553	252.1105	Electric Pump Equipment - Water Treatment - UIF Allocation	Jan-08	-	-						
554	252.1105	Electric Pump Equipment - Water Treatment - UIF Allocation	Feb-08	-	-						
555	252.1105	Electric Pump Equipment - Water Treatment - UIF Allocation	Mar-08	111,078	(463)						
556	252.1105	Electric Pump Equipment - Water Treatment - UIF Allocation	Apr-08	111,078	(926)						
557	252.1105	Electric Pump Equipment - Water Treatment - UIF Allocation	May-08	111,078	(1,388)						
558	252.1105	Electric Pump Equipment - Water Treatment - UIF Allocation	Jun-08	111,078	(1,851)						
559	252.1105	Electric Pump Equipment - Water Treatment - UIF Allocation	Jul-08	111,078	(2,314)						
560	252.1105	Electric Pump Equipment - Water Treatment - UIF Allocation	Aug-08	111,078	(2,777)						
561	252.1105	Electric Pump Equipment - Water Treatment - UIF Allocation	Sep-08	111,078	(3,240)						
562	252.1105	Electric Pump Equipment - Water Treatment - UIF Allocation	Oct-08	111,078	(3,703)						
563	252.1105	Electric Pump Equipment - Water Treatment - UIF Allocation	Nov-08	111,078	(4,165)						
564	252.1105	Electric Pump Equipment - Water Treatment - UIF Allocation	Dec-08	111,078	(4,628)						
565											
566											
567											
568											
569											
								Plant	A/D	Dep Exp	
								13-Month Average Restated	85,444	(1,958)	-
								13-Month Average Per Books	-	-	-
								Adjustment	85,444	(1,958)	-
								<b>SEE "UIF ALLOCATION" TAB FOR ACTUAL ADJUSTMENT</b>			

570	Account	Description	Year/Month	Plant Balance	A/D					
571	252.1110	Electric Pump Equipment - Transmission & Distribution	2005	-	-					
572	252.1110	Electric Pump Equipment - Transmission & Distribution	2006	-	-					
573	252.1110	Electric Pump Equipment - Transmission & Distribution	Jan-07	-	-					
574	252.1110	Electric Pump Equipment - Transmission & Distribution	Feb-07	-	-					
575	252.1110	Electric Pump Equipment - Transmission & Distribution	Mar-07	-	-					
576	252.1110	Electric Pump Equipment - Transmission & Distribution	Apr-07	-	-					
577	252.1110	Electric Pump Equipment - Transmission & Distribution	May-07	-	-					
578	252.1110	Electric Pump Equipment - Transmission & Distribution	Jun-07	-	-					
579	252.1110	Electric Pump Equipment - Transmission & Distribution	Jul-07	-	-					
580	252.1110	Electric Pump Equipment - Transmission & Distribution	Aug-07	-	-					
581	252.1110	Electric Pump Equipment - Transmission & Distribution	Sep-07	-	-					
582	252.1110	Electric Pump Equipment - Transmission & Distribution	Oct-07	-	-					
583	252.1110	Electric Pump Equipment - Transmission & Distribution	Nov-07	-	-					
584	252.1110	Electric Pump Equipment - Transmission & Distribution	Dec-07	-	-					
585	252.1110	Electric Pump Equipment - Transmission & Distribution	Jan-08	-	-					
586	252.1110	Electric Pump Equipment - Transmission & Distribution	Feb-08	-	-					
587	252.1110	Electric Pump Equipment - Transmission & Distribution	Mar-08	-	-					
588	252.1110	Electric Pump Equipment - Transmission & Distribution	Apr-08	-	-					
589	252.1110	Electric Pump Equipment - Transmission & Distribution	May-08	-	-					
590	252.1110	Electric Pump Equipment - Transmission & Distribution	Jun-08	204	(1)					
591	252.1110	Electric Pump Equipment - Transmission & Distribution	Jul-08	1,135	(6)					
592	252.1110	Electric Pump Equipment - Transmission & Distribution	Aug-08	1,135	(10)					
593	252.1110	Electric Pump Equipment - Transmission & Distribution	Sep-08	1,135	(15)					
594	252.1110	Electric Pump Equipment - Transmission & Distribution	Oct-08	1,135	(20)					
595	252.1110	Electric Pump Equipment - Transmission & Distribution	Nov-08	1,135	(24)			Plant	A/D	Dep Exp
596	252.1110	Electric Pump Equipment - Transmission & Distribution	Dec-08	1,135	(29)		13-Month Average Restated	539	(8)	29
597							13-Month Average Per Books	539	(8)	29
598							Adjustment	-	0	(0)
599							311.4			
600										



601	Account	Description	Year/Month	Plant Balance	A/D						
602	252.1115	Water Treatment Equipment - Seminole County Only	2005	132,358	(42,114)						
603	252.1115	Water Treatment Equipment - Seminole County Only	2006	139,151	(46,154)						
604	252.1115	Water Treatment Equipment - Seminole County Only	Jan-07	139,151	(46,681)						
605	252.1115	Water Treatment Equipment - Seminole County Only	Feb-07	139,151	(47,208)						
606	252.1115	Water Treatment Equipment - Seminole County Only	Mar-07	139,936	(47,738)						
607	252.1115	Water Treatment Equipment - Seminole County Only	Apr-07	141,144	(48,273)						
608	252.1115	Water Treatment Equipment - Seminole County Only	May-07	141,144	(48,808)						
609	252.1115	Water Treatment Equipment - Seminole County Only	Jun-07	141,175	(49,342)						
610	252.1115	Water Treatment Equipment - Seminole County Only	Jul-07	141,175	(49,877)						
611	252.1115	Water Treatment Equipment - Seminole County Only	Aug-07	141,175	(50,412)						
612	252.1115	Water Treatment Equipment - Seminole County Only	Sep-07	141,683	(50,949)						
613	252.1115	Water Treatment Equipment - Seminole County Only	Oct-07	141,746	(51,486)						
614	252.1115	Water Treatment Equipment - Seminole County Only	Nov-07	142,697	(52,026)						
615	252.1115	Water Treatment Equipment - Seminole County Only	Dec-07	142,697	(52,567)						
616	252.1115	Water Treatment Equipment - Seminole County Only	Jan-08	142,697	(53,107)						
617	252.1115	Water Treatment Equipment - Seminole County Only	Feb-08	142,697	(53,648)						
618	252.1115	Water Treatment Equipment - Seminole County Only	Mar-08	142,697	(54,188)						
619	252.1115	Water Treatment Equipment - Seminole County Only	Apr-08	142,697	(54,729)						
620	252.1115	Water Treatment Equipment - Seminole County Only	May-08	142,697	(55,269)						
621	252.1115	Water Treatment Equipment - Seminole County Only	Jun-08	142,697	(55,810)						
622	252.1115	Water Treatment Equipment - Seminole County Only	Jul-08	142,697	(56,350)						
623	252.1115	Water Treatment Equipment - Seminole County Only	Aug-08	142,697	(56,891)						
624	252.1115	Water Treatment Equipment - Seminole County Only	Sep-08	142,697	(57,431)						
625	252.1115	Water Treatment Equipment - Seminole County Only	Oct-08	142,697	(57,972)						
626	252.1115	Water Treatment Equipment - Seminole County Only	Nov-08	142,976	(58,513)			Plant	A/D	Dep Exp	
627	252.1115	Water Treatment Equipment - Seminole County Only	Dec-08	142,976	(59,055)			13-Month Average Restated	142,740	(55,810)	6,488
628								13-Month Average Per Books	145,975	(64,256)	6,807
629								Adjustment	(3,235)	8,446	(319)
630								320.3			
631											

632	Account	Description	Year/Month	Plant Balance	A/D						
633	252.1115	Water Treatment Equipment - UIF Allocation	2005	-	-						
634	252.1115	Water Treatment Equipment - UIF Allocation	2006	-	-						
635	252.1115	Water Treatment Equipment - UIF Allocation	Jan-07	-	-						
636	252.1115	Water Treatment Equipment - UIF Allocation	Feb-07	-	-						
637	252.1115	Water Treatment Equipment - UIF Allocation	Mar-07	-	-						
638	252.1115	Water Treatment Equipment - UIF Allocation	Apr-07	-	-						
639	252.1115	Water Treatment Equipment - UIF Allocation	May-07	-	-						
640	252.1115	Water Treatment Equipment - UIF Allocation	Jun-07	-	-						
641	252.1115	Water Treatment Equipment - UIF Allocation	Jul-07	-	-						
642	252.1115	Water Treatment Equipment - UIF Allocation	Aug-07	-	-						
643	252.1115	Water Treatment Equipment - UIF Allocation	Sep-07	136	(1)						
644	252.1115	Water Treatment Equipment - UIF Allocation	Oct-07	136	(1)						
645	252.1115	Water Treatment Equipment - UIF Allocation	Nov-07	136	(2)						
646	252.1115	Water Treatment Equipment - UIF Allocation	Dec-07	136	(2)						
647	252.1115	Water Treatment Equipment - UIF Allocation	Jan-08	136	(3)						
648	252.1115	Water Treatment Equipment - UIF Allocation	Feb-08	136	(3)						
649	252.1115	Water Treatment Equipment - UIF Allocation	Mar-08	136	(4)						
650	252.1115	Water Treatment Equipment - UIF Allocation	Apr-08	136	(4)						
651	252.1115	Water Treatment Equipment - UIF Allocation	May-08	136	(5)						
652	252.1115	Water Treatment Equipment - UIF Allocation	Jun-08	136	(5)						
653	252.1115	Water Treatment Equipment - UIF Allocation	Jul-08	136	(6)						
654	252.1115	Water Treatment Equipment - UIF Allocation	Aug-08	136	(6)						
655	252.1115	Water Treatment Equipment - UIF Allocation	Sep-08	136	(7)						
656	252.1115	Water Treatment Equipment - UIF Allocation	Oct-08	136	(7)						
657	252.1115	Water Treatment Equipment - UIF Allocation	Nov-08	136	(8)						
658	252.1115	Water Treatment Equipment - UIF Allocation	Dec-08	136	(8)						
659											
660											
661											
662											
663											
							Plant	A/D	Dep Exp		
13-Month Average Restated							136	(5)			
13-Month Average Per Books							-	-			
Adjustment							136	(5)	-		
<b>SEE "UIF ALLOCATION" TAB FOR ACTUAL ADJUSTMENT</b>											

664	Account	Description	Year/Month	Plant Balance	A/D						
665	252.1120	Distribution Reservoirs & Standpipes	2005	243,596	367,943						
666	252.1120	Distribution Reservoirs & Standpipes	2006	269,733	361,436						
667	252.1120	Distribution Reservoirs & Standpipes	Jan-07	269,733	360,828						
668	252.1120	Distribution Reservoirs & Standpipes	Feb-07	270,267	360,219						
669	252.1120	Distribution Reservoirs & Standpipes	Mar-07	270,798	359,610						
670	252.1120	Distribution Reservoirs & Standpipes	Apr-07	272,638	359,762						
671	252.1120	Distribution Reservoirs & Standpipes	May-07	272,638	359,148						
672	252.1120	Distribution Reservoirs & Standpipes	Jun-07	272,697	358,534						
673	252.1120	Distribution Reservoirs & Standpipes	Jul-07	272,697	357,920						
674	252.1120	Distribution Reservoirs & Standpipes	Aug-07	273,174	357,305						
675	252.1120	Distribution Reservoirs & Standpipes	Sep-07	273,339	356,689						
676	252.1120	Distribution Reservoirs & Standpipes	Oct-07	273,339	356,074						
677	252.1120	Distribution Reservoirs & Standpipes	Nov-07	273,339	355,458						
678	252.1120	Distribution Reservoirs & Standpipes	Dec-07	273,339	354,842						
679	252.1120	Distribution Reservoirs & Standpipes	Jan-08	273,339	354,227						
680	252.1120	Distribution Reservoirs & Standpipes	Feb-08	273,339	353,611						
681	252.1120	Distribution Reservoirs & Standpipes	Mar-08	273,339	352,995						
682	252.1120	Distribution Reservoirs & Standpipes	Apr-08	273,339	352,380						
683	252.1120	Distribution Reservoirs & Standpipes	May-08	273,339	351,764						
684	252.1120	Distribution Reservoirs & Standpipes	Jun-08	274,158	351,147						
685	252.1120	Distribution Reservoirs & Standpipes	Jul-08	274,158	350,529						
686	252.1120	Distribution Reservoirs & Standpipes	Aug-08	274,259	349,911						
687	252.1120	Distribution Reservoirs & Standpipes	Sep-08	274,916	349,292						
688	252.1120	Distribution Reservoirs & Standpipes	Oct-08	275,148	348,673						
689	252.1120	Distribution Reservoirs & Standpipes	Nov-08	287,037	348,026			Plant	A/D	Dep Exp	
690	252.1120	Distribution Reservoirs & Standpipes	Dec-08	287,037	347,380			13-Month Average Restated	275,904	351,137	7,463
691								13-Month Average Per Books	490,291	115,596	16,878
692								Adjustment	(214,387)	235,541	(9,415)
693								330.4			
694											

695	Account	Description	Year/Month	Plant Balance	A/D						
696	252.1125	Transmission & Distribution Mains - Seminole County Only	2005	1,340,044	(372,075)						
697	252.1125	Transmission & Distribution Mains - Seminole County Only	2006	1,455,683	(399,973)						
698	252.1125	Transmission & Distribution Mains - Seminole County Only	Jan-07	1,455,683	(402,794)						
699	252.1125	Transmission & Distribution Mains - Seminole County Only	Feb-07	1,455,683	(405,615)						
700	252.1125	Transmission & Distribution Mains - Seminole County Only	Mar-07	1,469,089	(408,462)						
701	252.1125	Transmission & Distribution Mains - Seminole County Only	Apr-07	1,469,089	(411,309)						
702	252.1125	Transmission & Distribution Mains - Seminole County Only	May-07	1,469,089	(414,156)						
703	252.1125	Transmission & Distribution Mains - Seminole County Only	Jun-07	1,476,058	(417,016)						
704	252.1125	Transmission & Distribution Mains - Seminole County Only	Jul-07	1,476,058	(419,877)						
705	252.1125	Transmission & Distribution Mains - Seminole County Only	Aug-07	1,477,508	(422,740)						
706	252.1125	Transmission & Distribution Mains - Seminole County Only	Sep-07	1,483,817	(425,616)						
707	252.1125	Transmission & Distribution Mains - Seminole County Only	Oct-07	1,484,427	(428,493)						
708	252.1125	Transmission & Distribution Mains - Seminole County Only	Nov-07	1,486,937	(431,375)						
709	252.1125	Transmission & Distribution Mains - Seminole County Only	Dec-07	1,487,281	(434,257)						
710	252.1125	Transmission & Distribution Mains - Seminole County Only	Jan-08	1,499,128	(437,162)						
711	252.1125	Transmission & Distribution Mains - Seminole County Only	Feb-08	1,499,128	(440,067)						
712	252.1125	Transmission & Distribution Mains - Seminole County Only	Mar-08	1,501,299	(442,977)						
713	252.1125	Transmission & Distribution Mains - Seminole County Only	Apr-08	1,501,299	(445,886)						
714	252.1125	Transmission & Distribution Mains - Seminole County Only	May-08	1,501,299	(448,796)						
715	252.1125	Transmission & Distribution Mains - Seminole County Only	Jun-08	1,501,299	(451,705)						
716	252.1125	Transmission & Distribution Mains - Seminole County Only	Jul-08	1,501,299	(454,615)						
717	252.1125	Transmission & Distribution Mains - Seminole County Only	Aug-08	1,501,739	(457,525)						
718	252.1125	Transmission & Distribution Mains - Seminole County Only	Sep-08	1,503,486	(460,439)						
719	252.1125	Transmission & Distribution Mains - Seminole County Only	Oct-08	1,503,758	(463,353)						
720	252.1125	Transmission & Distribution Mains - Seminole County Only	Nov-08	1,504,046	(466,268)			Plant	A/D	Dep Exp	
721	252.1125	Transmission & Distribution Mains - Seminole County Only	Dec-08	1,504,451	(469,184)			13-Month Average Restated	1,500,732	(451,710)	34,927
722								13-Month Average Per Books	1,500,333	(451,034)	35,495
723								Adjustment	399	(677)	(568)
724									331.4		
725											

726	Account	Description	Year/Month	Plant Balance	A/D				
727	252.1125	Transmission & Distribution Mains - UIF Allocation	2005	-	-				
728	252.1125	Transmission & Distribution Mains - UIF Allocation	2006	-	-				
729	252.1125	Transmission & Distribution Mains - UIF Allocation	Jan-07	-	-				
730	252.1125	Transmission & Distribution Mains - UIF Allocation	Feb-07	-	-				
731	252.1125	Transmission & Distribution Mains - UIF Allocation	Mar-07	-	-				
732	252.1125	Transmission & Distribution Mains - UIF Allocation	Apr-07	-	-				
733	252.1125	Transmission & Distribution Mains - UIF Allocation	May-07	-	-				
734	252.1125	Transmission & Distribution Mains - UIF Allocation	Jun-07	250	(0)				
735	252.1125	Transmission & Distribution Mains - UIF Allocation	Jul-07	250	(1)				
736	252.1125	Transmission & Distribution Mains - UIF Allocation	Aug-07	250	(1)				
737	252.1125	Transmission & Distribution Mains - UIF Allocation	Sep-07	250	(2)				
738	252.1125	Transmission & Distribution Mains - UIF Allocation	Oct-07	250	(2)				
739	252.1125	Transmission & Distribution Mains - UIF Allocation	Nov-07	250	(3)				
740	252.1125	Transmission & Distribution Mains - UIF Allocation	Dec-07	250	(3)				
741	252.1125	Transmission & Distribution Mains - UIF Allocation	Jan-08	12,097	(27)				
742	252.1125	Transmission & Distribution Mains - UIF Allocation	Feb-08	12,097	(50)				
743	252.1125	Transmission & Distribution Mains - UIF Allocation	Mar-08	12,097	(74)				
744	252.1125	Transmission & Distribution Mains - UIF Allocation	Apr-08	12,097	(97)				
745	252.1125	Transmission & Distribution Mains - UIF Allocation	May-08	12,097	(121)				
746	252.1125	Transmission & Distribution Mains - UIF Allocation	Jun-08	12,097	(144)				
747	252.1125	Transmission & Distribution Mains - UIF Allocation	Jul-08	12,097	(167)				
748	252.1125	Transmission & Distribution Mains - UIF Allocation	Aug-08	12,097	(191)				
749	252.1125	Transmission & Distribution Mains - UIF Allocation	Sep-08	12,097	(214)				
750	252.1125	Transmission & Distribution Mains - UIF Allocation	Oct-08	12,097	(238)				
751	252.1125	Transmission & Distribution Mains - UIF Allocation	Nov-08	12,097	(261)				
752	252.1125	Transmission & Distribution Mains - UIF Allocation	Dec-08	12,097	(285)				
753									
754									
755									
756									
757									
							Plant	A/D	Dep Exp
						13-Month Average Restated	11,185	(144)	
						13-Month Average Per Books	-	-	
						Adjustment	11,185	(144)	-
<b>SEE "UIF ALLOCATION" TAB FOR ACTUAL ADJUSTMENT</b>									

758	Account	Description	Year/Month	Plant Balance	A/D						
759	252.1130	Service Lines - Seminole County Only	2005	268,251	(95,354)						
760	252.1130	Service Lines - Seminole County Only	2006	272,692	(102,096)						
761	252.1130	Service Lines - Seminole County Only	Jan-07	272,692	(102,664)						
762	252.1130	Service Lines - Seminole County Only	Feb-07	273,110	(103,233)						
763	252.1130	Service Lines - Seminole County Only	Mar-07	273,110	(103,802)						
764	252.1130	Service Lines - Seminole County Only	Apr-07	276,071	(101,954)						
765	252.1130	Service Lines - Seminole County Only	May-07	276,071	(102,529)						
766	252.1130	Service Lines - Seminole County Only	Jun-07	277,345	(101,674)						
767	252.1130	Service Lines - Seminole County Only	Jul-07	277,385	(102,252)						
768	252.1130	Service Lines - Seminole County Only	Aug-07	277,385	(102,830)						
769	252.1130	Service Lines - Seminole County Only	Sep-07	277,385	(103,408)						
770	252.1130	Service Lines - Seminole County Only	Oct-07	277,385	(103,985)						
771	252.1130	Service Lines - Seminole County Only	Nov-07	277,385	(104,563)						
772	252.1130	Service Lines - Seminole County Only	Dec-07	277,385	(105,141)						
773	252.1130	Service Lines - Seminole County Only	Jan-08	277,385	(105,719)						
774	252.1130	Service Lines - Seminole County Only	Feb-08	277,385	(106,297)						
775	252.1130	Service Lines - Seminole County Only	Mar-08	277,385	(106,875)						
776	252.1130	Service Lines - Seminole County Only	Apr-08	277,385	(107,453)						
777	252.1130	Service Lines - Seminole County Only	May-08	277,385	(108,031)						
778	252.1130	Service Lines - Seminole County Only	Jun-08	277,385	(108,608)						
779	252.1130	Service Lines - Seminole County Only	Jul-08	277,385	(109,186)						
780	252.1130	Service Lines - Seminole County Only	Aug-08	277,385	(109,764)						
781	252.1130	Service Lines - Seminole County Only	Sep-08	277,385	(110,342)						
782	252.1130	Service Lines - Seminole County Only	Oct-08	277,385	(110,920)						
783	252.1130	Service Lines - Seminole County Only	Nov-08	277,620	(111,498)			Plant	A/D	Dep Exp	
784	252.1130	Service Lines - Seminole County Only	Dec-08	277,620	(112,077)			13-Month Average Restated	277,421	(108,609)	6,936
785								13-Month Average Per Books	279,017	(103,263)	6,959
786								Adjustment	(1,596)	(5,346)	(24)
787								333.4			
788											

789	Account	Description	Year/Month	Plant Balance	A/D						
790	252.1130	Service Lines - UIF Allocation	2005	5,487	(1,450)						
791	252.1130	Service Lines - UIF Allocation	2006	5,487	(1,588)						
792	252.1130	Service Lines - UIF Allocation	Jan-07	5,487	(1,599)						
793	252.1130	Service Lines - UIF Allocation	Feb-07	5,487	(1,610)						
794	252.1130	Service Lines - UIF Allocation	Mar-07	5,487	(1,622)						
795	252.1130	Service Lines - UIF Allocation	Apr-07	5,487	(1,633)						
796	252.1130	Service Lines - UIF Allocation	May-07	5,487	(1,645)						
797	252.1130	Service Lines - UIF Allocation	Jun-07	5,487	(1,656)						
798	252.1130	Service Lines - UIF Allocation	Jul-07	5,487	(1,668)						
799	252.1130	Service Lines - UIF Allocation	Aug-07	5,487	(1,679)						
800	252.1130	Service Lines - UIF Allocation	Sep-07	5,487	(1,690)						
801	252.1130	Service Lines - UIF Allocation	Oct-07	5,487	(1,702)						
802	252.1130	Service Lines - UIF Allocation	Nov-07	5,487	(1,713)						
803	252.1130	Service Lines - UIF Allocation	Dec-07	5,487	(1,725)						
804	252.1130	Service Lines - UIF Allocation	Jan-08	5,980	(1,737)						
805	252.1130	Service Lines - UIF Allocation	Feb-08	5,980	(1,750)						
806	252.1130	Service Lines - UIF Allocation	Mar-08	5,980	(1,762)						
807	252.1130	Service Lines - UIF Allocation	Apr-08	5,980	(1,775)						
808	252.1130	Service Lines - UIF Allocation	May-08	5,980	(1,787)						
809	252.1130	Service Lines - UIF Allocation	Jun-08	5,980	(1,799)						
810	252.1130	Service Lines - UIF Allocation	Jul-08	5,980	(1,812)						
811	252.1130	Service Lines - UIF Allocation	Aug-08	5,980	(1,824)						
812	252.1130	Service Lines - UIF Allocation	Sep-08	5,980	(1,837)						
813	252.1130	Service Lines - UIF Allocation	Oct-08	5,980	(1,849)						
814	252.1130	Service Lines - UIF Allocation	Nov-08	5,980	(1,862)						
815	252.1130	Service Lines - UIF Allocation	Dec-08	5,980	(1,874)						
816											
817											
818											
819											
							Plant	A/D	Dep Exp		
13-Month Average Restated							5,942	(1,799)			
13-Month Average Per Books							-	-			
Adjustment							5,942	(1,799)			-
<b>SEE "UIF ALLOCATION" TAB FOR ACTUAL ADJUSTMENT</b>											

820									
821	<u>Account</u>	<u>Description</u>	<u>Year/Month</u>	<u>Plant Balance</u>	<u>A/D</u>				
822	252.1135	Meters - Seminole County Only	2005	221,426	(159,482)				
823	252.1135	Meters - Seminole County Only	2006	218,928	(167,437)				
824	252.1135	Meters - Seminole County Only	Jan-07	218,928	(168,349)				
825	252.1135	Meters - Seminole County Only	Feb-07	218,928	(169,262)				
826	252.1135	Meters - Seminole County Only	Mar-07	218,928	(170,174)				
827	252.1135	Meters - Seminole County Only	Apr-07	219,163	(171,087)				
828	252.1135	Meters - Seminole County Only	May-07	219,163	(172,000)				
829	252.1135	Meters - Seminole County Only	Jun-07	219,163	(172,913)				
830	252.1135	Meters - Seminole County Only	Jul-07	216,571	(171,224)				
831	252.1135	Meters - Seminole County Only	Aug-07	216,571	(172,126)				
832	252.1135	Meters - Seminole County Only	Sep-07	216,571	(173,028)				
833	252.1135	Meters - Seminole County Only	Oct-07	216,571	(173,931)				
834	252.1135	Meters - Seminole County Only	Nov-07	216,112	(174,372)				
835	252.1135	Meters - Seminole County Only	Dec-07	216,112	(175,273)				
836	252.1135	Meters - Seminole County Only	Jan-08	216,112	(176,173)				
837	252.1135	Meters - Seminole County Only	Feb-08	216,112	(177,074)				
838	252.1135	Meters - Seminole County Only	Mar-08	216,112	(177,974)				
839	252.1135	Meters - Seminole County Only	Apr-08	216,337	(178,876)				
840	252.1135	Meters - Seminole County Only	May-08	216,337	(179,777)				
841	252.1135	Meters - Seminole County Only	Jun-08	216,337	(180,678)				
842	252.1135	Meters - Seminole County Only	Jul-08	216,197	(181,579)				
843	252.1135	Meters - Seminole County Only	Aug-08	216,197	(182,480)				
844	252.1135	Meters - Seminole County Only	Sep-08	216,197	(183,381)				
845	252.1135	Meters - Seminole County Only	Oct-08	216,197	(184,282)				
846	252.1135	Meters - Seminole County Only	Nov-08	216,197	(185,182)			Plant	A/D
847	252.1135	Meters - Seminole County Only	Dec-08	216,197	(186,083)			13-Month Average Restated	216,203
848								13-Month Average Per Books	(180,678)
849								Adjustment	10,811
850									(179,807)
851									(871)
									(957)
									334.4



852	Account	Description	Year/Month	Plant Balance	A/D				
853	252.1135	Meters - UIF Allocation	2005	24,971	(8,892)				
854	252.1135	Meters - UIF Allocation	2006	24,971	(10,141)				
855	252.1135	Meters - UIF Allocation	Jan-07	24,971	(10,245)				
856	252.1135	Meters - UIF Allocation	Feb-07	24,971	(10,349)				
857	252.1135	Meters - UIF Allocation	Mar-07	24,971	(10,453)				
858	252.1135	Meters - UIF Allocation	Apr-07	24,971	(10,557)				
859	252.1135	Meters - UIF Allocation	May-07	24,971	(10,661)				
860	252.1135	Meters - UIF Allocation	Jun-07	25,591	(10,767)				
861	252.1135	Meters - UIF Allocation	Jul-07	25,591	(10,874)				
862	252.1135	Meters - UIF Allocation	Aug-07	25,591	(10,981)				
863	252.1135	Meters - UIF Allocation	Sep-07	25,591	(11,087)				
864	252.1135	Meters - UIF Allocation	Oct-07	25,591	(11,194)				
865	252.1135	Meters - UIF Allocation	Nov-07	25,591	(11,301)				
866	252.1135	Meters - UIF Allocation	Dec-07	25,591	(11,407)				
867	252.1135	Meters - UIF Allocation	Jan-08	25,591	(11,514)				
868	252.1135	Meters - UIF Allocation	Feb-08	25,591	(11,620)				
869	252.1135	Meters - UIF Allocation	Mar-08	25,591	(11,727)				
870	252.1135	Meters - UIF Allocation	Apr-08	25,591	(11,834)				
871	252.1135	Meters - UIF Allocation	May-08	25,591	(11,940)				
872	252.1135	Meters - UIF Allocation	Jun-08	25,591	(12,047)				
873	252.1135	Meters - UIF Allocation	Jul-08	25,591	(12,154)				
874	252.1135	Meters - UIF Allocation	Aug-08	25,591	(12,260)				
875	252.1135	Meters - UIF Allocation	Sep-08	25,591	(12,367)				
876	252.1135	Meters - UIF Allocation	Oct-08	25,591	(12,474)				
877	252.1135	Meters - UIF Allocation	Nov-08	25,591	(12,580)				
878	252.1135	Meters - UIF Allocation	Dec-08	25,591	(12,687)				
879									
880									
881									
882									
							Plant	A/D	Dep Exp
							13-Month Average Restated	25,591	(12,047)
							13-Month Average Per Books	-	-
							Adjustment	25,591	(12,047)
							SEE "UIF ALLOCATION" TAB FOR ACTUAL ADJUSTMENT		

883									
884	<u>Account</u>	<u>Description</u>	<u>Year/Month</u>	<u>Plant Balance</u>	<u>A/D</u>				
885	252.1140	Meter Installations	2005	23,019	(4,583)				
886	252.1140	Meter Installations	2006	28,074	(5,839)				
887	252.1140	Meter Installations	Jan-07	28,074	(5,956)				
888	252.1140	Meter Installations	Feb-07	28,074	(6,073)				
889	252.1140	Meter Installations	Mar-07	31,292	(6,203)				
890	252.1140	Meter Installations	Apr-07	31,292	(6,334)				
891	252.1140	Meter Installations	May-07	31,292	(6,464)				
892	252.1140	Meter Installations	Jun-07	34,011	(6,606)				
893	252.1140	Meter Installations	Jul-07	34,011	(6,748)				
894	252.1140	Meter Installations	Aug-07	34,011	(6,889)				
895	252.1140	Meter Installations	Sep-07	35,911	(7,039)				
896	252.1140	Meter Installations	Oct-07	36,352	(7,190)				
897	252.1140	Meter Installations	Nov-07	36,623	(7,343)				
898	252.1140	Meter Installations	Dec-07	36,623	(7,496)				
899	252.1140	Meter Installations	Jan-08	36,623	(7,648)				
900	252.1140	Meter Installations	Feb-08	36,623	(7,801)				
901	252.1140	Meter Installations	Mar-08	36,623	(7,953)				
902	252.1140	Meter Installations	Apr-08	36,623	(8,106)				
903	252.1140	Meter Installations	May-08	36,623	(8,259)				
904	252.1140	Meter Installations	Jun-08	36,623	(8,411)				
905	252.1140	Meter Installations	Jul-08	36,623	(8,564)				
906	252.1140	Meter Installations	Aug-08	36,623	(8,716)				
907	252.1140	Meter Installations	Sep-08	37,030	(8,871)				
908	252.1140	Meter Installations	Oct-08	36,780	(8,674)				
909	252.1140	Meter Installations	Nov-08	36,780	(8,827)			Plant	A/D
910	252.1140	Meter Installations	Dec-08	36,848	(8,981)			13-Month Average Restated	36,696
911								13-Month Average Per Books	(8,331)
912								Adjustment	2,185
913									(8,394)
914									63
									(350)
									334.4

915	Account	Description	Year/Month	Plant Balance	A/D						
916	252.1145	Hydrants	2005	38,569	14,948						
917	252.1145	Hydrants	2006	42,589	14,039						
918	252.1145	Hydrants	Jan-07	42,589	13,960						
919	252.1145	Hydrants	Feb-07	42,589	13,881						
920	252.1145	Hydrants	Mar-07	42,589	13,802						
921	252.1145	Hydrants	Apr-07	42,589	13,723						
922	252.1145	Hydrants	May-07	42,589	13,645						
923	252.1145	Hydrants	Jun-07	42,589	13,566						
924	252.1145	Hydrants	Jul-07	42,589	13,487						
925	252.1145	Hydrants	Aug-07	42,589	13,408						
926	252.1145	Hydrants	Sep-07	42,589	13,329						
927	252.1145	Hydrants	Oct-07	42,589	13,250						
928	252.1145	Hydrants	Nov-07	42,589	13,171						
929	252.1145	Hydrants	Dec-07	42,589	13,093						
930	252.1145	Hydrants	Jan-08	42,589	13,014						
931	252.1145	Hydrants	Feb-08	42,589	12,935						
932	252.1145	Hydrants	Mar-08	42,656	12,856						
933	252.1145	Hydrants	Apr-08	42,656	12,777						
934	252.1145	Hydrants	May-08	42,656	12,698						
935	252.1145	Hydrants	Jun-08	42,656	12,619						
936	252.1145	Hydrants	Jul-08	42,656	12,540						
937	252.1145	Hydrants	Aug-08	42,656	12,461						
938	252.1145	Hydrants	Sep-08	42,656	12,382						
939	252.1145	Hydrants	Oct-08	42,656	12,303						
940	252.1145	Hydrants	Nov-08	42,656	12,224			Plant	A/D	Dep Exp	
941	252.1145	Hydrants	Dec-08	42,656	12,145			13-Month Average Restated	42,641	12,619	948
942								13-Month Average Per Books	66,957	(13,383)	1,535
943								Adjustment	(24,316)	26,002	(588)
944								335.4			
945											

946	Account	Description	Year/Month	Plant Balance	A/D				
947	252.1150	Backflow Prevention Device	2005	-	-				
948	252.1150	Backflow Prevention Device	2006	-	-				
949	252.1150	Backflow Prevention Device	Jan-07	-	-				
950	252.1150	Backflow Prevention Device	Feb-07	-	-				
951	252.1150	Backflow Prevention Device	Mar-07	-	-				
952	252.1150	Backflow Prevention Device	Apr-07	-	-				
953	252.1150	Backflow Prevention Device	May-07	-	-				
954	252.1150	Backflow Prevention Device	Jun-07	-	-				
955	252.1150	Backflow Prevention Device	Jul-07	-	-				
956	252.1150	Backflow Prevention Device	Aug-07	-	-				
957	252.1150	Backflow Prevention Device	Sep-07	-	-				
958	252.1150	Backflow Prevention Device	Oct-07	-	-				
959	252.1150	Backflow Prevention Device	Nov-07	-	-				
960	252.1150	Backflow Prevention Device	Dec-07	-	-				
961	252.1150	Backflow Prevention Device	Jan-08	-	-				
962	252.1150	Backflow Prevention Device	Feb-08	-	-				
963	252.1150	Backflow Prevention Device	Mar-08	-	-				
964	252.1150	Backflow Prevention Device	Apr-08	-	-				
965	252.1150	Backflow Prevention Device	May-08	-	-				
966	252.1150	Backflow Prevention Device	Jun-08	-	-				
967	252.1150	Backflow Prevention Device	Jul-08	-	-				
968	252.1150	Backflow Prevention Device	Aug-08	-	-				
969	252.1150	Backflow Prevention Device	Sep-08	-	-				
970	252.1150	Backflow Prevention Device	Oct-08	2,300	(13)				
971	252.1150	Backflow Prevention Device	Nov-08	2,680	(28)		Plant	A/D	Dep Exp
972	252.1150	Backflow Prevention Device	Dec-08	2,680	(43)	13-Month Average Restated	589	(6)	43
973						13-Month Average Per Books	589	(1)	7
974						Adjustment	-	(6)	36
975						336.4			
976									

977	Account	Description	Year/Month	Plant Balance	A/D				
978	252.1175	Office Structures & Improvements	2005	-	-				
979	252.1175	Office Structures & Improvements	2006	-	-				
980	252.1175	Office Structures & Improvements	Jan-07	-	-				
981	252.1175	Office Structures & Improvements	Feb-07	-	-				
982	252.1175	Office Structures & Improvements	Mar-07	-	-				
983	252.1175	Office Structures & Improvements	Apr-07	-	-				
984	252.1175	Office Structures & Improvements	May-07	-	-				
985	252.1175	Office Structures & Improvements	Jun-07	-	-				
986	252.1175	Office Structures & Improvements	Jul-07	-	-				
987	252.1175	Office Structures & Improvements	Aug-07	-	-				
988	252.1175	Office Structures & Improvements	Sep-07	-	-				
989	252.1175	Office Structures & Improvements	Oct-07	-	-				
990	252.1175	Office Structures & Improvements	Nov-07	-	-				
991	252.1175	Office Structures & Improvements	Dec-07	-	-				
992	252.1175	Office Structures & Improvements	Jan-08	7,981	(17)				
993	252.1175	Office Structures & Improvements	Feb-08	7,981	(33)				
994	252.1175	Office Structures & Improvements	Mar-08	7,981	(50)				
995	252.1175	Office Structures & Improvements	Apr-08	7,981	(67)				
996	252.1175	Office Structures & Improvements	May-08	7,981	(83)				
997	252.1175	Office Structures & Improvements	Jun-08	7,981	(100)				
998	252.1175	Office Structures & Improvements	Jul-08	7,981	(116)				
999	252.1175	Office Structures & Improvements	Aug-08	7,981	(133)				
1000	252.1175	Office Structures & Improvements	Sep-08	7,981	(150)				
1001	252.1175	Office Structures & Improvements	Oct-08	7,981	(166)				
1002	252.1175	Office Structures & Improvements	Nov-08	7,981	(183)		Plant	A/D	Dep Exp
1003	252.1175	Office Structures & Improvements	Dec-08	7,981	(200)	13-Month Average Restated	7,367	(100)	200
1004						13-Month Average Per Books	634,562	(134,509)	213
1005						Adjustment	(627,195)	134,409	(13)
1006						304.5	(408,780)	87,602	(9)
1007						354.7	(218,415)	46,807	(5)
1008									

1009	Account	Description	Year/Month	Plant Balance	A/D				
1010	252.1180	Office Furniture & Equipment	2005	(2,527)	-				
1011	252.1180	Office Furniture & Equipment	2006	(2,527)	168				
1012	252.1180	Office Furniture & Equipment	Jan-07	(2,527)	183				
1013	252.1180	Office Furniture & Equipment	Feb-07	(2,527)	197				
1014	252.1180	Office Furniture & Equipment	Mar-07	(2,527)	211				
1015	252.1180	Office Furniture & Equipment	Apr-07	(2,527)	225				
1016	252.1180	Office Furniture & Equipment	May-07	(2,527)	239				
1017	252.1180	Office Furniture & Equipment	Jun-07	(2,527)	253				
1018	252.1180	Office Furniture & Equipment	Jul-07	(2,527)	267				
1019	252.1180	Office Furniture & Equipment	Aug-07	(2,527)	281				
1020	252.1180	Office Furniture & Equipment	Sep-07	(2,527)	295				
1021	252.1180	Office Furniture & Equipment	Oct-07	(2,527)	309				
1022	252.1180	Office Furniture & Equipment	Nov-07	(2,527)	323				
1023	252.1180	Office Furniture & Equipment	Dec-07	(2,527)	337				
1024	252.1180	Office Furniture & Equipment	Jan-08	(2,527)	351				
1025	252.1180	Office Furniture & Equipment	Feb-08	(2,527)	365				
1026	252.1180	Office Furniture & Equipment	Mar-08	(2,527)	379				
1027	252.1180	Office Furniture & Equipment	Apr-08	(2,527)	393				
1028	252.1180	Office Furniture & Equipment	May-08	(2,527)	407				
1029	252.1180	Office Furniture & Equipment	Jun-08	(2,527)	421				
1030	252.1180	Office Furniture & Equipment	Jul-08	(2,527)	435				
1031	252.1180	Office Furniture & Equipment	Aug-08	(2,527)	449				
1032	252.1180	Office Furniture & Equipment	Sep-08	(2,527)	463				
1033	252.1180	Office Furniture & Equipment	Oct-08	(2,527)	477				
1034	252.1180	Office Furniture & Equipment	Nov-08	(2,527)	491		Plant	A/D	Dep Exp
1035	252.1180	Office Furniture & Equipment	Dec-08	(2,527)	505	13-Month Average Restated	(2,527)	421	(168)
1036						13-Month Average Per Books	125,664	(63,268)	151
1037						Adjustment	(128,191)	63,690	(319)
1038						340.5	(83,550)	41,510	(208)
1039						390.7	(44,641)	22,179	(111)
1040									

1041	Account	Description	Year/Month	Plant Balance	A/D						
1042	252.1190	Tools, Shop, & Miscellaneous Equipment - Seminole County Only	2005	9,036	(1,381)						
1043	252.1190	Tools, Shop, & Miscellaneous Equipment - Seminole County Only	2006	9,036	(1,945)						
1044	252.1190	Tools, Shop, & Miscellaneous Equipment - Seminole County Only	Jan-07	9,036	(1,992)						
1045	252.1190	Tools, Shop, & Miscellaneous Equipment - Seminole County Only	Feb-07	9,036	(2,039)						
1046	252.1190	Tools, Shop, & Miscellaneous Equipment - Seminole County Only	Mar-07	9,036	(2,086)						
1047	252.1190	Tools, Shop, & Miscellaneous Equipment - Seminole County Only	Apr-07	9,036	(2,134)						
1048	252.1190	Tools, Shop, & Miscellaneous Equipment - Seminole County Only	May-07	9,036	(2,181)						
1049	252.1190	Tools, Shop, & Miscellaneous Equipment - Seminole County Only	Jun-07	9,036	(2,228)						
1050	252.1190	Tools, Shop, & Miscellaneous Equipment - Seminole County Only	Jul-07	9,036	(2,275)						
1051	252.1190	Tools, Shop, & Miscellaneous Equipment - Seminole County Only	Aug-07	9,036	(2,322)						
1052	252.1190	Tools, Shop, & Miscellaneous Equipment - Seminole County Only	Sep-07	9,036	(2,369)						
1053	252.1190	Tools, Shop, & Miscellaneous Equipment - Seminole County Only	Oct-07	9,036	(2,416)						
1054	252.1190	Tools, Shop, & Miscellaneous Equipment - Seminole County Only	Nov-07	9,036	(2,463)						
1055	252.1190	Tools, Shop, & Miscellaneous Equipment - Seminole County Only	Dec-07	9,036	(2,510)						
1056	252.1190	Tools, Shop, & Miscellaneous Equipment - Seminole County Only	Jan-08	9,036	(2,557)						
1057	252.1190	Tools, Shop, & Miscellaneous Equipment - Seminole County Only	Feb-08	9,036	(2,604)						
1058	252.1190	Tools, Shop, & Miscellaneous Equipment - Seminole County Only	Mar-08	9,036	(2,651)						
1059	252.1190	Tools, Shop, & Miscellaneous Equipment - Seminole County Only	Apr-08	9,036	(2,698)						
1060	252.1190	Tools, Shop, & Miscellaneous Equipment - Seminole County Only	May-08	9,036	(2,745)						
1061	252.1190	Tools, Shop, & Miscellaneous Equipment - Seminole County Only	Jun-08	9,036	(2,792)						
1062	252.1190	Tools, Shop, & Miscellaneous Equipment - Seminole County Only	Jul-08	9,036	(2,839)						
1063	252.1190	Tools, Shop, & Miscellaneous Equipment - Seminole County Only	Aug-08	9,036	(2,887)						
1064	252.1190	Tools, Shop, & Miscellaneous Equipment - Seminole County Only	Sep-08	9,036	(2,934)						
1065	252.1190	Tools, Shop, & Miscellaneous Equipment - Seminole County Only	Oct-08	9,036	(2,981)						
1066	252.1190	Tools, Shop, & Miscellaneous Equipment - Seminole County Only	Nov-08	9,036	(3,028)			Plant	A/D	Dep Exp	
1067	252.1190	Tools, Shop, & Miscellaneous Equipment - Seminole County Only	Dec-08	9,036	(3,075)			13-Month Average Restated	9,036	(2,792)	565
1068								13-Month Average Per Books	159,984	(104,494)	1,595
1069								Adjustment	(150,948)	101,702	(1,030)
1070								343.5	(98,382)	66,285	(672)
1071								393.7	(52,566)	35,417	(359)
1072											

1073	Account	Description	Year/Month	Plant Balance	A/D						
1074	252.1190	Tools, Shop, & Miscellaneous Equipment - UIF Allocation	2005	62,703	(29,568)						
1075	252.1190	Tools, Shop, & Miscellaneous Equipment - UIF Allocation	2006	62,925	(33,486)						
1076	252.1190	Tools, Shop, & Miscellaneous Equipment - UIF Allocation	Jan-07	63,214	(33,815)						
1077	252.1190	Tools, Shop, & Miscellaneous Equipment - UIF Allocation	Feb-07	63,214	(34,145)						
1078	252.1190	Tools, Shop, & Miscellaneous Equipment - UIF Allocation	Mar-07	63,214	(34,474)						
1079	252.1190	Tools, Shop, & Miscellaneous Equipment - UIF Allocation	Apr-07	63,214	(34,803)						
1080	252.1190	Tools, Shop, & Miscellaneous Equipment - UIF Allocation	May-07	63,214	(35,132)						
1081	252.1190	Tools, Shop, & Miscellaneous Equipment - UIF Allocation	Jun-07	63,214	(35,462)						
1082	252.1190	Tools, Shop, & Miscellaneous Equipment - UIF Allocation	Jul-07	63,214	(35,791)						
1083	252.1190	Tools, Shop, & Miscellaneous Equipment - UIF Allocation	Aug-07	63,214	(36,120)						
1084	252.1190	Tools, Shop, & Miscellaneous Equipment - UIF Allocation	Sep-07	63,214	(36,449)						
1085	252.1190	Tools, Shop, & Miscellaneous Equipment - UIF Allocation	Oct-07	63,214	(36,779)						
1086	252.1190	Tools, Shop, & Miscellaneous Equipment - UIF Allocation	Nov-07	63,214	(37,108)						
1087	252.1190	Tools, Shop, & Miscellaneous Equipment - UIF Allocation	Dec-07	63,214	(37,437)						
1088	252.1190	Tools, Shop, & Miscellaneous Equipment - UIF Allocation	Jan-08	63,214	(37,766)						
1089	252.1190	Tools, Shop, & Miscellaneous Equipment - UIF Allocation	Feb-08	63,214	(38,096)						
1090	252.1190	Tools, Shop, & Miscellaneous Equipment - UIF Allocation	Mar-08	63,214	(38,425)						
1091	252.1190	Tools, Shop, & Miscellaneous Equipment - UIF Allocation	Apr-08	63,214	(38,754)						
1092	252.1190	Tools, Shop, & Miscellaneous Equipment - UIF Allocation	May-08	63,214	(39,083)						
1093	252.1190	Tools, Shop, & Miscellaneous Equipment - UIF Allocation	Jun-08	63,214	(39,413)						
1094	252.1190	Tools, Shop, & Miscellaneous Equipment - UIF Allocation	Jul-08	63,214	(39,742)						
1095	252.1190	Tools, Shop, & Miscellaneous Equipment - UIF Allocation	Aug-08	63,214	(40,071)						
1096	252.1190	Tools, Shop, & Miscellaneous Equipment - UIF Allocation	Sep-08	63,214	(40,400)						
1097	252.1190	Tools, Shop, & Miscellaneous Equipment - UIF Allocation	Oct-08	63,214	(40,730)						
1098	252.1190	Tools, Shop, & Miscellaneous Equipment - UIF Allocation	Nov-08	63,214	(41,059)						
1099	252.1190	Tools, Shop, & Miscellaneous Equipment - UIF Allocation	Dec-08	63,214	(41,388)						
1100											
1101											
1102											
1103											
1104											
							Plant	A/D	Dep Exp		
13-Month Average Restated							63,214	(39,413)	3,951		
13-Month Average Per Books							-	-	-		
Adjustment							63,214	(39,413)	3,951		
<b>SEE "UIF ALLOCATION" TAB FOR ACTUAL ADJUSTMENT</b>											



1105	Account	Description	Year/Month	Plant Balance	A/D				
1106	252.1195	Laboratory Equipment	2005	3,240	(2,982)				
1107	252.1195	Laboratory Equipment	2006	3,240	(3,198)				
1108	252.1195	Laboratory Equipment	Jan-07	3,240	(3,216)				
1109	252.1195	Laboratory Equipment	Feb-07	3,240	(3,234)				
1110	252.1195	Laboratory Equipment	Mar-07	3,240	(3,240)				
1111	252.1195	Laboratory Equipment	Apr-07	3,240	(3,240)				
1112	252.1195	Laboratory Equipment	May-07	3,240	(3,240)				
1113	252.1195	Laboratory Equipment	Jun-07	3,240	(3,240)				
1114	252.1195	Laboratory Equipment	Jul-07	3,240	(3,240)				
1115	252.1195	Laboratory Equipment	Aug-07	3,240	(3,240)				
1116	252.1195	Laboratory Equipment	Sep-07	3,240	(3,240)				
1117	252.1195	Laboratory Equipment	Oct-07	3,240	(3,240)				
1118	252.1195	Laboratory Equipment	Nov-07	3,240	(3,240)				
1119	252.1195	Laboratory Equipment	Dec-07	3,240	(3,240)				
1120	252.1195	Laboratory Equipment	Jan-08	3,240	(3,240)				
1121	252.1195	Laboratory Equipment	Feb-08	3,240	(3,240)				
1122	252.1195	Laboratory Equipment	Mar-08	3,240	(3,240)				
1123	252.1195	Laboratory Equipment	Apr-08	3,240	(3,240)				
1124	252.1195	Laboratory Equipment	May-08	3,240	(3,240)				
1125	252.1195	Laboratory Equipment	Jun-08	3,240	(3,240)				
1126	252.1195	Laboratory Equipment	Jul-08	3,240	(3,240)				
1127	252.1195	Laboratory Equipment	Aug-08	3,240	(3,240)				
1128	252.1195	Laboratory Equipment	Sep-08	3,240	(3,240)				
1129	252.1195	Laboratory Equipment	Oct-08	3,240	(3,240)				
1130	252.1195	Laboratory Equipment	Nov-08	3,240	(3,240)		Plant	A/D	Dep Exp
1131	252.1195	Laboratory Equipment	Dec-08	3,240	(3,240)	13-Month Average Restated	3,240	(3,240)	-
1132						13-Month Average Per Books	6,103	(5,132)	64
1133						Adjustment	(2,863)	1,892	(64)
1134						344.5	(1,866)	1,233	(42)
1135						394.7	(997)	659	(22)
1136									

1137	Account	Description	Year/Month	Plant Balance	A/D				
1138	252.1200	Power Operated Equipment	2005	-	-				
1139	252.1200	Power Operated Equipment	2006	-	-				
1140	252.1200	Power Operated Equipment	Jan-07	-	-				
1141	252.1200	Power Operated Equipment	Feb-07	-	-				
1142	252.1200	Power Operated Equipment	Mar-07	-	-				
1143	252.1200	Power Operated Equipment	Apr-07	-	-				
1144	252.1200	Power Operated Equipment	May-07	-	-				
1145	252.1200	Power Operated Equipment	Jun-07	-	-				
1146	252.1200	Power Operated Equipment	Jul-07	-	-				
1147	252.1200	Power Operated Equipment	Aug-07	-	-				
1148	252.1200	Power Operated Equipment	Sep-07	-	-				
1149	252.1200	Power Operated Equipment	Oct-07	-	-				
1150	252.1200	Power Operated Equipment	Nov-07	-	-				
1151	252.1200	Power Operated Equipment	Dec-07	-	-				
1152	252.1200	Power Operated Equipment	Jan-08	-	-				
1153	252.1200	Power Operated Equipment	Feb-08	-	-				
1154	252.1200	Power Operated Equipment	Mar-08	-	-				
1155	252.1200	Power Operated Equipment	Apr-08	359	(2)				
1156	252.1200	Power Operated Equipment	May-08	359	(5)				
1157	252.1200	Power Operated Equipment	Jun-08	359	(7)				
1158	252.1200	Power Operated Equipment	Jul-08	2,425	(24)				
1159	252.1200	Power Operated Equipment	Aug-08	2,425	(41)				
1160	252.1200	Power Operated Equipment	Sep-08	2,425	(58)				
1161	252.1200	Power Operated Equipment	Oct-08	2,425	(75)				
1162	252.1200	Power Operated Equipment	Nov-08	2,691	(94)			Plant	A/D
1163	252.1200	Power Operated Equipment	Dec-08	2,691	(112)			13-Month Average Restated	1,243
1164								13-Month Average Per Books	(6)
1165								Adjustment	70
1166								345.5	(17)
1167								395.7	(9)
1168									24

1169	Account	Description	Year/Month	Plant Balance	A/D				
1170	252.1205	Communication Equipment	2005	-	-				
1171	252.1205	Communication Equipment	2006	-	-				
1172	252.1205	Communication Equipment	Jan-07	-	-				
1173	252.1205	Communication Equipment	Feb-07	-	-				
1174	252.1205	Communication Equipment	Mar-07	-	-				
1175	252.1205	Communication Equipment	Apr-07	-	-				
1176	252.1205	Communication Equipment	May-07	-	-				
1177	252.1205	Communication Equipment	Jun-07	-	-				
1178	252.1205	Communication Equipment	Jul-07	-	-				
1179	252.1205	Communication Equipment	Aug-07	-	-				
1180	252.1205	Communication Equipment	Sep-07	-	-				
1181	252.1205	Communication Equipment	Oct-07	-	-				
1182	252.1205	Communication Equipment	Nov-07	-	-				
1183	252.1205	Communication Equipment	Dec-07	-	-				
1184	252.1205	Communication Equipment	Jan-08	-	-				
1185	252.1205	Communication Equipment	Feb-08	-	-				
1186	252.1205	Communication Equipment	Mar-08	-	-				
1187	252.1205	Communication Equipment	Apr-08	-	-				
1188	252.1205	Communication Equipment	May-08	-	-				
1189	252.1205	Communication Equipment	Jun-08	-	-				
1190	252.1205	Communication Equipment	Jul-08	-	-				
1191	252.1205	Communication Equipment	Aug-08	-	-				
1192	252.1205	Communication Equipment	Sep-08	-	-				
1193	252.1205	Communication Equipment	Oct-08	-	-				
1194	252.1205	Communication Equipment	Nov-08	-	-		Plant	A/D	Dep Exp
1195	252.1205	Communication Equipment	Dec-08	-	-	13-Month Average Restated	-	-	-
1196						13-Month Average Per Books	66,017	(58,475)	54
1197						Adjustment	(66,017)	58,475	(54)
1198							346.5	(43,027)	38,112
1199							396.7	(22,990)	20,364
1200									

1201	Account	Description	Year/Month	Plant Balance	A/D				
1202	252.1215	Water Plant Allocated	2005						
1203	252.1215	Water Plant Allocated	2006	-	-				
1204	252.1215	Water Plant Allocated	Jan-07	-	-				
1205	252.1215	Water Plant Allocated	Feb-07	-	-				
1206	252.1215	Water Plant Allocated	Mar-07	-	-				
1207	252.1215	Water Plant Allocated	Apr-07	-	-				
1208	252.1215	Water Plant Allocated	May-07	-	-				
1209	252.1215	Water Plant Allocated	Jun-07	-	-				
1210	252.1215	Water Plant Allocated	Jul-07	-	-				
1211	252.1215	Water Plant Allocated	Aug-07	-	-				
1212	252.1215	Water Plant Allocated	Sep-07	-	-				
1213	252.1215	Water Plant Allocated	Oct-07	-	-				
1214	252.1215	Water Plant Allocated	Nov-07	-	-				
1215	252.1215	Water Plant Allocated	Dec-07	-	-				
1216	252.1215	Water Plant Allocated	Jan-08	-	-				
1217	252.1215	Water Plant Allocated	Feb-08	-	-				
1218	252.1215	Water Plant Allocated	Mar-08	-	-				
1219	252.1215	Water Plant Allocated	Apr-08	-	-				
1220	252.1215	Water Plant Allocated	May-08	-	-				
1221	252.1215	Water Plant Allocated	Jun-08	-	-				
1222	252.1215	Water Plant Allocated	Jul-08	-	-				
1223	252.1215	Water Plant Allocated	Aug-08	-	-				
1224	252.1215	Water Plant Allocated	Sep-08	-	-				
1225	252.1215	Water Plant Allocated	Oct-08	-	-				
1226	252.1215	Water Plant Allocated	Nov-08	-	-		Plant	A/D	Dep Exp
1227	252.1215	Water Plant Allocated	Dec-08	-	-	13-Month Average Restated	-	-	-
1228						13-Month Average Per Books	1,829	-	-
1229						Adjustment	(1,829)	-	-
1230						348.5			
1231									
1232									

1233	Account	Description	Year/Month	Plant Balance	A/D					
1234	252.1220	Other Tangible Plant - Water	2005	(77,872)	114,465					
1235	252.1220	Other Tangible Plant - Water	2006	(77,872)	114,465					
1236	252.1220	Other Tangible Plant - Water	Jan-07	(77,872)	114,465					
1237	252.1220	Other Tangible Plant - Water	Feb-07	(77,872)	114,465					
1238	252.1220	Other Tangible Plant - Water	Mar-07	(77,872)	114,465					
1239	252.1220	Other Tangible Plant - Water	Apr-07	(77,872)	114,465					
1240	252.1220	Other Tangible Plant - Water	May-07	(77,872)	114,465					
1241	252.1220	Other Tangible Plant - Water	Jun-07	(77,872)	114,465					
1242	252.1220	Other Tangible Plant - Water	Jul-07	(77,872)	114,465					
1243	252.1220	Other Tangible Plant - Water	Aug-07	(77,872)	114,465					
1244	252.1220	Other Tangible Plant - Water	Sep-07	(77,872)	114,465					
1245	252.1220	Other Tangible Plant - Water	Oct-07	(77,872)	114,465					
1246	252.1220	Other Tangible Plant - Water	Nov-07	(77,872)	114,465					
1247	252.1220	Other Tangible Plant - Water	Dec-07	(77,872)	114,465					
1248	252.1220	Other Tangible Plant - Water	Jan-08	(77,872)	114,465					
1249	252.1220	Other Tangible Plant - Water	Feb-08	(77,872)	114,465					
1250	252.1220	Other Tangible Plant - Water	Mar-08	(77,872)	114,465					
1251	252.1220	Other Tangible Plant - Water	Apr-08	(77,872)	114,465					
1252	252.1220	Other Tangible Plant - Water	May-08	(77,872)	114,465					
1253	252.1220	Other Tangible Plant - Water	Jun-08	(77,872)	114,465					
1254	252.1220	Other Tangible Plant - Water	Jul-08	(77,872)	114,465					
1255	252.1220	Other Tangible Plant - Water	Aug-08	(77,872)	114,465					
1256	252.1220	Other Tangible Plant - Water	Sep-08	(77,872)	114,465					
1257	252.1220	Other Tangible Plant - Water	Oct-08	(77,872)	114,465					
1258	252.1220	Other Tangible Plant - Water	Nov-08	(77,872)	114,465			Plant	A/D	Dep Exp
1259	252.1220	Other Tangible Plant - Water	Dec-08	(77,872)	114,465		13-Month Average Restated	(77,872)	114,465	-
1260							13-Month Average Per Books	(74,059)	-	-
1261							Adjustment	(3,813)	114,465	-
1262							348.5			
1263										
1264										

1265	Account	Description	Year/Month	Plant Balance	A/D						
1266	252.1245	Organization	2005	150	(98)						
1267	252.1245	Organization	2006	150	(101)						
1268	252.1245	Organization	Jan-07	150	(102)						
1269	252.1245	Organization	Feb-07	150	(102)						
1270	252.1245	Organization	Mar-07	150	(102)						
1271	252.1245	Organization	Apr-07	150	(103)						
1272	252.1245	Organization	May-07	150	(103)						
1273	252.1245	Organization	Jun-07	150	(103)						
1274	252.1245	Organization	Jul-07	150	(104)						
1275	252.1245	Organization	Aug-07	150	(104)						
1276	252.1245	Organization	Sep-07	150	(104)						
1277	252.1245	Organization	Oct-07	150	(104)						
1278	252.1245	Organization	Nov-07	150	(105)						
1279	252.1245	Organization	Dec-07	150	(105)						
1280	252.1245	Organization	Jan-08	150	(105)						
1281	252.1245	Organization	Feb-08	150	(106)						
1282	252.1245	Organization	Mar-08	150	(106)						
1283	252.1245	Organization	Apr-08	150	(106)						
1284	252.1245	Organization	May-08	150	(107)						
1285	252.1245	Organization	Jun-08	150	(107)						
1286	252.1245	Organization	Jul-08	150	(107)						
1287	252.1245	Organization	Aug-08	150	(108)						
1288	252.1245	Organization	Sep-08	150	(108)						
1289	252.1245	Organization	Oct-08	150	(108)						
1290	252.1245	Organization	Nov-08	150	(109)			Plant	A/D	Dep Exp	
1291	252.1245	Organization	Dec-08	150	(109)			13-Month Average Restated	150	(107)	4
1292								13-Month Average Per Books	150	(128)	-
1293								Adjustment	-	21	4
1294								352.1			
1295											

1296	Account	Description	Year/Month	Plant Balance	A/D				
1297	252.1285	Land & Land Rights - General	2005	-	-				
1298	252.1285	Land & Land Rights - General	2006	-	-				
1299	252.1285	Land & Land Rights - General	Jan-07	-	-				
1300	252.1285	Land & Land Rights - General	Feb-07	-	-				
1301	252.1285	Land & Land Rights - General	Mar-07	-	-				
1302	252.1285	Land & Land Rights - General	Apr-07	-	-				
1303	252.1285	Land & Land Rights - General	May-07	-	-				
1304	252.1285	Land & Land Rights - General	Jun-07	-	-				
1305	252.1285	Land & Land Rights - General	Jul-07	-	-				
1306	252.1285	Land & Land Rights - General	Aug-07	-	-				
1307	252.1285	Land & Land Rights - General	Sep-07	-	-				
1308	252.1285	Land & Land Rights - General	Oct-07	-	-				
1309	252.1285	Land & Land Rights - General	Nov-07	-	-				
1310	252.1285	Land & Land Rights - General	Dec-07	-	-				
1311	252.1285	Land & Land Rights - General	Jan-08	-	-				
1312	252.1285	Land & Land Rights - General	Feb-08	-	-				
1313	252.1285	Land & Land Rights - General	Mar-08	-	-				
1314	252.1285	Land & Land Rights - General	Apr-08	-	-				
1315	252.1285	Land & Land Rights - General	May-08	-	-				
1316	252.1285	Land & Land Rights - General	Jun-08	-	-				
1317	252.1285	Land & Land Rights - General	Jul-08	-	-				
1318	252.1285	Land & Land Rights - General	Aug-08	-	-				
1319	252.1285	Land & Land Rights - General	Sep-08	-	-				
1320	252.1285	Land & Land Rights - General	Oct-08	-	-				
1321	252.1285	Land & Land Rights - General	Nov-08	-	-			Plant	
1322	252.1285	Land & Land Rights - General	Dec-08	-	-			13-Month Average Restated	-
1323								13-Month Average Per Books	181,616
1324								Adjustment	(181,616)
1325								303.5	(118,370)
1326								353.7	(63,246)
1327									

1328	Account	Description	Year/Month	Plant Balance	A/D						
1329	252.1295	Structures & Improvements - Pump Lift Stations - Seminole County Only	2005	471,300	4,182						
1330	252.1295	Structures & Improvements - Pump Lift Stations - Seminole County Only	2006	590,622	(8,150)						
1331	252.1295	Structures & Improvements - Pump Lift Stations - Seminole County Only	Jan-07	591,576	(10,122)						
1332	252.1295	Structures & Improvements - Pump Lift Stations - Seminole County Only	Feb-07	591,576	(12,094)						
1333	252.1295	Structures & Improvements - Pump Lift Stations - Seminole County Only	Mar-07	593,201	(14,071)						
1334	252.1295	Structures & Improvements - Pump Lift Stations - Seminole County Only	Apr-07	594,184	(16,052)						
1335	252.1295	Structures & Improvements - Pump Lift Stations - Seminole County Only	May-07	594,184	(18,032)						
1336	252.1295	Structures & Improvements - Pump Lift Stations - Seminole County Only	Jun-07	597,278	(20,023)						
1337	252.1295	Structures & Improvements - Pump Lift Stations - Seminole County Only	Jul-07	597,278	(22,014)						
1338	252.1295	Structures & Improvements - Pump Lift Stations - Seminole County Only	Aug-07	597,278	(24,005)						
1339	252.1295	Structures & Improvements - Pump Lift Stations - Seminole County Only	Sep-07	597,583	(25,997)						
1340	252.1295	Structures & Improvements - Pump Lift Stations - Seminole County Only	Oct-07	597,651	(27,989)						
1341	252.1295	Structures & Improvements - Pump Lift Stations - Seminole County Only	Nov-07	600,147	(29,990)						
1342	252.1295	Structures & Improvements - Pump Lift Stations - Seminole County Only	Dec-07	600,147	(31,990)						
1343	252.1295	Structures & Improvements - Pump Lift Stations - Seminole County Only	Jan-08	774,795	(34,573)						
1344	252.1295	Structures & Improvements - Pump Lift Stations - Seminole County Only	Feb-08	774,795	(37,155)						
1345	252.1295	Structures & Improvements - Pump Lift Stations - Seminole County Only	Mar-08	776,863	(39,745)						
1346	252.1295	Structures & Improvements - Pump Lift Stations - Seminole County Only	Apr-08	777,818	(42,338)						
1347	252.1295	Structures & Improvements - Pump Lift Stations - Seminole County Only	May-08	777,818	(44,930)						
1348	252.1295	Structures & Improvements - Pump Lift Stations - Seminole County Only	Jun-08	777,852	(47,523)						
1349	252.1295	Structures & Improvements - Pump Lift Stations - Seminole County Only	Jul-08	777,886	(50,116)						
1350	252.1295	Structures & Improvements - Pump Lift Stations - Seminole County Only	Aug-08	777,903	(52,709)						
1351	252.1295	Structures & Improvements - Pump Lift Stations - Seminole County Only	Sep-08	779,347	(55,307)						
1352	252.1295	Structures & Improvements - Pump Lift Stations - Seminole County Only	Oct-08	779,517	(57,905)						
1353	252.1295	Structures & Improvements - Pump Lift Stations - Seminole County Only	Nov-08	783,272	(60,516)			Plant	A/D	Dep Exp	
1354	252.1295	Structures & Improvements - Pump Lift Stations - Seminole County Only	Dec-08	790,344	(63,151)			13-Month Average Restated	765,258	(47,535)	31,161
1355								13-Month Average Per Books	888,768	(180,313)	33,432
1356								Adjustment	(123,510)	132,778	(2,271)
1357								354.3			
1358											



1359	Account	Description	Year/Month	Plant Balance	A/D				
1360	252.1295	Structures & Improvements - Pump Lift Stations - UIF Allocation	2005	-	-				
1361	252.1295	Structures & Improvements - Pump Lift Stations - UIF Allocation	2006	-	-				
1362	252.1295	Structures & Improvements - Pump Lift Stations - UIF Allocation	Jan-07	-	-				
1363	252.1295	Structures & Improvements - Pump Lift Stations - UIF Allocation	Feb-07	-	-				
1364	252.1295	Structures & Improvements - Pump Lift Stations - UIF Allocation	Mar-07	-	-				
1365	252.1295	Structures & Improvements - Pump Lift Stations - UIF Allocation	Apr-07	-	-				
1366	252.1295	Structures & Improvements - Pump Lift Stations - UIF Allocation	May-07	-	-				
1367	252.1295	Structures & Improvements - Pump Lift Stations - UIF Allocation	Jun-07	-	-				
1368	252.1295	Structures & Improvements - Pump Lift Stations - UIF Allocation	Jul-07	-	-				
1369	252.1295	Structures & Improvements - Pump Lift Stations - UIF Allocation	Aug-07	-	-				
1370	252.1295	Structures & Improvements - Pump Lift Stations - UIF Allocation	Sep-07	-	-				
1371	252.1295	Structures & Improvements - Pump Lift Stations - UIF Allocation	Oct-07	-	-				
1372	252.1295	Structures & Improvements - Pump Lift Stations - UIF Allocation	Nov-07	-	-				
1373	252.1295	Structures & Improvements - Pump Lift Stations - UIF Allocation	Dec-07	-	-				
1374	252.1295	Structures & Improvements - Pump Lift Stations - UIF Allocation	Jan-08	-	-				
1375	252.1295	Structures & Improvements - Pump Lift Stations - UIF Allocation	Feb-08	2,453	(8)				
1376	252.1295	Structures & Improvements - Pump Lift Stations - UIF Allocation	Mar-08	2,453	(16)				
1377	252.1295	Structures & Improvements - Pump Lift Stations - UIF Allocation	Apr-08	2,453	(25)				
1378	252.1295	Structures & Improvements - Pump Lift Stations - UIF Allocation	May-08	2,453	(33)				
1379	252.1295	Structures & Improvements - Pump Lift Stations - UIF Allocation	Jun-08	2,453	(41)				
1380	252.1295	Structures & Improvements - Pump Lift Stations - UIF Allocation	Jul-08	2,453	(49)				
1381	252.1295	Structures & Improvements - Pump Lift Stations - UIF Allocation	Aug-08	2,453	(57)				
1382	252.1295	Structures & Improvements - Pump Lift Stations - UIF Allocation	Sep-08	2,453	(65)				
1383	252.1295	Structures & Improvements - Pump Lift Stations - UIF Allocation	Oct-08	2,453	(74)				
1384	252.1295	Structures & Improvements - Pump Lift Stations - UIF Allocation	Nov-08	2,453	(82)				
1385	252.1295	Structures & Improvements - Pump Lift Stations - UIF Allocation	Dec-08	2,453	(90)				
1386									
1387									
1388									
1389									
1390									
						Plant	A/D	Dep Exp	
13-Month Average Restated						2,075	(42)		
13-Month Average Per Books						-	-		
Adjustment						2,075	(42)	-	
<b>SEE "UIF ALLOCATION" TAB FOR ACTUAL ADJUSTMENT</b>									

1391	Account	Description	Year/Month	Plant Balance	A/D						
1392	255.1300	Structures & Improvements - Wastewater Treatment	2005	213,353	(143,887)						
1393	255.1300	Structures & Improvements - Wastewater Treatment	2006	213,353	(150,555)						
1394	255.1300	Structures & Improvements - Wastewater Treatment	Jan-07	213,353	(151,110)						
1395	255.1300	Structures & Improvements - Wastewater Treatment	Feb-07	213,353	(151,666)						
1396	255.1300	Structures & Improvements - Wastewater Treatment	Mar-07	213,353	(152,222)						
1397	255.1300	Structures & Improvements - Wastewater Treatment	Apr-07	213,353	(152,777)						
1398	255.1300	Structures & Improvements - Wastewater Treatment	May-07	213,353	(153,333)						
1399	255.1300	Structures & Improvements - Wastewater Treatment	Jun-07	213,353	(153,888)						
1400	255.1300	Structures & Improvements - Wastewater Treatment	Jul-07	213,353	(154,444)						
1401	255.1300	Structures & Improvements - Wastewater Treatment	Aug-07	213,353	(155,000)						
1402	255.1300	Structures & Improvements - Wastewater Treatment	Sep-07	213,353	(155,555)						
1403	255.1300	Structures & Improvements - Wastewater Treatment	Oct-07	213,353	(156,111)						
1404	255.1300	Structures & Improvements - Wastewater Treatment	Nov-07	213,353	(156,666)						
1405	255.1300	Structures & Improvements - Wastewater Treatment	Dec-07	213,353	(157,222)						
1406	255.1300	Structures & Improvements - Wastewater Treatment	Jan-08	213,353	(157,778)						
1407	255.1300	Structures & Improvements - Wastewater Treatment	Feb-08	213,353	(158,333)						
1408	255.1300	Structures & Improvements - Wastewater Treatment	Mar-08	213,353	(158,889)						
1409	255.1300	Structures & Improvements - Wastewater Treatment	Apr-08	213,353	(159,444)						
1410	255.1300	Structures & Improvements - Wastewater Treatment	May-08	213,353	(160,000)						
1411	255.1300	Structures & Improvements - Wastewater Treatment	Jun-08	213,353	(160,556)						
1412	255.1300	Structures & Improvements - Wastewater Treatment	Jul-08	213,353	(161,111)						
1413	255.1300	Structures & Improvements - Wastewater Treatment	Aug-08	213,353	(161,667)						
1414	255.1300	Structures & Improvements - Wastewater Treatment	Sep-08	213,353	(162,222)						
1415	255.1300	Structures & Improvements - Wastewater Treatment	Oct-08	213,353	(162,778)						
1416	255.1300	Structures & Improvements - Wastewater Treatment	Nov-08	213,353	(163,334)			Plant	A/D	Dep Exp	
1417	255.1300	Structures & Improvements - Wastewater Treatment	Dec-08	213,353	(163,889)			13-Month Average Restated	213,353	(160,556)	6,667
1418								13-Month Average Per Books	-	-	-
1419								Adjustment	213,353	(160,556)	6,667
1420								354.4			
1421											

1422	Account	Description	Year/Month	Plant Balance	A/D				
1423	252.1315	Structures & Improvements - General	2005	-	-				
1424	252.1315	Structures & Improvements - General	2006	-	-				
1425	252.1315	Structures & Improvements - General	Jan-07	-	-				
1426	252.1315	Structures & Improvements - General	Feb-07	-	-				
1427	252.1315	Structures & Improvements - General	Mar-07	-	-				
1428	252.1315	Structures & Improvements - General	Apr-07	-	-				
1429	252.1315	Structures & Improvements - General	May-07	-	-				
1430	252.1315	Structures & Improvements - General	Jun-07	-	-				
1431	252.1315	Structures & Improvements - General	Jul-07	-	-				
1432	252.1315	Structures & Improvements - General	Aug-07	-	-				
1433	252.1315	Structures & Improvements - General	Sep-07	-	-				
1434	252.1315	Structures & Improvements - General	Oct-07	-	-				
1435	252.1315	Structures & Improvements - General	Nov-07	-	-				
1436	252.1315	Structures & Improvements - General	Dec-07	-	-				
1437	252.1315	Structures & Improvements - General	Jan-08	-	-				
1438	252.1315	Structures & Improvements - General	Feb-08	-	-				
1439	252.1315	Structures & Improvements - General	Mar-08	-	-				
1440	252.1315	Structures & Improvements - General	Apr-08	-	-				
1441	252.1315	Structures & Improvements - General	May-08	-	-				
1442	252.1315	Structures & Improvements - General	Jun-08	-	-				
1443	252.1315	Structures & Improvements - General	Jul-08	-	-				
1444	252.1315	Structures & Improvements - General	Aug-08	-	-				
1445	252.1315	Structures & Improvements - General	Sep-08	-	-				
1446	252.1315	Structures & Improvements - General	Oct-08	-	-				
1447	252.1315	Structures & Improvements - General	Nov-08	-	-		Plant	A/D	Dep Exp
1448	252.1315	Structures & Improvements - General	Dec-08	-	-	13-Month Average Restated	-	-	-
1449						13-Month Average Per Books	213,353	(160,593)	6,685
1450						Adjustment	(213,353)	160,593	(6,685)
1451						304.5	(139,055)	104,668	(4,357)
1452						354.7	(74,298)	55,925	(2,328)
1453									

1454	Account	Description	Year/Month	Plant Balance	A/D					
1455	252.1320	Power Generation Equipment - Collection	2005	-	-					
1456	252.1320	Power Generation Equipment - Collection	2006	-	-					
1457	252.1320	Power Generation Equipment - Collection	Jan-07	-	-					
1458	252.1320	Power Generation Equipment - Collection	Feb-07	-	-					
1459	252.1320	Power Generation Equipment - Collection	Mar-07	-	-					
1460	252.1320	Power Generation Equipment - Collection	Apr-07	-	-					
1461	252.1320	Power Generation Equipment - Collection	May-07	-	-					
1462	252.1320	Power Generation Equipment - Collection	Jun-07	-	-					
1463	252.1320	Power Generation Equipment - Collection	Jul-07	-	-					
1464	252.1320	Power Generation Equipment - Collection	Aug-07	-	-					
1465	252.1320	Power Generation Equipment - Collection	Sep-07	-	-					
1466	252.1320	Power Generation Equipment - Collection	Oct-07	-	-					
1467	252.1320	Power Generation Equipment - Collection	Nov-07	-	-					
1468	252.1320	Power Generation Equipment - Collection	Dec-07	-	-					
1469	252.1320	Power Generation Equipment - Collection	Jan-08	-	-					
1470	252.1320	Power Generation Equipment - Collection	Feb-08	-	-					
1471	252.1320	Power Generation Equipment - Collection	Mar-08	-	-					
1472	252.1320	Power Generation Equipment - Collection	Apr-08	-	-					
1473	252.1320	Power Generation Equipment - Collection	May-08	-	-					
1474	252.1320	Power Generation Equipment - Collection	Jun-08	-	-					
1475	252.1320	Power Generation Equipment - Collection	Jul-08	-	-					
1476	252.1320	Power Generation Equipment - Collection	Aug-08	-	-					
1477	252.1320	Power Generation Equipment - Collection	Sep-08	-	-					
1478	252.1320	Power Generation Equipment - Collection	Oct-08	-	-					
1479	252.1320	Power Generation Equipment - Collection	Nov-08	-	-			Plant	A/D	Dep Exp
1480	252.1320	Power Generation Equipment - Collection	Dec-08	523	(2)	13-Month Average Restated		40	(0)	1
1481						13-Month Average Per Books		40	(0)	1
1482						Adjustment		-	(0)	1
1483								355.2		
1484										

1485	Account	Description	Year/Month	Plant Balance	A/D						
1486	252.1345	Force Mains	2005	11,633	(7,223)						
1487	252.1345	Force Mains	2006	11,648	(7,611)						
1488	252.1345	Force Mains	Jan-07	11,648	(7,643)						
1489	252.1345	Force Mains	Feb-07	11,648	(7,675)						
1490	252.1345	Force Mains	Mar-07	11,648	(7,708)						
1491	252.1345	Force Mains	Apr-07	11,648	(7,740)						
1492	252.1345	Force Mains	May-07	11,648	(7,772)						
1493	252.1345	Force Mains	Jun-07	11,648	(7,805)						
1494	252.1345	Force Mains	Jul-07	11,648	(7,837)						
1495	252.1345	Force Mains	Aug-07	11,648	(7,869)						
1496	252.1345	Force Mains	Sep-07	11,648	(7,902)						
1497	252.1345	Force Mains	Oct-07	11,648	(7,934)						
1498	252.1345	Force Mains	Nov-07	11,648	(7,967)						
1499	252.1345	Force Mains	Dec-07	11,648	(7,999)						
1500	252.1345	Force Mains	Jan-08	11,648	(8,031)						
1501	252.1345	Force Mains	Feb-08	11,648	(8,064)						
1502	252.1345	Force Mains	Mar-08	11,648	(8,096)						
1503	252.1345	Force Mains	Apr-08	11,648	(8,128)						
1504	252.1345	Force Mains	May-08	11,648	(8,161)						
1505	252.1345	Force Mains	Jun-08	11,648	(8,193)						
1506	252.1345	Force Mains	Jul-08	11,648	(8,225)						
1507	252.1345	Force Mains	Aug-08	11,648	(8,258)						
1508	252.1345	Force Mains	Sep-08	11,648	(8,290)						
1509	252.1345	Force Mains	Oct-08	11,648	(8,322)						
1510	252.1345	Force Mains	Nov-08	11,654	(8,355)			Plant	A/D	Dep Exp	
1511	252.1345	Force Mains	Dec-08	11,707	(8,387)			13-Month Average Restated	11,653	(8,193)	388
1512								13-Month Average Per Books	134,855	(73,306)	4,495
1513								Adjustment	(123,201)	65,113	(4,107)
1514								360.2			
1515											

1516	Account	Description	Year/Month	Plant Balance	A/D						
1517	252.1350	Gravity Mains	2005	1,756,451	(415,452)						
1518	252.1350	Gravity Mains	2006	1,762,695	(456,343)						
1519	252.1350	Gravity Mains	Jan-07	1,762,695	(459,607)						
1520	252.1350	Gravity Mains	Feb-07	1,762,695	(462,872)						
1521	252.1350	Gravity Mains	Mar-07	1,762,820	(466,136)						
1522	252.1350	Gravity Mains	Apr-07	1,762,820	(469,401)						
1523	252.1350	Gravity Mains	May-07	1,762,820	(472,665)						
1524	252.1350	Gravity Mains	Jun-07	1,763,008	(475,930)						
1525	252.1350	Gravity Mains	Jul-07	1,763,008	(479,195)						
1526	252.1350	Gravity Mains	Aug-07	1,763,008	(482,460)						
1527	252.1350	Gravity Mains	Sep-07	1,763,550	(485,725)						
1528	252.1350	Gravity Mains	Oct-07	1,763,652	(488,991)						
1529	252.1350	Gravity Mains	Nov-07	1,763,652	(492,257)						
1530	252.1350	Gravity Mains	Dec-07	1,763,652	(495,523)						
1531	252.1350	Gravity Mains	Jan-08	1,763,652	(498,789)						
1532	252.1350	Gravity Mains	Feb-08	1,763,652	(502,055)						
1533	252.1350	Gravity Mains	Mar-08	1,768,436	(505,330)						
1534	252.1350	Gravity Mains	Apr-08	1,768,436	(508,605)						
1535	252.1350	Gravity Mains	May-08	1,768,436	(511,880)						
1536	252.1350	Gravity Mains	Jun-08	1,768,436	(515,155)						
1537	252.1350	Gravity Mains	Jul-08	1,768,600	(518,430)						
1538	252.1350	Gravity Mains	Aug-08	1,768,600	(521,705)						
1539	252.1350	Gravity Mains	Sep-08	1,768,912	(524,981)						
1540	252.1350	Gravity Mains	Oct-08	1,771,257	(528,261)						
1541	252.1350	Gravity Mains	Nov-08	1,771,323	(531,541)			Plant	A/D	Dep Exp	
1542	252.1350	Gravity Mains	Dec-08	1,771,421	(534,822)			13-Month Average Restated	1,768,063	(515,160)	39,298
1543								13-Month Average Per Books	1,740,842	(459,757)	41,674
1544								Adjustment	27,221	(55,403)	(2,376)
1545								361.2			
1546											

1547	Account	Description	Year/Month	Plant Balance	A/D						
1548	252.1353	Manholes - Seminole County Only	2005	(9,727)	35,771						
1549	253.1353	Manholes - Seminole County Only	2006	(9,414)	35,771						
1550	254.1353	Manholes - Seminole County Only	Jan-07	(9,414)	35,771						
1551	255.1353	Manholes - Seminole County Only	Feb-07	(8,014)	35,771						
1552	256.1353	Manholes - Seminole County Only	Mar-07	(8,014)	35,771						
1553	257.1353	Manholes - Seminole County Only	Apr-07	(8,014)	35,771						
1554	258.1353	Manholes - Seminole County Only	May-07	(8,014)	35,771						
1555	259.1353	Manholes - Seminole County Only	Jun-07	(7,952)	35,771						
1556	260.1353	Manholes - Seminole County Only	Jul-07	(7,298)	35,771						
1557	261.1353	Manholes - Seminole County Only	Aug-07	(7,298)	35,771						
1558	262.1353	Manholes - Seminole County Only	Sep-07	(7,162)	35,771						
1559	263.1353	Manholes - Seminole County Only	Oct-07	(7,225)	35,771						
1560	264.1353	Manholes - Seminole County Only	Nov-07	(7,225)	35,771						
1561	265.1353	Manholes - Seminole County Only	Dec-07	(7,225)	35,771						
1562	266.1353	Manholes - Seminole County Only	Jan-08	(7,225)	35,771						
1563	267.1353	Manholes - Seminole County Only	Feb-08	(7,225)	35,771						
1564	268.1353	Manholes - Seminole County Only	Mar-08	(7,059)	35,771						
1565	269.1353	Manholes - Seminole County Only	Apr-08	(7,059)	35,771						
1566	270.1353	Manholes - Seminole County Only	May-08	(7,059)	35,771						
1567	271.1353	Manholes - Seminole County Only	Jun-08	(7,059)	35,771						
1568	272.1353	Manholes - Seminole County Only	Jul-08	(7,053)	35,771						
1569	273.1353	Manholes - Seminole County Only	Aug-08	(7,053)	35,771						
1570	274.1353	Manholes - Seminole County Only	Sep-08	(7,042)	35,771						
1571	275.1353	Manholes - Seminole County Only	Oct-08	(6,961)	35,771						
1572	276.1353	Manholes - Seminole County Only	Nov-08	(6,959)	35,771			Plant	A/D	Dep Exp	
1573	277.1353	Manholes - Seminole County Only	Dec-08	(6,955)	35,771			13-Month Average Restated	(7,072)	35,771	-
1574								13-Month Average Per Books	-	-	-
1575								Adjustment	(7,072)	35,771	-
1576								361.2			
1577											

1578	Account	Description	Year/Month	Plant Balance	A/D						
1579	252.1353	Manholes - UIF Allocation	2005	(67,270)	74,744						
1580	252.1353	Manholes - UIF Allocation	2006	(67,270)	74,744						
1581	252.1353	Manholes - UIF Allocation	Jan-07	(67,270)	74,744						
1582	252.1353	Manholes - UIF Allocation	Feb-07	(67,270)	74,744						
1583	252.1353	Manholes - UIF Allocation	Mar-07	(67,270)	74,744						
1584	252.1353	Manholes - UIF Allocation	Apr-07	(67,270)	74,744						
1585	252.1353	Manholes - UIF Allocation	May-07	(67,270)	74,744						
1586	252.1353	Manholes - UIF Allocation	Jun-07	(67,270)	74,744						
1587	252.1353	Manholes - UIF Allocation	Jul-07	(67,270)	74,744						
1588	252.1353	Manholes - UIF Allocation	Aug-07	(67,270)	74,744						
1589	252.1353	Manholes - UIF Allocation	Sep-07	(67,270)	74,744						
1590	252.1353	Manholes - UIF Allocation	Oct-07	(67,270)	74,744						
1591	252.1353	Manholes - UIF Allocation	Nov-07	(67,270)	74,744						
1592	252.1353	Manholes - UIF Allocation	Dec-07	(67,270)	74,744						
1593	252.1353	Manholes - UIF Allocation	Jan-08	(67,270)	74,744						
1594	252.1353	Manholes - UIF Allocation	Feb-08	(67,270)	74,744						
1595	252.1353	Manholes - UIF Allocation	Mar-08	(67,270)	74,744						
1596	252.1353	Manholes - UIF Allocation	Apr-08	(67,270)	74,744						
1597	252.1353	Manholes - UIF Allocation	May-08	(67,270)	74,744						
1598	252.1353	Manholes - UIF Allocation	Jun-08	(67,270)	74,744						
1599	252.1353	Manholes - UIF Allocation	Jul-08	(67,270)	74,744						
1600	252.1353	Manholes - UIF Allocation	Aug-08	(67,270)	74,744						
1601	252.1353	Manholes - UIF Allocation	Sep-08	(67,270)	74,744						
1602	252.1353	Manholes - UIF Allocation	Oct-08	(67,270)	74,744						
1603	252.1353	Manholes - UIF Allocation	Nov-08	(67,270)	74,744						
1604	252.1353	Manholes - UIF Allocation	Dec-08	(67,270)	74,744						
1605											
1606											
1607											
1608											
1609											
							Plant	A/D	Dep Exp		
13-Month Average Restated							(67,270)	74,744	-		
13-Month Average Per Books							-	-	-		
Adjustment							(67,270)	74,744	-		
<b>SEE "UIF ALLOCATION" TAB FOR ACTUAL ADJUSTMENT</b>											



1610	Account	Description	Year/Month	Plant Balance	A/D						
1611	252.1360	Services To Customers	2005	121,324	(55,773)						
1612	252.1360	Services To Customers	2006	121,530	(58,529)						
1613	252.1360	Services To Customers	Jan-07	121,530	(58,795)						
1614	252.1360	Services To Customers	Feb-07	121,530	(59,062)						
1615	252.1360	Services To Customers	Mar-07	121,530	(59,328)						
1616	252.1360	Services To Customers	Apr-07	121,530	(59,595)						
1617	252.1360	Services To Customers	May-07	121,530	(59,861)						
1618	252.1360	Services To Customers	Jun-07	121,530	(60,128)						
1619	252.1360	Services To Customers	Jul-07	121,530	(60,394)						
1620	252.1360	Services To Customers	Aug-07	121,530	(60,661)						
1621	252.1360	Services To Customers	Sep-07	121,657	(60,549)						
1622	252.1360	Services To Customers	Oct-07	123,149	(60,819)						
1623	252.1360	Services To Customers	Nov-07	123,149	(61,089)						
1624	252.1360	Services To Customers	Dec-07	123,149	(61,359)						
1625	252.1360	Services To Customers	Jan-08	123,149	(61,629)						
1626	252.1360	Services To Customers	Feb-08	123,149	(61,899)						
1627	252.1360	Services To Customers	Mar-08	123,149	(62,169)						
1628	252.1360	Services To Customers	Apr-08	123,149	(62,439)						
1629	252.1360	Services To Customers	May-08	123,149	(62,709)						
1630	252.1360	Services To Customers	Jun-08	123,149	(62,979)						
1631	252.1360	Services To Customers	Jul-08	123,149	(63,249)						
1632	252.1360	Services To Customers	Aug-08	123,149	(63,519)						
1633	252.1360	Services To Customers	Sep-08	123,149	(63,789)						
1634	252.1360	Services To Customers	Oct-08	123,149	(64,059)						
1635	252.1360	Services To Customers	Nov-08	123,211	(64,330)			Plant	A/D	Dep Exp	
1636	252.1360	Services To Customers	Dec-08	123,769	(64,601)			13-Month Average Restated	123,201	(62,979)	3,242
1637								13-Month Average Per Books	-	-	-
1638								Adjustment	123,201	(62,979)	3,242
1639								363.2			
1640											

1641	Account	Description	Year/Month	Plant Balance	A/D					
1642	252.1380	Pumping Equipment - Pumping Plant	2005	-	-					
1643	252.1380	Pumping Equipment - Pumping Plant	2006	-	-					
1644	252.1380	Pumping Equipment - Pumping Plant	Jan-07	-	-					
1645	252.1380	Pumping Equipment - Pumping Plant	Feb-07	-	-					
1646	252.1380	Pumping Equipment - Pumping Plant	Mar-07	-	-					
1647	252.1380	Pumping Equipment - Pumping Plant	Apr-07	-	-					
1648	252.1380	Pumping Equipment - Pumping Plant	May-07	-	-					
1649	252.1380	Pumping Equipment - Pumping Plant	Jun-07	-	-					
1650	252.1380	Pumping Equipment - Pumping Plant	Jul-07	-	-					
1651	252.1380	Pumping Equipment - Pumping Plant	Aug-07	-	-					
1652	252.1380	Pumping Equipment - Pumping Plant	Sep-07	-	-					
1653	252.1380	Pumping Equipment - Pumping Plant	Oct-07	-	-					
1654	252.1380	Pumping Equipment - Pumping Plant	Nov-07	-	-					
1655	252.1380	Pumping Equipment - Pumping Plant	Dec-07	-	-					
1656	252.1380	Pumping Equipment - Pumping Plant	Jan-08	-	-					
1657	252.1380	Pumping Equipment - Pumping Plant	Feb-08	-	-					
1658	252.1380	Pumping Equipment - Pumping Plant	Mar-08	-	-					
1659	252.1380	Pumping Equipment - Pumping Plant	Apr-08	-	-					
1660	252.1380	Pumping Equipment - Pumping Plant	May-08	-	-					
1661	252.1380	Pumping Equipment - Pumping Plant	Jun-08	-	-					
1662	252.1380	Pumping Equipment - Pumping Plant	Jul-08	-	-					
1663	252.1380	Pumping Equipment - Pumping Plant	Aug-08	-	-					
1664	252.1380	Pumping Equipment - Pumping Plant	Sep-08	271	(1)					
1665	252.1380	Pumping Equipment - Pumping Plant	Oct-08	271	(3)					
1666	252.1380	Pumping Equipment - Pumping Plant	Nov-08	339	(4)			Plant	A/D	Dep Exp
1667	252.1380	Pumping Equipment - Pumping Plant	Dec-08	396	(6)		13-Month Average Restated	98	(1)	3
1668							13-Month Average Per Books	98	(0)	2
1669							Adjustment	-	(1)	1
1670							371.3			
1671										

1672	Account	Description	Year/Month	Plant Balance	A/D						
1673	252.1435	Treatment & Disposal - Lagoons	2005	590	(188)						
1674	252.1395	Treatment & Disposal - Lagoons	2006	590	(221)						
1675	252.1395	Treatment & Disposal - Lagoons	Jan-07	590	(223)						
1676	252.1395	Treatment & Disposal - Lagoons	Feb-07	590	(226)						
1677	252.1395	Treatment & Disposal - Lagoons	Mar-07	590	(229)						
1678	252.1395	Treatment & Disposal - Lagoons	Apr-07	590	(231)						
1679	252.1395	Treatment & Disposal - Lagoons	May-07	590	(234)						
1680	252.1395	Treatment & Disposal - Lagoons	Jun-07	590	(237)						
1681	252.1395	Treatment & Disposal - Lagoons	Jul-07	590	(240)						
1682	252.1395	Treatment & Disposal - Lagoons	Aug-07	590	(242)						
1683	252.1395	Treatment & Disposal - Lagoons	Sep-07	590	(245)						
1684	252.1395	Treatment & Disposal - Lagoons	Oct-07	590	(248)						
1685	252.1395	Treatment & Disposal - Lagoons	Nov-07	590	(251)						
1686	252.1395	Treatment & Disposal - Lagoons	Dec-07	590	(253)						
1687	252.1395	Treatment & Disposal - Lagoons	Jan-08	590	(256)						
1688	252.1395	Treatment & Disposal - Lagoons	Feb-08	590	(259)						
1689	252.1395	Treatment & Disposal - Lagoons	Mar-08	590	(262)						
1690	252.1395	Treatment & Disposal - Lagoons	Apr-08	590	(264)						
1691	252.1395	Treatment & Disposal - Lagoons	May-08	590	(267)						
1692	252.1395	Treatment & Disposal - Lagoons	Jun-08	590	(270)						
1693	252.1395	Treatment & Disposal - Lagoons	Jul-08	590	(272)						
1694	252.1395	Treatment & Disposal - Lagoons	Aug-08	590	(275)						
1695	252.1395	Treatment & Disposal - Lagoons	Sep-08	590	(278)						
1696	252.1395	Treatment & Disposal - Lagoons	Oct-08	590	(281)						
1697	252.1395	Treatment & Disposal - Lagoons	Nov-08	590	(283)			Plant	A/D		
1698	252.1395	Treatment & Disposal - Lagoons	Dec-08	590	(286)			13-Month Average Restated	590	(270)	33
1699								13-Month Average Per Books	590	(230)	17
1700								Adjustment	-	(40)	16
1701								380.4			
1702											

1703	Account	Description	Year/Month	Plant Balance	A/D						
1704	255.1400	Treatment & Disposal - Wastewater Treatment Plant - Seminole County Only	2005	(174,130)	245,569						
1705	255.1400	Treatment & Disposal - Wastewater Treatment Plant - Seminole County Only	2006	(173,658)	245,569						
1706	255.1400	Treatment & Disposal - Wastewater Treatment Plant - Seminole County Only	Jan-07	(173,658)	245,569						
1707	255.1400	Treatment & Disposal - Wastewater Treatment Plant - Seminole County Only	Feb-07	(173,658)	245,569						
1708	255.1400	Treatment & Disposal - Wastewater Treatment Plant - Seminole County Only	Mar-07	(173,658)	245,569						
1709	255.1400	Treatment & Disposal - Wastewater Treatment Plant - Seminole County Only	Apr-07	(173,658)	245,569						
1710	255.1400	Treatment & Disposal - Wastewater Treatment Plant - Seminole County Only	May-07	(173,658)	245,569						
1711	255.1400	Treatment & Disposal - Wastewater Treatment Plant - Seminole County Only	Jun-07	(173,658)	245,569						
1712	255.1400	Treatment & Disposal - Wastewater Treatment Plant - Seminole County Only	Jul-07	(173,396)	245,569						
1713	255.1400	Treatment & Disposal - Wastewater Treatment Plant - Seminole County Only	Aug-07	(173,396)	245,569						
1714	255.1400	Treatment & Disposal - Wastewater Treatment Plant - Seminole County Only	Sep-07	(173,396)	245,569						
1715	255.1400	Treatment & Disposal - Wastewater Treatment Plant - Seminole County Only	Oct-07	(173,396)	245,569						
1716	255.1400	Treatment & Disposal - Wastewater Treatment Plant - Seminole County Only	Nov-07	(173,396)	245,569						
1717	255.1400	Treatment & Disposal - Wastewater Treatment Plant - Seminole County Only	Dec-07	(173,396)	245,569						
1718	255.1400	Treatment & Disposal - Wastewater Treatment Plant - Seminole County Only	Jan-08	(173,396)	245,569						
1719	255.1400	Treatment & Disposal - Wastewater Treatment Plant - Seminole County Only	Feb-08	(173,396)	245,569						
1720	255.1400	Treatment & Disposal - Wastewater Treatment Plant - Seminole County Only	Mar-08	(173,396)	245,569						
1721	255.1400	Treatment & Disposal - Wastewater Treatment Plant - Seminole County Only	Apr-08	(173,396)	245,569						
1722	255.1400	Treatment & Disposal - Wastewater Treatment Plant - Seminole County Only	May-08	(173,396)	245,569						
1723	255.1400	Treatment & Disposal - Wastewater Treatment Plant - Seminole County Only	Jun-08	(173,396)	245,569						
1724	255.1400	Treatment & Disposal - Wastewater Treatment Plant - Seminole County Only	Jul-08	(173,396)	245,569						
1725	255.1400	Treatment & Disposal - Wastewater Treatment Plant - Seminole County Only	Aug-08	(173,396)	245,569						
1726	255.1400	Treatment & Disposal - Wastewater Treatment Plant - Seminole County Only	Sep-08	(173,396)	245,569						
1727	255.1400	Treatment & Disposal - Wastewater Treatment Plant - Seminole County Only	Oct-08	(173,396)	245,569						
1728	255.1400	Treatment & Disposal - Wastewater Treatment Plant - Seminole County Only	Nov-08	(173,396)	245,569			Plant	A/D	Dep Exp	
1729	255.1400	Treatment & Disposal - Wastewater Treatment Plant - Seminole County Only	Dec-08	(173,396)	245,569			13-Month Average Restated	(173,396)	245,569	-
1730								13-Month Average Per Books	(496,596)	280,006	32
1731								Adjustment	323,200	(34,437)	(32)
1732								380.4			



1766	Account	Description	Year/Month	Plant Balance	A/D				
1767	252.1470	Tools, Shop, & Miscellaneous Equipment	2005	-	-				
1768	252.1470	Tools, Shop, & Miscellaneous Equipment	2006	-	-				
1769	252.1470	Tools, Shop, & Miscellaneous Equipment	Jan-07	-	-				
1770	252.1470	Tools, Shop, & Miscellaneous Equipment	Feb-07	-	-				
1771	252.1470	Tools, Shop, & Miscellaneous Equipment	Mar-07	-	-				
1772	252.1470	Tools, Shop, & Miscellaneous Equipment	Apr-07	-	-				
1773	252.1470	Tools, Shop, & Miscellaneous Equipment	May-07	-	-				
1774	252.1470	Tools, Shop, & Miscellaneous Equipment	Jun-07	-	-				
1775	252.1470	Tools, Shop, & Miscellaneous Equipment	Jul-07	-	-				
1776	252.1470	Tools, Shop, & Miscellaneous Equipment	Aug-07	-	-				
1777	252.1470	Tools, Shop, & Miscellaneous Equipment	Sep-07	-	-				
1778	252.1470	Tools, Shop, & Miscellaneous Equipment	Oct-07	-	-				
1779	252.1470	Tools, Shop, & Miscellaneous Equipment	Nov-07	-	-				
1780	252.1470	Tools, Shop, & Miscellaneous Equipment	Dec-07	-	-				
1781	252.1470	Tools, Shop, & Miscellaneous Equipment	Jan-08	-	-				
1782	252.1470	Tools, Shop, & Miscellaneous Equipment	Feb-08	-	-				
1783	252.1470	Tools, Shop, & Miscellaneous Equipment	Mar-08	-	-				
1784	252.1470	Tools, Shop, & Miscellaneous Equipment	Apr-08	-	-				
1785	252.1470	Tools, Shop, & Miscellaneous Equipment	May-08	-	-				
1786	252.1470	Tools, Shop, & Miscellaneous Equipment	Jun-08	-	-				
1787	252.1470	Tools, Shop, & Miscellaneous Equipment	Jul-08	-	-				
1788	252.1470	Tools, Shop, & Miscellaneous Equipment	Aug-08	-	-				
1789	252.1470	Tools, Shop, & Miscellaneous Equipment	Sep-08	-	-				
1790	252.1470	Tools, Shop, & Miscellaneous Equipment	Oct-08	554	(3)				
1791	252.1470	Tools, Shop, & Miscellaneous Equipment	Nov-08	554	(6)		Plant	A/D	Dep Exp
1792	252.1470	Tools, Shop, & Miscellaneous Equipment	Dec-08	554	(9)	13-Month Average Restated	128	(1)	9
1793						13-Month Average Per Books	128	432	9
1794						Adjustment	-	(433)	(0)
1795						343.5	-	(282)	-
1796						393.7	-	(151)	-
1797									

1798	Account	Description	Year/Month	Plant Balance	A/D					
1799	252.1495	Sewer Plant Allocated	2005	-	-					
1800	252.1495	Sewer Plant Allocated	2006	-	-					
1801	252.1495	Sewer Plant Allocated	Jan-07	-	-					
1802	252.1495	Sewer Plant Allocated	Feb-07	-	-					
1803	252.1495	Sewer Plant Allocated	Mar-07	-	-					
1804	252.1495	Sewer Plant Allocated	Apr-07	-	-					
1805	252.1495	Sewer Plant Allocated	May-07	-	-					
1806	252.1495	Sewer Plant Allocated	Jun-07	-	-					
1807	252.1495	Sewer Plant Allocated	Jul-07	-	-					
1808	252.1495	Sewer Plant Allocated	Aug-07	-	-					
1809	252.1495	Sewer Plant Allocated	Sep-07	-	-					
1810	252.1495	Sewer Plant Allocated	Oct-07	-	-					
1811	252.1495	Sewer Plant Allocated	Nov-07	-	-					
1812	252.1495	Sewer Plant Allocated	Dec-07	-	-					
1813	252.1495	Sewer Plant Allocated	Jan-08	-	-					
1814	252.1495	Sewer Plant Allocated	Feb-08	-	-					
1815	252.1495	Sewer Plant Allocated	Mar-08	-	-					
1816	252.1495	Sewer Plant Allocated	Apr-08	-	-					
1817	252.1495	Sewer Plant Allocated	May-08	-	-					
1818	252.1495	Sewer Plant Allocated	Jun-08	-	-					
1819	252.1495	Sewer Plant Allocated	Jul-08	-	-					
1820	252.1495	Sewer Plant Allocated	Aug-08	-	-					
1821	252.1495	Sewer Plant Allocated	Sep-08	-	-					
1822	252.1495	Sewer Plant Allocated	Oct-08	-	-					
1823	252.1495	Sewer Plant Allocated	Nov-08	-	-			Plant	A/D	Dep Exp
1824	252.1495	Sewer Plant Allocated	Dec-08	-	-			13-Month Average Restated	-	-
1825								13-Month Average Per Books	192	-
1826								Adjustment	(192)	-
1827								398.7		
1828										
1829										

1830	Account	Description	Year/Month	Plant Balance	A/D						
1831	252.1500	Other Tangible Plant - Wastewater	2005	-	(30)						
1832	252.1500	Other Tangible Plant - Wastewater	2006	192	(32)						
1833	252.1500	Other Tangible Plant - Wastewater	Jan-07	192	(32)						
1834	252.1500	Other Tangible Plant - Wastewater	Feb-07	192	(33)						
1835	252.1500	Other Tangible Plant - Wastewater	Mar-07	192	(34)						
1836	252.1500	Other Tangible Plant - Wastewater	Apr-07	192	(35)						
1837	252.1500	Other Tangible Plant - Wastewater	May-07	192	(36)						
1838	252.1500	Other Tangible Plant - Wastewater	Jun-07	192	(37)						
1839	252.1500	Other Tangible Plant - Wastewater	Jul-07	192	(38)						
1840	252.1500	Other Tangible Plant - Wastewater	Aug-07	192	(39)						
1841	252.1500	Other Tangible Plant - Wastewater	Sep-07	192	(40)						
1842	252.1500	Other Tangible Plant - Wastewater	Oct-07	192	(41)						
1843	252.1500	Other Tangible Plant - Wastewater	Nov-07	192	(41)						
1844	252.1500	Other Tangible Plant - Wastewater	Dec-07	192	(42)						
1845	252.1500	Other Tangible Plant - Wastewater	Jan-08	192	(43)						
1846	252.1500	Other Tangible Plant - Wastewater	Feb-08	192	(44)						
1847	252.1500	Other Tangible Plant - Wastewater	Mar-08	192	(45)						
1848	252.1500	Other Tangible Plant - Wastewater	Apr-08	192	(46)						
1849	252.1500	Other Tangible Plant - Wastewater	May-08	192	(47)						
1850	252.1500	Other Tangible Plant - Wastewater	Jun-08	192	(48)						
1851	252.1500	Other Tangible Plant - Wastewater	Jul-08	192	(49)						
1852	252.1500	Other Tangible Plant - Wastewater	Aug-08	192	(49)						
1853	252.1500	Other Tangible Plant - Wastewater	Sep-08	192	(50)						
1854	252.1500	Other Tangible Plant - Wastewater	Oct-08	192	(51)						
1855	252.1500	Other Tangible Plant - Wastewater	Nov-08	192	(52)			Plant	A/D	Dep Exp	
1856	252.1500	Other Tangible Plant - Wastewater	Dec-08	192	(53)			13-Month Average Restated	192	(48)	11
1857								13-Month Average Per Books	-	(5)	4
1858								Adjustment	192	(42)	7
1859								398.7			
1860											
1861											



1862	Account	Description	Year/Month	Plant Balance	A/D				
1863	252.1540	Reuse Transmission & Distribution	2005	-	-				
1864	252.1540	Reuse Transmission & Distribution	2006	-	-				
1865	252.1540	Reuse Transmission & Distribution	Jan-07	-	-				
1866	252.1540	Reuse Transmission & Distribution	Feb-07	-	-				
1867	252.1540	Reuse Transmission & Distribution	Mar-07	-	-				
1868	252.1540	Reuse Transmission & Distribution	Apr-07	-	-				
1869	252.1540	Reuse Transmission & Distribution	May-07	-	-				
1870	252.1540	Reuse Transmission & Distribution	Jun-07	-	-				
1871	252.1540	Reuse Transmission & Distribution	Jul-07	-	-				
1872	252.1540	Reuse Transmission & Distribution	Aug-07	-	-				
1873	252.1540	Reuse Transmission & Distribution	Sep-07	-	-				
1874	252.1540	Reuse Transmission & Distribution	Oct-07	-	-				
1875	252.1540	Reuse Transmission & Distribution	Nov-07	-	-				
1876	252.1540	Reuse Transmission & Distribution	Dec-07	-	-				
1877	252.1540	Reuse Transmission & Distribution	Jan-08	-	-				
1878	252.1540	Reuse Transmission & Distribution	Feb-08	-	-				
1879	252.1540	Reuse Transmission & Distribution	Mar-08	-	-				
1880	252.1540	Reuse Transmission & Distribution	Apr-08	-	-				
1881	252.1540	Reuse Transmission & Distribution	May-08	-	-				
1882	252.1540	Reuse Transmission & Distribution	Jun-08	-	-				
1883	252.1540	Reuse Transmission & Distribution	Jul-08	-	-				
1884	252.1540	Reuse Transmission & Distribution	Aug-08	34	(0)				
1885	252.1540	Reuse Transmission & Distribution	Sep-08	68	(0)				
1886	252.1540	Reuse Transmission & Distribution	Oct-08	204	(1)				
1887	252.1540	Reuse Transmission & Distribution	Nov-08	339	(1)		Plant	A/D	Dep Exp
1888	252.1540	Reuse Transmission & Distribution	Dec-08	1,216	(4)	13-Month Average Restated	143	(0)	4
1889						13-Month Average Per Books	143	(0)	4
1890						Adjustment	-	(0)	0
1891						375.6			
1892									

1893	Account	Description	Year/Month	Plant Balance	A/D					
1894	252.1555	Transportation Equipment	2005	-	-					
1895	252.1555	Transportation Equipment	2006	-	-					
1896	252.1555	Transportation Equipment	Jan-07	-	-					
1897	252.1555	Transportation Equipment	Feb-07	-	-					
1898	252.1555	Transportation Equipment	Mar-07	-	-					
1899	252.1555	Transportation Equipment	Apr-07	-	-					
1900	252.1555	Transportation Equipment	May-07	-	-					
1901	252.1555	Transportation Equipment	Jun-07	-	-					
1902	252.1555	Transportation Equipment	Jul-07	-	-					
1903	252.1555	Transportation Equipment	Aug-07	-	-					
1904	252.1555	Transportation Equipment	Sep-07	-	-					
1905	252.1555	Transportation Equipment	Oct-07	-	-					
1906	252.1555	Transportation Equipment	Nov-07	-	-					
1907	252.1555	Transportation Equipment	Dec-07	-	-					
1908	252.1555	Transportation Equipment	Jan-08	-	-					
1909	252.1555	Transportation Equipment	Feb-08	-	-					
1910	252.1555	Transportation Equipment	Mar-08	-	-					
1911	252.1555	Transportation Equipment	Apr-08	-	-					
1912	252.1555	Transportation Equipment	May-08	-	-					
1913	252.1555	Transportation Equipment	Jun-08	-	-					
1914	252.1555	Transportation Equipment	Jul-08	-	-					
1915	252.1555	Transportation Equipment	Aug-08	-	-					
1916	252.1555	Transportation Equipment	Sep-08	-	-					
1917	252.1555	Transportation Equipment	Oct-08	-	-					
1918	252.1555	Transportation Equipment	Nov-08	-	-			Plant	A/D	Dep Exp
1919	252.1555	Transportation Equipment	Dec-08	-	-			13-Month Average Restated	-	-
1920								13-Month Average Per Books	1,228,598	(683,040)
1921								Adjustment	(1,228,598)	683,040
1922								341.5	(800,750)	445,177
1923								391.7	(427,848)	237,862
1924										

1925	Account	Description	Year/Month	Plant Balance	A/D				
1926	252.1580	Mainframe Computer	2005	-	-				
1927	252.1580	Mainframe Computer	2006	-	-				
1928	252.1580	Mainframe Computer	Jan-07	-	-				
1929	252.1580	Mainframe Computer	Feb-07	-	-				
1930	252.1580	Mainframe Computer	Mar-07	-	-				
1931	252.1580	Mainframe Computer	Apr-07	-	-				
1932	252.1580	Mainframe Computer	May-07	-	-				
1933	252.1580	Mainframe Computer	Jun-07	-	-				
1934	252.1580	Mainframe Computer	Jul-07	-	-				
1935	252.1580	Mainframe Computer	Aug-07	-	-				
1936	252.1580	Mainframe Computer	Sep-07	-	-				
1937	252.1580	Mainframe Computer	Oct-07	-	-				
1938	252.1580	Mainframe Computer	Nov-07	-	-				
1939	252.1580	Mainframe Computer	Dec-07	-	-				
1940	252.1580	Mainframe Computer	Jan-08	-	-				
1941	252.1580	Mainframe Computer	Feb-08	-	-				
1942	252.1580	Mainframe Computer	Mar-08	-	-				
1943	252.1580	Mainframe Computer	Apr-08	-	-				
1944	252.1580	Mainframe Computer	May-08	-	-				
1945	252.1580	Mainframe Computer	Jun-08	-	-				
1946	252.1580	Mainframe Computer	Jul-08	-	-				
1947	252.1580	Mainframe Computer	Aug-08	-	-				
1948	252.1580	Mainframe Computer	Sep-08	-	-				
1949	252.1580	Mainframe Computer	Oct-08	-	-				
1950	252.1580	Mainframe Computer	Nov-08	-	-		Plant	A/D	Dep Exp
1951	252.1580	Mainframe Computer	Dec-08	-	-		13-Month Average Restated	-	-
1952							13-Month Average Per Books	9,520	(9,593)
1953							Adjustment	(9,520)	9,593
1954							340.5	(6,205)	6,252
1955							390.7	(3,315)	3,341
1956									

1957	Account	Description	Year/Month	Plant Balance	A/D				
1958	252.1585	Mini Computers	2005	-	-				
1959	252.1585	Mini Computers	2006	-	-				
1960	252.1585	Mini Computers	Jan-07	-	-				
1961	252.1585	Mini Computers	Feb-07	-	-				
1962	252.1585	Mini Computers	Mar-07	-	-				
1963	252.1585	Mini Computers	Apr-07	-	-				
1964	252.1585	Mini Computers	May-07	-	-				
1965	252.1585	Mini Computers	Jun-07	-	-				
1966	252.1585	Mini Computers	Jul-07	-	-				
1967	252.1585	Mini Computers	Aug-07	-	-				
1968	252.1585	Mini Computers	Sep-07	-	-				
1969	252.1585	Mini Computers	Oct-07	-	-				
1970	252.1585	Mini Computers	Nov-07	-	-				
1971	252.1585	Mini Computers	Dec-07	-	-				
1972	252.1585	Mini Computers	Jan-08	-	-				
1973	252.1585	Mini Computers	Feb-08	-	-				
1974	252.1585	Mini Computers	Mar-08	-	-				
1975	252.1585	Mini Computers	Apr-08	-	-				
1976	252.1585	Mini Computers	May-08	-	-				
1977	252.1585	Mini Computers	Jun-08	-	-				
1978	252.1585	Mini Computers	Jul-08	-	-				
1979	252.1585	Mini Computers	Aug-08	-	-				
1980	252.1585	Mini Computers	Sep-08	-	-				
1981	252.1585	Mini Computers	Oct-08	-	-				
1982	252.1585	Mini Computers	Nov-08	-	-		Plant	A/D	Dep Exp
1983	252.1585	Mini Computers	Dec-08	-	-	13-Month Average Restated	-	-	-
1984						13-Month Average Per Books	177,427	(92,865)	-
1985						Adjustment	(177,427)	92,865	-
1986						340.5	(115,640)	60,526	-
1987						390.7	(61,787)	32,339	-
1988									

1989	Account	Description	Year/Month	Plant Balance	A/D					
1990	252.1590	Micro System Cost	2005	-	-					
1991	252.1590	Micro System Cost	2006	-	-					
1992	252.1590	Micro System Cost	Jan-07	-	-					
1993	252.1590	Micro System Cost	Feb-07	-	-					
1994	252.1590	Micro System Cost	Mar-07	-	-					
1995	252.1590	Micro System Cost	Apr-07	-	-					
1996	252.1590	Micro System Cost	May-07	-	-					
1997	252.1590	Micro System Cost	Jun-07	-	-					
1998	252.1590	Micro System Cost	Jul-07	-	-					
1999	252.1590	Micro System Cost	Aug-07	-	-					
2000	252.1590	Micro System Cost	Sep-07	-	-					
2001	252.1590	Micro System Cost	Oct-07	-	-					
2002	252.1590	Micro System Cost	Nov-07	-	-					
2003	252.1590	Micro System Cost	Dec-07	-	-					
2004	252.1590	Micro System Cost	Jan-08	-	-					
2005	252.1590	Micro System Cost	Feb-08	-	-					
2006	252.1590	Micro System Cost	Mar-08	-	-					
2007	252.1590	Micro System Cost	Apr-08	-	-					
2008	252.1590	Micro System Cost	May-08	-	-					
2009	252.1590	Micro System Cost	Jun-08	-	-					
2010	252.1590	Micro System Cost	Jul-08	-	-					
2011	252.1590	Micro System Cost	Aug-08	-	-					
2012	252.1590	Micro System Cost	Sep-08	-	-					
2013	252.1590	Micro System Cost	Oct-08	-	-					
2014	252.1590	Micro System Cost	Nov-08	-	-			Plant	A/D	Dep Exp
2015	252.1590	Micro System Cost	Dec-08	-	-			13-Month Average Restated	-	-
2016								13-Month Average Per Books	8,417	(8,013)
2017								Adjustment	(8,417)	8,013
2018								340.5	(5,486)	5,223
2019								390.7	(2,931)	2,791
2020										

2021	Account	Description	Year/Month	Plant Balance	A/D					
2022	252.3255	CIAC - Organization	2005	-	-					
2023	252.3255	CIAC - Organization	2006	-	-					
2024	252.3255	CIAC - Organization	Jan-07	-	-					
2025	252.3255	CIAC - Organization	Feb-07	-	-					
2026	252.3255	CIAC - Organization	Mar-07	-	-					
2027	252.3255	CIAC - Organization	Apr-07	-	-					
2028	252.3255	CIAC - Organization	May-07	-	-					
2029	252.3255	CIAC - Organization	Jun-07	-	-					
2030	252.3255	CIAC - Organization	Jul-07	-	-					
2031	252.3255	CIAC - Organization	Aug-07	-	-					
2032	252.3255	CIAC - Organization	Sep-07	-	-					
2033	252.3255	CIAC - Organization	Oct-07	-	-					
2034	252.3255	CIAC - Organization	Nov-07	-	-					
2035	252.3255	CIAC - Organization	Dec-07	-	-					
2036	252.3255	CIAC - Organization	Jan-08	-	-					
2037	252.3255	CIAC - Organization	Feb-08	-	-					
2038	252.3255	CIAC - Organization	Mar-08	-	-					
2039	252.3255	CIAC - Organization	Apr-08	-	-					
2040	252.3255	CIAC - Organization	May-08	-	-					
2041	252.3255	CIAC - Organization	Jun-08	-	-					
2042	252.3255	CIAC - Organization	Jul-08	-	-					
2043	252.3255	CIAC - Organization	Aug-08	-	-					
2044	252.3255	CIAC - Organization	Sep-08	-	-					
2045	252.3255	CIAC - Organization	Oct-08	-	-					
2046	252.3255	CIAC - Organization	Nov-08	-	-			Plant	A/D	Dep Exp
2047	252.3255	CIAC - Organization	Dec-08	-	-			13-Month Average Restated	-	-
2048								13-Month Average Per Books	-	(3,463)
2049								Adjustment	-	3,463
2050								301.1		
2051										

2052	Account	Description	Year/Month	Plant Balance	A/D					
2053	252.3265	CIAC - Structures & Improvements - Source of Supply	2005	(26,073)	2,434					
2054	252.3265	CIAC - Structures & Improvements - Source of Supply	2006	(26,073)	3,249					
2055	252.3265	CIAC - Structures & Improvements - Source of Supply	Jan-07	(26,073)	3,317					
2056	252.3265	CIAC - Structures & Improvements - Source of Supply	Feb-07	(26,073)	3,385					
2057	252.3265	CIAC - Structures & Improvements - Source of Supply	Mar-07	(26,073)	3,453					
2058	252.3265	CIAC - Structures & Improvements - Source of Supply	Apr-07	(26,073)	3,521					
2059	252.3265	CIAC - Structures & Improvements - Source of Supply	May-07	(26,073)	3,588					
2060	252.3265	CIAC - Structures & Improvements - Source of Supply	Jun-07	(26,073)	3,656					
2061	252.3265	CIAC - Structures & Improvements - Source of Supply	Jul-07	(26,073)	3,724					
2062	252.3265	CIAC - Structures & Improvements - Source of Supply	Aug-07	(26,073)	3,792					
2063	252.3265	CIAC - Structures & Improvements - Source of Supply	Sep-07	(26,073)	3,860					
2064	252.3265	CIAC - Structures & Improvements - Source of Supply	Oct-07	(26,073)	3,928					
2065	252.3265	CIAC - Structures & Improvements - Source of Supply	Nov-07	(26,073)	3,996					
2066	252.3265	CIAC - Structures & Improvements - Source of Supply	Dec-07	(26,073)	4,064					
2067	252.3265	CIAC - Structures & Improvements - Source of Supply	Jan-08	(26,073)	4,132					
2068	252.3265	CIAC - Structures & Improvements - Source of Supply	Feb-08	(26,141)	4,200					
2069	252.3265	CIAC - Structures & Improvements - Source of Supply	Mar-08	(26,141)	4,268					
2070	252.3265	CIAC - Structures & Improvements - Source of Supply	Apr-08	(26,141)	4,336					
2071	252.3265	CIAC - Structures & Improvements - Source of Supply	May-08	(26,141)	4,404					
2072	252.3265	CIAC - Structures & Improvements - Source of Supply	Jun-08	(26,141)	4,472					
2073	252.3265	CIAC - Structures & Improvements - Source of Supply	Jul-08	(26,141)	4,540					
2074	252.3265	CIAC - Structures & Improvements - Source of Supply	Aug-08	(26,141)	4,608					
2075	252.3265	CIAC - Structures & Improvements - Source of Supply	Sep-08	(26,141)	4,676					
2076	252.3265	CIAC - Structures & Improvements - Source of Supply	Oct-08	(26,141)	4,744					
2077	252.3265	CIAC - Structures & Improvements - Source of Supply	Nov-08	(26,141)	4,812			Plant	A/D	Dep Exp
2078	252.3265	CIAC - Structures & Improvements - Source of Supply	Dec-08	(26,141)	4,880		13-Month Average Restated	(26,131)	4,472	(817)
2079							13-Month Average Per Books	(26,131)	23,847	(817)
2080							Adjustment	-	(19,375)	0
2081							304.2			
2082										

2083	Account	Description	Year/Month	Plant Balance	A/D						
2084	252.3270	CIAC - Structures & Improvements - Water Treatment	2005	(11,058)	1,032						
2085	252.3270	CIAC - Structures & Improvements - Water Treatment	2006	(11,058)	1,378						
2086	252.3270	CIAC - Structures & Improvements - Water Treatment	Jan-07	(11,058)	1,407						
2087	252.3270	CIAC - Structures & Improvements - Water Treatment	Feb-07	(11,058)	1,436						
2088	252.3270	CIAC - Structures & Improvements - Water Treatment	Mar-07	(11,058)	1,464						
2089	252.3270	CIAC - Structures & Improvements - Water Treatment	Apr-07	(11,058)	1,493						
2090	252.3270	CIAC - Structures & Improvements - Water Treatment	May-07	(11,058)	1,522						
2091	252.3270	CIAC - Structures & Improvements - Water Treatment	Jun-07	(11,058)	1,551						
2092	252.3270	CIAC - Structures & Improvements - Water Treatment	Jul-07	(11,058)	1,580						
2093	252.3270	CIAC - Structures & Improvements - Water Treatment	Aug-07	(11,058)	1,608						
2094	252.3270	CIAC - Structures & Improvements - Water Treatment	Sep-07	(11,058)	1,637						
2095	252.3270	CIAC - Structures & Improvements - Water Treatment	Oct-07	(11,058)	1,666						
2096	252.3270	CIAC - Structures & Improvements - Water Treatment	Nov-07	(11,058)	1,695						
2097	252.3270	CIAC - Structures & Improvements - Water Treatment	Dec-07	(11,058)	1,724						
2098	252.3270	CIAC - Structures & Improvements - Water Treatment	Jan-08	(11,058)	1,752						
2099	252.3270	CIAC - Structures & Improvements - Water Treatment	Feb-08	(11,058)	1,781						
2100	252.3270	CIAC - Structures & Improvements - Water Treatment	Mar-08	(11,058)	1,810						
2101	252.3270	CIAC - Structures & Improvements - Water Treatment	Apr-08	(11,058)	1,839						
2102	252.3270	CIAC - Structures & Improvements - Water Treatment	May-08	(11,058)	1,868						
2103	252.3270	CIAC - Structures & Improvements - Water Treatment	Jun-08	(11,058)	1,896						
2104	252.3270	CIAC - Structures & Improvements - Water Treatment	Jul-08	(11,058)	1,925						
2105	252.3270	CIAC - Structures & Improvements - Water Treatment	Aug-08	(11,058)	1,954						
2106	252.3270	CIAC - Structures & Improvements - Water Treatment	Sep-08	(11,058)	1,983						
2107	252.3270	CIAC - Structures & Improvements - Water Treatment	Oct-08	(11,058)	2,012						
2108	252.3270	CIAC - Structures & Improvements - Water Treatment	Nov-08	(11,058)	2,040			Plant	A/D	Dep Exp	
2109	252.3270	CIAC - Structures & Improvements - Water Treatment	Dec-08	(11,058)	2,069			13-Month Average Restated	(11,058)	1,896	(346)
2110								13-Month Average Per Books	(11,058)	10,235	(347)
2111								Adjustment	-	(8,338)	1
2112								304.3			
2113											



2114	Account	Description	Year/Month	Plant Balance	A/D						
2115	252.3295	CIAC - Wells & Springs	2005	(38,931)	3,891						
2116	252.3295	CIAC - Wells & Springs	2006	(38,931)	5,188						
2117	252.3295	CIAC - Wells & Springs	Jan-07	(38,931)	5,297						
2118	252.3295	CIAC - Wells & Springs	Feb-07	(38,931)	5,405						
2119	252.3295	CIAC - Wells & Springs	Mar-07	(38,931)	5,513						
2120	252.3295	CIAC - Wells & Springs	Apr-07	(38,931)	5,621						
2121	252.3295	CIAC - Wells & Springs	May-07	(38,931)	5,729						
2122	252.3295	CIAC - Wells & Springs	Jun-07	(38,931)	5,837						
2123	252.3295	CIAC - Wells & Springs	Jul-07	(38,931)	5,945						
2124	252.3295	CIAC - Wells & Springs	Aug-07	(38,931)	6,054						
2125	252.3295	CIAC - Wells & Springs	Sep-07	(38,931)	6,162						
2126	252.3295	CIAC - Wells & Springs	Oct-07	(38,931)	6,270						
2127	252.3295	CIAC - Wells & Springs	Nov-07	(38,931)	6,378						
2128	252.3295	CIAC - Wells & Springs	Dec-07	(38,931)	6,486						
2129	252.3295	CIAC - Wells & Springs	Jan-08	(38,931)	6,594						
2130	252.3295	CIAC - Wells & Springs	Feb-08	(38,931)	6,702						
2131	252.3295	CIAC - Wells & Springs	Mar-08	(38,931)	6,811						
2132	252.3295	CIAC - Wells & Springs	Apr-08	(38,931)	6,919						
2133	252.3295	CIAC - Wells & Springs	May-08	(38,931)	7,027						
2134	252.3295	CIAC - Wells & Springs	Jun-08	(38,931)	7,135						
2135	252.3295	CIAC - Wells & Springs	Jul-08	(38,931)	7,243						
2136	252.3295	CIAC - Wells & Springs	Aug-08	(38,931)	7,351						
2137	252.3295	CIAC - Wells & Springs	Sep-08	(38,931)	7,459						
2138	252.3295	CIAC - Wells & Springs	Oct-08	(38,931)	7,568						
2139	252.3295	CIAC - Wells & Springs	Nov-08	(38,931)	7,676			Plant	A/D	Dep Exp	
2140	252.3295	CIAC - Wells & Springs	Dec-08	(38,931)	7,784			13-Month Average Restated	(38,931)	7,135	(1,298)
2141								13-Month Average Per Books	(38,931)	33,842	(1,298)
2142								Adjustment	-	(26,707)	(0)
2143								307.2			

2145	Account	Description	Year/Month	Plant Balance	A/D				
2144									
2146	252.3315	CIAC - Electric Pump Equipment - Source of Supply	2005	(102,028)	15,304				
2147	252.3315	CIAC - Electric Pump Equipment - Source of Supply	2006	(102,028)	20,406				
2148	252.3315	CIAC - Electric Pump Equipment - Source of Supply	Jan-07	(102,028)	20,831				
2149	252.3315	CIAC - Electric Pump Equipment - Source of Supply	Feb-07	(102,028)	21,256				
2150	252.3315	CIAC - Electric Pump Equipment - Source of Supply	Mar-07	(102,028)	21,681				
2151	252.3315	CIAC - Electric Pump Equipment - Source of Supply	Apr-07	(102,028)	22,106				
2152	252.3315	CIAC - Electric Pump Equipment - Source of Supply	May-07	(102,028)	22,531				
2153	252.3315	CIAC - Electric Pump Equipment - Source of Supply	Jun-07	(102,028)	22,956				
2154	252.3315	CIAC - Electric Pump Equipment - Source of Supply	Jul-07	(102,028)	23,381				
2155	252.3315	CIAC - Electric Pump Equipment - Source of Supply	Aug-07	(102,028)	23,807				
2156	252.3315	CIAC - Electric Pump Equipment - Source of Supply	Sep-07	(102,028)	24,232				
2157	252.3315	CIAC - Electric Pump Equipment - Source of Supply	Oct-07	(102,028)	24,657				
2158	252.3315	CIAC - Electric Pump Equipment - Source of Supply	Nov-07	(102,028)	25,082				
2159	252.3315	CIAC - Electric Pump Equipment - Source of Supply	Dec-07	(102,028)	25,507				
2160	252.3315	CIAC - Electric Pump Equipment - Source of Supply	Jan-08	(102,028)	25,932				
2161	252.3315	CIAC - Electric Pump Equipment - Source of Supply	Feb-08	(102,028)	26,357				
2162	252.3315	CIAC - Electric Pump Equipment - Source of Supply	Mar-08	(102,028)	26,782				
2163	252.3315	CIAC - Electric Pump Equipment - Source of Supply	Apr-08	(102,028)	27,207				
2164	252.3315	CIAC - Electric Pump Equipment - Source of Supply	May-08	(102,028)	27,633				
2165	252.3315	CIAC - Electric Pump Equipment - Source of Supply	Jun-08	(102,028)	28,058				
2166	252.3315	CIAC - Electric Pump Equipment - Source of Supply	Jul-08	(102,028)	28,483				
2167	252.3315	CIAC - Electric Pump Equipment - Source of Supply	Aug-08	(102,028)	28,908				
2168	252.3315	CIAC - Electric Pump Equipment - Source of Supply	Sep-08	(102,028)	29,333				
2169	252.3315	CIAC - Electric Pump Equipment - Source of Supply	Oct-08	(102,028)	29,758				
2170	252.3315	CIAC - Electric Pump Equipment - Source of Supply	Nov-08	(102,028)	30,183			Plant	A/D
2171	252.3315	CIAC - Electric Pump Equipment - Source of Supply	Dec-08	(102,028)	30,608	13-Month Average Restated	(102,028)	28,058	Dep Exp
2172						13-Month Average Per Books	(102,028)	100,699	(5,101)
2173						Adjustment	-	(72,641)	0
2174						311.2			
2175									

2176	Account	Description	Year/Month	Plant Balance	A/D					
2177	252.3330	CIAC - Water Treatment Equipment	2005	(27,793)	3,793					
2178	252.3330	CIAC - Water Treatment Equipment	2006	(27,793)	5,056					
2179	252.3330	CIAC - Water Treatment Equipment	Jan-07	(27,793)	5,161					
2180	252.3330	CIAC - Water Treatment Equipment	Feb-07	(27,793)	5,267					
2181	252.3330	CIAC - Water Treatment Equipment	Mar-07	(27,793)	5,372					
2182	252.3330	CIAC - Water Treatment Equipment	Apr-07	(27,793)	5,477					
2183	252.3330	CIAC - Water Treatment Equipment	May-07	(27,793)	5,582					
2184	252.3330	CIAC - Water Treatment Equipment	Jun-07	(27,793)	5,688					
2185	252.3330	CIAC - Water Treatment Equipment	Jul-07	(27,793)	5,793					
2186	252.3330	CIAC - Water Treatment Equipment	Aug-07	(27,793)	5,898					
2187	252.3330	CIAC - Water Treatment Equipment	Sep-07	(27,793)	6,004					
2188	252.3330	CIAC - Water Treatment Equipment	Oct-07	(27,793)	6,109					
2189	252.3330	CIAC - Water Treatment Equipment	Nov-07	(27,793)	6,214					
2190	252.3330	CIAC - Water Treatment Equipment	Dec-07	(27,793)	6,319					
2191	252.3330	CIAC - Water Treatment Equipment	Jan-08	(27,793)	6,425					
2192	252.3330	CIAC - Water Treatment Equipment	Feb-08	(27,793)	6,530					
2193	252.3330	CIAC - Water Treatment Equipment	Mar-08	(27,793)	6,635					
2194	252.3330	CIAC - Water Treatment Equipment	Apr-08	(27,793)	6,740					
2195	252.3330	CIAC - Water Treatment Equipment	May-08	(27,793)	6,846					
2196	252.3330	CIAC - Water Treatment Equipment	Jun-08	(27,793)	6,951					
2197	252.3330	CIAC - Water Treatment Equipment	Jul-08	(27,793)	7,056					
2198	252.3330	CIAC - Water Treatment Equipment	Aug-08	(27,793)	7,162					
2199	252.3330	CIAC - Water Treatment Equipment	Sep-08	(27,793)	7,267					
2200	252.3330	CIAC - Water Treatment Equipment	Oct-08	(27,793)	7,372					
2201	252.3330	CIAC - Water Treatment Equipment	Nov-08	(27,793)	7,477			Plant	A/D	Dep Exp
2202	252.3330	CIAC - Water Treatment Equipment	Dec-08	(27,793)	7,583	13-Month Average Restated	(27,793)	6,951	(1,263)	
2203						13-Month Average Per Books	(134,793)	26,312	(871)	
2204						Adjustment	107,000	(19,361)	(393)	
2205						320.3				
2206										

2207	Account	Description	Year/Month	Plant Balance	A/D						
2208	252.3335	CIAC - Distribution Reservoirs & Standpipes	2005	(48,385)	3,921						
2209	252.3335	CIAC - Distribution Reservoirs & Standpipes	2006	(48,385)	5,229						
2210	252.3335	CIAC - Distribution Reservoirs & Standpipes	Jan-07	(48,385)	5,338						
2211	252.3335	CIAC - Distribution Reservoirs & Standpipes	Feb-07	(48,385)	5,446						
2212	252.3335	CIAC - Distribution Reservoirs & Standpipes	Mar-07	(48,385)	5,555						
2213	252.3335	CIAC - Distribution Reservoirs & Standpipes	Apr-07	(48,385)	5,664						
2214	252.3335	CIAC - Distribution Reservoirs & Standpipes	May-07	(48,385)	5,773						
2215	252.3335	CIAC - Distribution Reservoirs & Standpipes	Jun-07	(48,385)	5,882						
2216	252.3335	CIAC - Distribution Reservoirs & Standpipes	Jul-07	(48,385)	5,991						
2217	252.3335	CIAC - Distribution Reservoirs & Standpipes	Aug-07	(48,385)	6,100						
2218	252.3335	CIAC - Distribution Reservoirs & Standpipes	Sep-07	(48,385)	6,209						
2219	252.3335	CIAC - Distribution Reservoirs & Standpipes	Oct-07	(48,385)	6,318						
2220	252.3335	CIAC - Distribution Reservoirs & Standpipes	Nov-07	(48,385)	6,427						
2221	252.3335	CIAC - Distribution Reservoirs & Standpipes	Dec-07	(48,385)	6,536						
2222	252.3335	CIAC - Distribution Reservoirs & Standpipes	Jan-08	(48,385)	6,645						
2223	252.3335	CIAC - Distribution Reservoirs & Standpipes	Feb-08	(48,385)	6,754						
2224	252.3335	CIAC - Distribution Reservoirs & Standpipes	Mar-08	(48,385)	6,863						
2225	252.3335	CIAC - Distribution Reservoirs & Standpipes	Apr-08	(48,385)	6,972						
2226	252.3335	CIAC - Distribution Reservoirs & Standpipes	May-08	(48,385)	7,081						
2227	252.3335	CIAC - Distribution Reservoirs & Standpipes	Jun-08	(48,385)	7,190						
2228	252.3335	CIAC - Distribution Reservoirs & Standpipes	Jul-08	(48,385)	7,299						
2229	252.3335	CIAC - Distribution Reservoirs & Standpipes	Aug-08	(48,385)	7,408						
2230	252.3335	CIAC - Distribution Reservoirs & Standpipes	Sep-08	(48,385)	7,517						
2231	252.3335	CIAC - Distribution Reservoirs & Standpipes	Oct-08	(48,385)	7,626						
2232	252.3335	CIAC - Distribution Reservoirs & Standpipes	Nov-08	(48,385)	7,735			Plant	A/D	Dep Exp	
2233	252.3335	CIAC - Distribution Reservoirs & Standpipes	Dec-08	(48,385)	7,844			13-Month Average Restated	(48,385)	7,190	(1,308)
2234								13-Month Average Per Books	(48,385)	45,205	(2,199)
2235								Adjustment	-	(38,014)	892
2236								330.4			
2237											

2238	Account	Description	Year/Month	Plant Balance	A/D						
2239	252.3340	CIAC - Transmission & Distribution Mains	2005	(289,195)	20,202						
2240	252.3340	CIAC - Transmission & Distribution Mains	2006	(289,195)	26,927						
2241	252.3340	CIAC - Transmission & Distribution Mains	Jan-07	(289,195)	27,488						
2242	252.3340	CIAC - Transmission & Distribution Mains	Feb-07	(289,195)	28,048						
2243	252.3340	CIAC - Transmission & Distribution Mains	Mar-07	(289,195)	28,609						
2244	252.3340	CIAC - Transmission & Distribution Mains	Apr-07	(289,195)	29,169						
2245	252.3340	CIAC - Transmission & Distribution Mains	May-07	(289,195)	29,729						
2246	252.3340	CIAC - Transmission & Distribution Mains	Jun-07	(289,195)	30,290						
2247	252.3340	CIAC - Transmission & Distribution Mains	Jul-07	(289,195)	30,850						
2248	252.3340	CIAC - Transmission & Distribution Mains	Aug-07	(289,195)	31,411						
2249	252.3340	CIAC - Transmission & Distribution Mains	Sep-07	(289,195)	31,971						
2250	252.3340	CIAC - Transmission & Distribution Mains	Oct-07	(289,195)	32,532						
2251	252.3340	CIAC - Transmission & Distribution Mains	Nov-07	(289,195)	33,092						
2252	252.3340	CIAC - Transmission & Distribution Mains	Dec-07	(289,195)	33,653						
2253	252.3340	CIAC - Transmission & Distribution Mains	Jan-08	(289,195)	34,213						
2254	252.3340	CIAC - Transmission & Distribution Mains	Feb-08	(289,195)	34,774						
2255	252.3340	CIAC - Transmission & Distribution Mains	Mar-08	(289,195)	35,334						
2256	252.3340	CIAC - Transmission & Distribution Mains	Apr-08	(289,195)	35,894						
2257	252.3340	CIAC - Transmission & Distribution Mains	May-08	(289,195)	36,455						
2258	252.3340	CIAC - Transmission & Distribution Mains	Jun-08	(289,195)	37,015						
2259	252.3340	CIAC - Transmission & Distribution Mains	Jul-08	(289,195)	37,576						
2260	252.3340	CIAC - Transmission & Distribution Mains	Aug-08	(289,195)	38,136						
2261	252.3340	CIAC - Transmission & Distribution Mains	Sep-08	(289,195)	38,697						
2262	252.3340	CIAC - Transmission & Distribution Mains	Oct-08	(289,195)	39,257						
2263	252.3340	CIAC - Transmission & Distribution Mains	Nov-08	(289,195)	39,818			Plant	A/D	Dep Exp	
2264	252.3340	CIAC - Transmission & Distribution Mains	Dec-08	(289,195)	40,378			13-Month Average Restated	(289,195)	37,015	(6,725)
2265								13-Month Average Per Books	(289,195)	241,667	(7,816)
2266								Adjustment	-	(204,652)	1,091
2267								331.4			
2268											

2269	Account	Description	Year/Month	Plant Balance	A/D					
2270	252.3345	CIAC - Service Lines	2005	(64,140)	4,810					
2271	252.3345	CIAC - Service Lines	2006	(64,140)	6,948					
2272	252.3345	CIAC - Service Lines	Jan-07	(64,140)	7,127					
2273	252.3345	CIAC - Service Lines	Feb-07	(64,140)	7,305					
2274	252.3345	CIAC - Service Lines	Mar-07	(64,140)	7,483					
2275	252.3345	CIAC - Service Lines	Apr-07	(64,140)	7,661					
2276	252.3345	CIAC - Service Lines	May-07	(64,140)	7,839					
2277	252.3345	CIAC - Service Lines	Jun-07	(64,140)	8,017					
2278	252.3345	CIAC - Service Lines	Jul-07	(64,140)	8,196					
2279	252.3345	CIAC - Service Lines	Aug-07	(64,140)	8,374					
2280	252.3345	CIAC - Service Lines	Sep-07	(64,140)	8,552					
2281	252.3345	CIAC - Service Lines	Oct-07	(64,140)	8,730					
2282	252.3345	CIAC - Service Lines	Nov-07	(64,140)	8,908					
2283	252.3345	CIAC - Service Lines	Dec-07	(64,140)	9,086					
2284	252.3345	CIAC - Service Lines	Jan-08	(64,140)	9,265					
2285	252.3345	CIAC - Service Lines	Feb-08	(64,140)	9,443					
2286	252.3345	CIAC - Service Lines	Mar-08	(64,140)	9,621					
2287	252.3345	CIAC - Service Lines	Apr-08	(64,140)	9,799					
2288	252.3345	CIAC - Service Lines	May-08	(64,140)	9,977					
2289	252.3345	CIAC - Service Lines	Jun-08	(64,140)	10,155					
2290	252.3345	CIAC - Service Lines	Jul-08	(64,140)	10,334					
2291	252.3345	CIAC - Service Lines	Aug-08	(64,140)	10,512					
2292	252.3345	CIAC - Service Lines	Sep-08	(64,140)	10,690					
2293	252.3345	CIAC - Service Lines	Oct-08	(64,140)	10,868					
2294	252.3345	CIAC - Service Lines	Nov-08	(64,140)	11,046			Plant	A/D	Dep Exp
2295	252.3345	CIAC - Service Lines	Dec-08	(64,140)	11,224		13-Month Average Restated	(64,140)	10,155	(1,603)
2296							13-Month Average Per Books	(64,140)	54,614	(1,603)
2297							Adjustment	-	(44,459)	(0)
2298							333.4			
2299										

2300	Account	Description	Year/Month	Plant Balance	A/D						
2301	252.3350	CIAC - Meters	2005	(61,354)	9,116						
2302	252.3350	CIAC - Meters	2006	(61,354)	12,184						
2303	252.3350	CIAC - Meters	Jan-07	(61,354)	12,440						
2304	252.3350	CIAC - Meters	Feb-07	(61,354)	12,695						
2305	252.3350	CIAC - Meters	Mar-07	(61,354)	12,951						
2306	252.3350	CIAC - Meters	Apr-07	(61,354)	13,207						
2307	252.3350	CIAC - Meters	May-07	(61,354)	13,462						
2308	252.3350	CIAC - Meters	Jun-07	(61,354)	13,718						
2309	252.3350	CIAC - Meters	Jul-07	(61,354)	13,974						
2310	252.3350	CIAC - Meters	Aug-07	(61,354)	14,229						
2311	252.3350	CIAC - Meters	Sep-07	(61,354)	14,485						
2312	252.3350	CIAC - Meters	Oct-07	(61,354)	14,740						
2313	252.3350	CIAC - Meters	Nov-07	(61,354)	14,996						
2314	252.3350	CIAC - Meters	Dec-07	(61,354)	15,252						
2315	252.3350	CIAC - Meters	Jan-08	(61,354)	15,507						
2316	252.3350	CIAC - Meters	Feb-08	(61,354)	15,763						
2317	252.3350	CIAC - Meters	Mar-08	(61,354)	16,019						
2318	252.3350	CIAC - Meters	Apr-08	(61,354)	16,274						
2319	252.3350	CIAC - Meters	May-08	(61,354)	16,530						
2320	252.3350	CIAC - Meters	Jun-08	(61,354)	16,786						
2321	252.3350	CIAC - Meters	Jul-08	(61,354)	17,041						
2322	252.3350	CIAC - Meters	Aug-08	(61,354)	17,297						
2323	252.3350	CIAC - Meters	Sep-08	(61,354)	17,553						
2324	252.3350	CIAC - Meters	Oct-08	(61,354)	17,808						
2325	252.3350	CIAC - Meters	Nov-08	(61,354)	18,064			Plant	A/D	Dep Exp	
2326	252.3350	CIAC - Meters	Dec-08	(61,354)	18,319			13-Month Average Restated	(61,354)	16,786	(3,068)
2327								13-Month Average Per Books	(61,354)	61,583	(3,068)
2328								Adjustment	-	(44,797)	(0)
2329								334.4			
2330											

2331	Account	Description	Year/Month	Plant Balance	A/D				
2332	252.3355	CIAC - Meter Installations	2005	(1,623)	323				
2333	252.3355	CIAC - Meter Installations	2006	(1,623)	404				
2334	252.3355	CIAC - Meter Installations	Jan-07	(1,623)	410				
2335	252.3355	CIAC - Meter Installations	Feb-07	(1,623)	417				
2336	252.3355	CIAC - Meter Installations	Mar-07	(1,623)	424				
2337	252.3355	CIAC - Meter Installations	Apr-07	(1,623)	431				
2338	252.3355	CIAC - Meter Installations	May-07	(1,623)	437				
2339	252.3355	CIAC - Meter Installations	Jun-07	(1,623)	444				
2340	252.3355	CIAC - Meter Installations	Jul-07	(1,623)	451				
2341	252.3355	CIAC - Meter Installations	Aug-07	(1,623)	458				
2342	252.3355	CIAC - Meter Installations	Sep-07	(1,623)	465				
2343	252.3355	CIAC - Meter Installations	Oct-07	(1,623)	471				
2344	252.3355	CIAC - Meter Installations	Nov-07	(1,623)	478				
2345	252.3355	CIAC - Meter Installations	Dec-07	(1,623)	485				
2346	252.3355	CIAC - Meter Installations	Jan-08	(1,623)	492				
2347	252.3355	CIAC - Meter Installations	Feb-08	(1,623)	498				
2348	252.3355	CIAC - Meter Installations	Mar-08	(1,623)	505				
2349	252.3355	CIAC - Meter Installations	Apr-08	(1,623)	512				
2350	252.3355	CIAC - Meter Installations	May-08	(1,623)	519				
2351	252.3355	CIAC - Meter Installations	Jun-08	(1,623)	525				
2352	252.3355	CIAC - Meter Installations	Jul-08	(1,623)	532				
2353	252.3355	CIAC - Meter Installations	Aug-08	(1,623)	539				
2354	252.3355	CIAC - Meter Installations	Sep-08	(1,623)	546				
2355	252.3355	CIAC - Meter Installations	Oct-08	(1,623)	552				
2356	252.3355	CIAC - Meter Installations	Nov-08	(1,623)	559		Plant	A/D	Dep Exp
2357	252.3355	CIAC - Meter Installations	Dec-08	(1,623)	566	13-Month Average Restated	(1,623)	525	(81)
2358						13-Month Average Per Books	(1,623)	1,626	(81)
2359						Adjustment	-	(1,100)	(0)
2360						334.4			
2361									



2362	Account	Description	Year/Month	Plant Balance	A/D						
2363	252.3360	CIAC - Hydrants	2005	(18,520)	1,234						
2364	252.3360	CIAC - Hydrants	2006	(18,520)	1,645						
2365	252.3360	CIAC - Hydrants	Jan-07	(18,520)	1,680						
2366	252.3360	CIAC - Hydrants	Feb-07	(18,520)	1,714						
2367	252.3360	CIAC - Hydrants	Mar-07	(18,520)	1,748						
2368	252.3360	CIAC - Hydrants	Apr-07	(18,520)	1,783						
2369	252.3360	CIAC - Hydrants	May-07	(18,520)	1,817						
2370	252.3360	CIAC - Hydrants	Jun-07	(18,520)	1,851						
2371	252.3360	CIAC - Hydrants	Jul-07	(18,520)	1,885						
2372	252.3360	CIAC - Hydrants	Aug-07	(18,520)	1,920						
2373	252.3360	CIAC - Hydrants	Sep-07	(18,520)	1,954						
2374	252.3360	CIAC - Hydrants	Oct-07	(18,520)	1,988						
2375	252.3360	CIAC - Hydrants	Nov-07	(18,520)	2,023						
2376	252.3360	CIAC - Hydrants	Dec-07	(18,520)	2,057						
2377	252.3360	CIAC - Hydrants	Jan-08	(18,520)	2,091						
2378	252.3360	CIAC - Hydrants	Feb-08	(18,520)	2,126						
2379	252.3360	CIAC - Hydrants	Mar-08	(18,520)	2,160						
2380	252.3360	CIAC - Hydrants	Apr-08	(18,520)	2,194						
2381	252.3360	CIAC - Hydrants	May-08	(18,520)	2,228						
2382	252.3360	CIAC - Hydrants	Jun-08	(18,520)	2,263						
2383	252.3360	CIAC - Hydrants	Jul-08	(18,520)	2,297						
2384	252.3360	CIAC - Hydrants	Aug-08	(18,520)	2,331						
2385	252.3360	CIAC - Hydrants	Sep-08	(18,520)	2,366						
2386	252.3360	CIAC - Hydrants	Oct-08	(18,520)	2,400						
2387	252.3360	CIAC - Hydrants	Nov-08	(18,520)	2,434			Plant	A/D	Dep Exp	
2388	252.3360	CIAC - Hydrants	Dec-08	(18,520)	2,468			13-Month Average Restated	(18,520)	2,263	(412)
2389								13-Month Average Per Books	(18,520)	15,708	(411)
2390								Adjustment	-	(13,445)	(1)
2391								335.4			
2392											

2393	Account	Description	Year/Month	Plant Balance	A/D					
2394	252.3430	CIAC - Other Tangible Plant - Water	2005	(107,000)	-					
2395	252.3430	CIAC - Other Tangible Plant - Water	2006	(107,000)	10,700					
2396	252.3430	CIAC - Other Tangible Plant - Water	Jan-07	(107,000)	11,592					
2397	252.3430	CIAC - Other Tangible Plant - Water	Feb-07	(107,000)	12,483					
2398	252.3430	CIAC - Other Tangible Plant - Water	Mar-07	(107,000)	13,375					
2399	252.3430	CIAC - Other Tangible Plant - Water	Apr-07	(107,000)	14,267					
2400	252.3430	CIAC - Other Tangible Plant - Water	May-07	(107,000)	15,158					
2401	252.3430	CIAC - Other Tangible Plant - Water	Jun-07	(107,000)	16,050					
2402	252.3430	CIAC - Other Tangible Plant - Water	Jul-07	(107,000)	16,942					
2403	252.3430	CIAC - Other Tangible Plant - Water	Aug-07	(107,000)	17,833					
2404	252.3430	CIAC - Other Tangible Plant - Water	Sep-07	(107,000)	18,725					
2405	252.3430	CIAC - Other Tangible Plant - Water	Oct-07	(107,000)	19,617					
2406	252.3430	CIAC - Other Tangible Plant - Water	Nov-07	(107,000)	20,508					
2407	252.3430	CIAC - Other Tangible Plant - Water	Dec-07	(107,000)	21,400					
2408	252.3430	CIAC - Other Tangible Plant - Water	Jan-08	(107,000)	22,292					
2409	252.3430	CIAC - Other Tangible Plant - Water	Feb-08	(107,000)	23,183					
2410	252.3430	CIAC - Other Tangible Plant - Water	Mar-08	(107,000)	24,075					
2411	252.3430	CIAC - Other Tangible Plant - Water	Apr-08	(107,000)	24,967					
2412	252.3430	CIAC - Other Tangible Plant - Water	May-08	(107,000)	25,858					
2413	252.3430	CIAC - Other Tangible Plant - Water	Jun-08	(107,000)	26,750					
2414	252.3430	CIAC - Other Tangible Plant - Water	Jul-08	(107,000)	27,642					
2415	252.3430	CIAC - Other Tangible Plant - Water	Aug-08	(107,000)	28,533					
2416	252.3430	CIAC - Other Tangible Plant - Water	Sep-08	(107,000)	29,425					
2417	252.3430	CIAC - Other Tangible Plant - Water	Oct-08	(107,000)	30,317					
2418	252.3430	CIAC - Other Tangible Plant - Water	Nov-08	(107,000)	31,208			Plant	A/D	Dep Exp
2419	252.3430	CIAC - Other Tangible Plant - Water	Dec-08	(107,000)	32,100	13-Month Average Restated	(107,000)	26,750	(10,700)	
2420						13-Month Average Per Books	(100,061)	44,470	(1,201)	
2421						Adjustment	(6,939)	(17,720)	(9,499)	
2422							348.5			
2423										
2424										

2425	Account	Description	Year/Month	Plant Balance	A/D						
2426	252.3435	CIAC - Water Tap	2005	(113,661)	543,422						
2427	252.3435	CIAC - Water Tap	2006	(116,111)	543,422						
2428	252.3435	CIAC - Water Tap	Jan-07	(116,111)	543,422						
2429	252.3435	CIAC - Water Tap	Feb-07	(116,111)	543,422						
2430	252.3435	CIAC - Water Tap	Mar-07	(114,767)	543,422						
2431	252.3435	CIAC - Water Tap	Apr-07	(114,567)	543,422						
2432	252.3435	CIAC - Water Tap	May-07	(114,567)	543,422						
2433	252.3435	CIAC - Water Tap	Jun-07	(114,367)	543,422						
2434	252.3435	CIAC - Water Tap	Jul-07	(114,367)	543,422						
2435	252.3435	CIAC - Water Tap	Aug-07	(114,167)	543,422						
2436	252.3435	CIAC - Water Tap	Sep-07	(114,167)	543,422						
2437	252.3435	CIAC - Water Tap	Oct-07	(114,167)	543,422						
2438	252.3435	CIAC - Water Tap	Nov-07	(114,167)	543,422						
2439	252.3435	CIAC - Water Tap	Dec-07	(114,167)	543,422						
2440	252.3435	CIAC - Water Tap	Jan-08	(114,167)	543,422						
2441	252.3435	CIAC - Water Tap	Feb-08	(114,167)	543,422						
2442	252.3435	CIAC - Water Tap	Mar-08	(114,167)	543,422						
2443	252.3435	CIAC - Water Tap	Apr-08	(114,167)	543,422						
2444	252.3435	CIAC - Water Tap	May-08	(114,167)	543,422						
2445	252.3435	CIAC - Water Tap	Jun-08	(114,167)	543,422						
2446	252.3435	CIAC - Water Tap	Jul-08	(114,167)	543,422						
2447	252.3435	CIAC - Water Tap	Aug-08	(114,167)	543,422						
2448	252.3435	CIAC - Water Tap	Sep-08	(114,167)	543,422						
2449	252.3435	CIAC - Water Tap	Oct-08	(114,517)	543,422						
2450	252.3435	CIAC - Water Tap	Nov-08	(114,517)	543,422			Plant	A/D	Dep Exp	
2451	252.3435	CIAC - Water Tap	Dec-08	(114,517)	543,422			13-Month Average Restated	(114,248)	543,422	
2452								13-Month Average Per Books	(18,075)	7,398	(452)
2453								Adjustment	(96,173)	536,024	452
2454								333.4			
2455											

2456	Account	Description	Year/Month	Plant Balance	A/D						
2457	252.3455	CIAC - Water Plant Meter Fee	2005	-	-						
2458	252.3455	CIAC - Water Plant Meter Fee	2006	-	-						
2459	252.3455	CIAC - Water Plant Meter Fee	Jan-07	-	-						
2460	252.3455	CIAC - Water Plant Meter Fee	Feb-07	-	-						
2461	252.3455	CIAC - Water Plant Meter Fee	Mar-07	(150)	0						
2462	252.3455	CIAC - Water Plant Meter Fee	Apr-07	(300)	1						
2463	252.3455	CIAC - Water Plant Meter Fee	May-07	(300)	2						
2464	252.3455	CIAC - Water Plant Meter Fee	Jun-07	(450)	3						
2465	252.3455	CIAC - Water Plant Meter Fee	Jul-07	(450)	3						
2466	252.3455	CIAC - Water Plant Meter Fee	Aug-07	(600)	5						
2467	252.3455	CIAC - Water Plant Meter Fee	Sep-07	(600)	6						
2468	252.3455	CIAC - Water Plant Meter Fee	Oct-07	(600)	7						
2469	252.3455	CIAC - Water Plant Meter Fee	Nov-07	(600)	8						
2470	252.3455	CIAC - Water Plant Meter Fee	Dec-07	(600)	10						
2471	252.3455	CIAC - Water Plant Meter Fee	Jan-08	(600)	11						
2472	252.3455	CIAC - Water Plant Meter Fee	Feb-08	(600)	12						
2473	252.3455	CIAC - Water Plant Meter Fee	Mar-08	(600)	13						
2474	252.3455	CIAC - Water Plant Meter Fee	Apr-08	(600)	15						
2475	252.3455	CIAC - Water Plant Meter Fee	May-08	(600)	16						
2476	252.3455	CIAC - Water Plant Meter Fee	Jun-08	(600)	17						
2477	252.3455	CIAC - Water Plant Meter Fee	Jul-08	(600)	18						
2478	252.3455	CIAC - Water Plant Meter Fee	Aug-08	(600)	20						
2479	252.3455	CIAC - Water Plant Meter Fee	Sep-08	(600)	21						
2480	252.3455	CIAC - Water Plant Meter Fee	Oct-08	(600)	22						
2481	252.3455	CIAC - Water Plant Meter Fee	Nov-08	(600)	23			Plant	A/D	Dep Exp	
2482	252.3455	CIAC - Water Plant Meter Fee	Dec-08	(600)	25			13-Month Average Restated	(600)	17	(15)
2483								13-Month Average Per Books	(600)	10	(9)
2484								Adjustment	-	7	(6)
2485								334.4			

2486									
2487	<u>Account</u>	<u>Description</u>	<u>Year/Month</u>	<u>Plant Balance</u>	<u>A/D</u>				
2488	252.3480	CIAC - Organization	2005	-	-				
2489	252.3480	CIAC - Organization	2006	-	-				
2490	252.3480	CIAC - Organization	Jan-07	-	-				
2491	252.3480	CIAC - Organization	Feb-07	-	-				
2492	252.3480	CIAC - Organization	Mar-07	-	-				
2493	252.3480	CIAC - Organization	Apr-07	-	-				
2494	252.3480	CIAC - Organization	May-07	-	-				
2495	252.3480	CIAC - Organization	Jun-07	-	-				
2496	252.3480	CIAC - Organization	Jul-07	-	-				
2497	252.3480	CIAC - Organization	Aug-07	-	-				
2498	252.3480	CIAC - Organization	Sep-07	-	-				
2499	252.3480	CIAC - Organization	Oct-07	-	-				
2500	252.3480	CIAC - Organization	Nov-07	-	-				
2501	252.3480	CIAC - Organization	Dec-07	-	-				
2502	252.3480	CIAC - Organization	Jan-08	-	-				
2503	252.3480	CIAC - Organization	Feb-08	-	-				
2504	252.3480	CIAC - Organization	Mar-08	-	-				
2505	252.3480	CIAC - Organization	Apr-08	-	-				
2506	252.3480	CIAC - Organization	May-08	-	-				
2507	252.3480	CIAC - Organization	Jun-08	-	-				
2508	252.3480	CIAC - Organization	Jul-08	-	-				
2509	252.3480	CIAC - Organization	Aug-08	-	-				
2510	252.3480	CIAC - Organization	Sep-08	-	-				
2511	252.3480	CIAC - Organization	Oct-08	-	-				
2512	252.3480	CIAC - Organization	Nov-08	-	-			Plant	A/D
2513	252.3480	CIAC - Organization	Dec-08	-	-			13-Month Average Restated	Dep Exp
2514								13-Month Average Per Books	-
2515								Adjustment	(14,161)
2516								351.1	-
2517									

2518	Account	Description	Year/Month	Plant Balance	A/D						
2519	252.3500	CIAC - Structures & Improvements - Pump Lift Stations	2005	(114,060)	11,382						
2520	252.3500	CIAC - Structures & Improvements - Pump Lift Stations	2006	(114,060)	15,945						
2521	252.3500	CIAC - Structures & Improvements - Pump Lift Stations	Jan-07	(114,060)	16,325						
2522	252.3500	CIAC - Structures & Improvements - Pump Lift Stations	Feb-07	(114,060)	16,705						
2523	252.3500	CIAC - Structures & Improvements - Pump Lift Stations	Mar-07	(114,060)	17,085						
2524	252.3500	CIAC - Structures & Improvements - Pump Lift Stations	Apr-07	(114,060)	17,466						
2525	252.3500	CIAC - Structures & Improvements - Pump Lift Stations	May-07	(114,060)	17,846						
2526	252.3500	CIAC - Structures & Improvements - Pump Lift Stations	Jun-07	(114,060)	18,226						
2527	252.3500	CIAC - Structures & Improvements - Pump Lift Stations	Jul-07	(114,060)	18,606						
2528	252.3500	CIAC - Structures & Improvements - Pump Lift Stations	Aug-07	(114,060)	18,986						
2529	252.3500	CIAC - Structures & Improvements - Pump Lift Stations	Sep-07	(114,060)	19,367						
2530	252.3500	CIAC - Structures & Improvements - Pump Lift Stations	Oct-07	(114,060)	19,747						
2531	252.3500	CIAC - Structures & Improvements - Pump Lift Stations	Nov-07	(114,060)	20,127						
2532	252.3500	CIAC - Structures & Improvements - Pump Lift Stations	Dec-07	(114,060)	20,507						
2533	252.3500	CIAC - Structures & Improvements - Pump Lift Stations	Jan-08	(114,060)	20,887						
2534	252.3500	CIAC - Structures & Improvements - Pump Lift Stations	Feb-08	(114,060)	21,268						
2535	252.3500	CIAC - Structures & Improvements - Pump Lift Stations	Mar-08	(114,060)	21,648						
2536	252.3500	CIAC - Structures & Improvements - Pump Lift Stations	Apr-08	(114,060)	22,028						
2537	252.3500	CIAC - Structures & Improvements - Pump Lift Stations	May-08	(114,060)	22,408						
2538	252.3500	CIAC - Structures & Improvements - Pump Lift Stations	Jun-08	(114,060)	22,788						
2539	252.3500	CIAC - Structures & Improvements - Pump Lift Stations	Jul-08	(114,060)	23,169						
2540	252.3500	CIAC - Structures & Improvements - Pump Lift Stations	Aug-08	(114,060)	23,549						
2541	252.3500	CIAC - Structures & Improvements - Pump Lift Stations	Sep-08	(114,060)	23,929						
2542	252.3500	CIAC - Structures & Improvements - Pump Lift Stations	Oct-08	(114,060)	24,309						
2543	252.3500	CIAC - Structures & Improvements - Pump Lift Stations	Nov-08	(114,060)	24,689			Plant	A/D	Dep Exp	
2544	252.3500	CIAC - Structures & Improvements - Pump Lift Stations	Dec-08	(114,060)	25,070			13-Month Average Restated	(114,060)	22,788	(4,562)
2545								13-Month Average Per Books	(114,060)	99,536	(3,802)
2546								Adjustment	-	(76,748)	(760)
2547								354.3			
2548											

2549	Account	Description	Year/Month	Plant Balance	A/D						
2550	252.3505	CIAC - Structures & Improvements - Treatment	2005	(68,391)	5,729						
2551	252.3505	CIAC - Structures & Improvements - Treatment	2006	(68,391)	7,866						
2552	252.3505	CIAC - Structures & Improvements - Treatment	Jan-07	(68,391)	8,044						
2553	252.3505	CIAC - Structures & Improvements - Treatment	Feb-07	(68,391)	8,222						
2554	252.3505	CIAC - Structures & Improvements - Treatment	Mar-07	(68,391)	8,400						
2555	252.3505	CIAC - Structures & Improvements - Treatment	Apr-07	(68,391)	8,578						
2556	252.3505	CIAC - Structures & Improvements - Treatment	May-07	(68,391)	8,757						
2557	252.3505	CIAC - Structures & Improvements - Treatment	Jun-07	(68,391)	8,935						
2558	252.3505	CIAC - Structures & Improvements - Treatment	Jul-07	(68,391)	9,113						
2559	252.3505	CIAC - Structures & Improvements - Treatment	Aug-07	(68,391)	9,291						
2560	252.3505	CIAC - Structures & Improvements - Treatment	Sep-07	(68,391)	9,469						
2561	252.3505	CIAC - Structures & Improvements - Treatment	Oct-07	(68,391)	9,647						
2562	252.3505	CIAC - Structures & Improvements - Treatment	Nov-07	(68,391)	9,825						
2563	252.3505	CIAC - Structures & Improvements - Treatment	Dec-07	(68,391)	10,003						
2564	252.3505	CIAC - Structures & Improvements - Treatment	Jan-08	(68,391)	10,181						
2565	252.3505	CIAC - Structures & Improvements - Treatment	Feb-08	(68,391)	10,360						
2566	252.3505	CIAC - Structures & Improvements - Treatment	Mar-08	(68,391)	10,538						
2567	252.3505	CIAC - Structures & Improvements - Treatment	Apr-08	(68,391)	10,716						
2568	252.3505	CIAC - Structures & Improvements - Treatment	May-08	(68,391)	10,894						
2569	252.3505	CIAC - Structures & Improvements - Treatment	Jun-08	(68,391)	11,072						
2570	252.3505	CIAC - Structures & Improvements - Treatment	Jul-08	(68,391)	11,250						
2571	252.3505	CIAC - Structures & Improvements - Treatment	Aug-08	(68,391)	11,428						
2572	252.3505	CIAC - Structures & Improvements - Treatment	Sep-08	(68,391)	11,606						
2573	252.3505	CIAC - Structures & Improvements - Treatment	Oct-08	(68,391)	11,784						
2574	252.3505	CIAC - Structures & Improvements - Treatment	Nov-08	(68,391)	11,962			Plant	A/D		
2575	252.3505	CIAC - Structures & Improvements - Treatment	Dec-08	(68,391)	12,141			13-Month Average Restated	(68,391)	11,072	(2,137)
2576								13-Month Average Per Books	-	-	-
2577								Adjustment	(68,391)	11,072	(2,137)
2578								354.4			
2579											

2580	Account	Description	Year/Month	Plant Balance	A/D						
2581	252.3520	CIAC - Structures & Improvements - General	2005	-	-						
2582	252.3520	CIAC - Structures & Improvements - General	2006	-	-						
2583	252.3520	CIAC - Structures & Improvements - General	Jan-07	-	-						
2584	252.3520	CIAC - Structures & Improvements - General	Feb-07	-	-						
2585	252.3520	CIAC - Structures & Improvements - General	Mar-07	-	-						
2586	252.3520	CIAC - Structures & Improvements - General	Apr-07	-	-						
2587	252.3520	CIAC - Structures & Improvements - General	May-07	-	-						
2588	252.3520	CIAC - Structures & Improvements - General	Jun-07	-	-						
2589	252.3520	CIAC - Structures & Improvements - General	Jul-07	-	-						
2590	252.3520	CIAC - Structures & Improvements - General	Aug-07	-	-						
2591	252.3520	CIAC - Structures & Improvements - General	Sep-07	-	-						
2592	252.3520	CIAC - Structures & Improvements - General	Oct-07	-	-						
2593	252.3520	CIAC - Structures & Improvements - General	Nov-07	-	-						
2594	252.3520	CIAC - Structures & Improvements - General	Dec-07	-	-						
2595	252.3520	CIAC - Structures & Improvements - General	Jan-08	-	-						
2596	252.3520	CIAC - Structures & Improvements - General	Feb-08	-	-						
2597	252.3520	CIAC - Structures & Improvements - General	Mar-08	-	-						
2598	252.3520	CIAC - Structures & Improvements - General	Apr-08	-	-						
2599	252.3520	CIAC - Structures & Improvements - General	May-08	-	-						
2600	252.3520	CIAC - Structures & Improvements - General	Jun-08	-	-						
2601	252.3520	CIAC - Structures & Improvements - General	Jul-08	-	-						
2602	252.3520	CIAC - Structures & Improvements - General	Aug-08	-	-						
2603	252.3520	CIAC - Structures & Improvements - General	Sep-08	-	-						
2604	252.3520	CIAC - Structures & Improvements - General	Oct-08	-	-						
2605	252.3520	CIAC - Structures & Improvements - General	Nov-08	-	-			Plant	A/D	Dep Exp	
2606	252.3520	CIAC - Structures & Improvements - General	Dec-08	-	-			13-Month Average Restated	-	-	-
2607								13-Month Average Per Books	(121,191)	61,446	(1,830)
2608								Adjustment	121,191	(61,446)	1,830
2609								304.5			
2610											
2611											



2612	Account	Description	Year/Month	Plant Balance	A/D						
2613	252.3550	CIAC - Force Mains	2005	(4,056)	405						
2614	252.3550	CIAC - Force Mains	2006	(4,056)	541						
2615	252.3550	CIAC - Force Mains	Jan-07	(4,056)	552						
2616	252.3550	CIAC - Force Mains	Feb-07	(4,056)	563						
2617	252.3550	CIAC - Force Mains	Mar-07	(4,056)	574						
2618	252.3550	CIAC - Force Mains	Apr-07	(4,056)	586						
2619	252.3550	CIAC - Force Mains	May-07	(4,056)	597						
2620	252.3550	CIAC - Force Mains	Jun-07	(4,056)	608						
2621	252.3550	CIAC - Force Mains	Jul-07	(4,056)	619						
2622	252.3550	CIAC - Force Mains	Aug-07	(4,056)	631						
2623	252.3550	CIAC - Force Mains	Sep-07	(4,056)	642						
2624	252.3550	CIAC - Force Mains	Oct-07	(4,056)	653						
2625	252.3550	CIAC - Force Mains	Nov-07	(4,056)	665						
2626	252.3550	CIAC - Force Mains	Dec-07	(4,056)	676						
2627	252.3550	CIAC - Force Mains	Jan-08	(4,056)	687						
2628	252.3550	CIAC - Force Mains	Feb-08	(4,056)	698						
2629	252.3550	CIAC - Force Mains	Mar-08	(4,056)	710						
2630	252.3550	CIAC - Force Mains	Apr-08	(4,056)	721						
2631	252.3550	CIAC - Force Mains	May-08	(4,056)	732						
2632	252.3550	CIAC - Force Mains	Jun-08	(4,056)	743						
2633	252.3550	CIAC - Force Mains	Jul-08	(4,056)	755						
2634	252.3550	CIAC - Force Mains	Aug-08	(4,056)	766						
2635	252.3550	CIAC - Force Mains	Sep-08	(4,056)	777						
2636	252.3550	CIAC - Force Mains	Oct-08	(4,056)	788						
2637	252.3550	CIAC - Force Mains	Nov-08	(4,056)	800			Plant	A/D	Dep Exp	
2638	252.3550	CIAC - Force Mains	Dec-08	(4,056)	811			13-Month Average Restated	(4,056)	743	(135)
2639								13-Month Average Per Books	(42,953)	37,338	(1,432)
2640								Adjustment	38,897	(36,595)	1,297
2641								360.2			
2642											

2643	Account	Description	Year/Month	Plant Balance	A/D						
2644	252.3555	CIAC - Gravity Mains	2005	(331,449)	22,082						
2645	252.3555	CIAC - Gravity Mains	2006	(331,449)	29,447						
2646	252.3555	CIAC - Gravity Mains	Jan-07	(331,449)	30,061						
2647	252.3555	CIAC - Gravity Mains	Feb-07	(331,449)	30,675						
2648	252.3555	CIAC - Gravity Mains	Mar-07	(331,449)	31,289						
2649	252.3555	CIAC - Gravity Mains	Apr-07	(331,449)	31,903						
2650	252.3555	CIAC - Gravity Mains	May-07	(331,449)	32,516						
2651	252.3555	CIAC - Gravity Mains	Jun-07	(331,449)	33,130						
2652	252.3555	CIAC - Gravity Mains	Jul-07	(331,449)	33,744						
2653	252.3555	CIAC - Gravity Mains	Aug-07	(331,449)	34,358						
2654	252.3555	CIAC - Gravity Mains	Sep-07	(331,449)	34,972						
2655	252.3555	CIAC - Gravity Mains	Oct-07	(331,449)	35,585						
2656	252.3555	CIAC - Gravity Mains	Nov-07	(331,449)	36,199						
2657	252.3555	CIAC - Gravity Mains	Dec-07	(331,449)	36,813						
2658	252.3555	CIAC - Gravity Mains	Jan-08	(331,449)	37,427						
2659	252.3555	CIAC - Gravity Mains	Feb-08	(331,449)	38,041						
2660	252.3555	CIAC - Gravity Mains	Mar-08	(331,449)	38,654						
2661	252.3555	CIAC - Gravity Mains	Apr-08	(331,449)	39,268						
2662	252.3555	CIAC - Gravity Mains	May-08	(331,449)	39,882						
2663	252.3555	CIAC - Gravity Mains	Jun-08	(331,449)	40,496						
2664	252.3555	CIAC - Gravity Mains	Jul-08	(331,449)	41,109						
2665	252.3555	CIAC - Gravity Mains	Aug-08	(331,449)	41,723						
2666	252.3555	CIAC - Gravity Mains	Sep-08	(331,449)	42,337						
2667	252.3555	CIAC - Gravity Mains	Oct-08	(331,449)	42,951						
2668	252.3555	CIAC - Gravity Mains	Nov-08	(331,449)	43,565			Plant	A/D	Dep Exp	
2669	252.3555	CIAC - Gravity Mains	Dec-08	(331,449)	44,178			13-Month Average Restated	(331,449)	40,496	(7,366)
2670								13-Month Average Per Books	(496,317)	302,636	(7,865)
2671								Adjustment	164,868	(262,140)	500
2672								361.2			
2673											

2674	Account	Description	Year/Month	Plant Balance	A/D						
2675	252.3565	CIAC - Services To Customers	2005	(38,897)	3,751						
2676	252.3565	CIAC - Services To Customers	2006	(38,897)	4,775						
2677	252.3565	CIAC - Services To Customers	Jan-07	(38,897)	4,860						
2678	252.3565	CIAC - Services To Customers	Feb-07	(38,897)	4,945						
2679	252.3565	CIAC - Services To Customers	Mar-07	(38,897)	5,030						
2680	252.3565	CIAC - Services To Customers	Apr-07	(38,897)	5,116						
2681	252.3565	CIAC - Services To Customers	May-07	(38,897)	5,201						
2682	252.3565	CIAC - Services To Customers	Jun-07	(38,897)	5,286						
2683	252.3565	CIAC - Services To Customers	Jul-07	(38,897)	5,372						
2684	252.3565	CIAC - Services To Customers	Aug-07	(38,897)	5,457						
2685	252.3565	CIAC - Services To Customers	Sep-07	(38,897)	5,542						
2686	252.3565	CIAC - Services To Customers	Oct-07	(38,897)	5,628						
2687	252.3565	CIAC - Services To Customers	Nov-07	(38,897)	5,713						
2688	252.3565	CIAC - Services To Customers	Dec-07	(38,897)	5,798						
2689	252.3565	CIAC - Services To Customers	Jan-08	(38,897)	5,883						
2690	252.3565	CIAC - Services To Customers	Feb-08	(38,897)	5,969						
2691	252.3565	CIAC - Services To Customers	Mar-08	(38,897)	6,054						
2692	252.3565	CIAC - Services To Customers	Apr-08	(38,897)	6,139						
2693	252.3565	CIAC - Services To Customers	May-08	(38,897)	6,225						
2694	252.3565	CIAC - Services To Customers	Jun-08	(38,897)	6,310						
2695	252.3565	CIAC - Services To Customers	Jul-08	(38,897)	6,395						
2696	252.3565	CIAC - Services To Customers	Aug-08	(38,897)	6,481						
2697	252.3565	CIAC - Services To Customers	Sep-08	(38,897)	6,566						
2698	252.3565	CIAC - Services To Customers	Oct-08	(38,897)	6,651						
2699	252.3565	CIAC - Services To Customers	Nov-08	(38,897)	6,736			Plant	A/D	Dep Exp	
2700	252.3565	CIAC - Services To Customers	Dec-08	(38,897)	6,822			13-Month Average Restated	(38,897)	6,310	(1,024)
2701								13-Month Average Per Books	-	-	-
2702								Adjustment	(38,897)	6,310	(1,024)
2703								363.2			
2704											

2705	<u>Account</u>	<u>Description</u>	<u>Year/Month</u>	<u>Plant Balance</u>	<u>A/D</u>					
2706	252.3557	CIAC - Manholes	2005	(23,148)	2,056					
2707	252.3557	CIAC - Manholes	2006	(23,148)	2,828					
2708	252.3557	CIAC - Manholes	Jan-07	(23,148)	2,892					
2709	252.3557	CIAC - Manholes	Feb-07	(23,148)	2,956					
2710	252.3557	CIAC - Manholes	Mar-07	(23,148)	3,020					
2711	252.3557	CIAC - Manholes	Apr-07	(23,148)	3,085					
2712	252.3557	CIAC - Manholes	May-07	(23,148)	3,149					
2713	252.3557	CIAC - Manholes	Jun-07	(23,148)	3,213					
2714	252.3557	CIAC - Manholes	Jul-07	(23,148)	3,278					
2715	252.3557	CIAC - Manholes	Aug-07	(23,148)	3,342					
2716	252.3557	CIAC - Manholes	Sep-07	(23,148)	3,406					
2717	252.3557	CIAC - Manholes	Oct-07	(23,148)	3,471					
2718	252.3557	CIAC - Manholes	Nov-07	(23,148)	3,535					
2719	252.3557	CIAC - Manholes	Dec-07	(23,148)	3,599					
2720	252.3557	CIAC - Manholes	Jan-08	(23,148)	3,663					
2721	252.3557	CIAC - Manholes	Feb-08	(23,148)	3,728					
2722	252.3557	CIAC - Manholes	Mar-08	(23,148)	3,792					
2723	252.3557	CIAC - Manholes	Apr-08	(23,148)	3,856					
2724	252.3557	CIAC - Manholes	May-08	(23,148)	3,921					
2725	252.3557	CIAC - Manholes	Jun-08	(23,148)	3,985					
2726	252.3557	CIAC - Manholes	Jul-08	(23,148)	4,049					
2727	252.3557	CIAC - Manholes	Aug-08	(23,148)	4,114					
2728	252.3557	CIAC - Manholes	Sep-08	(23,148)	4,178					
2729	252.3557	CIAC - Manholes	Oct-08	(23,148)	4,242					
2730	252.3557	CIAC - Manholes	Nov-08	(23,148)	4,306			Plant	A/D	Dep Exp
2731	252.3557	CIAC - Manholes	Dec-08	(23,148)	4,371			13-Month Average Restated	(23,148)	3,985 (772)
2732								13-Month Average Per Books	-	-
2733								Adjustment	(23,148)	3,985 (772)
2734								361.2		
2735										

2736	Account	Description	Year/Month	Plant Balance	A/D						
2737	252.3600	CIAC - Treatment & Disposal - Lagoons	2005	(41)	4						
2738	252.3600	CIAC - Treatment & Disposal - Lagoons	2006	(41)	6						
2739	252.3600	CIAC - Treatment & Disposal - Lagoons	Jan-07	(41)	6						
2740	252.3600	CIAC - Treatment & Disposal - Lagoons	Feb-07	(41)	6						
2741	252.3600	CIAC - Treatment & Disposal - Lagoons	Mar-07	(41)	6						
2742	252.3600	CIAC - Treatment & Disposal - Lagoons	Apr-07	(41)	7						
2743	252.3600	CIAC - Treatment & Disposal - Lagoons	May-07	(41)	7						
2744	252.3600	CIAC - Treatment & Disposal - Lagoons	Jun-07	(41)	7						
2745	252.3600	CIAC - Treatment & Disposal - Lagoons	Jul-07	(41)	7						
2746	252.3600	CIAC - Treatment & Disposal - Lagoons	Aug-07	(41)	7						
2747	252.3600	CIAC - Treatment & Disposal - Lagoons	Sep-07	(41)	8						
2748	252.3600	CIAC - Treatment & Disposal - Lagoons	Oct-07	(41)	8						
2749	252.3600	CIAC - Treatment & Disposal - Lagoons	Nov-07	(41)	8						
2750	252.3600	CIAC - Treatment & Disposal - Lagoons	Dec-07	(41)	8						
2751	252.3600	CIAC - Treatment & Disposal - Lagoons	Jan-08	(41)	8						
2752	252.3600	CIAC - Treatment & Disposal - Lagoons	Feb-08	(41)	8						
2753	252.3600	CIAC - Treatment & Disposal - Lagoons	Mar-08	(41)	9						
2754	252.3600	CIAC - Treatment & Disposal - Lagoons	Apr-08	(41)	9						
2755	252.3600	CIAC - Treatment & Disposal - Lagoons	May-08	(41)	9						
2756	252.3600	CIAC - Treatment & Disposal - Lagoons	Jun-08	(41)	9						
2757	252.3600	CIAC - Treatment & Disposal - Lagoons	Jul-08	(41)	9						
2758	252.3600	CIAC - Treatment & Disposal - Lagoons	Aug-08	(41)	10						
2759	252.3600	CIAC - Treatment & Disposal - Lagoons	Sep-08	(41)	10						
2760	252.3600	CIAC - Treatment & Disposal - Lagoons	Oct-08	(41)	10						
2761	252.3600	CIAC - Treatment & Disposal - Lagoons	Nov-08	(41)	10			Plant	A/D	Dep Exp	
2762	252.3600	CIAC - Treatment & Disposal - Lagoons	Dec-08	(41)	10			13-Month Average Restated	(41)	9	(2)
2763								13-Month Average Per Books	(41)	43	(1)
2764								Adjustment	-	(34)	(1)
2765								380.4			
2766											

2767	Account	Description	Year/Month	Plant Balance	A/D				
2768	255.3605	CIAC - Treatment & Disposal - Wastewater Treatment Plant	2005	-	-				
2769	255.3605	CIAC - Treatment & Disposal - Wastewater Treatment Plant	2006	-	-				
2770	255.3605	CIAC - Treatment & Disposal - Wastewater Treatment Plant	Jan-07	-	-				
2771	255.3605	CIAC - Treatment & Disposal - Wastewater Treatment Plant	Feb-07	-	-				
2772	255.3605	CIAC - Treatment & Disposal - Wastewater Treatment Plant	Mar-07	-	-				
2773	255.3605	CIAC - Treatment & Disposal - Wastewater Treatment Plant	Apr-07	-	-				
2774	255.3605	CIAC - Treatment & Disposal - Wastewater Treatment Plant	May-07	-	-				
2775	255.3605	CIAC - Treatment & Disposal - Wastewater Treatment Plant	Jun-07	-	-				
2776	255.3605	CIAC - Treatment & Disposal - Wastewater Treatment Plant	Jul-07	-	-				
2777	255.3605	CIAC - Treatment & Disposal - Wastewater Treatment Plant	Aug-07	-	-				
2778	255.3605	CIAC - Treatment & Disposal - Wastewater Treatment Plant	Sep-07	-	-				
2779	255.3605	CIAC - Treatment & Disposal - Wastewater Treatment Plant	Oct-07	-	-				
2780	255.3605	CIAC - Treatment & Disposal - Wastewater Treatment Plant	Nov-07	-	-				
2781	255.3605	CIAC - Treatment & Disposal - Wastewater Treatment Plant	Dec-07	-	-				
2782	255.3605	CIAC - Treatment & Disposal - Wastewater Treatment Plant	Jan-08	-	-				
2783	255.3605	CIAC - Treatment & Disposal - Wastewater Treatment Plant	Feb-08	-	-				
2784	255.3605	CIAC - Treatment & Disposal - Wastewater Treatment Plant	Mar-08	-	-				
2785	255.3605	CIAC - Treatment & Disposal - Wastewater Treatment Plant	Apr-08	-	-				
2786	255.3605	CIAC - Treatment & Disposal - Wastewater Treatment Plant	May-08	-	-				
2787	255.3605	CIAC - Treatment & Disposal - Wastewater Treatment Plant	Jun-08	-	-				
2788	255.3605	CIAC - Treatment & Disposal - Wastewater Treatment Plant	Jul-08	-	-				
2789	255.3605	CIAC - Treatment & Disposal - Wastewater Treatment Plant	Aug-08	-	-				
2790	255.3605	CIAC - Treatment & Disposal - Wastewater Treatment Plant	Sep-08	-	-				
2791	255.3605	CIAC - Treatment & Disposal - Wastewater Treatment Plant	Oct-08	-	-				
2792	255.3605	CIAC - Treatment & Disposal - Wastewater Treatment Plant	Nov-08	-	-		Plant	A/D	Dep Exp
2793	255.3605	CIAC - Treatment & Disposal - Wastewater Treatment Plant	Dec-08	-	-				
2794						13-Month Average Restated	-	-	-
2795						13-Month Average Per Books	-	795	-
2796						Adjustment	-	(795)	-
2797						380.4			

2798	Account	Description	Year/Month	Plant Balance	A/D						
2799	252.3705	CIAC - Sewer Tap	2005	(190,370)	407,940						
2800	252.3705	CIAC - Sewer Tap	2006	(190,940)	407,940						
2801	252.3705	CIAC - Sewer Tap	Jan-07	(190,940)	407,940						
2802	252.3705	CIAC - Sewer Tap	Feb-07	(190,940)	407,940						
2803	252.3705	CIAC - Sewer Tap	Mar-07	(190,940)	407,940						
2804	252.3705	CIAC - Sewer Tap	Apr-07	(190,940)	407,940						
2805	252.3705	CIAC - Sewer Tap	May-07	(190,940)	407,940						
2806	252.3705	CIAC - Sewer Tap	Jun-07	(190,940)	407,940						
2807	252.3705	CIAC - Sewer Tap	Jul-07	(190,940)	407,940						
2808	252.3705	CIAC - Sewer Tap	Aug-07	(190,940)	407,940						
2809	252.3705	CIAC - Sewer Tap	Sep-07	(190,940)	407,940						
2810	252.3705	CIAC - Sewer Tap	Oct-07	(190,940)	407,940						
2811	252.3705	CIAC - Sewer Tap	Nov-07	(190,940)	407,940						
2812	252.3705	CIAC - Sewer Tap	Dec-07	(190,940)	407,940						
2813	252.3705	CIAC - Sewer Tap	Jan-08	(190,940)	407,940						
2814	252.3705	CIAC - Sewer Tap	Feb-08	(190,940)	407,940						
2815	252.3705	CIAC - Sewer Tap	Mar-08	(190,940)	407,940						
2816	252.3705	CIAC - Sewer Tap	Apr-08	(190,940)	407,940						
2817	252.3705	CIAC - Sewer Tap	May-08	(190,940)	407,940						
2818	252.3705	CIAC - Sewer Tap	Jun-08	(190,940)	407,940						
2819	252.3705	CIAC - Sewer Tap	Jul-08	(190,940)	407,940						
2820	252.3705	CIAC - Sewer Tap	Aug-08	(190,940)	407,940						
2821	252.3705	CIAC - Sewer Tap	Sep-08	(190,940)	407,940						
2822	252.3705	CIAC - Sewer Tap	Oct-08	(190,940)	407,940						
2823	252.3705	CIAC - Sewer Tap	Nov-08	(190,940)	407,940			Plant	A/D	Dep Exp	
2824	252.3705	CIAC - Sewer Tap	Dec-08	(190,940)	407,940			13-Month Average Restated	(190,940)	407,940	-
2825								13-Month Average Per Books	(5,335)	19,278	(178)
2826								Adjustment	(185,605)	388,662	178
2827								363.2			
2828											

2829	Account	Description	Year/Month	Plant Balance	A/D				
2830	252.3780	CIAC - Reuse Res Cap Fee	2005	-	-				
2831	252.3780	CIAC - Reuse Res Cap Fee	2006	-	-				
2832	252.3780	CIAC - Reuse Res Cap Fee	Jan-07	-	-				
2833	252.3780	CIAC - Reuse Res Cap Fee	Feb-07	-	-				
2834	252.3780	CIAC - Reuse Res Cap Fee	Mar-07	-	-				
2835	252.3780	CIAC - Reuse Res Cap Fee	Apr-07	-	-				
2836	252.3780	CIAC - Reuse Res Cap Fee	May-07	-	-				
2837	252.3780	CIAC - Reuse Res Cap Fee	Jun-07	-	-				
2838	252.3780	CIAC - Reuse Res Cap Fee	Jul-07	-	-				
2839	252.3780	CIAC - Reuse Res Cap Fee	Aug-07	-	-				
2840	252.3780	CIAC - Reuse Res Cap Fee	Sep-07	-	-				
2841	252.3780	CIAC - Reuse Res Cap Fee	Oct-07	-	-				
2842	252.3780	CIAC - Reuse Res Cap Fee	Nov-07	-	-				
2843	252.3780	CIAC - Reuse Res Cap Fee	Dec-07	-	-				
2844	252.3780	CIAC - Reuse Res Cap Fee	Jan-08	-	-				
2845	252.3780	CIAC - Reuse Res Cap Fee	Feb-08	-	-				
2846	252.3780	CIAC - Reuse Res Cap Fee	Mar-08	-	-				
2847	252.3780	CIAC - Reuse Res Cap Fee	Apr-08	-	-				
2848	252.3780	CIAC - Reuse Res Cap Fee	May-08	-	-				
2849	252.3780	CIAC - Reuse Res Cap Fee	Jun-08	-	-				
2850	252.3780	CIAC - Reuse Res Cap Fee	Jul-08	-	-				
2851	252.3780	CIAC - Reuse Res Cap Fee	Aug-08	-	-				
2852	252.3780	CIAC - Reuse Res Cap Fee	Sep-08	-	-				
2853	252.3780	CIAC - Reuse Res Cap Fee	Oct-08	-	-				
2854	252.3780	CIAC - Reuse Res Cap Fee	Nov-08	-	-		Plant	A/D	Dep Exp
2855	252.3780	CIAC - Reuse Res Cap Fee	Dec-08	-	-	13-Month Average Restated	-	-	-
2856						13-Month Average Per Books	7,120	-	-
2857						Adjustment	(7,120)	-	-
2858						366.6			



Windows Explorer window showing the contents of a DVD RW Drive (D:) folder named "Supporting Docs - Response to Staff's First Data Request". The address bar shows the path: << DVD RW Drive (D:) 100727\_1554 >> Supporting Docs - Response to Staff's First Data Request >>

Organize | Burn to disc

Files Currently on the Disc (12)

Name	Date modified	Type	Size
Item 01	7/27/2010 3:28 PM	File folder	
Item 02	7/27/2010 3:28 PM	File folder	
Item 03	7/27/2010 3:28 PM	File folder	
Item 04	7/27/2010 3:29 PM	File folder	
Item 05	7/27/2010 3:30 PM	File folder	
Item 06	7/27/2010 3:34 PM	File folder	
Item 07	7/27/2010 3:35 PM	File folder	
Item 08	7/27/2010 3:41 PM	File folder	
Item 09	7/27/2010 3:42 PM	File folder	
Item 10	7/27/2010 3:42 PM	File folder	
Item 11	7/27/2010 3:43 PM	File folder	
Item 16	7/27/2010 3:43 PM	File folder	

Item 06 is selected.

Taskbar: Item 06 Date modified: 7/27/2010 3:34 PM File folder

Windows Explorer window showing the contents of a DVD RW Drive (D:) folder named "Supporting Docs - Response to Staff's First Data Request" with "Item 06" selected. The address bar shows the path: << DVD RW Drive (D:) 100727\_1554 >> Supporting Docs - Response to Staff's First Data Request >> Item 06

Organize | Burn to disc

Files Currently on the Disc (4)

Name	Date modified	Type	Size
General Expense and RB - Leads - Revised...	7/27/2010 3:30 PM	PDF File	40 KB
General Expense and RB - Leads - Revised...	7/27/2010 3:30 PM	Microsoft Excel W...	74 KB
General Expense and RB Allocation Revisi...	7/27/2010 3:34 PM	PDF File	447 KB
General Expense and RB Allocation Revisi...	7/27/2010 3:33 PM	Microsoft Excel W...	3,617 KB

Taskbar: 4 items

**FLORIDA ALLOCATION REVISIONS  
LEAD SHEET ADJUSTMENTS - EXPENSES**

**UIF - Marion**

<u>NARUC Number</u>	<u>1Q Expense Allocation</u>	<u>2Q Expense Adjustment</u>	<u>3Q Expense Adjustment</u>	<u>4Q Expense Adjustment</u>	<u>Total</u>
403	(508)	(888)	147	4	(1,244)
408.10	(106)	1,857	(4,134)	445	(1,938)
408.11	(17)	422	(393)	177	189
408.13	15	-	-	-	15
410.11	-	-	-	62	62
412.20	(50)	(38)	(38)	(38)	(163)
414	-	43	(1,297)	2,981	1,727
604/704	7	2	1	11	20
<b>610/710</b>	<b>125</b>	<b>51</b>	<b>-</b>	<b>-</b>	<b>176</b>
618/718	-	48	2	(0)	49
620/720	914	789	608	732	3,043
632/732	15	(4)	3	3	17
633/733	951	(150)	21	3	826
636/736	35	10	(17)	74	102
641/741	-	-	-	-	-
642/742	4	-	(3)	-	2
659/759	81	44	13	43	181
666/766	1,838	1,838	1,838	9,925	15,438
667/767	168	867	-	15	1,050
670/770	0	0	11	1	12
675/775	954	(1,008)	(80)	20	(114)
	4,428	3,883	(3,318)	14,458	19,451

**UIF - Orange**

<u>NARUC Number</u>	<u>1Q Expense Allocation</u>	<u>2Q Expense Adjustment</u>	<u>3Q Expense Adjustment</u>	<u>4Q Expense Adjustment</u>	<u>Total</u>
403	(1,703)	(1,907)	(1,370)	(1,422)	(6,402)
408.10	210	923	(3,928)	221	(2,574)
408.11	(10)	209	(195)	88	91
408.13	8	-	-	-	8
410.11	-	-	-	31	31
412.20	(25)	(19)	(19)	(19)	(81)
414	-	21	(643)	1,481	859
610/710	-	(5,970)	-	-	(5,970)
604/704	(1)	(0)	0	5	5
618/718	-	24	1	(0)	24
620/720	436	366	306	339	1,446
632/732	(3)	(0)	0	1	(2)
633/733	467	(76)	10	1	402
636/736	(17)	(17)	(13)	34	(12)
641/741	-	-	-	-	-
642/742	1	-	(1)	-	(0)
659/759	(14)	(12)	1	20	(4)
666/766	913	913	913	4,931	7,670
667/767	83	427	-	8	517

670/770	(0)	(0)	6	0	6
675/775	219	(553)	473	6	145
	563	(5,672)	(4,459)	5,726	(3,842)

**UIF - Pasco**

<u>NARUC Number</u>	<u>1Q Expense Allocation</u>	<u>2Q Expense Adjustment</u>	<u>3Q Expense Adjustment</u>	<u>4Q Expense Adjustment</u>	<u>Total</u>
403	(4,070)	(4,730)	1,559	(227)	(7,468)
408.10	371	(16,365)	33,901	3,060	20,967
408.11	(123)	2,898	(2,702)	1,209	1,282
408.13	105	-	-	-	105
410.11	-	-	-	428	428
412.20	(344)	(258)	(258)	(258)	(1,118)
414	-	294	(8,910)	20,489	11,874
604/704	29	8	5	76	118
610/710	(2,360)	5,011	-	-	2,650
618/718	-	329	11	(1)	338
620/720	5,574	5,766	4,035	5,109	20,484
632/732	60	(10)	17	12	79
633/733	6,514	(1,037)	146	16	5,640
636/736	94	(3)	(114)	695	672
641/741	-	-	-	-	-
642/742	25	-	(18)	-	6
659/759	318	201	85	276	880
666/766	12,629	12,629	12,629	68,210	106,096
667/767	1,149	5,946	-	105	7,200
670/770	0	2	77	5	85
675/775	5,364	(5,731)	(675)	(2,893)	(3,935)
	25,335	4,948	39,790	96,312	166,384

**UIF - Pinellas**

<u>NARUC Number</u>	<u>1Q Expense Allocation</u>	<u>2Q Expense Adjustment</u>	<u>3Q Expense Adjustment</u>	<u>4Q Expense Adjustment</u>	<u>Total</u>
403	(1,077)	(1,416)	(871)	27	(3,336)
408.10	3,044	1,317	493	316	5,170
408.11	(39)	274	(295)	126	66
408.13	11	-	-	-	11
410.11	-	-	-	44	44
412.20	(36)	(27)	(27)	(27)	(115)
414	-	33	(815)	2,114	1,333
604/704	(76)	(20)	(14)	8	(102)
610/710	-	-	-	-	-
618/718	-	34	1	(0)	35
620/720	181	(245)	(242)	494	187
632/732	(180)	9	(196)	3	(364)
633/733	576	(153)	(28)	4	399
636/736	(613)	(526)	(694)	61	(1,772)
641/741	-	-	-	-	-
642/742	(17)	-	17	-	(0)
659/759	(948)	(829)	(949)	27	(2,700)
666/766	1,303	1,303	1,303	7,040	10,950
667/767	103	535	-	11	649

670/770	(1)	(11)	7	1	(4)
675/775	(188)	(2,473)	(1,204)	26	(3,839)
	2,044	(2,196)	(3,514)	10,275	6,609

UIF - Seminole					
<u>NARUC Number</u>	<u>1Q Expense Allocation</u>	<u>2Q Expense Adjustment</u>	<u>3Q Expense Adjustment</u>	<u>4Q Expense Adjustment</u>	<u>Total</u>
403	(26,991)	15,640	163	(924)	(12,112)
408.10	(3,520)	12,269	(26,501)	(4,042)	(21,794)
408.11	2,812	(61,849)	57,822	(25,892)	(27,107)
408.13	(138)	-	-	-	(138)
410.11	-	-	-	411	411
412.20	455	341	341	341	1,477
414	-	283	(7,884)	18,380	10,779
604/704	8	3	1	(1,087)	(1,075)
610/710	2,235	908	-	-	3,143
618/718	-	(434)	(14)	24	(425)
620/720	(7,617)	(814)	(5,819)	(6,065)	(20,315)
632/732	11	(10)	(30)	13	(15)
633/733	6,238	(1,007)	130	16	5,377
636/736	1,155	(1,348)	(283)	472	(5)
641/741	-	-	-	-	-
642/742	19	-	(13)	-	5
659/759	59	(10)	(155)	269	162
666/766	(16,683)	(16,683)	(16,683)	(90,106)	(140,155)
667/767	1,101	5,698	-	101	6,900
670/770	0	(1)	74	5	78
675/775	(118,993)	117,507	(3,054)	(796)	(5,336)
	(159,848)	70,493	(1,907)	(108,881)	(200,143)







**ALLOCATION REVISIONS  
1Q ADJUSTMENTS TO INDIVIDUAL COMPANIES**

**UIF - Marion**

<u>NARUC Number</u>	<u>Account Number</u>	<u>Account Description</u>	<u>WSC Allocation</u>	<u>Total RVP Allocation</u>	<u>Total Regional Allocation</u>	<u>Total UIF - Marion Allocation (from w/p 1Q(a) and 1Q(b))</u>
403	6445	DEPREC-ORGANIZATION (1)	-	-	1	1
403	6450	DEPREC-FRANCHISES (1)	-	-	3	3
403	6470	DEPREC-STRUCT & IMPRV GEN (1)	-	-	0	0
403	6485	DEPREC-WELLS & SPRINGS (1)	-	-	0	0
403	6510	DEPREC-ELEC PUMP EQP WTP (1)	-	-	30	30
403	6520	DEPREC-WATER TREATMENT EQP (1)	-	-	0	0
403	6530	DEPREC-TRANS & DISTR MAINS (1)	-	-	4	4
403	6535	DEPREC-SERVICE LINES (1)	-	-	2	2
403	6540	DEPREC-METERS (1)	-	-	40	40
403	6580	DEPREC-OFFICE STRUCTURE (1)	37	-	37	73
403	6585	DEPREC-OFFICE FURN/EQPT (1)	16	-	21	37
403	6595	DEPREC-TOOL SHOP & MISC EQPT (1)	0	-	29	29
403	6600	DEPREC-LABORATORY EQUIPMEN (1)	-	-	0	0
403	6610	DEPREC-COMMUNICATION EQPT (1)	3	-	9	12
403	6660	DEPREC-STRUCT/IMPRV PUMP (1)	-	-	1	1
403	6765	DEPREC-TREAT/DISP EQ TRT P (1)	-	-	0	0
403	6835	DEPREC-TOOL SHOP & MISC EQPT (1)	-	-	-	-
403	6920	DEPREC - MAINFRAME (1)	20	-	1	21
403	6921	DEPREC - MINI COMPUTER (1)	71	-	194	265
403	6922	COMP SYSTEM AMORTIZATION (1)	1	-	-	1
403	6923	MICRO SYSTEM AMORTIZATION (1)	66	-	5	71
			<b>215</b>	<b>-</b>	<b>377</b>	<b>591</b>
408.10	7535	FRANCHISE TAX	0	-	-	0
408.10	7540	GROSS RECEIPTS TAX	-	-	4,292	4,292
			<b>0</b>	<b>-</b>	<b>4,292</b>	<b>4,293</b>
408.11	7550	PROPERTY/OTHER GENERAL TAX	(35)	-	(19)	(54)
408.11	7555	REAL ESTATE TAX	73	-	-	73
			<b>38</b>	<b>-</b>	<b>(19)</b>	<b>19</b>

408.13	7560	SALES/USE TAX EXPENSE	-	-	15	15
			-	-	15	15.23
412.20	7585	AMORT OF INVEST TAX CREDIT	-	-	(50)	(50)
			-	-	(50)	(50.07)
604/704	5820	TRAINING EXPENSE	111	-	6	117
			111	-	6	117
610/710	5455	PURCHASED SEWER TREATMENT	-	-	125	125
			-	-	125	125
620/720	5525	BILL STOCK	30	-	-	30
620/720	5530	BILLING COMPUTER SUPPLIES	7	-	-	7
620/720	5535	BILLING ENVELOPES	46	-	-	46
620/720	5540	BILLING POSTAGE	487	-	4	490
620/720	5740	COMPUTER SUPPLIES	51	-	18	68
620/720	5860	CLEANING SUPPLIES	2	-	0	2
620/720	5880	OFFICE SUPPLY STORES	2	-	44	46
620/720	6285	WATER-MAINT SUPPLIES	-	-	81	81
620/720	6290	WATER-MAINT REPAIRS	-	-	196	196
620/720	6310	WATER-OTHER MAINT EXP	-	-	3	3
620/720	6320	SEWER-MAINT SUPPLIES	-	-	6	6
620/720	6345	SEWER-OTHER MAINT EXP	-	-	13	13
620/720	6355	DEFERRED MAINT EXPENSE	11	-	604	614
			635	-	968	1,603
632/732	6010	AUDIT FEES	231	-	-	231
632/732	6040	TAX RETURN REVIEW	44	-	-	44
			275	-	-	275
633/733	6025	LEGAL FEES	13	-	1,073	1,085
			13	-	1,073	1,085
636/736	5735	COMPUTER MAINTENANCE	613	-	-	613
636/736	5745	COMPUTER AMORT & PROG COST	(66)	-	(10)	(76)
636/736	5750	INTERNET SUPPLIER	13	-	3	15
636/736	6035	PAYROLL SERVICES	37	-	-	37
636/736	6045	TEMP EMPLOY - CLERICAL	81	-	42	123

636/736	6050	OTHER OUTSIDE SERVICES	193	-	-	193
			870	-	35	905
642/742	6365	EQUIPMENT RENTALS	-	-	32	32
			-	-	32	32
659/759	5715	INSURANCE-OTHER	1,451	-	-	1,451
			1,451	-	-	1,451
666/766	6065	RATE CASE AMORT EXPENSE	-	-	1,838	1,838
			-	-	1,838	1,838
667/767	6070	MISC REG MATTERS COMM EXP	-	-	189	189
			-	-	189	189
670/770	5505	AGENCY EXPENSE	1	-	-	1
			1	-	-	1
675/775	5545	CUSTOMER SERVICE PRINTING	2	-	-	2
675/775	5755	MICROFILMING	5	-	-	5
675/775	5760	WEBSITE DEVELOPMENT	5	-	-	5
675/775	5790	BANK SERVICE CHARGE	334	-	-	334
675/775	5800	LETTER OF CREDIT FEE	19	-	-	19
675/775	5805	LICENSE FEES	-	-	9	9
675/775	5810	MEMBERSHIPS	0	-	38	39
675/775	5825	OTHER MISC EXPENSE	22	-	4	27
675/775	5855	ANSWERING SERVICE	2	-	28	30
675/775	5865	COPY MACHINE	4	-	1	6
675/775	5885	PRINTING/BLEUPRINTS	2	-	-	2
675/775	5890	PUBL SUBSCRIPTIONS/TAPES	2	-	1	3
675/775	5895	SHIPPING CHARGES	0	-	22	22
675/775	5900	OTHER OFFICE EXPENSES	52	-	75	126
675/775	5930	OFFICE ELECTRIC	21	-	19	39
675/775	5935	OFFICE GAS	7	-	-	7
675/775	5940	OFFICE WATER	1	-	-	1
675/775	5945	OFFICE TELECOM	215	-	431	647
675/775	5950	OFFICE GARBAGE REMOVAL	5	-	5	10
675/775	5955	OFFICE LANDSCAPE / MOW / PLOW	22	-	11	33
675/775	5960	OFFICE ALARM SYS PHONE EXP	9	-	6	15
675/775	5965	OFFICE MAINTENANCE	21	-	17	37

675/775	5970	OFFICE CLEANING SERVICE	24	-	28	52
675/775	5975	OFFICE MACHINE/HEAT&COOL	5	-	-	5
675/775	6185	TRAVEL LODGING	196	-	48	244
675/775	6190	TRAVEL AIRFARE	25	-	3	28
675/775	6195	TRAVEL TRANSPORTATION	28	-	23	50
675/775	6200	TRAVEL MEALS	9	-	19	28
675/775	6205	TRAVEL ENTERTAINMENT	1	-	-	1
675/775	6260	TEST-EQUIP/CHEMICAL	-	-	2	2
675/775	6360	COMMUNICATION EXPENSE	-	-	354	354
675/775	6385	UNIFORMS	0	-	10	10
			1,040	-	1,155	2,195
			4,649	-	10,035	14,684

#### UIF - Orange

<u>NARUC Number</u>	<u>Account Number</u>	<u>Account Description</u>	<u>WSC Allocation</u>	<u>Total RVP Allocation</u>	<u>Total Regional Allocation</u>	<u>Total UIF - Orange Allocation (from w/p 1Q(a) and 1Q(b))</u>
403	6445	DEPREC-ORGANIZATION (1)	-	-	1	1
403	6450	DEPREC-FRANCHISES (1)	-	-	2	2
403	6470	DEPREC-STRUCT & IMPRV GEN (1)	-	-	0	0
403	6485	DEPREC-WELLS & SPRINGS (1)	-	-	0	0
403	6510	DEPREC-ELEC PUMP EQP WTP (1)	-	-	15	15
403	6520	DEPREC-WATER TREATMENT EQP (1)	-	-	0	0
403	6530	DEPREC-TRANS & DISTR MAINS (1)	-	-	2	2
403	6535	DEPREC-SERVICE LINES (1)	-	-	1	1
403	6540	DEPREC-METERS (1)	-	-	20	20
403	6580	DEPREC-OFFICE STRUCTURE (1)	18	-	18	37
403	6585	DEPREC-OFFICE FURN/EQPT (1)	8	-	10	18
403	6595	DEPREC-TOOL SHOP & MISC EQPT (1)	0	-	14	14
403	6600	DEPREC-LABORATORY EQUIPMEN (1)	-	-	0	0
403	6610	DEPREC-COMMUNICATION EQPT (1)	2	-	4	6
403	6660	DEPREC-STRUCT/IMPRV PUMP (1)	-	-	-	-
403	6765	DEPREC-TREAT/DISP EQ TRT P (1)	-	-	-	-
403	6835	DEPREC-TOOL SHOP & MISC EQPT (1)	-	-	-	-
403	6920	DEPREC - MAINFRAME (1)	10	-	0	10
403	6921	DEPREC - MINI COMPUTER (1)	35	-	96	131
403	6922	COMP SYSTEM AMORTIZATION (1)	1	-	-	1
403	6923	MICRO SYSTEM AMORTIZATION (1)	33	-	2	35

			107	-	187	294
408.10	7535	FRANCHISE TAX	0	-	-	0
408.10	7540	GROSS RECEIPTS TAX	-	-	2,133	2,133
			0	-	2,133	2,133
408.11	7550	PROPERTY/OTHER GENERAL TAX	(17)	-	(10)	(27)
408.11	7555	REAL ESTATE TAX	36	-	-	36
			19	-	(10)	10
408.13	7560	SALES/USE TAX EXPENSE	-	-	8	8
			-	-	8	7.56
412.20	7585	AMORT OF INVEST TAX CREDIT	-	-	(25)	(25)
			-	-	(25)	(24.87)
604/704	5820	TRAINING EXPENSE	55	-	3	58
			55	-	3	58
610/710	5455	PURCHASED SEWER TREATMENT	-	-	-	-
			-	-	-	-
620/720	5525	BILL STOCK	15	-	-	15
620/720	5530	BILLING COMPUTER SUPPLIES	4	-	-	4
620/720	5535	BILLING ENVELOPES	23	-	-	23
620/720	5540	BILLING POSTAGE	242	-	2	244
620/720	5740	COMPUTER SUPPLIES	25	-	9	34
620/720	5860	CLEANING SUPPLIES	1	-	0	1
620/720	5880	OFFICE SUPPLY STORES	1	-	22	23
620/720	6285	WATER-MAINT SUPPLIES	-	-	46	46
620/720	6290	WATER-MAINT REPAIRS	-	-	112	112
620/720	6310	WATER-OTHER MAINT EXP	-	-	2	2
620/720	6320	SEWER-MAINT SUPPLIES	-	-	-	-
620/720	6345	SEWER-OTHER MAINT EXP	-	-	-	-
620/720	6355	DEFERRED MAINT EXPENSE	5	-	300	305
			315	-	492	807
632/732	6010	AUDIT FEES	115	-	-	115
632/732	6040	TAX RETURN REVIEW	22	-	-	22
			136	-	-	136

633/733	6025	LEGAL FEES	6	-	533	539
			<u>6</u>	<u>-</u>	<u>533</u>	<u>539</u>
636/736	5735	COMPUTER MAINTENANCE	304	-	-	304
636/736	5745	COMPUTER AMORT & PROG COST	(33)	-	(5)	(38)
636/736	5750	INTERNET SUPPLIER	6	-	1	7
636/736	6035	PAYROLL SERVICES	19	-	-	19
636/736	6045	TEMP EMPLOY - CLERICAL	40	-	21	61
636/736	6050	OTHER OUTSIDE SERVICES	96	-	-	96
			<u>432</u>	<u>-</u>	<u>17</u>	<u>449</u>
642/742	6365	EQUIPMENT RENTALS	-	-	16	16
			<u>-</u>	<u>-</u>	<u>16</u>	<u>16</u>
659/759	5715	INSURANCE-OTHER	721	-	-	721
			<u>721</u>	<u>-</u>	<u>-</u>	<u>721</u>
666/766	6065	RATE CASE AMORT EXPENSE	-	-	913	913
			<u>-</u>	<u>-</u>	<u>913</u>	<u>913</u>
667/767	6070	MISC REG MATTERS COMM EXP	-	-	94	94
			<u>-</u>	<u>-</u>	<u>94</u>	<u>94</u>
670/770	5505	AGENCY EXPENSE	1	-	-	1
			<u>1</u>	<u>-</u>	<u>-</u>	<u>1</u>
675/775	5545	CUSTOMER SERVICE PRINTING	1	-	-	1
675/775	5755	MICROFILMING	3	-	-	3
675/775	5760	WEBSITE DEVELOPMENT	2	-	-	2
675/775	5790	BANK SERVICE CHARGE	166	-	-	166
675/775	5800	LETTER OF CREDIT FEE	10	-	-	10
675/775	5805	LICENSE FEES	-	-	5	5
675/775	5810	MEMBERSHIPS	0	-	19	19
675/775	5825	OTHER MISC EXPENSE	11	-	2	13
675/775	5855	ANSWERING SERVICE	1	-	14	15
675/775	5865	COPY MACHINE	2	-	1	3
675/775	5885	PRINTING/BLUEPRINTS	1	-	-	1
675/775	5890	PUBL SUBSCRIPTIONS/TAPES	1	-	0	1
675/775	5895	SHIPPING CHARGES	0	-	11	11

675/775	5900	OTHER OFFICE EXPENSES	26	-	37	63
675/775	5930	OFFICE ELECTRIC	10	-	9	19
675/775	5935	OFFICE GAS	3	-	-	3
675/775	5940	OFFICE WATER	0	-	-	0
675/775	5945	OFFICE TELECOM	107	-	214	321
675/775	5950	OFFICE GARBAGE REMOVAL	2	-	2	5
675/775	5955	OFFICE LANDSCAPE / MOW / PLOW	11	-	5	17
675/775	5960	OFFICE ALARM SYS PHONE EXP	4	-	3	8
675/775	5965	OFFICE MAINTENANCE	10	-	8	18
675/775	5970	OFFICE CLEANING SERVICE	12	-	14	26
675/775	5975	OFFICE MACHINE/HEAT&COOL	3	-	-	3
675/775	6185	TRAVEL LODGING	97	-	24	121
675/775	6190	TRAVEL AIRFARE	13	-	1	14
675/775	6195	TRAVEL TRANSPORTATION	14	-	11	25
675/775	6200	TRAVEL MEALS	5	-	9	14
675/775	6205	TRAVEL ENTERTAINMENT	1	-	-	1
675/775	6260	TEST-EQUIP/CHEMICAL	-	-	1	1
675/775	6360	COMMUNICATION EXPENSE	-	-	176	176
675/775	6385	UNIFORMS	0	-	5	5
			517	-	574	1,090
			2,309	-	4,934	7,244

**UIF - Pasco**

<u>NARUC Number</u>	<u>Account Number</u>	<u>Account Description</u>	<u>WSC Allocation</u>	<u>Total RVP Allocation</u>	<u>Total Regional Allocation</u>	<u>Total UIF - Pasco Allocation (from w/p 1Q(a) and 1Q(b))</u>
403	6445	DEPREC-ORGANIZATION (1)	-	-	10	10
403	6450	DEPREC-FRANCHISES (1)	-	-	-	-
403	6470	DEPREC-STRUCT & IMPRV GEN (1)	-	-	0	0
403	6485	DEPREC-WELLS & SPRINGS (1)	-	-	1	1
403	6510	DEPREC-ELEC PUMP EQP WTP (1)	-	-	203	203
403	6520	DEPREC-WATER TREATMENT EQP (1)	-	-	1	1
403	6530	DEPREC-TRANS & DISTR MAINS (1)	-	-	31	31
403	6535	DEPREC-SERVICE LINES (1)	-	-	16	16
403	6540	DEPREC-METERS (1)	-	-	272	272
403	6580	DEPREC-OFFICE STRUCTURE (1)	252	-	253	505
403	6585	DEPREC-OFFICE FURN/EQPT (1)	112	-	143	254
403	6595	DEPREC-TOOL SHOP & MISC EQPT (1)	0	-	196	197



403	6600	DEPREC-LABORATORY EQUIPMEN (1)	-	-	3	3
403	6610	DEPREC-COMMUNICATION EQPT (1)	23	-	60	83
403	6660	DEPREC-STRUCT/IMPRV PUMP (1)	-	-	9	9
403	6765	DEPREC-TREAT/DISP EQ TRT P (1)	-	-	2	2
403	6835	DEPREC-TOOL SHOP & MISC EQPT (1)	-	-	-	-
403	6920	DEPREC - MAINFRAME (1)	139	-	6	145
403	6921	DEPREC - MINI COMPUTER (1)	485	-	1,333	1,818
403	6922	COMP SYSTEM AMORTIZATION (1)	9	-	-	9
403	6923	MICRO SYSTEM AMORTIZATION (1)	455	-	32	488
			<u>1,475</u>	<u>-</u>	<u>2,570</u>	<u>4,045</u>
408.10	7535	FRANCHISE TAX	1	-	-	1
408.10	7540	GROSS RECEIPTS TAX	-	-	29,499	29,499
			<u>1</u>	<u>-</u>	<u>29,499</u>	<u>29,500</u>
408.11	7550	PROPERTY/OTHER GENERAL TAX	(239)	-	(131)	(370)
408.11	7555	REAL ESTATE TAX	502	-	-	502
			<u>263</u>	<u>-</u>	<u>(131)</u>	<u>132</u>
408.13	7560	SALES/USE TAX EXPENSE	-	-	105	105
			<u>-</u>	<u>-</u>	<u>105</u>	<u>104.64</u>
412.20	7585	AMORT OF INVEST TAX CREDIT	-	-	(344)	(344)
			<u>-</u>	<u>-</u>	<u>(344)</u>	<u>(344.08)</u>
604/704	5820	TRAINING EXPENSE	766	-	41	807
			<u>766</u>	<u>-</u>	<u>41</u>	<u>807</u>
610/710	5455	PURCHASED SEWER TREATMENT	-	-	1,884	1,884
			<u>-</u>	<u>-</u>	<u>1,884</u>	<u>1,884</u>
620/720	5525	BILL STOCK	203	-	-	203
620/720	5530	BILLING COMPUTER SUPPLIES	49	-	-	49
620/720	5535	BILLING ENVELOPES	318	-	-	318
620/720	5540	BILLING POSTAGE	3,343	-	27	3,370
620/720	5740	COMPUTER SUPPLIES	347	-	123	470
620/720	5860	CLEANING SUPPLIES	14	-	2	17
620/720	5880	OFFICE SUPPLY STORES	13	-	302	315
620/720	6285	WATER-MAINT SUPPLIES	-	-	456	456
620/720	6290	WATER-MAINT REPAIRS	-	-	1,108	1,108

620/720	6310	WATER-OTHER MAINT EXP	-	-	16	16
620/720	6320	SEWER-MAINT SUPPLIES	-	-	86	86
620/720	6345	SEWER-OTHER MAINT EXP	-	-	202	202
620/720	6355	DEFERRED MAINT EXPENSE	74	-	4,148	4,222
			<u>4,361</u>	<u>-</u>	<u>6,471</u>	<u>10,832</u>
632/732	6010	AUDIT FEES	1,584	-	-	1,584
632/732	6040	TAX RETURN REVIEW	304	-	-	304
			<u>1,888</u>	<u>-</u>	<u>-</u>	<u>1,888</u>
633/733	6025	LEGAL FEES	88	-	7,371	7,459
			<u>88</u>	<u>-</u>	<u>7,371</u>	<u>7,459</u>
636/736	5735	COMPUTER MAINTENANCE	4,210	-	-	4,210
636/736	5745	COMPUTER AMORT & PROG COST	(457)	-	(68)	(525)
636/736	5750	INTERNET SUPPLIER	86	-	17	103
636/736	6035	PAYROLL SERVICES	257	-	-	257
636/736	6045	TEMP EMPLOY - CLERICAL	557	-	290	847
636/736	6050	OTHER OUTSIDE SERVICES	1,325	-	-	1,325
			<u>5,978</u>	<u>-</u>	<u>240</u>	<u>6,217</u>
642/742	6365	EQUIPMENT RENTALS	-	-	220	220
			<u>-</u>	<u>-</u>	<u>220</u>	<u>220</u>
659/759	5715	INSURANCE-OTHER	9,969	-	-	9,969
			<u>9,969</u>	<u>-</u>	<u>-</u>	<u>9,969</u>
666/766	6065	RATE CASE AMORT EXPENSE	-	-	12,629	12,629
			<u>-</u>	<u>-</u>	<u>12,629</u>	<u>12,629</u>
667/767	6070	MISC REG MATTERS COMM EXP	-	-	1,301	1,301
			<u>-</u>	<u>-</u>	<u>1,301</u>	<u>1,301</u>
670/770	5505	AGENCY EXPENSE	9	-	-	9
			<u>9</u>	<u>-</u>	<u>-</u>	<u>9</u>
675/775	5545	CUSTOMER SERVICE PRINTING	12	-	-	12
675/775	5755	MICROFILMING	37	-	-	37
675/775	5760	WEBSITE DEVELOPMENT	34	-	-	34
675/775	5790	BANK SERVICE CHARGE	2,298	-	-	2,298

675/775	5800	LETTER OF CREDIT FEE	133	-	-	133
675/775	5805	LICENSE FEES	-	-	63	63
675/775	5810	MEMBERSHIPS	2	-	264	265
675/775	5825	OTHER MISC EXPENSE	153	-	30	183
675/775	5855	ANSWERING SERVICE	17	-	191	207
675/775	5865	COPY MACHINE	31	-	8	39
675/775	5885	PRINTING/BLEUPRINTS	16	-	-	16
675/775	5890	PUBL SUBSCRIPTIONS/TAPES	13	-	6	19
675/775	5895	SHIPPING CHARGES	0	-	154	154
675/775	5900	OTHER OFFICE EXPENSES	354	-	512	867
675/775	5930	OFFICE ELECTRIC	141	-	128	270
675/775	5935	OFFICE GAS	45	-	-	45
675/775	5940	OFFICE WATER	5	-	-	5
675/775	5945	OFFICE TELECOM	1,481	-	2,963	4,444
675/775	5950	OFFICE GARBAGE REMOVAL	34	-	34	69
675/775	5955	OFFICE LANDSCAPE / MOW / PLOW	155	-	76	230
675/775	5960	OFFICE ALARM SYS PHONE EXP	61	-	44	105
675/775	5965	OFFICE MAINTENANCE	141	-	115	256
675/775	5970	OFFICE CLEANING SERVICE	163	-	195	358
675/775	5975	OFFICE MACHINE/HEAT&COOL	35	-	-	35
675/775	6185	TRAVEL LODGING	1,348	-	329	1,678
675/775	6190	TRAVEL AIRFARE	174	-	19	193
675/775	6195	TRAVEL TRANSPORTATION	189	-	157	346
675/775	6200	TRAVEL MEALS	64	-	129	193
675/775	6205	TRAVEL ENTERTAINMENT	10	-	-	10
675/775	6260	TEST-EQUIP/CHEMICAL	-	-	13	13
675/775	6360	COMMUNICATION EXPENSE	-	-	2,433	2,433
675/775	6385	UNIFORMS	1	-	71	71
			7,148	-	7,935	15,082
			31,946	-	69,790	101,736

**UIF - Pinellas**

<u>NARUC Number</u>	<u>Account Number</u>	<u>Account Description</u>	<u>WSC Allocation</u>	<u>Total RVP Allocation</u>	<u>Total Regional Allocation</u>	<u>Total UIF - Pinellas Allocation (from w/p 1Q(a) and 1Q(b))</u>
403	6445	DEPREC-ORGANIZATION (1)	-	-	1	1
403	6450	DEPREC-FRANCHISES (1)	-	-	2	2
403	6470	DEPREC-STRUCT & IMPRV GEN (1)	-	-	0	0

403	6485	DEPREC-WELLS & SPRINGS (1)	-	-	0	0
403	6510	DEPREC-ELEC PUMP EQP WTP (1)	-	-	21	21
403	6520	DEPREC-WATER TREATMENT EQP (1)	-	-	0	0
403	6530	DEPREC-TRANS & DISTR MAINS (1)	-	-	3	3
403	6535	DEPREC-SERVICE LINES (1)	-	-	2	2
403	6540	DEPREC-METERS (1)	-	-	28	28
403	6580	DEPREC-OFFICE STRUCTURE (1)	26	-	26	52
403	6585	DEPREC-OFFICE FURN/EQPT (1)	12	-	15	26
403	6595	DEPREC-TOOL SHOP & MISC EQPT (1)	0	-	20	20
403	6600	DEPREC-LABORATORY EQUIPMEN (1)	-	-	0	0
403	6610	DEPREC-COMMUNICATION EQPT (1)	2	-	6	9
403	6660	DEPREC-STRUCT/IMPRV PUMP (1)	-	-	-	-
403	6765	DEPREC-TREAT/DISP EQ TRT P (1)	-	-	-	-
403	6835	DEPREC-TOOL SHOP & MISC EQPT (1)	-	-	-	-
403	6920	DEPREC - MAINFRAME (1)	14	-	1	15
403	6921	DEPREC - MINI COMPUTER (1)	50	-	138	188
403	6922	COMP SYSTEM AMORTIZATION (1)	1	-	-	1
403	6923	MICRO SYSTEM AMORTIZATION (1)	47	-	3	50
			<u>152</u>	<u>-</u>	<u>267</u>	<u>419</u>
408.10	7535	FRANCHISE TAX	0	-	-	0
408.10	7540	GROSS RECEIPTS TAX	-	-	3,045	3,045
			<u>0</u>	<u>-</u>	<u>3,045</u>	<u>3,045</u>
408.11	7550	PROPERTY/OTHER GENERAL TAX	(25)	-	(14)	(38)
408.11	7555	REAL ESTATE TAX	52	-	-	52
			<u>27</u>	<u>-</u>	<u>(14)</u>	<u>14</u>
408.13	7560	SALES/USE TAX EXPENSE	-	-	11	11
			<u>-</u>	<u>-</u>	<u>11</u>	<u>10.80</u>
412.20	7585	AMORT OF INVEST TAX CREDIT	-	-	(36)	(36)
			<u>-</u>	<u>-</u>	<u>(36)</u>	<u>(35.51)</u>
604/704	5820	TRAINING EXPENSE	79	-	4	83
			<u>79</u>	<u>-</u>	<u>4</u>	<u>83</u>
610/710	5455	PURCHASED SEWER TREATMENT	-	-	-	-
			<u>-</u>	<u>-</u>	<u>-</u>	<u>-</u>

620/720	5525	BILL STOCK	21	-	-	21
620/720	5530	BILLING COMPUTER SUPPLIES	5	-	-	5
620/720	5535	BILLING ENVELOPES	33	-	-	33
620/720	5540	BILLING POSTAGE	345	-	3	348
620/720	5740	COMPUTER SUPPLIES	36	-	13	48
620/720	5860	CLEANING SUPPLIES	1	-	0	2
620/720	5880	OFFICE SUPPLY STORES	1	-	31	32
620/720	6285	WATER-MAINT SUPPLIES	-	-	66	66
620/720	6290	WATER-MAINT REPAIRS	-	-	159	159
620/720	6310	WATER-OTHER MAINT EXP	-	-	2	2
620/720	6320	SEWER-MAINT SUPPLIES	-	-	-	-
620/720	6345	SEWER-OTHER MAINT EXP	-	-	-	-
620/720	6355	DEFERRED MAINT EXPENSE	8	-	428	436
			450	-	702	1,152
632/732	6010	AUDIT FEES	164	-	-	164
632/732	6040	TAX RETURN REVIEW	31	-	-	31
			195	-	-	195
633/733	6025	LEGAL FEES	9	-	761	770
			9	-	761	770
636/736	5735	COMPUTER MAINTENANCE	435	-	-	435
636/736	5745	COMPUTER AMORT & PROG COST	(47)	-	(7)	(54)
636/736	5750	INTERNET SUPPLIER	9	-	2	11
636/736	6035	PAYROLL SERVICES	26	-	-	26
636/736	6045	TEMP EMPLOY - CLERICAL	57	-	30	87
636/736	6050	OTHER OUTSIDE SERVICES	137	-	-	137
			617	-	25	642
642/742	6365	EQUIPMENT RENTALS	-	-	23	23
			-	-	23	23
659/759	5715	INSURANCE-OTHER	1,029	-	-	1,029
			1,029	-	-	1,029
666/766	6065	RATE CASE AMORT EXPENSE	-	-	1,303	1,303
			-	-	1,303	1,303
667/767	6070	MISC REG MATTERS COMM EXP	-	-	134	134

			-	-	134	134
670/770	5505	AGENCY EXPENSE	1	-	-	1
			1	-	-	1
675/775	5545	CUSTOMER SERVICE PRINTING	1	-	-	1
675/775	5755	MICROFILMING	4	-	-	4
675/775	5760	WEBSITE DEVELOPMENT	4	-	-	4
675/775	5790	BANK SERVICE CHARGE	237	-	-	237
675/775	5800	LETTER OF CREDIT FEE	14	-	-	14
675/775	5805	LICENSE FEES	-	-	7	7
675/775	5810	MEMBERSHIPS	0	-	27	27
675/775	5825	OTHER MISC EXPENSE	16	-	3	19
675/775	5855	ANSWERING SERVICE	2	-	20	21
675/775	5865	COPY MACHINE	3	-	1	4
675/775	5885	PRINTING/BLUEPRINTS	2	-	-	2
675/775	5890	PUBL SUBSCRIPTIONS/TAPES	1	-	1	2
675/775	5895	SHIPPING CHARGES	0	-	16	16
675/775	5900	OTHER OFFICE EXPENSES	37	-	53	89
675/775	5930	OFFICE ELECTRIC	15	-	13	28
675/775	5935	OFFICE GAS	5	-	-	5
675/775	5940	OFFICE WATER	1	-	-	1
675/775	5945	OFFICE TELECOM	153	-	306	459
675/775	5950	OFFICE GARBAGE REMOVAL	4	-	4	7
675/775	5955	OFFICE LANDSCAPE / MOW / PLOW	16	-	8	24
675/775	5960	OFFICE ALARM SYS PHONE EXP	6	-	5	11
675/775	5965	OFFICE MAINTENANCE	15	-	12	26
675/775	5970	OFFICE CLEANING SERVICE	17	-	20	37
675/775	5975	OFFICE MACHINE/HEAT&COOL	4	-	-	4
675/775	6185	TRAVEL LODGING	139	-	34	173
675/775	6190	TRAVEL AIRFARE	18	-	2	20
675/775	6195	TRAVEL TRANSPORTATION	20	-	16	36
675/775	6200	TRAVEL MEALS	7	-	13	20
675/775	6205	TRAVEL ENTERTAINMENT	1	-	-	1
675/775	6260	TEST-EQUIP/CHEMICAL	-	-	1	1
675/775	6360	COMMUNICATION EXPENSE	-	-	251	251
675/775	6385	UNIFORMS	0	-	7	7
			738	-	819	1,557
			3,297	-	7,044	10,341

**UIF - Seminole**

<u>NARUC Number</u>	<u>Account Number</u>	<u>Account Description</u>	<u>WSC Allocation</u>	<u>Total RVP Allocation</u>	<u>Total Regional Allocation</u>	<u>Total UIF - Seminole Allocation (from w/p 1Q(a) and 1Q(b))</u>
403	6445	DEPREC-ORGANIZATION (1)	-	-	10	10
403	6450	DEPREC-FRANCHISES (1)	-	-	23	23
403	6470	DEPREC-STRUCT & IMPRV GEN (1)	-	-	0	0
403	6485	DEPREC-WELLS & SPRINGS (1)	-	-	1	1
403	6510	DEPREC-ELEC PUMP EQP WTP (1)	-	-	195	195
403	6520	DEPREC-WATER TREATMENT EQP (1)	-	-	1	1
403	6530	DEPREC-TRANS & DISTR MAINS (1)	-	-	30	30
403	6535	DEPREC-SERVICE LINES (1)	-	-	16	16
403	6540	DEPREC-METERS (1)	-	-	261	261
403	6580	DEPREC-OFFICE STRUCTURE (1)	242	-	244	485
403	6585	DEPREC-OFFICE FURN/EQPT (1)	107	-	137	244
403	6595	DEPREC-TOOL SHOP & MISC EQPT (1)	0	-	189	189
403	6600	DEPREC-LABORATORY EQUIPMEN (1)	-	-	3	3
403	6610	DEPREC-COMMUNICATION EQPT (1)	22	-	58	80
403	6660	DEPREC-STRUCT/IMPRV PUMP (1)	-	-	10	10
403	6765	DEPREC-TREAT/DISP EQ TRT P (1)	-	-	2	2
403	6835	DEPREC-TOOL SHOP & MISC EQPT (1)	-	-	-	-
403	6920	DEPREC - MAINFRAME (1)	134	-	5	139
403	6921	DEPREC - MINI COMPUTER (1)	466	-	1,282	1,748
403	6922	COMP SYSTEM AMORTIZATION (1)	9	-	-	9
403	6923	MICRO SYSTEM AMORTIZATION (1)	438	-	31	469
			<u>1,418</u>	<u>-</u>	<u>2,496</u>	<u>3,914</u>
408.10	7535	FRANCHISE TAX	1	-	-	1
408.10	7540	GROSS RECEIPTS TAX	-	-	28,359	28,359
			<u>1</u>	<u>-</u>	<u>28,359</u>	<u>28,359</u>
408.11	7550	PROPERTY/OTHER GENERAL TAX	(230)	-	(126)	(356)
408.11	7555	REAL ESTATE TAX	483	-	-	483
			<u>253</u>	<u>-</u>	<u>(126)</u>	<u>127</u>
408.13	7560	SALES/USE TAX EXPENSE	-	-	101	101
			<u>-</u>	<u>-</u>	<u>101</u>	<u>100.60</u>

412.20	7585	AMORT OF INVEST TAX CREDIT	-	-	(331)	(331)
			-	-	(331)	(330.78)
604/704	5820	TRAINING EXPENSE	736	-	39	775
			736	-	39	775
610/710	5455	PURCHASED SEWER TREATMENT	-	-	2,235	2,235
			-	-	2,235	2,235
620/720	5525	BILL STOCK	195	-	-	195
620/720	5530	BILLING COMPUTER SUPPLIES	47	-	-	47
620/720	5535	BILLING ENVELOPES	306	-	-	306
620/720	5540	BILLING POSTAGE	3,214	-	26	3,240
620/720	5740	COMPUTER SUPPLIES	334	-	118	452
620/720	5860	CLEANING SUPPLIES	14	-	2	16
620/720	5880	OFFICE SUPPLY STORES	12	-	290	303
620/720	6285	WATER-MAINT SUPPLIES	-	-	398	398
620/720	6290	WATER-MAINT REPAIRS	-	-	968	968
620/720	6310	WATER-OTHER MAINT EXP	-	-	14	14
620/720	6320	SEWER-MAINT SUPPLIES	-	-	102	102
620/720	6345	SEWER-OTHER MAINT EXP	-	-	239	239
620/720	6355	DEFERRED MAINT EXPENSE	71	-	3,988	4,059
			4,193	-	6,146	10,338
632/732	6010	AUDIT FEES	1,523	-	-	1,523
632/732	6040	TAX RETURN REVIEW	292	-	-	292
			1,815	-	-	1,815
633/733	6025	LEGAL FEES	85	-	7,086	7,171
			85	-	7,086	7,171
636/736	5735	COMPUTER MAINTENANCE	4,047	-	-	4,047
636/736	5745	COMPUTER AMORT & PROG COST	(439)	-	(65)	(504)
636/736	5750	INTERNET SUPPLIER	83	-	17	99
636/736	6035	PAYROLL SERVICES	247	-	-	247
636/736	6045	TEMP EMPLOY - CLERICAL	535	-	279	814
636/736	6050	OTHER OUTSIDE SERVICES	1,274	-	-	1,274
			5,747	-	230	5,977
642/742	6365	EQUIPMENT RENTALS	-	-	212	212



			-	-	212	212
659/759	5715	INSURANCE-OTHER	9,584	-	-	9,584
			9,584	-	-	9,584
666/766	6065	RATE CASE AMORT EXPENSE	-	-	12,141	12,141
			-	-	12,141	12,141
667/767	6070	MISC REG MATTERS COMM EXP	-	-	1,251	1,251
			-	-	1,251	1,251
670/770	5505	AGENCY EXPENSE	8	-	-	8
			8	-	-	8
675/775	5545	CUSTOMER SERVICE PRINTING	11	-	-	11
675/775	5755	MICROFILMING	36	-	-	36
675/775	5760	WEBSITE DEVELOPMENT	33	-	-	33
675/775	5790	BANK SERVICE CHARGE	2,209	-	-	2,209
675/775	5800	LETTER OF CREDIT FEE	127	-	-	127
675/775	5805	LICENSE FEES	-	-	61	61
675/775	5810	MEMBERSHIPS	2	-	253	255
675/775	5825	OTHER MISC EXPENSE	148	-	29	176
675/775	5855	ANSWERING SERVICE	16	-	183	199
675/775	5865	COPY MACHINE	30	-	8	38
675/775	5885	PRINTING/BLEUPRINTS	16	-	-	16
675/775	5890	PUBL SUBSCRIPTIONS/TAPES	12	-	6	18
675/775	5895	SHIPPING CHARGES	0	-	148	148
675/775	5900	OTHER OFFICE EXPENSES	341	-	492	833
675/775	5930	OFFICE ELECTRIC	136	-	123	259
675/775	5935	OFFICE GAS	44	-	-	44
675/775	5940	OFFICE WATER	5	-	-	5
675/775	5945	OFFICE TELECOM	1,423	-	2,849	4,272
675/775	5950	OFFICE GARBAGE REMOVAL	33	-	33	66
675/775	5955	OFFICE LANDSCAPE / MOW / PLOW	149	-	73	221
675/775	5960	OFFICE ALARM SYS PHONE EXP	59	-	42	101
675/775	5965	OFFICE MAINTENANCE	136	-	110	246
675/775	5970	OFFICE CLEANING SERVICE	157	-	187	344
675/775	5975	OFFICE MACHINE/HEAT&COOL	33	-	-	33
675/775	6185	TRAVEL LODGING	1,296	-	317	1,613
675/775	6190	TRAVEL AIRFARE	167	-	18	185

675/775	6195	TRAVEL TRANSPORTATION	182	-	151	333
675/775	6200	TRAVEL MEALS	61	-	124	185
675/775	6205	TRAVEL ENTERTAINMENT	10	-	-	10
675/775	6260	TEST-EQUIP/CHEMICAL	-	-	12	12
675/775	6360	COMMUNICATION EXPENSE	-	-	2,339	2,339
675/775	6385	UNIFORMS	1	-	68	69
			<u>6,871</u>	<u>-</u>	<u>7,628</u>	<u>14,499</u>
			<b>30,711</b>	<b>-</b>	<b>67,466</b>	<b>98,177</b>

w/p 1Q

<u>UIF - Marion</u> <u>UA Ledger Per Books</u>	<u>UIF - Marion</u> <u>252103 Per Books</u>	<u>Total UIF - Marion</u> <u>Per Books</u>	<u>Adjustment</u>
-	-	-	1
-	-	-	3
-	-	-	0
-	-	-	0
-	-	-	30
-	-	-	0
-	-	-	4
-	-	-	2
-	-	-	40
31	-	31	42
15	-	15	22
0	39	40	(11)
-	1	1	(1)
4	-	4	8
-	-	-	1
-	-	-	0
0	-	0	(0)
1,008	-	1,008	(987)
-	-	-	265
-	-	-	1
-	-	-	71
<hr/> 1,058	<hr/> 41	<hr/> 1,099	<hr/> (508)
0	-	0	0
-	4,399	4,399	(106)
<hr/> 0	<hr/> 4,399	<hr/> 4,399	<hr/> (106)
(33)	-	(33)	(21)
69	-	69	4
<hr/> 36	<hr/> -	<hr/> 36	<hr/> (17)

-	-	-	15
-	-	-	15
-	-	-	(50)
-	-	-	(50)
110	-	110	7
110	-	110	7
-	-	-	125
-	-	-	125
28	-	28	2
7	-	7	0
44	-	44	3
464	-	464	27
48	-	48	21
2	-	2	0
51	-	51	(5)
-	-	-	81
35	-	35	161
-	-	-	3
-	-	-	6
-	-	-	13
10	-	10	604
688	-	688	914
218	-	218	13
42	-	42	2
259	-	259	15
134	-	134	951
134	-	134	951
579	-	579	34
(63)	-	(63)	(13)
13	-	13	2
35	-	35	2
124	-	124	(0)

182	-	182	11
869	-	869	35
28	-	28	4
28	-	28	4
1,370	-	1,370	81
1,370	-	1,370	81
-	-	-	1,838
-	-	-	1,838
22	-	22	168
22	-	22	168
1	-	1	0
1	-	1	0
2	-	2	0
5	-	5	0
5	-	5	0
316	-	316	19
18	-	18	1
8	-	8	1
30	-	30	8
26	-	26	1
33	-	33	(3)
6	-	6	0
2	-	2	0
2	-	2	1
24	-	24	(1)
85	32	116	10
19	-	19	20
6	-	6	0
1	-	1	0
204	-	204	442
7	-	7	3
33	-	33	1
16	-	16	(0)
24	-	24	13

22	-	22	30
5	-	5	0
222	-	222	22
22	-	22	6
38	-	38	12
19	-	19	9
1	-	1	0
-	-	-	2
-	-	-	354
9	-	9	1
1,209	32	1,241	954

5,785	4,471	10,257			4,428
-------	-------	--------	--	--	-------

<u>UIF - Orange</u> <u>UA Ledger Per Books</u>	<u>UIF - Orange</u> <u>252105 Per Books</u>	<u>Total UIF - Orange</u> <u>Per Books</u>	<u>Adjustment</u>
-	-	-	1
-	-	-	2
-	-	-	0
-	-	-	0
-	-	-	15
-	-	-	0
-	-	-	2
-	34	34	(33)
-	320	320	(300)
19	-	19	18
9	-	9	9
0	988	988	(974)
-	-	-	0
2	83	86	(80)
-	-	-	-
-	-	-	-
-	-	-	-
541	-	541	(530)
-	-	-	131
-	-	-	1
-	-	-	35

571	1,425	1,996	(1,703)
0	-	0	(0)
-	1,923	1,923	210
0	1,923	1,923	210
(18)	-	(18)	(9)
37	-	37	(1)
19	-	19	(10)
-	-	-	8
-	-	-	8
-	-	-	(25)
-	-	-	(25)
59	-	59	(1)
59	-	59	(1)
-	-	-	-
-	-	-	-
15	-	15	(0)
4	-	4	(0)
23	-	23	(0)
249	-	249	(5)
26	-	26	8
1	-	1	(0)
27	-	27	(4)
-	-	-	46
21	-	21	90
-	-	-	2
-	-	-	-
-	-	-	-
5	-	5	300
372	-	372	436
117	-	117	(2)
22	-	22	(0)
139	-	139	(3)

72	-	72	467
72	-	72	467
310	-	310	(6)
(34)	-	(34)	(4)
7	-	7	1
19	-	19	(0)
66	-	66	(5)
98	-	98	(2)
466	-	466	(17)
15	-	15	1
15	-	15	1
735	-	735	(14)
735	-	735	(14)
-	-	-	913
-	-	-	913
12	-	12	83
12	-	12	83
1	-	1	(0)
1	-	1	(0)
1	-	1	(0)
3	-	3	(0)
3	-	3	(0)
169	-	169	(3)
10	-	10	(0)
4	-	4	0
16	-	16	3
14	-	14	(1)
18	-	18	(3)
3	-	3	(0)
1	-	1	(0)
1	-	1	0
13	-	13	(2)



45	-	45	17
10	-	10	9
3	-	3	(0)
0	-	0	(0)
110	-	110	212
4	-	4	1
18	-	18	(1)
8	-	8	(1)
13	-	13	6
12	-	12	14
3	-	3	(0)
119	-	119	2
12	-	12	2
21	-	21	5
10	-	10	4
1	-	1	(0)
-	223	223	(222)
-	-	-	176
5	-	5	0
648	223	872	219

3,109	3,571	6,680		563
-------	-------	-------	--	-----

<u>UIF - Pasco</u> <u>UA Ledger Per Books</u>	<u>UIF - Pasco</u> <u>252101 Per Books</u>	<u>UIF - Pasco</u> <u>252102 Per Books</u>	<u>Total UIF - Pasco</u> <u>Per Books</u>	<u>Adjustment</u>
-	-	-	-	10
-	-	-	-	-
-	-	-	-	0
-	-	-	-	1
-	-	-	-	203
-	-	-	-	1
-	-	-	-	31
-	-	-	-	16
-	-	301	301	(29)
177	-	-	177	328
84	-	57	140	114
2	-	348	350	(153)

-	-	4	4	(1)
23	-	20	43	39
-	-	-	-	9
-	-	-	-	2
0	-	-	0	(0)
7,100	-	-	7,100	(6,956)
-	-	-	-	1,818
-	-	-	-	9
-	-	-	-	488
7,386	-	729	8,115	(4,070)
1	-	-	1	0
-	29,128	-	29,128	371
1	29,128	-	29,128	371
(231)	-	-	(231)	(139)
486	-	-	486	16
255	-	-	255	(123)
-	-	-	-	105
-	-	-	-	105
-	-	-	-	(344)
-	-	-	-	(344)
778	-	-	778	29
778	-	-	778	29
-	4,245	-	4,245	(2,360)
-	4,245	-	4,245	(2,360)
196	-	-	196	6
48	-	-	48	2
308	-	-	308	10
3,268	-	-	3,268	103
336	-	-	336	134
16	-	-	16	0
358	-	-	358	(43)
-	548	19	567	(110)
199	(482)	-	(283)	1,391

-	32	-	32	(16)
-	-	195	195	(108)
-	7	139	146	55
71	-	-	71	4,151
4,800	105	353	5,258	5,574
1,534	-	-	1,534	51
294	-	-	294	10
1,828	-	-	1,828	60
945	-	-	945	6,514
945	-	-	945	6,514
4,076	-	-	4,076	134
(444)	-	-	(444)	(81)
90	-	-	90	14
248	-	-	248	8
871	-	-	871	(24)
1,283	-	-	1,283	42
6,124	-	-	6,124	94
196	-	-	196	25
196	-	-	196	25
9,651	-	-	9,651	318
9,651	-	-	9,651	318
-	-	-	-	12,629
-	-	-	-	12,629
152	-	-	152	1,149
152	-	-	152	1,149
8	-	-	8	0
8	-	-	8	0
11	-	-	11	0
36	-	-	36	1
33	-	-	33	1
2,225	-	-	2,225	73

128	-	-	128	4
56	-	-	56	7
213	-	-	213	52
182	-	-	182	1
234	-	-	234	(27)
40	-	-	40	(0)
16	-	-	16	1
12	-	-	12	7
168	-	175	343	(188)
596	228	143	967	(100)
137	-	-	137	133
44	-	-	44	1
5	-	-	5	0
1,438	-	-	1,438	3,006
47	-	-	47	22
232	-	-	232	(1)
109	-	-	109	(4)
168	-	-	168	88
158	-	-	158	200
34	-	-	34	1
1,564	-	322	1,887	(209)
156	-	-	156	37
269	-	-	269	77
132	32	302	466	(273)
10	-	-	10	0
-	-	-	-	13
-	-	-	-	2,433
64	-	-	64	8
8,516	260	942	9,718	5,364

40,639	33,738	2,024	76,401	25,335
--------	--------	-------	--------	--------

UIF - Pinellas  
Per Books

Adjustment

-	1
-	2
-	0

-	0
-	21
-	0
-	3
-	2
-	28
25	27
12	14
0	20
-	0
3	5
-	-
-	-
0	(0)
1,455	(1,440)
-	188
-	1
-	50
<u>1,496</u>	<u>(1,077)</u>
0	(0)
-	3,045
<u>0</u>	<u>3,044</u>
(47)	9
<u>100</u>	<u>(48)</u>
<u>52</u>	<u>(39)</u>
-	11
<u>-</u>	<u>11</u>
-	(36)
<u>-</u>	<u>(36)</u>
159	(76)
<u>159</u>	<u>(76)</u>
-	-
<u>-</u>	<u>-</u>

40	(19)
10	(5)
63	(30)
669	(322)
69	(20)
3	(2)
73	(41)
-	66
29	131
-	2
-	-
-	-
15	421
971	181
314	(151)
60	(29)
374	(180)
194	576
194	576
835	(401)
(91)	37
18	(8)
51	(24)
178	(91)
263	(126)
1,255	(613)
40	(17)
40	(17)
1,977	(948)
1,977	(948)
-	1,303
-	1,303

31	103
2	(1)
2	(1)
2	(1)
7	(4)
7	(3)
456	(219)
26	(13)
12	(5)
44	(16)
37	(18)
48	(27)
8	(4)
3	(2)
2	(1)
34	(18)
122	(33)
28	(0)
9	(4)
1	(0)
295	164
10	(2)
47	(24)
22	(12)
34	(8)
32	5
7	(3)
321	(147)
32	(12)
55	(19)
27	(7)
2	(1)
-	1
-	251
13	(6)
1,745	(188)

8,297					2,044
-------	--	--	--	--	-------

<u>UIF - Seminole UA Ledger Per Books</u>	<u>UIF - Seminole 252100 Per Books</u>	<u>UIF - Seminole 252104 Per Books</u>	<u>UIF - Seminole 252109 Per Books</u>	<u>Total UIF - Seminole Per Books</u>	<u>Adjustment</u>
-	-	-	-	-	10
-	-	-	26	26	(3)
-	-	-	3	3	(3)
-	-	-	2	2	(1)
-	14	-	897	911	(716)
-	-	-	2	2	(1)
-	-	-	256	256	(226)
-	3	-	-	3	13
-	-	-	-	-	261
155	-	3,567	963	4,685	(4,200)
74	-	2,267	922	3,262	(3,018)
1	-	1,128	2,279	3,408	(3,219)
-	-	-	-	-	3
20	-	-	2	22	58
-	14	-	-	14	(4)
-	1	-	-	1	2
0	-	-	-	0	(0)
7,007	-	-	11,304	18,311	(18,172)
-	-	-	-	-	1,748
-	-	-	-	-	9
-	-	-	-	-	469
7,258	31	6,962	16,654	30,905	(26,991)
1	-	-	-	1	(0)
-	-	31,878	-	31,878	(3,520)
1	-	31,878	-	31,879	(3,520)
(228)	-	-	(2,937)	(3,165)	2,809
480	-	-	-	480	3
251	-	-	(2,937)	(2,686)	2,812
-	-	-	239	239	(138)
-	-	-	239	239	(138)



-	-	-	(785)	(785)	455
-	-	-	(785)	(785)	455
768	-	-	-	768	8
768	-	-	-	768	8
-	-	-	-	-	2,235
-	-	-	-	-	2,235
194	-	-	-	194	1
47	-	-	-	47	0
304	-	-	-	304	2
3,225	-	-	-	3,225	15
332	-	-	2,739	3,071	(2,619)
16	-	-	-	16	(0)
353	-	-	-	353	(51)
-	480	-	-	480	(82)
175	95	-	145	415	552
-	-	-	4	4	10
-	-	-	-	-	102
-	257	-	51	308	(69)
70	-	-	9,468	9,538	(5,479)
4,716	833	-	12,407	17,955	(7,617)
1,514	-	-	-	1,514	9
290	-	-	-	290	2
1,804	-	-	-	1,804	11
933	-	-	-	933	6,238
933	-	-	-	933	6,238
4,022	-	-	-	4,022	25
(438)	-	-	(1,482)	(1,920)	1,416
89	-	-	260	349	(249)
245	-	-	-	245	2
860	-	-	-	860	(45)
1,266	-	-	-	1,266	8
6,044	-	-	(1,222)	4,822	1,155
193	-	-	-	193	19

193	-	-	-	193	19
9,525	-	-	-	9,525	59
9,525	-	-	-	9,525	59
-	-	-	28,823	28,823	(16,683)
-	-	-	28,823	28,823	(16,683)
150	-	-	-	150	1,101
150	-	-	-	150	1,101
8	-	-	-	8	0
8	-	-	-	8	0
11	-	-	-	11	0
36	-	-	-	36	0
33	-	-	-	33	0
2,195	-	-	-	2,195	14
127	-	-	-	127	1
56	-	-	-	56	5
210	456	-	-	666	(411)
180	15	-	-	195	(18)
231	-	-	-	231	(32)
39	-	-	-	39	(1)
16	-	-	-	16	0
12	-	69	70	151	(133)
166	-	-	-	166	(17)
588	-	188	5,927	6,703	(5,870)
135	-	2,869	-	3,004	(2,745)
43	-	-	-	43	0
5	-	-	-	5	0
1,419	-	5,464	60,658	67,541	(63,269)
46	244	-	263	552	(486)
229	-	-	90	319	(97)
108	-	-	-	108	(7)
165	-	1,810	145	2,120	(1,875)
156	-	4,350	-	4,506	(4,162)
33	-	-	-	33	0
1,544	-	-	-	1,544	69
154	-	-	-	154	31

266	-	-	-	266	67
130	180	-	-	310	(124)
10	-	-	-	10	0
-	-	-	-	-	12
-	-	40,810	1,481	42,291	(39,952)
63	-	-	-	63	6
8,404	894	55,561	68,634	133,492	(118,993)

40,054	1,758	94,401	121,813	258,025	(159,848)
--------	-------	--------	---------	---------	-----------

**ALLOCATION REVISIONS  
2Q ADJUSTMENTS TO INDIVIDUAL COMPANIES**

**UIF - Marion**

<u>NARUC Number</u>	<u>Account Number</u>	<u>Account Description</u>	<u>WSC Allocation</u>	<u>Total RVP Allocation</u>	<u>Total Regional Allocation</u>	<u>Total UIF - Marion Allocation (from w/p 2Q(a) and 2Q(b))</u>
403	6445	DEPREC-ORGANIZATION (1)	-	-	1	1
403	6450	DEPREC-FRANCHISES (1)	-	-	3	3
403	6470	DEPREC-STRUCT & IMPRV GEN (1)	-	-	0	0
403	6485	DEPREC-WELLS & SPRINGS (1)	-	-	0	0
403	6510	DEPREC-ELEC PUMP EQP WTP (1)	-	-	89	89
403	6520	DEPREC-WATER TREATMENT EQP (1)	-	-	0	0
403	6530	DEPREC-TRANS & DISTR MAINS (1)	-	-	4	4
403	6535	DEPREC-SERVICE LINES (1)	-	-	2	2
403	6540	DEPREC-METERS (1)	-	-	40	40
403	6580	DEPREC-OFFICE STRUCTURE (1)	37	-	37	73
403	6585	DEPREC-OFFICE FURN/EQPT (1)	16	-	21	37
403	6595	DEPREC-TOOL SHOP & MISC EQPT (1)	0	-	29	29
403	6600	DEPREC-LABORATORY EQUIPMEN (1)	-	-	1	1
403	6610	DEPREC-COMMUNICATION EQPT (1)	3	-	-	3
403	6660	DEPREC-STRUCT/IMPRV PUMP (1)	-	-	1	1
403	6765	DEPREC-TREAT/DISP EQ TRT P (1)	-	-	0	0
403	6835	DEPREC-TOOL SHOP & MISC EQPT (1)	-	-	-	-
403	6920	DEPREC - MAINFRAME (1)	20	-	1	21
403	6921	DEPREC - MINI COMPUTER (1)	71	-	194	265
403	6922	COMP SYSTEM AMORTIZATION (1)	1	-	-	1
403	6923	MICRO SYSTEM AMORTIZATION (1)	66	-	5	71
			215	-	427	642
408.10	7535	FRANCHISE TAX	-	-	-	-
408.10	7540	GROSS RECEIPTS TAX	-	-	1,857	1,857
			-	-	1,857	1,857
408.11	7550	PROPERTY/OTHER GENERAL TAX	38	-	421	459
408.11	7555	REAL ESTATE TAX	-	-	#N/A	#N/A
			38	-	#N/A	#N/A

408.13	7560	SALES/USE TAX EXPENSE	-	-	-	-
			-	-	-	-
412.20	7585	AMORT OF INVEST TAX CREDIT	-	-	(38)	(38)
			-	-	(38)	(38)
414	7693	DISPOSAL-PROCEEDS	-	-	38	38
			-	-	38	38
604/704	5820	TRAINING EXPENSE	27	-	4	32
			27	-	4	32
610/710	5455	PURCHASED SEWER TREATMENT	-	-	51	51
			-	-	51	51
618/718	5490	OTHER TREATMENT CHEMICALS	-	-	48	48
			-	-	48	48
620/720	5525	BILL STOCK	10	-	-	10
620/720	5530	BILLING COMPUTER SUPPLIES	1	-	-	1
620/720	5535	BILLING ENVELOPES	104	-	-	104
620/720	5540	BILLING POSTAGE	498	-	7	506
620/720	5740	COMPUTER SUPPLIES	129	-	-	129
620/720	5860	CLEANING SUPPLIES	2	-	-	2
620/720	5880	OFFICE SUPPLY STORES	2	-	37	40
620/720	6285	WATER-MAINT SUPPLIES	-	-	(81)	(81)
620/720	6290	WATER-MAINT REPAIRS	-	-	277	277
620/720	6310	WATER-OTHER MAINT EXP	-	-	12	12
620/720	6320	SEWER-MAINT SUPPLIES	-	-	(6)	(6)
620/720	6325	SEWER-MAINT REPAIRS	-	-	39	39
620/720	6345	SEWER-OTHER MAINT EXP	-	-	(13)	(13)
620/720	6355	DEFERRED MAINT EXPENSE	380	-	604	983
			1,127	-	877	2,004
632/732	6010	AUDIT FEES	(55)	-	-	(55)
632/732	6040	TAX RETURN REVIEW	44	-	-	44
			(11)	-	-	(11)
633/733	6025	LEGAL FEES	90	-	(174)	(84)

			90	-	(174)	(84)
636/736	5735	COMPUTER MAINTENANCE	281	-	-	281
636/736	5745	COMPUTER AMORT & PROG COST	60	-	10	70
636/736	5750	INTERNET SUPPLIER	16	-	3	18
636/736	6015	EMPLOY FINDER FEES	1	-	-	1
636/736	6035	PAYROLL SERVICES	39	-	-	39
636/736	6045	TEMP EMPLOY - CLERICAL	167	-	147	314
636/736	6050	OTHER OUTSIDE SERVICES	50	-	-	50
			613	-	160	773
642/742	6365	EQUIPMENT RENTALS	-	-	-	-
			-	-	-	-
659/759	5715	INSURANCE-OTHER	1,283	-	1	1,284
			1,283	-	1	1,284
666/766	6065	RATE CASE AMORT EXPENSE	-	-	1,838	1,838
			-	-	1,838	1,838
667/767	6070	MISC REG MATTERS COMM EXP	-	-	980	980
			-	-	980	980
670/770	5505	AGENCY EXPENSE	18	-	-	18
			18	-	-	18
675/775	5545	CUSTOMER SERVICE PRINTING	49	-	-	49
675/775	5755	MICROFILMING	0	-	-	0
675/775	5760	WEBSITE DEVELOPMENT	-	-	-	-
675/775	5790	BANK SERVICE CHARGE	35	-	-	35
675/775	5800	LETTER OF CREDIT FEE	-	-	-	-
675/775	5805	LICENSE FEES	-	-	-	-
675/775	5810	MEMBERSHIPS	0	-	17	18
675/775	5815	PENALTIES/FINES	-	-	-	-
675/775	5825	OTHER MISC EXPENSE	27	-	32	58
675/775	5855	ANSWERING SERVICE	-	-	24	24
675/775	5865	COPY MACHINE	-	-	0	0
675/775	5875	KITCHEN SUPPLIES	1	-	-	1
675/775	5885	PRINTING/BLUEPRINTS	3	-	2	4
675/775	5890	PUBL SUBSCRIPTIONS/TAPES	2	-	2	5

675/775	5895	SHIPPING CHARGES	1	-	7	8
675/775	5900	OTHER OFFICE EXPENSES	48	-	94	141
675/775	5930	OFFICE ELECTRIC	18	-	(15)	3
675/775	5935	OFFICE GAS	4	-	-	4
675/775	5940	OFFICE WATER	0	-	-	0
675/775	5945	OFFICE TELECOM	247	-	473	720
675/775	5950	OFFICE GARBAGE REMOVAL	1	-	2	3
675/775	5955	OFFICE LANDSCAPE / MOW / PLOW	5	-	10	15
675/775	5960	OFFICE ALARM SYS PHONE EXP	1	-	5	6
675/775	5965	OFFICE MAINTENANCE	24	-	16	39
675/775	5970	OFFICE CLEANING SERVICE	16	-	18	34
675/775	5975	OFFICE MACHINE/HEAT&COOL	22	-	34	55
675/775	6185	TRAVEL LODGING	27	-	17	44
675/775	6190	TRAVEL AIRFARE	26	-	18	43
675/775	6195	TRAVEL TRANSPORTATION	4	-	2	7
675/775	6200	TRAVEL MEALS	19	-	15	33
675/775	6205	TRAVEL ENTERTAINMENT	1	-	11	12
675/775	6260	TEST-EQUIP/CHEMICAL	-	-	-	-
675/775	6360	COMMUNICATION EXPENSE	-	-	272	272
675/775	6385	UNIFORMS	-	-	9	9
675/775	6390	WEATHER/HURRICANE COSTS	-	-	-	-
			581	-	1,063	1,644
			3,981	-	#N/A	#N/A

### UIF - Orange

<u>NARUC Number</u>	<u>Account Number</u>	<u>Account Description</u>	<u>WSC Allocation</u>	<u>Total RVP Allocation</u>	<u>Total Regional Allocation</u>	<u>Total UIF - Orange Allocation (from w/p 2Q(a) and 2Q(b))</u>
403	6445	DEPREC-ORGANIZATION (1)	-	-	1	1
403	6450	DEPREC-FRANCHISES (1)	-	-	2	2
403	6470	DEPREC-STRUCT & IMPRV GEN (1)	-	-	0	0
403	6485	DEPREC-WELLS & SPRINGS (1)	-	-	0	0
403	6510	DEPREC-ELEC PUMP EQP WTP (1)	-	-	44	44
403	6520	DEPREC-WATER TREATMENT EQP (1)	-	-	0	0
403	6530	DEPREC-TRANS & DISTR MAINS (1)	-	-	2	2
403	6535	DEPREC-SERVICE LINES (1)	-	-	1	1
403	6540	DEPREC-METERS (1)	-	-	20	20
403	6580	DEPREC-OFFICE STRUCTURE (1)	18	-	18	37

403	6585	DEPREC-OFFICE FURN/EQPT (1)	8	-	10	18
403	6595	DEPREC-TOOL SHOP & MISC EQPT (1)	0	-	14	14
403	6600	DEPREC-LABORATORY EQUIPMEN (1)	-	-	0	0
403	6610	DEPREC-COMMUNICATION EQPT (1)	2	-	-	2
403	6660	DEPREC-STRUCT/IMPRV PUMP (1)	-	-	-	-
403	6765	DEPREC-TREAT/DISP EQ TRT P (1)	-	-	-	-
403	6835	DEPREC-TOOL SHOP & MISC EQPT (1)	-	-	-	-
403	6920	DEPREC - MAINFRAME (1)	10	-	0	10
403	6921	DEPREC - MINI COMPUTER (1)	35	-	96	131
403	6922	COMP SYSTEM AMORTIZATION (1)	1	-	-	1
403	6923	MICRO SYSTEM AMORTIZATION (1)	33	-	2	35
			<u>107</u>	<u>-</u>	<u>212</u>	<u>319</u>
408.10	7535	FRANCHISE TAX	-	-	-	-
408.10	7540	GROSS RECEIPTS TAX	-	-	923	923
			<u>-</u>	<u>-</u>	<u>923</u>	<u>923</u>
408.11	7550	PROPERTY/OTHER GENERAL TAX	19	-	209	228
408.11	7555	REAL ESTATE TAX	-	-	-	-
			<u>19</u>	<u>-</u>	<u>209</u>	<u>228</u>
408.13	7560	SALES/USE TAX EXPENSE	-	-	-	-
			<u>-</u>	<u>-</u>	<u>-</u>	<u>-</u>
412.20	7585	AMORT OF INVEST TAX CREDIT	-	-	(19)	(19)
			<u>-</u>	<u>-</u>	<u>(19)</u>	<u>(19)</u>
414	7693	DISPOSAL-PROCEEDS	-	-	19	19
			<u>-</u>	<u>-</u>	<u>19</u>	<u>19</u>
604/704	5820	TRAINING EXPENSE	14	-	2	16
			<u>14</u>	<u>-</u>	<u>2</u>	<u>16</u>
610/710	5455	PURCHASED SEWER TREATMENT	-	-	-	-
			<u>-</u>	<u>-</u>	<u>-</u>	<u>-</u>
618/718	5490	OTHER TREATMENT CHEMICALS	-	-	24	24
			<u>-</u>	<u>-</u>	<u>24</u>	<u>24</u>
620/720	5525	BILL STOCK	5	-	-	5



620/720	5530	BILLING COMPUTER SUPPLIES	1	-	-	1
620/720	5535	BILLING ENVELOPES	52	-	-	52
620/720	5540	BILLING POSTAGE	248	-	4	251
620/720	5740	COMPUTER SUPPLIES	64	-	-	64
620/720	5860	CLEANING SUPPLIES	1	-	-	1
620/720	5880	OFFICE SUPPLY STORES	1	-	19	20
620/720	6285	WATER-MAINT SUPPLIES	-	-	(46)	(46)
620/720	6290	WATER-MAINT REPAIRS	-	-	158	158
620/720	6310	WATER-OTHER MAINT EXP	-	-	7	7
620/720	6320	SEWER-MAINT SUPPLIES	-	-	-	-
620/720	6325	SEWER-MAINT REPAIRS	-	-	-	-
620/720	6345	SEWER-OTHER MAINT EXP	-	-	-	-
620/720	6355	DEFERRED MAINT EXPENSE	189	-	300	489
			<u>560</u>	-	<u>441</u>	<u>1,001</u>
632/732	6010	AUDIT FEES	(27)	-	-	(27)
632/732	6040	TAX RETURN REVIEW	22	-	-	22
			<u>(5)</u>	-	<u>-</u>	<u>(5)</u>
633/733	6025	LEGAL FEES	45	-	(86)	(42)
			<u>45</u>	-	<u>(86)</u>	<u>(42)</u>
636/736	5735	COMPUTER MAINTENANCE	140	-	-	140
636/736	5745	COMPUTER AMORT & PROG COST	30	-	5	35
636/736	5750	INTERNET SUPPLIER	8	-	1	9
636/736	6015	EMPLOY FINDER FEES	0	-	-	0
636/736	6035	PAYROLL SERVICES	19	-	-	19
636/736	6045	TEMP EMPLOY - CLERICAL	83	-	73	156
636/736	6050	OTHER OUTSIDE SERVICES	25	-	-	25
			<u>305</u>	-	<u>79</u>	<u>384</u>
642/742	6365	EQUIPMENT RENTALS	-	-	-	-
			<u>-</u>	-	<u>-</u>	<u>-</u>
659/759	5715	INSURANCE-OTHER	637	-	0	638
			<u>637</u>	-	<u>0</u>	<u>638</u>
666/766	6065	RATE CASE AMORT EXPENSE	-	-	913	913
			<u>-</u>	-	<u>913</u>	<u>913</u>

667/767	6070	MISC REG MATTERS COMM EXP	-	-	487	487
			-		487	487
670/770	5505	AGENCY EXPENSE	9	-	-	9
			9	-	-	9
675/775	5545	CUSTOMER SERVICE PRINTING	24	-	-	24
675/775	5755	MICROFILMING	0	-	-	0
675/775	5760	WEBSITE DEVELOPMENT	-	-	-	-
675/775	5790	BANK SERVICE CHARGE	18	-	-	18
675/775	5800	LETTER OF CREDIT FEE	-	-	-	-
675/775	5805	LICENSE FEES	-	-	-	-
675/775	5810	MEMBERSHIPS	0	-	9	9
675/775	5815	PENALTIES/FINES	-	-	-	-
675/775	5825	OTHER MISC EXPENSE	13	-	16	29
675/775	5855	ANSWERING SERVICE	-	-	12	12
675/775	5865	COPY MACHINE	-	-	-	-
675/775	5875	KITCHEN SUPPLIES	1	-	-	1
675/775	5885	PRINTING/BLUEPRINTS	1	-	1	2
675/775	5890	PUBL SUBSCRIPTIONS/TAPES	1	-	1	2
675/775	5895	SHIPPING CHARGES	0	-	3	4
675/775	5900	OTHER OFFICE EXPENSES	24	-	47	70
675/775	5930	OFFICE ELECTRIC	9	-	(8)	1
675/775	5935	OFFICE GAS	2	-	-	2
675/775	5940	OFFICE WATER	0	-	-	0
675/775	5945	OFFICE TELECOM	123	-	235	357
675/775	5950	OFFICE GARBAGE REMOVAL	0	-	1	1
675/775	5955	OFFICE LANDSCAPE / MOW / PLOW	3	-	5	7
675/775	5960	OFFICE ALARM SYS PHONE EXP	0	-	3	3
675/775	5965	OFFICE MAINTENANCE	12	-	8	20
675/775	5970	OFFICE CLEANING SERVICE	8	-	9	17
675/775	5975	OFFICE MACHINE/HEAT&COOL	11	-	17	27
675/775	6185	TRAVEL LODGING	13	-	9	22
675/775	6190	TRAVEL AIRFARE	13	-	9	22
675/775	6195	TRAVEL TRANSPORTATION	2	-	1	3
675/775	6200	TRAVEL MEALS	9	-	7	16
675/775	6205	TRAVEL ENTERTAINMENT	1	-	5	6
675/775	6260	TEST-EQUIP/CHEMICAL	-	-	-	-
675/775	6360	COMMUNICATION EXPENSE	-	-	135	135
675/775	6385	UNIFORMS	-	-	5	5

675/775	6390	WEATHER/HURRICANE COSTS	-	-	-	-
			289	-	528	817
			1,978	-	3,732	5,710

**UIF - Pasco**

<u>NARUC Number</u>	<u>Account Number</u>	<u>Account Description</u>	<u>WSC Allocation</u>	<u>Total RVP Allocation</u>	<u>Total Regional Allocation</u>	<u>Total UIF - Pasco Allocation (from w/p 2Q(a) and 2Q(b))</u>
403	6445	DEPREC-ORGANIZATION (1)	-	-	10	10
403	6450	DEPREC-FRANCHISES (1)	-	-	24	24
403	6470	DEPREC-STRUCT & IMPRV GEN (1)	-	-	0	0
403	6485	DEPREC-WELLS & SPRINGS (1)	-	-	1	1
403	6510	DEPREC-ELEC PUMP EQP WTP (1)	-	-	608	608
403	6520	DEPREC-WATER TREATMENT EQP (1)	-	-	1	1
403	6530	DEPREC-TRANS & DISTR MAINS (1)	-	-	31	31
403	6535	DEPREC-SERVICE LINES (1)	-	-	16	16
403	6540	DEPREC-METERS (1)	-	-	272	272
403	6580	DEPREC-OFFICE STRUCTURE (1)	252	-	253	505
403	6585	DEPREC-OFFICE FURN/EQPT (1)	112	-	143	254
403	6595	DEPREC-TOOL SHOP & MISC EQPT (1)	0	-	196	197
403	6600	DEPREC-LABORATORY EQUIPMEN (1)	-	-	5	5
403	6610	DEPREC-COMMUNICATION EQPT (1)	23	-	-	23
403	6660	DEPREC-STRUCT/IMPRV PUMP (1)	-	-	9	9
403	6765	DEPREC-TREAT/DISP EQ TRT P (1)	-	-	2	2
403	6835	DEPREC-TOOL SHOP & MISC EQPT (1)	-	-	-	-
403	6920	DEPREC - MAINFRAME (1)	139	-	6	145
403	6921	DEPREC - MINI COMPUTER (1)	485	-	1,333	1,818
403	6922	COMP SYSTEM AMORTIZATION (1)	9	-	-	9
403	6923	MICRO SYSTEM AMORTIZATION (1)	455	-	32	488
			1,475	-	2,943	4,418
408.10	7535	FRANCHISE TAX	-	-	-	-
408.10	7540	GROSS RECEIPTS TAX	-	-	12,762	12,762
			-	-	12,762	12,762
408.11	7550	PROPERTY/OTHER GENERAL TAX	264	-	2,892	3,156
408.11	7555	REAL ESTATE TAX	-	-	-	-
			264	-	2,892	3,156

408.13	7560	SALES/USE TAX EXPENSE	-	-	-	-
			-	-	-	-
412.20	7585	AMORT OF INVEST TAX CREDIT	-	-	(258)	(258)
			-	-	(258)	(258)
414	7693	DISPOSAL-PROCEEDS	-	-	263	263
			-	-	(258)	263
604/704	5820	TRAINING EXPENSE	188	-	29	217
			188	-	29	217
610/710	5455	PURCHASED SEWER TREATMENT	-	-	766	766
			-	-	766	766
618/718	5490	OTHER TREATMENT CHEMICALS	-	-	329	329
			-	-	329	329
620/720	5525	BILL STOCK	72	-	-	72
620/720	5530	BILLING COMPUTER SUPPLIES	9	-	-	9
620/720	5535	BILLING ENVELOPES	713	-	-	713
620/720	5540	BILLING POSTAGE	3,424	-	50	3,474
620/720	5740	COMPUTER SUPPLIES	885	-	-	885
620/720	5860	CLEANING SUPPLIES	14	-	-	14
620/720	5880	OFFICE SUPPLY STORES	17	-	257	274
620/720	6285	WATER-MAINT SUPPLIES	-	-	(456)	(456)
620/720	6290	WATER-MAINT REPAIRS	-	-	1,567	1,567
620/720	6310	WATER-OTHER MAINT EXP	-	-	69	69
620/720	6320	SEWER-MAINT SUPPLIES	-	-	(86)	(86)
620/720	6325	SEWER-MAINT REPAIRS	-	-	591	591
620/720	6345	SEWER-OTHER MAINT EXP	-	-	(202)	(202)
620/720	6355	DEFERRED MAINT EXPENSE	2,610	-	4,148	6,759
			7,744	-	5,938	13,681
632/732	6010	AUDIT FEES	(378)	-	-	(378)
632/732	6040	TAX RETURN REVIEW	304	-	-	304
			(74)	-	-	(74)
633/733	6025	LEGAL FEES	616	-	(1,193)	(577)

			616	-	(1,193)	(577)
636/736	5735	COMPUTER MAINTENANCE	1,933	-	-	1,933
636/736	5745	COMPUTER AMORT & PROG COST	414	-	68	482
636/736	5750	INTERNET SUPPLIER	108	-	17	125
636/736	6015	EMPLOY FINDER FEES	5	-	-	5
636/736	6035	PAYROLL SERVICES	265	-	-	265
636/736	6045	TEMP EMPLOY - CLERICAL	1,146	-	1,013	2,158
636/736	6050	OTHER OUTSIDE SERVICES	341	-	-	341
			4,213	-	1,098	5,311
642/742	6365	EQUIPMENT RENTALS	-	-	-	-
			-	-	-	-
659/759	5715	INSURANCE-OTHER	8,818	-	4	8,822
			8,818	-	4	8,822
666/766	6065	RATE CASE AMORT EXPENSE	-	-	12,629	12,629
			-	-	12,629	12,629
667/767	6070	MISC REG MATTERS COMM EXP	-	-	6,738	6,738
			-	-	6,738	6,738
670/770	5505	AGENCY EXPENSE	121	-	-	121
			121	-	-	121
675/775	5545	CUSTOMER SERVICE PRINTING	336	-	-	336
675/775	5755	MICROFILMING	1	-	-	1
675/775	5760	WEBSITE DEVELOPMENT	-	-	-	-
675/775	5790	BANK SERVICE CHARGE	243	-	-	243
675/775	5800	LETTER OF CREDIT FEE	-	-	-	-
675/775	5805	LICENSE FEES	-	-	-	-
675/775	5810	MEMBERSHIPS	3	-	120	123
675/775	5815	PENALTIES/FINES	-	-	-	-
675/775	5825	OTHER MISC EXPENSE	183	-	217	400
675/775	5855	ANSWERING SERVICE	-	-	165	165
675/775	5865	COPY MACHINE	-	-	-	-
675/775	5875	KITCHEN SUPPLIES	8	-	-	8
675/775	5885	PRINTING/BLUEPRINTS	19	-	11	30
675/775	5890	PUBL SUBSCRIPTIONS/TAPES	16	-	16	31

675/775	5895	SHIPPING CHARGES	5	-	48	53
675/775	5900	OTHER OFFICE EXPENSES	328	-	643	971
675/775	5930	OFFICE ELECTRIC	124	-	(106)	18
675/775	5935	OFFICE GAS	29	-	-	29
675/775	5940	OFFICE WATER	3	-	-	3
675/775	5945	OFFICE TELECOM	1,696	-	3,249	4,945
675/775	5950	OFFICE GARBAGE REMOVAL	5	-	13	18
675/775	5955	OFFICE LANDSCAPE / MOW / PLOW	37	-	65	103
675/775	5960	OFFICE ALARM SYS PHONE EXP	4	-	36	40
675/775	5965	OFFICE MAINTENANCE	163	-	108	271
675/775	5970	OFFICE CLEANING SERVICE	111	-	121	232
675/775	5975	OFFICE MACHINE/HEAT&COOL	149	-	231	380
675/775	6185	TRAVEL LODGING	185	-	119	304
675/775	6190	TRAVEL AIRFARE	177	-	121	298
675/775	6195	TRAVEL TRANSPORTATION	31	-	17	48
675/775	6200	TRAVEL MEALS	127	-	100	228
675/775	6205	TRAVEL ENTERTAINMENT	8	-	74	83
675/775	6260	TEST-EQUIP/CHEMICAL	-	-	-	-
675/775	6360	COMMUNICATION EXPENSE	-	-	1,871	1,871
675/775	6385	UNIFORMS	-	-	64	64
675/775	6390	WEATHER/HURRICANE COSTS	-	-	-	-
			3,992	-	7,303	11,295
			27,356	-	51,721	79,598

**UIF - Pinellas**

<u>NARUC Number</u>	<u>Account Number</u>	<u>Account Description</u>	<u>WSC Allocation</u>	<u>Total RVP Allocation</u>	<u>Total Regional Allocation</u>	<u>Total UIF - Pinellas Allocation (from w/p 2Q(a) and 2Q(b))</u>
403	6445	DEPREC-ORGANIZATION (1)	-	-	1	1
403	6450	DEPREC-FRANCHISES (1)	-	-	2	2
403	6470	DEPREC-STRUCT & IMPRV GEN (1)	-	-	0	0
403	6485	DEPREC-WELLS & SPRINGS (1)	-	-	0	0
403	6510	DEPREC-ELEC PUMP EQP WTP (1)	-	-	63	63
403	6520	DEPREC-WATER TREATMENT EQP (1)	-	-	0	0
403	6530	DEPREC-TRANS & DISTR MAINS (1)	-	-	3	3
403	6535	DEPREC-SERVICE LINES (1)	-	-	2	2
403	6540	DEPREC-METERS (1)	-	-	28	28
403	6580	DEPREC-OFFICE STRUCTURE (1)	26	-	26	52

403	6585	DEPREC-OFFICE FURN/EQPT (1)	12	-	15	26
403	6595	DEPREC-TOOL SHOP & MISC EQPT (1)	0	-	20	20
403	6600	DEPREC-LABORATORY EQUIPMEN (1)	-	-	1	1
403	6610	DEPREC-COMMUNICATION EQPT (1)	2	-	-	2
403	6660	DEPREC-STRUCT/IMPRV PUMP (1)	-	-	-	-
403	6765	DEPREC-TREAT/DISP EQ TRT P (1)	-	-	-	-
403	6835	DEPREC-TOOL SHOP & MISC EQPT (1)	-	-	-	-
403	6920	DEPREC - MAINFRAME (1)	14	-	1	15
403	6921	DEPREC - MINI COMPUTER (1)	50	-	138	188
403	6922	COMP SYSTEM AMORTIZATION (1)	1	-	-	1
403	6923	MICRO SYSTEM AMORTIZATION (1)	47	-	3	50
			<u>152</u>	<u>-</u>	<u>303</u>	<u>455</u>
408.10	7535	FRANCHISE TAX	-	-	-	-
408.10	7540	GROSS RECEIPTS TAX	-	-	1,317	1,317
			<u>-</u>	<u>-</u>	<u>1,317</u>	<u>1,317</u>
408.11	7550	PROPERTY/OTHER GENERAL TAX	27	-	298	326
408.11	7555	REAL ESTATE TAX	-	-	-	-
			<u>27</u>	<u>-</u>	<u>298</u>	<u>326</u>
408.13	7560	SALES/USE TAX EXPENSE	-	-	-	-
			<u>-</u>	<u>-</u>	<u>-</u>	<u>-</u>
412.20	7585	AMORT OF INVEST TAX CREDIT	-	-	(27)	(27)
			<u>-</u>	<u>-</u>	<u>(27)</u>	<u>(27)</u>
414	7693	DISPOSAL-PROCEEDS	-	-	27	27
			<u>-</u>	<u>-</u>	<u>27</u>	<u>27</u>
604/704	5820	TRAINING EXPENSE	19	-	3	22
			<u>19</u>	<u>-</u>	<u>3</u>	<u>22</u>
610/710	5455	PURCHASED SEWER TREATMENT	-	-	-	-
			<u>-</u>	<u>-</u>	<u>-</u>	<u>-</u>
618/718	5490	OTHER TREATMENT CHEMICALS	-	-	34	34
			<u>-</u>	<u>-</u>	<u>34</u>	<u>34</u>
620/720	5525	BILL STOCK	7	-	-	7

620/720	5530	BILLING COMPUTER SUPPLIES	1	-	-	1
620/720	5535	BILLING ENVELOPES	74	-	-	74
620/720	5540	BILLING POSTAGE	353	-	5	359
620/720	5740	COMPUTER SUPPLIES	91	-	-	91
620/720	5860	CLEANING SUPPLIES	1	-	-	1
620/720	5880	OFFICE SUPPLY STORES	2	-	27	28
620/720	6285	WATER-MAINT SUPPLIES	-	-	(66)	(66)
620/720	6290	WATER-MAINT REPAIRS	-	-	225	225
620/720	6310	WATER-OTHER MAINT EXP	-	-	10	10
620/720	6320	SEWER-MAINT SUPPLIES	-	-	-	-
620/720	6325	SEWER-MAINT REPAIRS	-	-	-	-
620/720	6345	SEWER-OTHER MAINT EXP	-	-	-	-
620/720	6355	DEFERRED MAINT EXPENSE	269	-	428	698
			<u>799</u>	-	<u>629</u>	<u>1,429</u>
632/732	6010	AUDIT FEES	(39)	-	-	(39)
632/732	6040	TAX RETURN REVIEW	31	-	-	31
			<u>(8)</u>	-	-	<u>(8)</u>
633/733	6025	LEGAL FEES	64	-	(123)	(60)
			<u>64</u>	-	<u>(123)</u>	<u>(60)</u>
636/736	5735	COMPUTER MAINTENANCE	200	-	-	200
636/736	5745	COMPUTER AMORT & PROG COST	43	-	7	50
636/736	5750	INTERNET SUPPLIER	11	-	2	13
636/736	6015	EMPLOY FINDER FEES	1	-	-	1
636/736	6035	PAYROLL SERVICES	27	-	-	27
636/736	6045	TEMP EMPLOY - CLERICAL	118	-	105	223
636/736	6050	OTHER OUTSIDE SERVICES	35	-	-	35
			<u>435</u>	-	<u>113</u>	<u>548</u>
642/742	6365	EQUIPMENT RENTALS	-	-	-	-
			<u>-</u>	-	-	<u>-</u>
659/759	5715	INSURANCE-OTHER	910	-	0	911
			<u>910</u>	-	<u>0</u>	<u>911</u>
666/766	6065	RATE CASE AMORT EXPENSE	-	-	1,303	1,303
			<u>-</u>	-	<u>1,303</u>	<u>1,303</u>



667/767	6070	MISC REG MATTERS COMM EXP	-	-	695	695
			-		695	695
670/770	5505	AGENCY EXPENSE	13	-	-	13
			13	-	-	13
675/775	5545	CUSTOMER SERVICE PRINTING	35	-	-	35
675/775	5755	MICROFILMING	0	-	-	0
675/775	5760	WEBSITE DEVELOPMENT	-	-	-	-
675/775	5790	BANK SERVICE CHARGE	25	-	-	25
675/775	5800	LETTER OF CREDIT FEE	-	-	-	-
675/775	5805	LICENSE FEES	-	-	-	-
675/775	5810	MEMBERSHIPS	0	-	12	13
675/775	5815	PENALTIES/FINES	-	-	-	-
675/775	5825	OTHER MISC EXPENSE	19	-	22	41
675/775	5855	ANSWERING SERVICE	-	-	17	17
675/775	5865	COPY MACHINE	-	-	-	-
675/775	5875	KITCHEN SUPPLIES	1	-	-	1
675/775	5885	PRINTING/BLUEPRINTS	2	-	1	3
675/775	5890	PUBL SUBSCRIPTIONS/TAPES	2	-	2	3
675/775	5895	SHIPPING CHARGES	1	-	5	5
675/775	5900	OTHER OFFICE EXPENSES	34	-	66	100
675/775	5930	OFFICE ELECTRIC	13	-	(11)	2
675/775	5935	OFFICE GAS	3	-	-	3
675/775	5940	OFFICE WATER	0	-	-	0
675/775	5945	OFFICE TELECOM	175	-	335	510
675/775	5950	OFFICE GARBAGE REMOVAL	0	-	1	2
675/775	5955	OFFICE LANDSCAPE / MOW / PLOW	4	-	7	11
675/775	5960	OFFICE ALARM SYS PHONE EXP	0	-	4	4
675/775	5965	OFFICE MAINTENANCE	17	-	11	28
675/775	5970	OFFICE CLEANING SERVICE	12	-	12	24
675/775	5975	OFFICE MACHINE/HEAT&COOL	15	-	24	39
675/775	6185	TRAVEL LODGING	19	-	12	31
675/775	6190	TRAVEL AIRFARE	18	-	12	31
675/775	6195	TRAVEL TRANSPORTATION	3	-	2	5
675/775	6200	TRAVEL MEALS	13	-	10	23
675/775	6205	TRAVEL ENTERTAINMENT	1	-	8	9
675/775	6260	TEST-EQUIP/CHEMICAL	-	-	-	-
675/775	6360	COMMUNICATION EXPENSE	-	-	193	193
675/775	6385	UNIFORMS	-	-	7	7

675/775	6390	WEATHER/HURRICANE COSTS	-	-	-	-
			412	-	754	1,166
			2,823	-	5,328	8,152

**UIF - Seminole**

<u>NARUC Number</u>	<u>Account Number</u>	<u>Account Description</u>	<u>WSC Allocation</u>	<u>Total RVP Allocation</u>	<u>Total Regional Allocation</u>	<u>Total UIF - Seminole Allocation (from w/p 2Q(a) and 2Q(b))</u>
403	6445	DEPREC-ORGANIZATION (1)	-	-	10	10
403	6450	DEPREC-FRANCHISES (1)	-	-	23	23
403	6470	DEPREC-STRUCT & IMPRV GEN (1)	-	-	0	0
403	6485	DEPREC-WELLS & SPRINGS (1)	-	-	1	1
403	6510	DEPREC-ELEC PUMP EQP WTP (1)	-	-	585	585
403	6520	DEPREC-WATER TREATMENT EQP (1)	-	-	1	1
403	6530	DEPREC-TRANS & DISTR MAINS (1)	-	-	30	30
403	6535	DEPREC-SERVICE LINES (1)	-	-	16	16
403	6540	DEPREC-METERS (1)	-	-	261	261
403	6580	DEPREC-OFFICE STRUCTURE (1)	242	-	244	485
403	6585	DEPREC-OFFICE FURN/EQPT (1)	107	-	137	244
403	6595	DEPREC-TOOL SHOP & MISC EQPT (1)	0	-	189	189
403	6600	DEPREC-LABORATORY EQUIPMEN (1)	-	-	5	5
403	6610	DEPREC-COMMUNICATION EQPT (1)	22	-	-	22
403	6660	DEPREC-STRUCT/IMPRV PUMP (1)	-	-	10	10
403	6765	DEPREC-TREAT/DISP EQ TRT P (1)	-	-	2	2
403	6835	DEPREC-TOOL SHOP & MISC EQPT (1)	-	-	-	-
403	6920	DEPREC - MAINFRAME (1)	134	-	5	139
403	6921	DEPREC - MINI COMPUTER (1)	466	-	1,282	1,748
403	6922	COMP SYSTEM AMORTIZATION (1)	9	-	-	9
403	6923	MICRO SYSTEM AMORTIZATION (1)	438	-	31	469
			1,418	-	2,831	4,249
408.10	7535	FRANCHISE TAX	-	-	-	-
408.10	7540	GROSS RECEIPTS TAX	-	-	12,269	12,269
			-	-	12,269	12,269
408.11	7550	PROPERTY/OTHER GENERAL TAX	254	-	2,780	3,034
408.11	7555	REAL ESTATE TAX	-	-	-	-
			254	-	2,780	3,034

408.13	7560	SALES/USE TAX EXPENSE	-	-	-	-
			-	-	-	-
412.20	7585	AMORT OF INVEST TAX CREDIT	-	-	(248)	(248)
			-	-	(248)	(248)
414	7693	DISPOSAL-PROCEEDS	-	-	253	253
			-	-	253	253
604/704	5820	TRAINING EXPENSE	181	-	28	209
			181	-	28	209
610/710	5455	PURCHASED SEWER TREATMENT	-	-	908	908
			-	-	908	908
618/718	5490	OTHER TREATMENT CHEMICALS	-	-	316	316
			-	-	316	316
620/720	5525	BILL STOCK	69	-	-	69
620/720	5530	BILLING COMPUTER SUPPLIES	8	-	-	8
620/720	5535	BILLING ENVELOPES	685	-	-	685
620/720	5540	BILLING POSTAGE	3,292	-	48	3,340
620/720	5740	COMPUTER SUPPLIES	851	-	-	851
620/720	5860	CLEANING SUPPLIES	13	-	-	13
620/720	5880	OFFICE SUPPLY STORES	16	-	247	263
620/720	6285	WATER-MAINT SUPPLIES	-	-	(398)	(398)
620/720	6290	WATER-MAINT REPAIRS	-	-	1,368	1,368
620/720	6310	WATER-OTHER MAINT EXP	-	-	60	60
620/720	6320	SEWER-MAINT SUPPLIES	-	-	(102)	(102)
620/720	6325	SEWER-MAINT REPAIRS	-	-	701	701
620/720	6345	SEWER-OTHER MAINT EXP	-	-	(239)	(239)
620/720	6355	DEFERRED MAINT EXPENSE	2,510	-	3,988	6,497
			7,444	-	5,672	13,116
632/732	6010	AUDIT FEES	(363)	-	-	(363)
632/732	6040	TAX RETURN REVIEW	292	-	-	292
			(71)	-	-	(71)
633/733	6025	LEGAL FEES	592	-	(1,147)	(555)

			592	-	(1,147)	(555)
636/736	5735	COMPUTER MAINTENANCE	1,859	-	-	1,859
636/736	5745	COMPUTER AMORT & PROG COST	398	-	65	464
636/736	5750	INTERNET SUPPLIER	104	-	17	121
636/736	6015	EMPLOY FINDER FEES	5	-	-	5
636/736	6035	PAYROLL SERVICES	255	-	-	255
636/736	6045	TEMP EMPLOY - CLERICAL	1,101	-	973	2,075
636/736	6050	OTHER OUTSIDE SERVICES	328	-	-	328
			4,050	-	1,056	5,105
642/742	6365	EQUIPMENT RENTALS	-	-	-	-
			-	-	-	-
659/759	5715	INSURANCE-OTHER	8,477	-	4	8,481
			8,477	-	4	8,481
666/766	6065	RATE CASE AMORT EXPENSE	-	-	12,141	12,141
			-	-	12,141	12,141
667/767	6070	MISC REG MATTERS COMM EXP	-	-	6,477	6,477
			-	-	6,477	6,477
670/770	5505	AGENCY EXPENSE	117	-	-	117
			117	-	-	117
675/775	5545	CUSTOMER SERVICE PRINTING	323	-	-	323
675/775	5755	MICROFILMING	1	-	-	1
675/775	5760	WEBSITE DEVELOPMENT	-	-	-	-
675/775	5790	BANK SERVICE CHARGE	234	-	-	234
675/775	5800	LETTER OF CREDIT FEE	-	-	-	-
675/775	5805	LICENSE FEES	-	-	-	-
675/775	5810	MEMBERSHIPS	3	-	116	118
675/775	5815	PENALTIES/FINES	-	-	-	-
675/775	5825	OTHER MISC EXPENSE	176	-	209	385
675/775	5855	ANSWERING SERVICE	-	-	159	159
675/775	5865	COPY MACHINE	-	-	-	-
675/775	5875	KITCHEN SUPPLIES	7	-	-	7
675/775	5885	PRINTING/BLUEPRINTS	19	-	11	29
675/775	5890	PUBL SUBSCRIPTIONS/TAPES	15	-	15	30

675/775	5895	SHIPPING CHARGES	5	-	46	51
675/775	5900	OTHER OFFICE EXPENSES	315	-	618	934
675/775	5930	OFFICE ELECTRIC	119	-	(102)	17
675/775	5935	OFFICE GAS	28	-	-	28
675/775	5940	OFFICE WATER	2	-	-	2
675/775	5945	OFFICE TELECOM	1,630	-	3,123	4,754
675/775	5950	OFFICE GARBAGE REMOVAL	5	-	12	17
675/775	5955	OFFICE LANDSCAPE / MOW / PLOW	36	-	63	99
675/775	5960	OFFICE ALARM SYS PHONE EXP	4	-	35	38
675/775	5965	OFFICE MAINTENANCE	156	-	104	261
675/775	5970	OFFICE CLEANING SERVICE	107	-	116	223
675/775	5975	OFFICE MACHINE/HEAT&COOL	143	-	222	366
675/775	6185	TRAVEL LODGING	178	-	114	292
675/775	6190	TRAVEL AIRFARE	170	-	116	287
675/775	6195	TRAVEL TRANSPORTATION	30	-	16	46
675/775	6200	TRAVEL MEALS	122	-	96	219
675/775	6205	TRAVEL ENTERTAINMENT	8	-	71	79
675/775	6260	TEST-EQUIP/CHEMICAL	-	-	-	-
675/775	6360	COMMUNICATION EXPENSE	-	-	1,798	1,798
675/775	6385	UNIFORMS	-	-	61	61
675/775	6390	WEATHER/HURRICANE COSTS	-	-	-	-
			3,838	-	7,021	10,858
			26,299	-	50,360	76,659

w/p 2Q

<u>UIF - Marion</u> <u>UA Ledger Per Books</u>	<u>UIF - Marion</u> <u>252103 Per Books</u>	<u>Total UIF - Marion</u> <u>Per Books</u>	<u>Adjustment</u>
-	-	-	1
-	-	-	3
-	-	-	0
-	-	-	0
-	-	-	89
-	-	-	0
-	-	-	4
-	-	-	2
-	-	-	40
174	-	174	(101)
74	-	74	(37)
89	39	129	(100)
-	1	1	(1)
4	-	4	(1)
-	-	-	1
-	-	-	0
-	-	-	-
1,147	-	1,147	(1,126)
-	-	-	265
-	-	-	1
-	-	-	71
1,489	41	1,530	(888)
-	-	-	-
-	-	-	1,857
-	-	-	1,857
37	-	37	422
-	-	-	#N/A
37	-	37	#N/A

-	-	-	-
-	-	-	-
-	-	-	(38)
-	-	-	(38)
(5)	-	(5)	43
(5)	-	(5)	43
30	-	30	2
30	-	30	2
-	-	-	51
-	-	-	51
-	-	-	48
-	-	-	48
10	-	10	0
1	-	1	0
99	-	99	4
488	-	488	18
145	-	145	(16)
2	-	2	0
45	-	45	(5)
-	-	-	(81)
44	-	44	233
2	-	2	10
-	-	-	(6)
3	-	3	37
-	-	-	(13)
376	-	376	608
1,214	-	1,214	789
(52)	-	(52)	(3)
46	-	46	(1)
(6)	-	(6)	(4)
66	-	66	(150)

66	-	66	(150)
270	-	270	12
58	-	58	12
20	-	20	(2)
1	-	1	0
37	-	37	1
329	-	329	(15)
47	-	47	2
763	-	763	10
-	-	-	-
-	-	-	-
1,240	-	1,240	44
1,240	-	1,240	44
-	-	-	1,838
-	-	-	1,838
113	-	113	867
113	-	113	867
17	-	17	0
17	-	17	0
48	-	48	1
0	-	0	(0)
-	-	-	-
34	-	34	2
-	-	-	-
-	-	-	-
17	-	17	1
(0)	-	(0)	0
60	-	60	(2)
28	-	28	(4)
-	-	-	0
1	-	1	0
5	-	5	(0)
6	-	6	(1)



10	-	10	(2)
203	-	203	(62)
21	-	21	(19)
4	-	4	0
0	-	0	0
1,290	-	1,290	(570)
7	-	7	(4)
17	-	17	(2)
7	-	7	(1)
56	-	56	(17)
69	-	69	(35)
59	-	59	(4)
44	-	44	1
40	-	40	3
7	-	7	0
35	-	35	(2)
11	-	11	1
-	-	-	-
567	-	567	(295)
8	-	8	1
(0)	-	(0)	0
2,652	-	2,652	(1,008)

7,610	41	7,651		#N/A
-------	----	-------	--	------

<u>UIF - Orange</u> <u>UA Ledger Per Books</u>	<u>UIF - Orange</u> <u>252105 Per Books</u>	<u>Total UIF - Orange</u> <u>Per Books</u>	<u>Adjustment</u>
-	-	-	1
-	-	-	2
-	-	-	0
-	-	-	0
-	-	-	44
-	-	-	0
-	-	-	2
-	34	34	(33)
-	320	320	(300)
102	-	102	(66)

44	-	44	(25)
52	988	1,040	(1,026)
-	-	-	0
2	83	86	(84)
-	-	-	-
-	-	-	-
-	-	-	-
599	-	599	(589)
-	-	-	131
-	-	-	1
-	-	-	35
800	1,425	2,226	(1,907)
-	-	-	-
-	-	-	923
-	-	-	923
19	-	19	209
-	-	-	-
19	-	19	209
-	-	-	-
-	-	-	-
-	-	-	(19)
-	-	-	(19)
(2)	-	(2)	21
(2)	-	(2)	21
16	-	16	(0)
16	-	16	(0)
-	5,970	5,970	(5,970)
-	5,970	5,970	(5,970)
-	-	-	24
-	-	-	24
5	-	5	(0)

1	-	1	(0)
52	-	52	(1)
256	-	256	(5)
76	-	76	(12)
1	-	1	(0)
24	-	24	(4)
-	-	-	(46)
26	-	26	132
1	-	1	5
-	-	-	-
-	-	-	-
-	-	-	-
193	-	193	296
635	-	635	366
(28)	-	(28)	0
23	-	23	(1)
(5)	-	(5)	(0)
35	-	35	(76)
35	-	35	(76)
142	-	142	(2)
31	-	31	4
10	-	10	(1)
0	-	0	(0)
20	-	20	(0)
172	-	172	(16)
25	-	25	(0)
401	-	401	(17)
-	-	-	-
-	-	-	-
650	-	650	(12)
650	-	650	(12)
-	-	-	913
-	-	-	913

60	-	60	427
60	-	60	427
9	-	9	(0)
9	-	9	(0)
25	-	25	(1)
0	-	0	(0)
-	-	-	-
18	-	18	(0)
-	-	-	-
-	-	-	-
9	-	9	(0)
(0)	-	(0)	0
32	-	32	(3)
14	-	14	(2)
-	-	-	-
1	-	1	(0)
2	-	2	(0)
3	-	3	(1)
5	-	5	(1)
105	-	105	(35)
11	-	11	(10)
2	-	2	(0)
0	-	0	(0)
664	-	664	(307)
3	-	3	(2)
9	-	9	(1)
3	-	3	(1)
29	-	29	(9)
36	-	36	(19)
31	-	31	(4)
23	-	23	(1)
21	-	21	0
3	-	3	0
18	-	18	(2)
6	-	6	0
-	-	-	-
291	-	291	(156)
4	-	4	0

(0)	-	(0)	0
1,370	-	1,370	(553)
3,987	7,395	11,382	(5,672)

<u>UIF - Pasco</u> <u>UA Ledger Per Books</u>	<u>UIF - Pasco</u> <u>252101 Per Books</u>	<u>UIF - Pasco</u> <u>252102 Per Books</u>	<u>Total UIF - Pasco</u> <u>Per Books</u>	<u>Adjustment</u>
-	-	-	-	10
-	-	-	-	24
-	-	-	-	0
-	-	-	-	1
-	-	-	-	608
-	-	-	-	1
-	-	-	-	31
-	-	-	-	16
-	-	(301)	(301)	573
978	-	-	978	(473)
417	-	(57)	360	(106)
501	-	(348)	153	43
-	-	(4)	(4)	9
24	-	(20)	3	20
-	-	-	-	9
-	-	-	-	2
0	-	-	0	(0)
7,958	-	-	7,958	(7,813)
-	-	-	-	1,818
-	-	-	-	9
-	-	-	-	488
9,877	-	(729)	9,148	(4,730)
-	-	-	-	-
-	-	29,128	29,128	(16,365)
-	-	29,128	29,128	(16,365)
258	-	-	258	2,898
-	-	-	-	-
258	-	-	258	2,898

-	-	-	-	-
-	-	-	-	-
-	-	-	-	(258)
-	-	-	-	(258)
(31)	-	-	(31)	294
(31)	-	-	(31)	294
209	-	-	209	8
209	-	-	209	8
-	(4,245)	-	(4,245)	5,011
-	(4,245)	-	(4,245)	5,011
-	-	-	-	329
-	-	-	-	329
70	-	-	70	2
8	-	-	8	0
695	-	-	695	18
3,400	-	-	3,400	75
1,007	-	-	1,007	(122)
13	-	-	13	0
312	-	-	312	(38)
-	(548)	(19)	(567)	110
246	482	-	728	840
14	(32)	-	(18)	87
-	-	(195)	(195)	108
40	-	-	40	551
-	(7)	(139)	(146)	(55)
2,569	-	-	2,569	4,189
8,374	(105)	(353)	7,916	5,766
(367)	-	-	(367)	(11)
303	-	-	303	1
(64)	-	-	(64)	(10)
460	-	-	460	(1,037)

460	-	-	460	(1,037)
1,885	-	-	1,885	48
407	-	-	407	76
139	-	-	139	(14)
5	-	-	5	0
259	-	-	259	6
2,286	-	-	2,286	(128)
332	-	-	332	9
5,314	-	-	5,314	(3)
-	-	-	-	-
-	-	-	-	-
8,622	-	-	8,622	201
8,622	-	-	8,622	201
-	-	-	-	12,629
-	-	-	-	12,629
792	-	-	792	5,946
792	-	-	792	5,946
119	-	-	119	2
119	-	-	119	2
330	-	-	330	6
1	-	-	1	0
-	-	-	-	-
237	-	-	237	6
-	-	-	-	-
-	-	-	-	-
118	-	-	118	5
(0)	-	-	(0)	0
421	-	-	421	(21)
191	-	-	191	(26)
-	-	-	-	-
7	-	-	7	0
32	-	-	32	(1)
40	-	-	40	(9)

69	-	(175)	(106)	158
1,400	(228)	(143)	1,029	(58)
147	-	-	147	(129)
29	-	-	29	1
2	-	-	2	0
8,846	-	-	8,846	(3,901)
46	-	-	46	(28)
116	-	-	116	(14)
46	-	-	46	(6)
386	-	-	386	(115)
474	-	-	474	(242)
412	-	-	412	(31)
304	-	(322)	(18)	323
281	-	-	281	17
45	-	-	45	2
241	(32)	(302)	(93)	321
74	-	-	74	8
-	-	-	-	-
3,877	-	-	3,877	(2,006)
57	-	-	57	6
(1)	-	-	(1)	1
18,228	(260)	(942)	17,026	(5,731)

52,157	(4,610)	27,104	74,650	4,948
--------	---------	--------	--------	-------

UIF - Pinellas  
Per Books

Adjustment

-	1
-	2
-	0
-	0
-	63
-	0
-	3
-	2
-	28
137	(85)



58	(32)
70	(50)
-	1
3	(1)
-	-
-	-
0	(0)
1,603	(1,588)
-	188
-	1
-	50
1,871	(1,416)

-	-
-	1,317
-	1,317

52	274
-	-
52	274

-	-
-	-
-	(27)
-	(27)

(6)	33
(6)	33

42	(20)
42	(20)

-	-
-	-

-	34
-	34

2	(1)
141	(67)
688	(329)
203	(111)
3	(1)
63	(35)
-	(66)
34	191
2	8
-	-
14	(14)
-	-
510	187
<u>1,674</u>	<u>(245)</u>
(75)	36
58	(27)
<u>(17)</u>	<u>9</u>
93	(153)
<u>93</u>	<u>(153)</u>
382	(183)
82	(32)
28	(15)
1	(0)
52	(25)
461	(238)
68	(32)
<u>1,074</u>	<u>(526)</u>
-	-
-	-
<u>1,740</u>	<u>(829)</u>
<u>1,740</u>	<u>(829)</u>
-	1,303
<u>-</u>	<u>1,303</u>

161	535
161	535
24	(11)
24	(11)
66	(31)
0	(0)
-	-
48	(23)
-	-
-	-
24	(11)
0	(0)
85	(44)
38	(21)
-	-
1	(1)
6	(3)
8	(5)
14	(8)
280	(180)
30	(28)
6	(3)
1	(0)
1,762	(1,252)
9	(7)
23	(13)
9	(5)
77	(49)
95	(71)
83	(44)
61	(30)
57	(26)
9	(4)
49	(25)
15	(7)
-	-
770	(577)
11	(5)

0	(0)
3,639	(2,473)

10,348	(2,196)
--------	---------

<u>UIF - Seminole</u> <u>UA Ledger Per Books</u>	<u>UIF - Seminole</u> <u>252100 Per Books</u>	<u>UIF - Seminole</u> <u>252104 Per Books</u>	<u>UIF - Seminole</u> <u>252109 Per Books</u>	<u>Total UIF - Seminole</u> <u>Per Books</u>	<u>Adjustment</u>
-	-	-	-	-	10
-	-	-	26	26	(3)
-	-	-	1	1	(0)
-	-	-	2	2	(1)
-	41	-	1,348	1,388	(804)
-	-	-	2	2	(1)
-	-	-	70	70	(41)
-	3	-	-	3	13
-	-	-	-	-	261
859	-	(3,567)	(963)	(3,671)	4,156
366	-	(2,267)	(922)	(2,823)	3,067
440	-	(1,128)	(2,279)	(2,966)	3,155
-	-	-	-	-	5
21	-	-	(2)	19	3
-	20	-	-	20	(10)
-	2	-	-	2	0
0	-	-	-	0	(0)
7,839	-	-	(11,304)	(3,465)	3,604
-	-	-	-	-	1,748
-	-	-	-	-	9
-	-	-	-	-	469
9,525	66	(6,962)	(14,020)	(11,390)	15,640
-	-	-	-	-	-
-	-	(31,878)	31,878	-	12,269
-	-	(31,878)	31,878	-	12,269
254	-	-	64,629	64,883	(61,849)
-	-	-	-	-	-
254	-	-	64,629	64,883	(61,849)

-	-	-	-	-	-
-	-	-	-	-	-
-	-	-	(589)	(589)	341
-	-	-	(589)	(589)	341
(31)	-	-	-	(31)	283
(31)	-	-	-	(31)	283
206	-	-	-	206	3
206	-	-	-	206	3
-	-	-	-	-	908
-	-	-	-	-	908
-	-	-	750	750	(434)
-	-	-	750	750	(434)
69	-	-	-	69	0
8	-	-	-	8	0
684	-	-	-	684	1
3,347	-	-	-	3,347	(7)
992	-	-	(2,739)	(1,747)	2,598
13	-	-	-	13	(0)
307	-	-	-	307	(44)
-	(480)	-	-	(480)	82
216	(95)	-	(145)	(24)	1,393
12	-	-	(4)	8	52
-	-	-	-	-	(102)
50	-	-	-	50	651
-	(257)	-	(51)	(308)	69
2,535	-	-	9,468	12,003	(5,506)
8,233	(833)	-	6,529	13,930	(814)
(361)	-	-	-	(361)	(2)
300	-	-	-	300	(8)
(61)	-	-	-	(61)	(10)
452	-	-	-	452	(1,007)

452	-	-	-	452	(1,007)
1,856	-	-	-	1,856	3
400	-	-	1,482	1,882	(1,418)
137	-	-	(260)	(123)	244
5	-	-	-	5	0
256	-	-	-	256	(0)
2,252	-	-	-	2,252	(177)
326	-	-	-	326	1
5,232	-	-	1,222	6,454	(1,348)
-	-	-	-	-	-
-	-	-	-	-	-
8,491	-	-	-	8,491	(10)
8,491	-	-	-	8,491	(10)
-	-	-	28,823	28,823	(16,683)
-	-	-	28,823	28,823	(16,683)
779	-	-	-	779	5,698
779	-	-	-	779	5,698
117	-	-	-	117	(1)
117	-	-	-	117	(1)
326	-	-	-	326	(3)
1	-	-	-	1	(0)
-	-	-	-	-	-
233	-	-	-	233	1
-	-	-	-	-	-
-	-	-	-	-	-
116	(456)	-	308	(32)	150
(0)	-	-	-	(0)	0
414	(15)	-	156	555	(170)
189	-	-	-	189	(30)
-	-	-	-	-	-
7	-	-	-	7	(0)
31	-	-	-	31	(2)
40	-	(69)	(70)	(99)	129

68	-	-	-	68	(17)
1,380	-	(188)	(5,927)	(4,735)	5,669
144	-	(2,869)	-	(2,725)	2,742
28	-	-	-	28	0
2	-	-	-	2	0
8,726	-	(5,464)	(60,658)	(57,396)	62,150
45	(244)	-	(263)	(461)	478
115	-	-	(90)	25	74
45	-	-	-	45	(6)
381	-	(1,810)	(145)	(1,574)	1,835
468	-	(4,350)	-	(3,882)	4,106
405	-	-	-	405	(40)
299	-	-	-	299	(7)
277	-	-	-	277	10
45	-	-	-	45	1
237	(180)	-	-	57	161
73	-	-	-	73	6
-	-	-	-	-	-
3,825	-	(40,810)	(1,481)	(38,466)	40,264
57	-	-	-	57	5
(1)	-	-	-	(1)	1
17,976	(894)	(55,561)	(68,170)	(106,649)	117,507

51,175	(1,660)	(94,401)	51,052	6,166	70,493
--------	---------	----------	--------	-------	--------

**ALLOCATION REVISIONS**

**3Q ADJUSTMENTS TO INDIVIDUAL COMPANIES**



**ALLOCATION REVISIONS  
4Q ADJUSTMENTS TO INDIVIDUAL COMPANIES**

**UIF - Marion**

<u>NARUC Number</u>	<u>Account Number</u>	<u>Account Description</u>	<u>WSC Allocation</u>	<u>Total RVP Allocation</u>	<u>Total Regional Allocation</u>	<u>Total UIF - Marion Allocation (from w/p 4Q(a) and 4Q(b))</u>
403	6445	DEPREC-ORGANIZATION (1)	-	-	1	1
403	6450	DEPREC-FRANCHISES (1)	-	-	3	3
403	6470	DEPREC-STRUCT & IMPRV GEN (1)	-	-	0	0
403	6485	DEPREC-WELLS & SPRINGS (1)	-	-	0	0
403	6510	DEPREC-ELEC PUMP EQP WTP (1)	-	-	89	89
403	6520	DEPREC-WATER TREATMENT EQP (1)	-	-	0	0
403	6530	DEPREC-TRANS & DISTR MAINS (1)	-	-	4	4
403	6535	DEPREC-SERVICE LINES (1)	-	-	2	2
403	6540	DEPREC-METERS (1)	-	-	40	40
403	6580	DEPREC-OFFICE STRUCTURE (1)	37	-	37	74
403	6585	DEPREC-OFFICE FURN/EQPT (1)	17	-	21	37
403	6595	DEPREC-TOOL SHOP & MISC EQPT (1)	0	-	29	29
403	6600	DEPREC-LABORATORY EQUIPMEN (1)	-	-	10	10
403	6610	DEPREC-COMMUNICATION EQPT (1)	3	-	-	3
403	6660	DEPREC-STRUCT/IMPRV PUMP (1)	-	-	1	1
403	6765	DEPREC-TREAT/DISP EQ TRT P (1)	-	-	0	0
403	6835	DEPREC-TOOL SHOP & MISC EQPT (1)	-	-	-	-
403	6920	DEPREC - MAINFRAME (1)	2	-	1	3
403	6921	DEPREC - MINI COMPUTER (1)	72	-	194	266
403	6922	COMP SYSTEM AMORTIZATION (1)	1,456	-	-	1,456
403	6923	MICRO SYSTEM AMORTIZATION (1)	77	-	5	82
			<b>1,664</b>	<b>-</b>	<b>436</b>	<b>2,100</b>
408.10	7535	FRANCHISE TAX	-	-	-	-
408.10	7540	GROSS RECEIPTS TAX	-	-	445	445
			<b>-</b>	<b>-</b>	<b>445</b>	<b>445</b>
408.11	7550	PROPERTY/OTHER GENERAL TAX	(36)	-	176	140
408.11	7555	REAL ESTATE TAX	63	-	0	63
			<b>27</b>	<b>-</b>	<b>176</b>	<b>203</b>

408.13	7560	SALES/USE TAX EXPENSE	-	-	-	-
			-	-	-	-
410.11	7600	DEF INCOME TAXES-STATE	62	-	-	62
			62	-	-	62
412.20	7585	AMORT OF INVEST TAX CREDIT	-	-	(38)	(38)
			-	-	(38)	(38)
414	7690	SALE OF EQUIPMENT	(1)	-	-	(1)
414	7691	NET BOOK VALUE-DISPOSAL	-	-	73	73
414	7693	DISPOSAL-PROCEEDS	-	-	2,893	2,893
			(1)	-	2,967	2,966
604/704	5820	TRAINING EXPENSE	15	0	15	31
			15	0	15	31
610/710	5455	PURCHASED SEWER TREATMENT	-	-	-	-
610/710	5465.10	ELEC PWR - WTR SYSTEM SRC SUPP	-	-	-	-
			-	-	-	-
618/718	5480	CHLORINE	-	-	-	-
618/718	5490	OTHER TREATMENT CHEMICALS	-	-	-	-
			-	-	-	-
620/720	5525	BILL STOCK	(10)	-	-	(10)
620/720	5530	BILLING COMPUTER SUPPLIES	38	-	-	38
620/720	5535	BILLING ENVELOPES	66	-	-	66
620/720	5540	BILLING POSTAGE	460	-	-	460
620/720	5740	COMPUTER SUPPLIES	(32)	-	-	(32)
620/720	5860	CLEANING SUPPLIES	-	-	-	-
620/720	5880	OFFICE SUPPLY STORES	7	-	18	25
620/720	6285	WATER-MAINT SUPPLIES	-	-	43	43
620/720	6290	WATER-MAINT REPAIRS	-	-	-	-
620/720	6300	WATER-ELEC EQUIPT REPAIR	-	-	7	7
620/720	6310	WATER-OTHER MAINT EXP	(0)	-	11	11
620/720	6320	SEWER-MAINT SUPPLIES	-	-	-	-
620/720	6325	SEWER-MAINT REPAIRS	-	-	-	-
620/720	6335	SEWER-ELEC EQUIPT REPAIR	-	-	54	54

620/720	6345	SEWER-OTHER MAINT EXP	-	-	-	-
620/720	6355	DEFERRED MAINT EXPENSE	74	-	604	677
620/720	6380	REPAIRS & MAINT-MAINT, LAND	-	-	-	-
			<u>603</u>	<u>-</u>	<u>737</u>	<u>1,341</u>
632/732	6005	ACCOUNTING STUDIES	-	-	-	-
632/732	6010	AUDIT FEES	66	-	-	66
632/732	6040	TAX RETURN REVIEW	18	-	-	18
			<u>84</u>	<u>-</u>	<u>-</u>	<u>84</u>
633/733	6025	LEGAL FEES	99	-	-	99
			<u>99</u>	<u>-</u>	<u>-</u>	<u>99</u>
636/736	5495	METER READING	(2)	-	(2)	(3)
636/736	5735	COMPUTER MAINTENANCE	1,139	-	-	1,139
636/736	5745	COMPUTER AMORT & PROG COST	23	-	0	23
636/736	5750	INTERNET SUPPLIER	3	-	3	5
636/736	6015	EMPLOY FINDER FEES	304	-	-	304
636/736	6035	PAYROLL SERVICES	40	-	-	40
636/736	6045	TEMP EMPLOY - CLERICAL	54	-	(173)	(119)
636/736	6050	OTHER OUTSIDE SERVICES	-	-	-	-
			<u>1,561</u>	<u>-</u>	<u>(172)</u>	<u>1,389</u>
641/741	6090	RENT	-	-	-	-
			<u>-</u>	<u>-</u>	<u>-</u>	<u>-</u>
642/742	6365	EQUIPMENT RENTALS	-	-	-	-
			<u>-</u>	<u>-</u>	<u>-</u>	<u>-</u>
659/759	5715	INSURANCE-OTHER	834	-	-	834
			<u>834</u>	<u>-</u>	<u>-</u>	<u>834</u>
666/766	6065	RATE CASE AMORT EXPENSE	-	-	9,925	9,925
			<u>-</u>	<u>-</u>	<u>9,925</u>	<u>9,925</u>
667/767	6070	MISC REG MATTERS COMM EXP	15	-	-	15
			<u>15</u>	<u>-</u>	<u>-</u>	<u>15</u>
670/770	5505	AGENCY EXPENSE	-	-	-	-
670/770	5510	UNCOLLECTIBLE ACCOUNTS	26	-	-	26

			26	-	-	26
675/775	5545	CUSTOMER SERVICE PRINTING	26	-	-	26
675/775	5755	MICROFILMING	0	-	-	0
675/775	5760	WEBSITE DEVELOPMENT	-	-	-	-
675/775	5785	ADVERTISING/MARKETING	2	-	-	2
675/775	5790	BANK SERVICE CHARGE	(264)	-	3	(261)
675/775	5800	LETTER OF CREDIT FEE	-	-	1	1
675/775	5805	LICENSE FEES	0	-	-	0
675/775	5810	MEMBERSHIPS	12	-	6	18
675/775	5815	PENALTIES/FINES	-	-	-	-
675/775	5825	OTHER MISC EXPENSE	(45)	-	0	(44)
675/775	5855	ANSWERING SERVICE	-	-	35	35
675/775	5865	COPY MACHINE	1	-	0	2
675/775	5870	HOLIDAY EVENTS/PICNICS	1	-	-	1
675/775	5875	KITCHEN SUPPLIES	2	-	-	2
675/775	5885	PRINTING/BLUEPRINTS	3	-	10	12
675/775	5890	PUBL SUBSCRIPTIONS/TAPES	9	-	3	12
675/775	5895	SHIPPING CHARGES	(0)	-	32	32
675/775	5900	OTHER OFFICE EXPENSES	52	-	47	99
675/775	5930	OFFICE ELECTRIC	17	-	0	17
675/775	5935	OFFICE GAS	6	-	-	6
675/775	5940	OFFICE WATER	1	-	-	1
675/775	5945	OFFICE TELECOM	216	-	372	588
675/775	5950	OFFICE GARBAGE REMOVAL	6	-	7	12
675/775	5955	OFFICE LANDSCAPE / MOW / PLOW	24	-	6	30
675/775	5960	OFFICE ALARM SYS PHONE EXP	2	-	9	12
675/775	5965	OFFICE MAINTENANCE	29	-	49	78
675/775	5970	OFFICE CLEANING SERVICE	10	-	27	37
675/775	5975	OFFICE MACHINE/HEAT&COOL	3	-	-	3
675/775	5980	OTHER OFFICE UTILITIES	-	-	-	-
675/775	5985	TELEMETERING/PHONE EXPENSE	-	-	-	-
675/775	6185	TRAVEL LODGING	53	6	51	110
675/775	6190	TRAVEL AIRFARE	16	-	7	22
675/775	6195	TRAVEL TRANSPORTATION	8	-	5	13
675/775	6200	TRAVEL MEALS	11	3	12	26
675/775	6205	TRAVEL ENTERTAINMENT	1	-	-	1
675/775	6260	TEST-EQUIP/CHEMICAL	-	-	3	3
675/775	6360	COMMUNICATION EXPENSE	0	-	250	250
675/775	6385	UNIFORMS	0	-	10	10

675/775	6390	WEATHER/HURRICANE COSTS	-	-	-	-
			203	9	944	1,156
			5,193	9	15,436	20,639

**UIF - Orange**

<u>NARUC Number</u>	<u>Account Number</u>	<u>Account Description</u>	<u>WSC Allocation</u>	<u>Total RVP Allocation</u>	<u>Total Regional Allocation</u>	<u>Total UIF - Orange Allocation (from w/p 4Q(a) and 4Q(b))</u>
403	6445	DEPREC-ORGANIZATION (1)	-	-	1	1
403	6450	DEPREC-FRANCHISES (1)	-	-	2	2
403	6470	DEPREC-STRUCT & IMPRV GEN (1)	-	-	0	0
403	6485	DEPREC-WELLS & SPRINGS (1)	-	-	0	0
403	6510	DEPREC-ELEC PUMP EQP WTP (1)	-	-	44	44
403	6520	DEPREC-WATER TREATMENT EQP (1)	-	-	0	0
403	6530	DEPREC-TRANS & DISTR MAINS (1)	-	-	2	2
403	6535	DEPREC-SERVICE LINES (1)	-	-	1	1
403	6540	DEPREC-METERS (1)	-	-	20	20
403	6580	DEPREC-OFFICE STRUCTURE (1)	18	-	18	37
403	6585	DEPREC-OFFICE FURN/EQPT (1)	8	-	10	19
403	6595	DEPREC-TOOL SHOP & MISC EQPT (1)	0	-	14	14
403	6600	DEPREC-LABORATORY EQUIPMEN (1)	-	-	5	5
403	6610	DEPREC-COMMUNICATION EQPT (1)	2	-	-	2
403	6660	DEPREC-STRUCT/IMPRV PUMP (1)	-	-	-	-
403	6765	DEPREC-TREAT/DISP EQ TRT P (1)	-	-	-	-
403	6835	DEPREC-TOOL SHOP & MISC EQPT (1)	-	-	-	-
403	6920	DEPREC - MAINFRAME (1)	1	-	0	2
403	6921	DEPREC - MINI COMPUTER (1)	36	-	96	132
403	6922	COMP SYSTEM AMORTIZATION (1)	723	-	-	723
403	6923	MICRO SYSTEM AMORTIZATION (1)	38	-	2	41
			827	-	216	1,043
408.10	7535	FRANCHISE TAX	-	-	-	-
408.10	7540	GROSS RECEIPTS TAX	-	-	221	221
			-	-	221	221
408.11	7550	PROPERTY/OTHER GENERAL TAX	(18)	-	88	70
408.11	7555	REAL ESTATE TAX	31	-	0	31
			13	-	88	101

408.13	7560	SALES/USE TAX EXPENSE	-	-	-	-
			-	-	-	-
410.11	7600	DEF INCOME TAXES-STATE	31	-	-	31
			31	-	-	31
412.20	7585	AMORT OF INVEST TAX CREDIT	-	-	(19)	(19)
			-	-	(19)	(19)
414	7690	SALE OF EQUIPMENT	(1)	-	-	(1)
414	7691	NET BOOK VALUE-DISPOSAL	-	-	36	36
414	7693	DISPOSAL-PROCEEDS	-	-	1,437	1,437
			(1)	-	1,474	1,473
604/704	5820	TRAINING EXPENSE	8	0	8	15
			8	0	8	15
610/710	5455	PURCHASED SEWER TREATMENT	-	-	-	-
610/710	5465.10	ELEC PWR - WTR SYSTEM SRC SUPP	-	-	-	-
			-	-	-	-
618/718	5480	CHLORINE	-	-	-	-
618/718	5490	OTHER TREATMENT CHEMICALS	-	-	-	-
			-	-	-	-
620/720	5525	BILL STOCK	(5)	-	-	(5)
620/720	5530	BILLING COMPUTER SUPPLIES	19	-	-	19
620/720	5535	BILLING ENVELOPES	33	-	-	33
620/720	5540	BILLING POSTAGE	228	-	-	228
620/720	5740	COMPUTER SUPPLIES	(16)	-	-	(16)
620/720	5860	CLEANING SUPPLIES	-	-	-	-
620/720	5880	OFFICE SUPPLY STORES	3	-	9	13
620/720	6285	WATER-MAINT SUPPLIES	-	-	24	24
620/720	6290	WATER-MAINT REPAIRS	-	-	-	-
620/720	6300	WATER-ELEC EQUIPT REPAIR	-	-	4	4
620/720	6310	WATER-OTHER MAINT EXP	(0)	-	6	6
620/720	6320	SEWER-MAINT SUPPLIES	-	-	-	-
620/720	6325	SEWER-MAINT REPAIRS	-	-	-	-
620/720	6335	SEWER-ELEC EQUIPT REPAIR	-	-	-	-

620/720	6345	SEWER-OTHER MAINT EXP	-	-	-	-
620/720	6355	DEFERRED MAINT EXPENSE	37	-	300	337
620/720	6380	REPAIRS & MAINT-MAINT, LAND	-	-	-	-
			<u>300</u>	<u>-</u>	<u>344</u>	<u>644</u>
632/732	6005	ACCOUNTING STUDIES	-	-	-	-
632/732	6010	AUDIT FEES	33	-	-	33
632/732	6040	TAX RETURN REVIEW	9	-	-	9
			<u>42</u>	<u>-</u>	<u>-</u>	<u>42</u>
633/733	6025	LEGAL FEES	49	-	-	49
			<u>49</u>	<u>-</u>	<u>-</u>	<u>49</u>
636/736	5495	METER READING	(1)	-	(1)	(2)
636/736	5735	COMPUTER MAINTENANCE	566	-	-	566
636/736	5745	COMPUTER AMORT & PROG COST	11	-	0	11
636/736	5750	INTERNET SUPPLIER	1	-	1	3
636/736	6015	EMPLOY FINDER FEES	151	-	-	151
636/736	6035	PAYROLL SERVICES	20	-	-	20
636/736	6045	TEMP EMPLOY - CLERICAL	27	-	(86)	(59)
636/736	6050	OTHER OUTSIDE SERVICES	-	-	-	-
			<u>776</u>	<u>-</u>	<u>(86)</u>	<u>690</u>
641/741	6090	RENT	-	-	-	-
			<u>-</u>	<u>-</u>	<u>-</u>	<u>-</u>
642/742	6365	EQUIPMENT RENTALS	-	-	-	-
			<u>-</u>	<u>-</u>	<u>-</u>	<u>-</u>
659/759	5715	INSURANCE-OTHER	414	-	-	414
			<u>414</u>	<u>-</u>	<u>-</u>	<u>414</u>
666/766	6065	RATE CASE AMORT EXPENSE	-	-	4,931	4,931
			<u>-</u>	<u>-</u>	<u>4,931</u>	<u>4,931</u>
667/767	6070	MISC REG MATTERS COMM EXP	8	-	-	8
			<u>8</u>	<u>-</u>	<u>-</u>	<u>8</u>
670/770	5505	AGENCY EXPENSE	-	-	-	-
670/770	5510	UNCOLLECTIBLE ACCOUNTS	13	-	-	13

			13	-	-	13
675/775	5545	CUSTOMER SERVICE PRINTING	13	-	-	13
675/775	5755	MICROFILMING	0	-	-	0
675/775	5760	WEBSITE DEVELOPMENT	-	-	-	-
675/775	5785	ADVERTISING/MARKETING	1	-	-	1
675/775	5790	BANK SERVICE CHARGE	(131)	-	1	(130)
675/775	5800	LETTER OF CREDIT FEE	-	-	0	0
675/775	5805	LICENSE FEES	0	-	-	0
675/775	5810	MEMBERSHIPS	6	-	3	9
675/775	5815	PENALTIES/FINES	-	-	-	-
675/775	5825	OTHER MISC EXPENSE	(22)	-	0	(22)
675/775	5855	ANSWERING SERVICE	-	-	17	17
675/775	5865	COPY MACHINE	1	-	0	1
675/775	5870	HOLIDAY EVENTS/PICNICS	0	-	-	0
675/775	5875	KITCHEN SUPPLIES	1	-	-	1
675/775	5885	PRINTING/BLUEPRINTS	1	-	5	6
675/775	5890	PUBL SUBSCRIPTIONS/TAPES	4	-	2	6
675/775	5895	SHIPPING CHARGES	(0)	-	16	16
675/775	5900	OTHER OFFICE EXPENSES	26	-	23	49
675/775	5930	OFFICE ELECTRIC	8	-	0	9
675/775	5935	OFFICE GAS	3	-	-	3
675/775	5940	OFFICE WATER	1	-	-	1
675/775	5945	OFFICE TELECOM	107	-	185	292
675/775	5950	OFFICE GARBAGE REMOVAL	3	-	3	6
675/775	5955	OFFICE LANDSCAPE / MOW / PLOW	12	-	3	15
675/775	5960	OFFICE ALARM SYS PHONE EXP	1	-	5	6
675/775	5965	OFFICE MAINTENANCE	14	-	24	39
675/775	5970	OFFICE CLEANING SERVICE	5	-	13	19
675/775	5975	OFFICE MACHINE/HEAT&COOL	2	-	-	2
675/775	5980	OTHER OFFICE UTILITIES	-	-	-	-
675/775	5985	TELEMETERING/PHONE EXPENSE	-	-	-	-
675/775	6185	TRAVEL LODGING	26	3	25	55
675/775	6190	TRAVEL AIRFARE	8	-	3	11
675/775	6195	TRAVEL TRANSPORTATION	4	-	3	6
675/775	6200	TRAVEL MEALS	5	1	6	13
675/775	6205	TRAVEL ENTERTAINMENT	1	-	-	1
675/775	6260	TEST-EQUIP/CHEMICAL	-	-	1	1
675/775	6360	COMMUNICATION EXPENSE	0	-	124	124
675/775	6385	UNIFORMS	0	-	5	5



675/775	6390	WEATHER/HURRICANE COSTS	-	-	-	-
			101	5	469	574
			2,580	5	7,646	10,231

**UIF - Pasco**

<u>NARUC Number</u>	<u>Account Number</u>	<u>Account Description</u>	<u>WSC Allocation</u>	<u>Total RVP Allocation</u>	<u>Total Regional Allocation</u>	<u>Total UIF - Pasco Allocation (from w/p 4Q(a) and 4Q(b))</u>
403	6445	DEPREC-ORGANIZATION (1)	-	-	10	10
403	6450	DEPREC-FRANCHISES (1)	-	-	24	24
403	6470	DEPREC-STRUCT & IMPRV GEN (1)	-	-	0	0
403	6485	DEPREC-WELLS & SPRINGS (1)	-	-	1	1
403	6510	DEPREC-ELEC PUMP EQP WTP (1)	-	-	608	608
403	6520	DEPREC-WATER TREATMENT EQP (1)	-	-	1	1
403	6530	DEPREC-TRANS & DISTR MAINS (1)	-	-	31	31
403	6535	DEPREC-SERVICE LINES (1)	-	-	16	16
403	6540	DEPREC-METERS (1)	-	-	272	272
403	6580	DEPREC-OFFICE STRUCTURE (1)	256	-	253	509
403	6585	DEPREC-OFFICE FURN/EQPT (1)	113	-	143	256
403	6595	DEPREC-TOOL SHOP & MISC EQPT (1)	0	-	196	197
403	6600	DEPREC-LABORATORY EQUIPMEN (1)	-	-	66	66
403	6610	DEPREC-COMMUNICATION EQPT (1)	23	-	-	23
403	6660	DEPREC-STRUCT/IMPRV PUMP (1)	-	-	9	9
403	6765	DEPREC-TREAT/DISP EQ TRT P (1)	-	-	2	2
403	6835	DEPREC-TOOL SHOP & MISC EQPT (1)	-	-	-	-
403	6920	DEPREC - MAINFRAME (1)	17	-	6	22
403	6921	DEPREC - MINI COMPUTER (1)	493	-	1,333	1,826
403	6922	COMP SYSTEM AMORTIZATION (1)	10,004	-	-	10,004
403	6923	MICRO SYSTEM AMORTIZATION (1)	530	-	32	562
			11,436	-	3,003	14,439
408.10	7535	FRANCHISE TAX	-	-	-	-
408.10	7540	GROSS RECEIPTS TAX	-	-	3,060	3,060
			-	-	3,060	3,060
408.11	7550	PROPERTY/OTHER GENERAL TAX	(248)	-	1,211	963
408.11	7555	REAL ESTATE TAX	435	-	0	435
			187	-	1,211	1,398

408.13	7560	SALES/USE TAX EXPENSE	-	-	-	-
			-	-	-	-
410.11	7600	DEF INCOME TAXES-STATE	428	-	-	428
			428	-	-	428
412.20	7585	AMORT OF INVEST TAX CREDIT	-	-	(258)	(258)
			-	-	(258)	(258)
414	7690	SALE OF EQUIPMENT	(7)	-	-	(7)
414	7691	NET BOOK VALUE-DISPOSAL	-	-	504	504
414	7693	DISPOSAL-PROCEEDS	-	-	19,884	19,884
			(7)	-	20,388	20,380
604/704	5820	TRAINING EXPENSE	106	1	104	211
			106	1	104	211
610/710	5455	PURCHASED SEWER TREATMENT	-	-	-	-
610/710	5465.10	ELEC PWR - WTR SYSTEM SRC SUPP	-	-	-	-
			-	-	-	-
618/718	5480	CHLORINE	-	-	-	-
618/718	5490	OTHER TREATMENT CHEMICALS	-	-	-	-
			-	-	-	-
620/720	5525	BILL STOCK	(66)	-	-	(66)
620/720	5530	BILLING COMPUTER SUPPLIES	264	-	-	264
620/720	5535	BILLING ENVELOPES	452	-	-	452
620/720	5540	BILLING POSTAGE	3,160	-	-	3,160
620/720	5740	COMPUTER SUPPLIES	(217)	-	-	(217)
620/720	5860	CLEANING SUPPLIES	-	-	-	-
620/720	5880	OFFICE SUPPLY STORES	48	-	126	174
620/720	6285	WATER-MAINT SUPPLIES	-	-	242	242
620/720	6290	WATER-MAINT REPAIRS	-	-	-	-
620/720	6300	WATER-ELEC EQUIPT REPAIR	-	-	41	41
620/720	6310	WATER-OTHER MAINT EXP	(1)	-	64	63
620/720	6320	SEWER-MAINT SUPPLIES	-	-	-	-
620/720	6325	SEWER-MAINT REPAIRS	-	-	-	-
620/720	6335	SEWER-ELEC EQUIPT REPAIR	-	-	815	815

620/720	6345	SEWER-OTHER MAINT EXP	-	-	-	-
620/720	6355	DEFERRED MAINT EXPENSE	507	-	4,148	4,656
620/720	6380	REPAIRS & MAINT-MAINT, LAND	-	-	-	-
			<u>4,147</u>	<u>-</u>	<u>5,436</u>	<u>9,583</u>
632/732	6005	ACCOUNTING STUDIES	-	-	-	-
632/732	6010	AUDIT FEES	451	-	-	451
632/732	6040	TAX RETURN REVIEW	126	-	-	126
			<u>576</u>	<u>-</u>	<u>-</u>	<u>576</u>
633/733	6025	LEGAL FEES	680	-	-	680
			<u>680</u>	<u>-</u>	<u>-</u>	<u>680</u>
636/736	5495	METER READING	(11)	-	(12)	(23)
636/736	5735	COMPUTER MAINTENANCE	7,828	-	-	7,828
636/736	5745	COMPUTER AMORT & PROG COST	156	-	3	159
636/736	5750	INTERNET SUPPLIER	20	-	17	38
636/736	6015	EMPLOY FINDER FEES	2,086	-	-	2,086
636/736	6035	PAYROLL SERVICES	277	-	-	277
636/736	6045	TEMP EMPLOY - CLERICAL	374	-	(1,191)	(817)
636/736	6050	OTHER OUTSIDE SERVICES	-	-	-	-
			<u>10,731</u>	<u>-</u>	<u>(1,183)</u>	<u>9,548</u>
641/741	6090	RENT	-	-	-	-
			<u>-</u>	<u>-</u>	<u>-</u>	<u>-</u>
642/742	6365	EQUIPMENT RENTALS	-	-	-	-
			<u>-</u>	<u>-</u>	<u>-</u>	<u>-</u>
659/759	5715	INSURANCE-OTHER	5,728	-	-	5,728
			<u>5,728</u>	<u>-</u>	<u>-</u>	<u>5,728</u>
666/766	6065	RATE CASE AMORT EXPENSE	-	-	68,210	68,210
			<u>-</u>	<u>-</u>	<u>68,210</u>	<u>68,210</u>
667/767	6070	MISC REG MATTERS COMM EXP	105	-	-	105
			<u>105</u>	<u>-</u>	<u>-</u>	<u>105</u>
670/770	5505	AGENCY EXPENSE	-	-	-	-
670/770	5510	UNCOLLECTIBLE ACCOUNTS	177	-	-	177

			177	-	-	177
675/775	5545	CUSTOMER SERVICE PRINTING	176	-	-	176
675/775	5755	MICROFILMING	3	-	-	3
675/775	5760	WEBSITE DEVELOPMENT	-	-	-	-
675/775	5785	ADVERTISING/MARKETING	13	-	-	13
675/775	5790	BANK SERVICE CHARGE	(1,813)	-	20	(1,793)
675/775	5800	LETTER OF CREDIT FEE	-	-	3	3
675/775	5805	LICENSE FEES	1	-	-	1
675/775	5810	MEMBERSHIPS	82	-	39	121
675/775	5815	PENALTIES/FINES	-	-	-	-
675/775	5825	OTHER MISC EXPENSE	(306)	-	1	(305)
675/775	5855	ANSWERING SERVICE	-	-	242	242
675/775	5865	COPY MACHINE	8	-	3	11
675/775	5870	HOLIDAY EVENTS/PICNICS	4	-	-	4
675/775	5875	KITCHEN SUPPLIES	11	-	-	11
675/775	5885	PRINTING/BLUEPRINTS	18	-	66	84
675/775	5890	PUBL SUBSCRIPTIONS/TAPES	62	-	21	83
675/775	5895	SHIPPING CHARGES	(2)	-	220	219
675/775	5900	OTHER OFFICE EXPENSES	358	-	320	678
675/775	5930	OFFICE ELECTRIC	118	-	2	119
675/775	5935	OFFICE GAS	40	-	-	40
675/775	5940	OFFICE WATER	10	-	-	10
675/775	5945	OFFICE TELECOM	1,486	-	2,555	4,040
675/775	5950	OFFICE GARBAGE REMOVAL	38	-	47	85
675/775	5955	OFFICE LANDSCAPE / MOW / PLOW	164	-	43	207
675/775	5960	OFFICE ALARM SYS PHONE EXP	17	-	64	81
675/775	5965	OFFICE MAINTENANCE	200	-	337	537
675/775	5970	OFFICE CLEANING SERVICE	72	-	185	256
675/775	5975	OFFICE MACHINE/HEAT&COOL	21	-	-	21
675/775	5980	OTHER OFFICE UTILITIES	-	-	-	-
675/775	5985	TELEMETERING/PHONE EXPENSE	-	-	-	-
675/775	6185	TRAVEL LODGING	366	43	349	757
675/775	6190	TRAVEL AIRFARE	109	-	45	155
675/775	6195	TRAVEL TRANSPORTATION	53	-	35	88
675/775	6200	TRAVEL MEALS	76	21	85	181
675/775	6205	TRAVEL ENTERTAINMENT	8	-	-	8
675/775	6260	TEST-EQUIP/CHEMICAL	-	-	21	21
675/775	6360	COMMUNICATION EXPENSE	2	-	1,715	1,717
675/775	6385	UNIFORMS	1	-	68	70

675/775	6390	WEATHER/HURRICANE COSTS	-	-	-	-
			1,395	63	6,487	7,945
			35,688	64	106,459	142,211

**UIF - Pinellas**

<u>NARUC Number</u>	<u>Account Number</u>	<u>Account Description</u>	<u>WSC Allocation</u>	<u>Total RVP Allocation</u>	<u>Total Regional Allocation</u>	<u>Total UIF - Pinellas Allocation (from w/p 4Q(a) and 4Q(b))</u>
403	6445	DEPREC-ORGANIZATION (1)	-	-	1	1
403	6450	DEPREC-FRANCHISES (1)	-	-	2	2
403	6470	DEPREC-STRUCT & IMPRV GEN (1)	-	-	0	0
403	6485	DEPREC-WELLS & SPRINGS (1)	-	-	0	0
403	6510	DEPREC-ELEC PUMP EQP WTP (1)	-	-	63	63
403	6520	DEPREC-WATER TREATMENT EQP (1)	-	-	0	0
403	6530	DEPREC-TRANS & DISTR MAINS (1)	-	-	3	3
403	6535	DEPREC-SERVICE LINES (1)	-	-	2	2
403	6540	DEPREC-METERS (1)	-	-	28	28
403	6580	DEPREC-OFFICE STRUCTURE (1)	26	-	26	53
403	6585	DEPREC-OFFICE FURN/EQPT (1)	12	-	15	26
403	6595	DEPREC-TOOL SHOP & MISC EQPT (1)	0	-	20	20
403	6600	DEPREC-LABORATORY EQUIPMEN (1)	-	-	7	7
403	6610	DEPREC-COMMUNICATION EQPT (1)	2	-	-	2
403	6660	DEPREC-STRUCT/IMPRV PUMP (1)	-	-	-	-
403	6765	DEPREC-TREAT/DISP EQ TRT P (1)	-	-	-	-
403	6835	DEPREC-TOOL SHOP & MISC EQPT (1)	-	-	-	-
403	6920	DEPREC - MAINFRAME (1)	2	-	1	2
403	6921	DEPREC - MINI COMPUTER (1)	51	-	138	188
403	6922	COMP SYSTEM AMORTIZATION (1)	1,032	-	-	1,032
403	6923	MICRO SYSTEM AMORTIZATION (1)	55	-	3	58
			1,180	-	309	1,489
408.10	7535	FRANCHISE TAX	-	-	-	-
408.10	7540	GROSS RECEIPTS TAX	-	-	316	316
			-	-	316	316
408.11	7550	PROPERTY/OTHER GENERAL TAX	(26)	-	125	99
408.11	7555	REAL ESTATE TAX	45	-	0	45
			19	-	125	144

408.13	7560	SALES/USE TAX EXPENSE	-	-	-	-
			-	-	-	-
410.11	7600	DEF INCOME TAXES-STATE	44	-	-	44
			44	-	-	44
412.20	7585	AMORT OF INVEST TAX CREDIT	-	-	(27)	(27)
			-	-	(27)	(27)
414	7690	SALE OF EQUIPMENT	(1)	-	-	(1)
414	7691	NET BOOK VALUE-DISPOSAL	-	-	52	52
414	7693	DISPOSAL-PROCEEDS	-	-	2,052	2,052
			(1)	-	2,104	2,103
604/704	5820	TRAINING EXPENSE	11	0	11	22
			11	0	11	22
610/710	5455	PURCHASED SEWER TREATMENT	-	-	-	-
610/710	5465.10	ELEC PWR - WTR SYSTEM SRC SUPP	-	-	-	-
			-	-	-	-
618/718	5480	CHLORINE	-	-	-	-
618/718	5490	OTHER TREATMENT CHEMICALS	-	-	-	-
			-	-	-	-
620/720	5525	BILL STOCK	(7)	-	-	(7)
620/720	5530	BILLING COMPUTER SUPPLIES	27	-	-	27
620/720	5535	BILLING ENVELOPES	47	-	-	47
620/720	5540	BILLING POSTAGE	326	-	-	326
620/720	5740	COMPUTER SUPPLIES	(22)	-	-	(22)
620/720	5860	CLEANING SUPPLIES	-	-	-	-
620/720	5880	OFFICE SUPPLY STORES	5	-	13	18
620/720	6285	WATER-MAINT SUPPLIES	-	-	35	35
620/720	6290	WATER-MAINT REPAIRS	-	-	-	-
620/720	6300	WATER-ELEC EQUIPT REPAIR	-	-	6	6
620/720	6310	WATER-OTHER MAINT EXP	(0)	-	9	9
620/720	6320	SEWER-MAINT SUPPLIES	-	-	-	-
620/720	6325	SEWER-MAINT REPAIRS	-	-	-	-
620/720	6335	SEWER-ELEC EQUIPT REPAIR	-	-	-	-

620/720	6345	SEWER-OTHER MAINT EXP	-	-	-	-
620/720	6355	DEFERRED MAINT EXPENSE	52	-	428	480
620/720	6380	REPAIRS & MAINT-MAINT, LAND	-	-	-	-
			<u>428</u>	<u>-</u>	<u>491</u>	<u>919</u>
632/732	6005	ACCOUNTING STUDIES	-	-	-	-
632/732	6010	AUDIT FEES	47	-	-	47
632/732	6040	TAX RETURN REVIEW	13	-	-	13
			<u>59</u>	<u>-</u>	<u>-</u>	<u>59</u>
633/733	6025	LEGAL FEES	70	-	-	70
			<u>70</u>	<u>-</u>	<u>-</u>	<u>70</u>
636/736	5495	METER READING	(1)	-	(1)	(2)
636/736	5735	COMPUTER MAINTENANCE	808	-	-	808
636/736	5745	COMPUTER AMORT & PROG COST	16	-	0	16
636/736	5750	INTERNET SUPPLIER	2	-	2	4
636/736	6015	EMPLOY FINDER FEES	215	-	-	215
636/736	6035	PAYROLL SERVICES	29	-	-	29
636/736	6045	TEMP EMPLOY - CLERICAL	39	-	(123)	(84)
636/736	6050	OTHER OUTSIDE SERVICES	-	-	-	-
			<u>1,108</u>	<u>-</u>	<u>(122)</u>	<u>985</u>
641/741	6090	RENT	-	-	-	-
			<u>-</u>	<u>-</u>	<u>-</u>	<u>-</u>
642/742	6365	EQUIPMENT RENTALS	-	-	-	-
			<u>-</u>	<u>-</u>	<u>-</u>	<u>-</u>
659/759	5715	INSURANCE-OTHER	591	-	-	591
			<u>591</u>	<u>-</u>	<u>-</u>	<u>591</u>
666/766	6065	RATE CASE AMORT EXPENSE	-	-	7,040	7,040
			<u>-</u>	<u>-</u>	<u>7,040</u>	<u>7,040</u>
667/767	6070	MISC REG MATTERS COMM EXP	11	-	-	11
			<u>11</u>	<u>-</u>	<u>-</u>	<u>11</u>
670/770	5505	AGENCY EXPENSE	-	-	-	-
670/770	5510	UNCOLLECTIBLE ACCOUNTS	18	-	-	18

			18	-	-	18
675/775	5545	CUSTOMER SERVICE PRINTING	18	-	-	18
675/775	5755	MICROFILMING	0	-	-	0
675/775	5760	WEBSITE DEVELOPMENT	-	-	-	-
675/775	5785	ADVERTISING/MARKETING	1	-	-	1
675/775	5790	BANK SERVICE CHARGE	(187)	-	2	(185)
675/775	5800	LETTER OF CREDIT FEE	-	-	0	0
675/775	5805	LICENSE FEES	0	-	-	0
675/775	5810	MEMBERSHIPS	8	-	4	13
675/775	5815	PENALTIES/FINES	-	-	-	-
675/775	5825	OTHER MISC EXPENSE	(32)	-	0	(31)
675/775	5855	ANSWERING SERVICE	-	-	25	25
675/775	5865	COPY MACHINE	1	-	0	1
675/775	5870	HOLIDAY EVENTS/PICNICS	0	-	-	0
675/775	5875	KITCHEN SUPPLIES	1	-	-	1
675/775	5885	PRINTING/BLUEPRINTS	2	-	7	9
675/775	5890	PUBL SUBSCRIPTIONS/TAPES	6	-	2	9
675/775	5895	SHIPPING CHARGES	(0)	-	23	23
675/775	5900	OTHER OFFICE EXPENSES	37	-	33	70
675/775	5930	OFFICE ELECTRIC	12	-	0	12
675/775	5935	OFFICE GAS	4	-	-	4
675/775	5940	OFFICE WATER	1	-	-	1
675/775	5945	OFFICE TELECOM	153	-	264	417
675/775	5950	OFFICE GARBAGE REMOVAL	4	-	5	9
675/775	5955	OFFICE LANDSCAPE / MOW / PLOW	17	-	4	21
675/775	5960	OFFICE ALARM SYS PHONE EXP	2	-	7	8
675/775	5965	OFFICE MAINTENANCE	21	-	35	55
675/775	5970	OFFICE CLEANING SERVICE	7	-	19	26
675/775	5975	OFFICE MACHINE/HEAT&COOL	2	-	-	2
675/775	5980	OTHER OFFICE UTILITIES	-	-	-	-
675/775	5985	TELEMETERING/PHONE EXPENSE	-	-	-	-
675/775	6185	TRAVEL LODGING	38	4	36	78
675/775	6190	TRAVEL AIRFARE	11	-	5	16
675/775	6195	TRAVEL TRANSPORTATION	5	-	4	9
675/775	6200	TRAVEL MEALS	8	2	9	19
675/775	6205	TRAVEL ENTERTAINMENT	1	-	-	1
675/775	6260	TEST-EQUIP/CHEMICAL	-	-	2	2
675/775	6360	COMMUNICATION EXPENSE	0	-	177	177
675/775	6385	UNIFORMS	0	-	7	7



675/775	6390	WEATHER/HURRICANE COSTS	-	-	-	-
			144	7	670	820
			3,683	7	10,916	14,606

**UIF - Seminole**

<u>NARUC Number</u>	<u>Account Number</u>	<u>Account Description</u>	<u>WSC Allocation</u>	<u>Total RVP Allocation</u>	<u>Total Regional Allocation</u>	<u>Total UIF - Seminole Allocation (from w/p 4Q(a) and 4Q(b))</u>
403	6445	DEPREC-ORGANIZATION (1)	-	-	10	10
403	6450	DEPREC-FRANCHISES (1)	-	-	23	23
403	6470	DEPREC-STRUCT & IMPRV GEN (1)	-	-	0	0
403	6485	DEPREC-WELLS & SPRINGS (1)	-	-	1	1
403	6510	DEPREC-ELEC PUMP EQP WTP (1)	-	-	585	585
403	6520	DEPREC-WATER TREATMENT EQP (1)	-	-	1	1
403	6530	DEPREC-TRANS & DISTR MAINS (1)	-	-	30	30
403	6535	DEPREC-SERVICE LINES (1)	-	-	16	16
403	6540	DEPREC-METERS (1)	-	-	261	261
403	6580	DEPREC-OFFICE STRUCTURE (1)	246	-	244	490
403	6585	DEPREC-OFFICE FURN/EQPT (1)	109	-	137	246
403	6595	DEPREC-TOOL SHOP & MISC EQPT (1)	0	-	189	189
403	6600	DEPREC-LABORATORY EQUIPMEN (1)	-	-	64	64
403	6610	DEPREC-COMMUNICATION EQPT (1)	22	-	-	22
403	6660	DEPREC-STRUCT/IMPRV PUMP (1)	-	-	10	10
403	6765	DEPREC-TREAT/DISP EQ TRT P (1)	-	-	2	2
403	6835	DEPREC-TOOL SHOP & MISC EQPT (1)	-	-	-	-
403	6920	DEPREC - MAINFRAME (1)	16	-	5	21
403	6921	DEPREC - MINI COMPUTER (1)	474	-	1,282	1,755
403	6922	COMP SYSTEM AMORTIZATION (1)	9,617	-	-	9,617
403	6923	MICRO SYSTEM AMORTIZATION (1)	510	-	31	541
			10,994	-	2,890	13,883
408.10	7535	FRANCHISE TAX	-	-	-	-
408.10	7540	GROSS RECEIPTS TAX	-	-	2,942	2,942
			-	-	2,942	2,942
408.11	7550	PROPERTY/OTHER GENERAL TAX	(238)	-	1,164	926
408.11	7555	REAL ESTATE TAX	418	-	0	418
			179	-	1,164	1,344

408.13	7560	SALES/USE TAX EXPENSE	-	-	-	-
			-	-	-	-
410.11	7600	DEF INCOME TAXES-STATE	411	-	-	411
			411	-	-	411
412.20	7585	AMORT OF INVEST TAX CREDIT	-	-	(248)	(248)
			-	-	(248)	(248)
414	7690	SALE OF EQUIPMENT	(7)	-	-	(7)
414	7691	NET BOOK VALUE-DISPOSAL	-	-	484	484
414	7693	DISPOSAL-PROCEEDS	-	-	19,115	19,115
			(7)	-	19,599	19,592
604/704	5820	TRAINING EXPENSE	102	1	100	203
			102	1	100	203
610/710	5455	PURCHASED SEWER TREATMENT	-	-	-	-
610/710	5465.10	ELEC PWR - WTR SYSTEM SRC SUPP	-	-	-	-
			-	-	-	-
618/718	5480	CHLORINE	-	-	-	-
618/718	5490	OTHER TREATMENT CHEMICALS	-	-	-	-
			-	-	-	-
620/720	5525	BILL STOCK	(63)	-	-	(63)
620/720	5530	BILLING COMPUTER SUPPLIES	253	-	-	253
620/720	5535	BILLING ENVELOPES	434	-	-	434
620/720	5540	BILLING POSTAGE	3,038	-	-	3,038
620/720	5740	COMPUTER SUPPLIES	(209)	-	-	(209)
620/720	5860	CLEANING SUPPLIES	-	-	-	-
620/720	5880	OFFICE SUPPLY STORES	46	-	121	168
620/720	6285	WATER-MAINT SUPPLIES	-	-	212	212
620/720	6290	WATER-MAINT REPAIRS	-	-	-	-
620/720	6300	WATER-ELEC EQUIPT REPAIR	-	-	35	35
620/720	6310	WATER-OTHER MAINT EXP	(1)	-	56	55
620/720	6320	SEWER-MAINT SUPPLIES	-	-	-	-
620/720	6325	SEWER-MAINT REPAIRS	-	-	-	-
620/720	6335	SEWER-ELEC EQUIPT REPAIR	-	-	967	967

620/720	6345	SEWER-OTHER MAINT EXP	-	-	-	-
620/720	6355	DEFERRED MAINT EXPENSE	488	-	3,988	4,476
620/720	6380	REPAIRS & MAINT-MAINT, LAND	-	-	-	-
			<u>3,986</u>	<u>-</u>	<u>5,378</u>	<u>9,365</u>
632/732	6005	ACCOUNTING STUDIES	-	-	-	-
632/732	6010	AUDIT FEES	433	-	-	433
632/732	6040	TAX RETURN REVIEW	121	-	-	121
			<u>554</u>	<u>-</u>	<u>-</u>	<u>554</u>
633/733	6025	LEGAL FEES	654	-	-	654
			<u>654</u>	<u>-</u>	<u>-</u>	<u>654</u>
636/736	5495	METER READING	(10)	-	(12)	(22)
636/736	5735	COMPUTER MAINTENANCE	7,526	-	-	7,526
636/736	5745	COMPUTER AMORT & PROG COST	150	-	3	153
636/736	5750	INTERNET SUPPLIER	19	-	17	36
636/736	6015	EMPLOY FINDER FEES	2,006	-	-	2,006
636/736	6035	PAYROLL SERVICES	266	-	-	266
636/736	6045	TEMP EMPLOY - CLERICAL	360	-	(1,145)	(786)
636/736	6050	OTHER OUTSIDE SERVICES	-	-	-	-
			<u>10,316</u>	<u>-</u>	<u>(1,137)</u>	<u>9,179</u>
641/741	6090	RENT	-	-	-	-
			<u>-</u>	<u>-</u>	<u>-</u>	<u>-</u>
642/742	6365	EQUIPMENT RENTALS	-	-	-	-
			<u>-</u>	<u>-</u>	<u>-</u>	<u>-</u>
659/759	5715	INSURANCE-OTHER	5,507	-	-	5,507
			<u>5,507</u>	<u>-</u>	<u>-</u>	<u>5,507</u>
666/766	6065	RATE CASE AMORT EXPENSE	-	-	65,573	65,573
			<u>-</u>	<u>-</u>	<u>65,573</u>	<u>65,573</u>
667/767	6070	MISC REG MATTERS COMM EXP	101	-	-	101
			<u>101</u>	<u>-</u>	<u>-</u>	<u>101</u>
670/770	5505	AGENCY EXPENSE	-	-	-	-
670/770	5510	UNCOLLECTIBLE ACCOUNTS	170	-	-	170

			170	-	-	170
675/775	5545	CUSTOMER SERVICE PRINTING	170	-	-	170
675/775	5755	MICROFILMING	3	-	-	3
675/775	5760	WEBSITE DEVELOPMENT	-	-	-	-
675/775	5785	ADVERTISING/MARKETING	12	-	-	12
675/775	5790	BANK SERVICE CHARGE	(1,743)	-	19	(1,724)
675/775	5800	LETTER OF CREDIT FEE	-	-	3	3
675/775	5805	LICENSE FEES	0	-	-	0
675/775	5810	MEMBERSHIPS	79	-	38	116
675/775	5815	PENALTIES/FINES	-	-	-	-
675/775	5825	OTHER MISC EXPENSE	(294)	-	1	(293)
675/775	5855	ANSWERING SERVICE	-	-	232	232
675/775	5865	COPY MACHINE	8	-	3	11
675/775	5870	HOLIDAY EVENTS/PICNICS	4	-	-	4
675/775	5875	KITCHEN SUPPLIES	10	-	-	10
675/775	5885	PRINTING/BLUEPRINTS	17	-	64	81
675/775	5890	PUBL SUBSCRIPTIONS/TAPES	60	-	20	80
675/775	5895	SHIPPING CHARGES	(2)	-	212	210
675/775	5900	OTHER OFFICE EXPENSES	344	-	307	651
675/775	5930	OFFICE ELECTRIC	113	-	2	115
675/775	5935	OFFICE GAS	38	-	-	38
675/775	5940	OFFICE WATER	10	-	-	10
675/775	5945	OFFICE TELECOM	1,428	-	2,456	3,884
675/775	5950	OFFICE GARBAGE REMOVAL	37	-	45	82
675/775	5955	OFFICE LANDSCAPE / MOW / PLOW	158	-	42	199
675/775	5960	OFFICE ALARM SYS PHONE EXP	16	-	62	78
675/775	5965	OFFICE MAINTENANCE	193	-	324	517
675/775	5970	OFFICE CLEANING SERVICE	69	-	177	247
675/775	5975	OFFICE MACHINE/HEAT&COOL	21	-	-	21
675/775	5980	OTHER OFFICE UTILITIES	-	-	-	-
675/775	5985	TELEMETERING/PHONE EXPENSE	-	-	-	-
675/775	6185	TRAVEL LODGING	351	41	336	728
675/775	6190	TRAVEL AIRFARE	105	-	44	149
675/775	6195	TRAVEL TRANSPORTATION	51	-	34	85
675/775	6200	TRAVEL MEALS	73	20	81	174
675/775	6205	TRAVEL ENTERTAINMENT	7	-	-	7
675/775	6260	TEST-EQUIP/CHEMICAL	-	-	20	20
675/775	6360	COMMUNICATION EXPENSE	2	-	1,649	1,651
675/775	6385	UNIFORMS	1	-	66	67

675/775

6390

WEATHER/HURRICANE COSTS

-	-	-	-
1,341	61	6,236	7,638
34,308	62	102,498	136,868

w/p 4Q

<u>UIF Marion UA</u> <u>Ledger Per Books</u>	<u>UIF - Marion</u> <u>252103 Per Books</u>	<u>Total UIF - Marion</u> <u>Per Books</u>	<u>Adjustment</u>
-	-	-	1
-	-	-	3
-	-	-	0
-	-	-	0
-	-	-	89
-	-	-	0
-	-	-	4
-	-	-	2
-	-	-	40
89	-	89	(15)
55	-	55	(18)
43	39	83	(54)
-	1	1	8
4	-	4	(1)
-	-	-	1
-	-	-	0
-	-	-	-
1,864	-	1,864	(1,861)
-	-	-	266
-	-	-	1,456
-	-	-	82
<hr/> 2,055	<hr/> 41	<hr/> 2,096	<hr/> 4
-	-	-	-
<hr/> -	<hr/> -	<hr/> -	<hr/> 445
<hr/> -	<hr/> -	<hr/> -	<hr/> 445
(36)	-	(36)	176
62	-	62	1
<hr/> 27	<hr/> -	<hr/> 27	<hr/> 177

-	-	-	-
-	-	-	-
-	-	-	62
-	-	-	62
-	-	-	(38)
-	-	-	(38)
(1)	-	(1)	(0)
0	-	0	73
(15)	-	(15)	2,908
(16)	-	(16)	2,981
20	-	20	11
20	-	20	11
-	-	-	-
-	-	-	-
-	-	-	-
0	-	0	(0)
-	-	-	-
0	-	0	(0)
(9)	-	(9)	(1)
37	-	37	1
62	-	62	3
444	-	444	15
(30)	-	(30)	(2)
-	-	-	-
27	-	27	(2)
5	-	5	38
-	-	-	-
-	-	-	7
(0)	-	(0)	11
-	-	-	-
-	-	-	-
-	-	-	54

-	-	-	-
71	-	71	606
0	-	0	(0)
609	-	609	732
-	-	-	-
63	-	63	2
18	-	18	1
81	-	81	3
96	-	96	3
96	-	96	3
(1)	-	(1)	(2)
1,092	-	1,092	47
23	-	23	1
6	-	6	(0)
289	-	289	15
39	-	39	1
(131)	-	(131)	12
-	-	-	-
1,315	-	1,315	74
-	-	-	-
-	-	-	-
-	-	-	-
-	-	-	-
791	-	791	43
791	-	791	43
-	-	-	9,925
-	-	-	9,925
-	-	-	15
-	-	-	15
-	-	-	-
25	-	25	1



25	-	25	1
25	-	25	1
0	-	0	0
-	-	-	-
2	-	2	0
(252)	-	(252)	(9)
-	-	-	1
0	-	0	0
12	-	12	5
-	-	-	-
(42)	-	(42)	(2)
39	-	39	(4)
2	-	2	(0)
1	-	1	0
2	-	2	0
14	-	14	(1)
12	-	12	0
24	-	24	8
99	-	99	(0)
17	-	17	1
6	-	6	0
1	-	1	0
617	-	617	(29)
13	-	13	(1)
30	-	30	0
13	-	13	(1)
83	-	83	(5)
40	-	40	(2)
3	-	3	(0)
-	-	-	-
-	-	-	-
100	-	100	10
21	-	21	2
12	-	12	1
24	-	24	2
1	-	1	0
-	-	-	3
214	-	214	35
5	-	5	6

-	-	-	-
1,137	-	1,137	20

6,140	41	6,180	14,458
-------	----	-------	--------

<u>UIF - Orange</u> <u>UA Ledger Per Books</u>	<u>UIF - Orange</u> <u>252105 Per Books</u>	<u>Total UIF - Orange</u> <u>Per Books</u>	<u>Adjustment</u>
-	-	-	1
-	-	-	2
-	-	-	0
-	-	-	0
-	-	-	44
-	-	-	0
-	-	-	2
-	34	34	(33)
-	320	320	(300)
51	-	51	(14)
32	-	32	(13)
25	988	1,013	(998)
-	-	-	5
2	83	86	(84)
-	-	-	-
-	-	-	-
-	-	-	-
930	-	930	(929)
-	-	-	132
-	-	-	723
-	-	-	41
1,040	1,425	2,465	(1,422)
-	-	-	-
-	-	-	221
-	-	-	221
(18)	-	(18)	87
31	-	31	0
13	-	13	88

-	-	-	-
-	-	-	-
-	-	-	31
-	-	-	31
-	-	-	(19)
-	-	-	(19)
(1)	-	(1)	(0)
0	-	0	36
(7)	-	(7)	1,445
(8)	-	(8)	1,481
10	-	10	5
10	-	10	5
-	-	-	-
-	-	-	-
-	-	-	-
0	-	0	(0)
-	-	-	-
0	-	0	(0)
(5)	-	(5)	(0)
19	-	19	0
31	-	31	1
222	-	222	6
(15)	-	(15)	(1)
-	-	-	-
14	-	14	(1)
3	-	3	21
-	-	-	-
-	-	-	4
(0)	-	(0)	6
-	-	-	-
-	-	-	-
-	-	-	-

-	-	-	-
36	-	36	301
0	-	0	(0)
305	-	305	339
-	-	-	-
32	-	32	1
9	-	9	0
41	-	41	1
48	-	48	1
48	-	48	1
(1)	-	(1)	(1)
544	-	544	22
11	-	11	0
3	-	3	(0)
145	-	145	6
19	-	19	1
(66)	-	(66)	7
-	-	-	-
656	-	656	34
-	-	-	-
-	-	-	-
-	-	-	-
-	-	-	-
394	-	394	20
394	-	394	20
-	-	-	4,931
-	-	-	4,931
-	-	-	8
-	-	-	8
-	-	-	-
12	-	12	0

12	-	12	0
13	-	13	0
0	-	0	0
-	-	-	-
1	-	1	0
(125)	-	(125)	(4)
-	-	-	0
0	-	0	(0)
6	-	6	3
-	-	-	-
(21)	-	(21)	(1)
20	-	20	(2)
1	-	1	(0)
0	-	0	0
1	-	1	0
7	-	7	(1)
6	-	6	0
12	-	12	4
49	-	49	(0)
8	-	8	0
3	-	3	0
1	-	1	0
308	-	308	(16)
6	-	6	(0)
15	-	15	0
6	-	6	(0)
42	-	42	(3)
20	-	20	(1)
2	-	2	(0)
-	-	-	-
-	-	-	-
50	-	50	5
10	-	10	1
6	-	6	1
12	-	12	1
1	-	1	0
-	-	-	1
107	-	107	17
2	-	2	3

-	-	-	-
568	-	568	6

3,079	1,425	4,505	5,726
-------	-------	-------	-------

<u>UIF - Pasco</u> <u>UA Ledger Per Books</u>	<u>UIF - Pasco</u> <u>252101 Per Books</u>	<u>UIF - Pasco</u> <u>252102 Per Books</u>	<u>Total UIF - Pasco</u> <u>Per Books</u>	<u>Adjustment</u>
-	-	-	-	10
-	-	-	-	24
-	-	-	-	0
-	-	-	-	1
-	-	-	-	608
-	-	-	-	1
-	-	-	-	31
-	-	-	-	16
-	-	301	301	(29)
503	-	-	503	6
313	-	57	369	(113)
246	-	348	594	(397)
-	-	4	4	62
23	-	20	43	(20)
-	-	-	-	9
-	-	-	-	2
0	-	-	0	(0)
12,852	-	-	12,852	(12,829)
-	-	-	-	1,826
-	-	-	-	10,004
-	-	-	-	562
13,937	-	729	14,666	(227)
-	-	-	-	-
-	-	-	-	3,060
-	-	-	-	3,060
(244)	-	-	(244)	1,207
428	-	5	433	2
184	-	5	189	1,209

-	-	-	-	-
-	-	-	-	-
-	-	-	-	428
-	-	-	-	428
-	-	-	-	(258)
-	-	-	-	(258)
(7)	-	-	(7)	(0)
0	-	-	0	503
(103)	-	-	(103)	19,987
(109)	-	-	(109)	20,489
136	-	-	136	76
136	-	-	136	76
-	-	-	-	-
-	-	-	-	-
-	-	-	-	-
1	-	-	1	(1)
-	-	-	-	-
1	-	-	1	(1)
(63)	-	-	(63)	(3)
257	-	-	257	7
432	-	-	432	19
3,065	-	-	3,065	95
(206)	-	-	(206)	(11)
-	-	-	-	-
188	-	-	188	(14)
30	40	-	69	173
-	-	-	-	-
-	93	-	93	(53)
(1)	147	-	145	(83)
-	-	-	-	-
-	-	-	-	-
-	-	-	-	815

-	-	-	-	-
491	-	-	491	4,164
2	-	-	2	(2)
4,194	280	-	4,474	5,109
-	-	-	-	-
441	-	-	441	10
124	-	-	124	2
565	-	-	565	12
664	-	-	664	16
664	-	-	664	16
(10)	(210)	-	(220)	197
7,524	-	-	7,524	304
156	-	-	156	2
39	-	-	39	(1)
2,002	-	-	2,002	84
267	-	-	267	10
(916)	-	-	(916)	99
-	-	-	-	-
9,062	(210)	-	8,852	695
-	-	-	-	-
-	-	-	-	-
-	-	-	-	-
-	-	-	-	-
5,453	-	-	5,453	276
5,453	-	-	5,453	276
-	-	-	-	68,210
-	-	-	-	68,210
-	-	-	-	105
-	-	-	-	105
-	-	-	-	-
172	-	-	172	5



172	-	-	172	5
173	-	-	173	3
3	-	-	3	0
-	-	-	-	-
12	-	-	12	1
(1,728)	-	-	(1,728)	(65)
-	-	-	-	3
0	-	-	0	0
86	-	-	86	35
-	-	-	-	-
(292)	-	-	(292)	(13)
271	-	-	271	(29)
12	-	-	12	(0)
4	-	-	4	0
10	-	-	10	0
93	-	-	93	(9)
83	-	-	83	0
167	771	771	1,709	(1,491)
683	289	-	972	(295)
115	-	-	115	4
38	-	-	38	2
10	-	-	10	0
4,258	-	-	4,258	(217)
89	-	-	89	(4)
207	-	-	207	1
86	-	54	140	(59)
575	-	-	575	(37)
274	-	-	274	(17)
22	-	-	22	(0)
-	-	-	-	-
-	-	-	-	-
693	-	-	693	65
144	-	-	144	10
81	-	-	81	8
166	-	-	166	16
7	-	-	7	0
-	501	-	501	(480)
1,479	-	-	1,479	238
31	-	601	632	(562)

-	-	-	-	-
7,851	1,561	1,426	10,838	(2,893)
42,108	1,631	2,160	45,899	96,312

UIF - Pinellas  
Per Books

Adjustment

-	1
-	2
-	0
-	0
-	63
-	0
-	3
-	2
-	28
71	(19)
44	(18)
35	(15)
-	7
3	(1)
-	-
-	-
-	-
1,308	(1,306)
-	188
-	1,032
-	58
1,462	27
-	-
-	316
-	316
(24)	124
43	2
18	126

-	-
-	-
-	44
-	44
-	(27)
-	(27)
(1)	(0)
0	52
(10)	2,062
(11)	2,114
14	8
14	8
-	-
-	-
-	-
0	(0)
-	-
0	(0)
(6)	(0)
26	1
44	2
310	16
(21)	(1)
-	-
19	(1)
4	31
-	-
-	6
(0)	9
-	-
-	-
-	-

-	-
50	431
(0)	0
425	494

-	-
44	2
12	1
56	3

67	4
67	4

(1)	(1)
770	38
16	1
4	(0)
205	10
27	1
(96)	12
-	-
924	61

-	-
-	-

-	-
-	-

564	27
564	27

-	7,040
-	7,040

-	11
-	11

-	-
17	1

---

---

17

1

17

1

0

0

-

-

1

0

(179)

(6)

-

0

0

0

9

4

-

-

(30)

(1)

27

(2)

1

0

0

0

1

0

9

(1)

8

0

17

6

69

0

12

1

4

0

1

0

433

(16)

9

(0)

21

0

9

(0)

58

(2)

28

(1)

2

0

-

-

-

-

70

8

15

1

8

1

17

2

1

0

-

2

150

27

3

4

-	-
794	26

4,331					10,275
-------	--	--	--	--	--------

<u>UIF - Seminole</u> <u>UA Ledger Per Books</u>	<u>UIF - Seminole</u> <u>252100 Per Books</u>	<u>UIF - Seminole</u> <u>252104 Per Books</u>	<u>UIF - Seminole</u> <u>252109 Per Books</u>	<u>Total UIF - Seminole</u> <u>Per Books</u>	<u>Adjustment</u>
-	-	-	-	-	10
-	1	-	26	27	(4)
-	-	-	1	1	(0)
-	-	-	2	2	(1)
-	41	-	1,348	1,388	(804)
-	-	-	2	2	(1)
-	-	-	70	70	(41)
-	3	-	-	3	13
-	-	-	-	-	261
439	-	-	-	439	51
273	-	-	-	273	(26)
214	-	-	-	214	(25)
-	-	-	-	-	64
20	-	-	-	20	2
-	20	-	-	20	(10)
-	2	-	-	2	0
0	-	-	-	0	(0)
12,345	-	-	-	12,345	(12,324)
-	-	-	-	-	1,755
-	-	-	-	-	9,617
-	-	-	-	-	541
13,292	67	-	1,448	14,807	(924)
-	-	-	-	-	-
-	6,984	-	-	6,984	(4,042)
-	6,984	-	-	6,984	(4,042)
(235)	-	-	27,060	26,825	(25,899)
411	-	-	-	411	7
176	-	-	27,060	27,236	(25,892)

-	-	-	-	-	-
-	-	-	-	-	-
-	-	-	-	-	411
-	-	-	-	-	411
-	-	-	(589)	(589)	341
-	-	-	(589)	(589)	341
(7)	-	-	-	(7)	(0)
0	-	-	1,318	1,318	(834)
(99)	-	-	-	(99)	19,214
(105)	-	-	1,318	1,212	18,380
130	1,160	-	-	1,290	(1,087)
130	1,160	-	-	1,290	(1,087)
-	-	-	-	-	-
-	-	-	-	-	-
-	-	-	-	-	-
1	-	(25)	-	(24)	24
-	-	-	-	-	-
1	-	(25)	-	(24)	24
(60)	-	-	-	(60)	(3)
247	-	-	-	247	7
415	-	-	-	415	19
2,944	-	-	-	2,944	94
(198)	-	-	-	(198)	(11)
-	-	-	-	-	-
180	-	-	-	180	(13)
26	100	-	-	126	86
-	-	-	-	-	-
-	-	-	-	-	35
(1)	-	-	-	(1)	56
-	-	-	-	-	-
-	-	-	-	-	-
-	1,836	-	-	1,836	(869)

-	-	-	-	-	-
472	-	-	9,468	9,940	(5,464)
2	-	-	-	2	(2)
4,026	1,936	-	9,468	15,430	(6,065)
-	-	-	-	-	-
422	-	-	-	422	11
118	-	-	-	118	3
541	-	-	-	541	13
638	-	-	-	638	16
638	-	-	-	638	16
(10)	-	-	-	(10)	(12)
7,229	-	-	-	7,229	297
150	-	-	-	150	3
37	-	-	-	37	(1)
1,922	-	-	-	1,922	84
256	-	-	-	256	10
(877)	-	-	-	(877)	92
-	-	-	-	-	-
8,707	-	-	-	8,707	472
-	-	-	-	-	-
-	-	-	-	-	-
-	-	-	-	-	-
-	-	-	-	-	-
5,238	-	-	-	5,238	269
5,238	-	-	-	5,238	269
-	-	-	155,679	155,679	(90,106)
-	-	-	155,679	155,679	(90,106)
-	-	-	-	-	101
-	-	-	-	-	101
-	-	-	-	-	-
165	-	-	-	165	5



165	-	-	-	165	5
166	-	-	-	166	3
3	-	-	-	3	0
-	-	-	-	-	-
12	-	-	-	12	1
(1,661)	349	-	-	(1,312)	(412)
-	60	-	-	60	(57)
0	-	-	-	0	0
82	-	-	538	620	(504)
-	-	-	-	-	-
(280)	31	-	-	(250)	(43)
260	-	-	-	260	(28)
11	-	-	-	11	(0)
3	-	-	-	3	0
10	-	-	-	10	0
89	-	-	-	89	(8)
80	-	-	-	80	0
161	-	-	-	161	49
656	61	-	-	717	(66)
111	-	-	-	111	4
36	-	-	-	36	2
9	-	-	-	9	0
4,090	-	-	-	4,090	(206)
85	-	-	-	85	(3)
199	-	-	-	199	1
83	-	-	-	83	(5)
552	-	-	-	552	(35)
263	-	-	-	263	(16)
21	-	-	-	21	(0)
-	-	-	-	-	-
-	-	-	-	-	-
665	-	-	-	665	63
138	-	-	-	138	10
78	-	-	-	78	7
159	-	-	-	159	15
7	-	-	-	7	0
-	-	-	(144)	(144)	164
1,421	-	-	-	1,421	230
30	-	-	-	30	37

-	-	-	-	-	-
7,540	501	-	394	8,434	(796)

40,349	10,648	(25)	194,777	245,749	(108,881)
--------	--------	------	---------	---------	-----------

**WSC ALLOCATION REVISIONS  
1Q 2008 GENERAL, COMPUTER, AND INSURANCE EXPENSES**

**w/p 1Q(a)**

**UIF - Marion**

<u>NARUC Number</u>	<u>Account Number</u>	<u>Account Description</u>	<u>WSC General Ledger Balance</u>	<u>UIF - Marion Allocation</u>
403	6580	DEPREC-OFFICE STRUCTURE	16,988	37
403	6585	DEPREC-OFFICE FURN/EQPT	7,533	16
403	6595	DEPREC-TOOL SHOP & MISC EQPT	20	0
403	6610	DEPREC-COMMUNICATION EQPT	1,554	3
403	6920	DEPREC - MAINFRAME (1)	9,385	20
403	6921	DEPREC - MINI COMPUTER (1)	32,744	71
403	6922	COMP SYSTEM AMORTIZATION (1)	630	1
403	6923	MICRO SYSTEM AMORTIZATION (1)	30,753	66
				<u>215</u>
408	7535	FRANCHISE TAX	60	0
				<u>0</u>
408	7550	PROPERTY/OTHER GENERAL TAX	(16,134)	(35)
408	7555	REAL ESTATE TAX	33,911	73
				<u>38</u>
604/704	5820	TRAINING EXPENSE	51,720	111
				<u>111</u>
620/720	5525	BILL STOCK	13,692	30
620/720	5530	BILLING COMPUTER SUPPLIES	3,322	7
620/720	5535	BILLING ENVELOPES	21,476	46
620/720	5540	BILLING POSTAGE	225,785	487
620/720	5740	COMPUTER SUPPLIES	23,446	51
620/720	5860	CLEANING SUPPLIES	965	2
620/720	5880	OFFICE SUPPLY STORES	869	2
620/720	6355	DEFERRED MAINT EXPENSE	4,968	11
				<u>635</u>

632/732	6010	AUDIT FEES	107,000	231
632/732	6040	TAX RETURN REVIEW	20,500	44
				<u>275</u>
633/733	6025	LEGAL FEES	5,949	13
				<u>13</u>
636/736	5735	COMPUTER MAINTENANCE	284,313	613
636/736	5745	COMPUTER AMORT & PROG COST	(30,853)	(66)
636/736	5750	INTERNET SUPPLIER	5,807	13
636/736	6035	PAYROLL SERVICES	17,331	37
636/736	6045	TEMP EMPLOY - CLERICAL	37,607	81
636/736	6050	OTHER OUTSIDE SERVICES	89,474	193
				<u>870</u>
659/759	5715	INSURANCE-OTHER	673,230	1,451
				<u>1,451</u>
670/770	5505	AGENCY EXPENSE	589	1
				<u>1</u>
675/775	5545	CUSTOMER SERVICE PRINTING	779	2
675/775	5755	MICROFILMING	2,513	5
675/775	5760	WEBSITE DEVELOPMENT	2,325	5
675/775	5790	BANK SERVICE CHARGE	155,176	334
675/775	5800	LETTER OF CREDIT FEE	8,949	19
675/775	5810	MEMBERSHIPS	130	0
675/775	5825	OTHER MISC EXPENSE	10,362	22
675/775	5855	ANSWERING SERVICE	1,133	2
675/775	5865	COPY MACHINE	2,086	4
675/775	5885	PRINTING/BLUEPRINTS	1,114	2
675/775	5890	PUBL SUBSCRIPTIONS/TAPES	853	2
675/775	5895	SHIPPING CHARGES	9	0
675/775	5900	OTHER OFFICE EXPENSES	23,932	52
675/775	5930	OFFICE ELECTRIC	9,538	21
675/775	5935	OFFICE GAS	3,061	7

675/775	5940	OFFICE WATER	342	1
675/775	5945	OFFICE TELECOM	99,983	215
675/775	5950	OFFICE GARBAGE REMOVAL	2,314	5
675/775	5955	OFFICE LANDSCAPE / MOW / PLOW	10,437	22
675/775	5960	OFFICE ALARM SYS PHONE EXP	4,144	9
675/775	5965	OFFICE MAINTENANCE	9,521	21
675/775	5970	OFFICE CLEANING SERVICE	11,027	24
675/775	5975	OFFICE MACHINE/HEAT&COOL	2,353	5
675/775	6185	TRAVEL LODGING	91,047	196
675/775	6190	TRAVEL AIRFARE	11,740	25
675/775	6195	TRAVEL TRANSPORTATION	12,765	28
675/775	6200	TRAVEL MEALS	4,295	9
675/775	6205	TRAVEL ENTERTAINMENT	688	1
675/775	6385	UNIFORMS	63	0
				<u>1,040</u>

#### UIF - Orange

<u>NARUC Number</u>	<u>Account Number</u>	<u>Account Description</u>	<u>WSC General Ledger Balance</u>	<u>UIF - Orange Allocation</u>
403	6580	DEPREC-OFFICE STRUCTURE	16,988	18
403	6585	DEPREC-OFFICE FURN/EQPT	7,533	8
403	6595	DEPREC-TOOL SHOP & MISC EQPT	20	0
403	6610	DEPREC-COMMUNICATION EQPT	1,554	2
403	6920	DEPREC - MAINFRAME (1)	9,385	10
403	6921	DEPREC - MINI COMPUTER (1)	32,744	35
403	6922	COMP SYSTEM AMORTIZATION (1)	630	1
403	6923	MICRO SYSTEM AMORTIZATION (1)	30,753	33
				<u>107</u>
408	7535	FRANCHISE TAX	60	0
				<u>0</u>
408	7550	PROPERTY/OTHER GENERAL TAX	(16,134)	(17)
408	7555	REAL ESTATE TAX	33,911	36
				<u>19</u>

604/704	5820	TRAINING EXPENSE	51,720	<u>55</u>
				<u>55</u>
620/720	5525	BILL STOCK	13,692	15
620/720	5530	BILLING COMPUTER SUPPLIES	3,322	4
620/720	5535	BILLING ENVELOPES	21,476	23
620/720	5540	BILLING POSTAGE	225,785	242
620/720	5740	COMPUTER SUPPLIES	23,446	25
620/720	5860	CLEANING SUPPLIES	965	1
620/720	5880	OFFICE SUPPLY STORES	869	1
620/720	6355	DEFERRED MAINT EXPENSE	4,968	5
				<u>315</u>
632/732	6010	AUDIT FEES	107,000	115
632/732	6040	TAX RETURN REVIEW	20,500	22
				<u>136</u>
633/733	6025	LEGAL FEES	5,949	6
				<u>6</u>
636/736	5735	COMPUTER MAINTENANCE	284,313	304
636/736	5745	COMPUTER AMORT & PROG COST	(30,853)	(33)
636/736	5750	INTERNET SUPPLIER	5,807	6
636/736	6035	PAYROLL SERVICES	17,331	19
636/736	6045	TEMP EMPLOY - CLERICAL	37,607	40
636/736	6050	OTHER OUTSIDE SERVICES	89,474	96
				<u>432</u>
659/759	5715	INSURANCE-OTHER	673,230	721
				<u>721</u>
670/770	5505	AGENCY EXPENSE	589	1
				<u>1</u>
675/775	5545	CUSTOMER SERVICE PRINTING	779	1
675/775	5755	MICROFILMING	2,513	3
675/775	5760	WEBSITE DEVELOPMENT	2,325	2

675/775	5790	BANK SERVICE CHARGE	155,176	166
675/775	5800	LETTER OF CREDIT FEE	8,949	10
675/775	5810	MEMBERSHIPS	130	0
675/775	5825	OTHER MISC EXPENSE	10,362	11
675/775	5855	ANSWERING SERVICE	1,133	1
675/775	5865	COPY MACHINE	2,086	2
675/775	5885	PRINTING/BLUEPRINTS	1,114	1
675/775	5890	PUBL SUBSCRIPTIONS/TAPES	853	1
675/775	5895	SHIPPING CHARGES	9	0
675/775	5900	OTHER OFFICE EXPENSES	23,932	26
675/775	5930	OFFICE ELECTRIC	9,538	10
675/775	5935	OFFICE GAS	3,061	3
675/775	5940	OFFICE WATER	342	0
675/775	5945	OFFICE TELECOM	99,983	107
675/775	5950	OFFICE GARBAGE REMOVAL	2,314	2
675/775	5955	OFFICE LANDSCAPE / MOW / PLOW	10,437	11
675/775	5960	OFFICE ALARM SYS PHONE EXP	4,144	4
675/775	5965	OFFICE MAINTENANCE	9,521	10
675/775	5970	OFFICE CLEANING SERVICE	11,027	12
675/775	5975	OFFICE MACHINE/HEAT&COOL	2,353	3
675/775	6185	TRAVEL LODGING	91,047	97
675/775	6190	TRAVEL AIRFARE	11,740	13
675/775	6195	TRAVEL TRANSPORTATION	12,765	14
675/775	6200	TRAVEL MEALS	4,295	5
675/775	6205	TRAVEL ENTERTAINMENT	688	1
675/775	6385	UNIFORMS	63	0
				517

**UIF - Pasco**

<u>NARUC Number</u>	<u>Account Number</u>	<u>Account Description</u>	<u>WSC General Ledger Balance</u>	<u>UIF - Pasco Allocation</u>
403	6580	DEPREC-OFFICE STRUCTURE	16,988	252
403	6585	DEPREC-OFFICE FURN/EQPT	7,533	112
403	6595	DEPREC-TOOL SHOP & MISC EQPT	20	0
403	6610	DEPREC-COMMUNICATION EQPT	1,554	23
403	6920	DEPREC - MAINFRAME (1)	9,385	139

403	6921	DEPREC - MINI COMPUTER (1)	32,744	485
403	6922	COMP SYSTEM AMORTIZATION (1)	630	9
403	6923	MICRO SYSTEM AMORTIZATION (1)	30,753	455
				<u>1,475</u>
408	7535	FRANCHISE TAX	60	1
				<u>1</u>
408	7550	PROPERTY/OTHER GENERAL TAX	(16,134)	(239)
408	7555	REAL ESTATE TAX	33,911	502
				<u>263</u>
604/704	5820	TRAINING EXPENSE	51,720	766
				<u>766</u>
620/720	5525	BILL STOCK	13,692	203
620/720	5530	BILLING COMPUTER SUPPLIES	3,322	49
620/720	5535	BILLING ENVELOPES	21,476	318
620/720	5540	BILLING POSTAGE	225,785	3,343
620/720	5740	COMPUTER SUPPLIES	23,446	347
620/720	5860	CLEANING SUPPLIES	965	14
620/720	5880	OFFICE SUPPLY STORES	869	13
620/720	6355	DEFERRED MAINT EXPENSE	4,968	74
				<u>4,361</u>
632/732	6010	AUDIT FEES	107,000	1,584
632/732	6040	TAX RETURN REVIEW	20,500	304
				<u>1,888</u>
633/733	6025	LEGAL FEES	5,949	88
				<u>88</u>
636/736	5735	COMPUTER MAINTENANCE	284,313	4,210
636/736	5745	COMPUTER AMORT & PROG COST	(30,853)	(457)
636/736	5750	INTERNET SUPPLIER	5,807	86
636/736	6035	PAYROLL SERVICES	17,331	257
636/736	6045	TEMP EMPLOY - CLERICAL	37,607	557



636/736	6050	OTHER OUTSIDE SERVICES	89,474	<u>1,325</u>
				<u>5,978</u>
659/759	5715	INSURANCE-OTHER	673,230	<u>9,969</u>
				<u>9,969</u>
670/770	5505	AGENCY EXPENSE	589	<u>9</u>
				<u>9</u>
675/775	5545	CUSTOMER SERVICE PRINTING	779	12
675/775	5755	MICROFILMING	2,513	37
675/775	5760	WEBSITE DEVELOPMENT	2,325	34
675/775	5790	BANK SERVICE CHARGE	155,176	2,298
675/775	5800	LETTER OF CREDIT FEE	8,949	133
675/775	5810	MEMBERSHIPS	130	2
675/775	5825	OTHER MISC EXPENSE	10,362	153
675/775	5855	ANSWERING SERVICE	1,133	17
675/775	5865	COPY MACHINE	2,086	31
675/775	5885	PRINTING/BLEUPRINTS	1,114	16
675/775	5890	PUBL SUBSCRIPTIONS/TAPES	853	13
675/775	5895	SHIPPING CHARGES	9	0
675/775	5900	OTHER OFFICE EXPENSES	23,932	354
675/775	5930	OFFICE ELECTRIC	9,538	141
675/775	5935	OFFICE GAS	3,061	45
675/775	5940	OFFICE WATER	342	5
675/775	5945	OFFICE TELECOM	99,983	1,481
675/775	5950	OFFICE GARBAGE REMOVAL	2,314	34
675/775	5955	OFFICE LANDSCAPE / MOW / PLOW	10,437	155
675/775	5960	OFFICE ALARM SYS PHONE EXP	4,144	61
675/775	5965	OFFICE MAINTENANCE	9,521	141
675/775	5970	OFFICE CLEANING SERVICE	11,027	163
675/775	5975	OFFICE MACHINE/HEAT&COOL	2,353	35
675/775	6185	TRAVEL LODGING	91,047	1,348
675/775	6190	TRAVEL AIRFARE	11,740	174
675/775	6195	TRAVEL TRANSPORTATION	12,765	189
675/775	6200	TRAVEL MEALS	4,295	64
675/775	6205	TRAVEL ENTERTAINMENT	688	10

675/775	6385	UNIFORMS	63	1
				<u>7,148</u>

**UIF - Pinellas**

<u>NARUC Number</u>	<u>Account Number</u>	<u>Account Description</u>	<u>WSC General Ledger Balance</u>	<u>UIF - Pinellas Allocation</u>
403	6580	DEPREC-OFFICE STRUCTURE	16,988	26
403	6585	DEPREC-OFFICE FURN/EQPT	7,533	12
403	6595	DEPREC-TOOL SHOP & MISC EQPT	20	0
403	6610	DEPREC-COMMUNICATION EQPT	1,554	2
403	6920	DEPREC - MAINFRAME (1)	9,385	14
403	6921	DEPREC - MINI COMPUTER (1)	32,744	50
403	6922	COMP SYSTEM AMORTIZATION (1)	630	1
403	6923	MICRO SYSTEM AMORTIZATION (1)	30,753	47
				<u>152</u>
408	7535	FRANCHISE TAX	60	0
				<u>0</u>
408	7550	PROPERTY/OTHER GENERAL TAX	(16,134)	(25)
408	7555	REAL ESTATE TAX	33,911	52
				<u>27</u>
604/704	5820	TRAINING EXPENSE	51,720	79
				<u>79</u>
620/720	5525	BILL STOCK	13,692	21
620/720	5530	BILLING COMPUTER SUPPLIES	3,322	5
620/720	5535	BILLING ENVELOPES	21,476	33
620/720	5540	BILLING POSTAGE	225,785	345
620/720	5740	COMPUTER SUPPLIES	23,446	36
620/720	5860	CLEANING SUPPLIES	965	1
620/720	5880	OFFICE SUPPLY STORES	869	1
620/720	6355	DEFERRED MAINT EXPENSE	4,968	8
				<u>450</u>

632/732	6010	AUDIT FEES	107,000	164
632/732	6040	TAX RETURN REVIEW	20,500	31
				<u>195</u>
633/733	6025	LEGAL FEES	5,949	9
				<u>9</u>
636/736	5735	COMPUTER MAINTENANCE	284,313	435
636/736	5745	COMPUTER AMORT & PROG COST	(30,853)	(47)
636/736	5750	INTERNET SUPPLIER	5,807	9
636/736	6035	PAYROLL SERVICES	17,331	26
636/736	6045	TEMP EMPLOY - CLERICAL	37,607	57
636/736	6050	OTHER OUTSIDE SERVICES	89,474	137
				<u>617</u>
659/759	5715	INSURANCE-OTHER	673,230	1,029
				<u>1,029</u>
670/770	5505	AGENCY EXPENSE	589	1
				<u>1</u>
675/775	5545	CUSTOMER SERVICE PRINTING	779	1
675/775	5755	MICROFILMING	2,513	4
675/775	5760	WEBSITE DEVELOPMENT	2,325	4
675/775	5790	BANK SERVICE CHARGE	155,176	237
675/775	5800	LETTER OF CREDIT FEE	8,949	14
675/775	5810	MEMBERSHIPS	130	0
675/775	5825	OTHER MISC EXPENSE	10,362	16
675/775	5855	ANSWERING SERVICE	1,133	2
675/775	5865	COPY MACHINE	2,086	3
675/775	5885	PRINTING/BLUEPRINTS	1,114	2
675/775	5890	PUBL SUBSCRIPTIONS/TAPES	853	1
675/775	5895	SHIPPING CHARGES	9	0
675/775	5900	OTHER OFFICE EXPENSES	23,932	37
675/775	5930	OFFICE ELECTRIC	9,538	15
675/775	5935	OFFICE GAS	3,061	5
675/775	5940	OFFICE WATER	342	1

675/775	5945	OFFICE TELECOM	99,983	153
675/775	5950	OFFICE GARBAGE REMOVAL	2,314	4
675/775	5955	OFFICE LANDSCAPE / MOW / PLOW	10,437	16
675/775	5960	OFFICE ALARM SYS PHONE EXP	4,144	6
675/775	5965	OFFICE MAINTENANCE	9,521	15
675/775	5970	OFFICE CLEANING SERVICE	11,027	17
675/775	5975	OFFICE MACHINE/HEAT&COOL	2,353	4
675/775	6185	TRAVEL LODGING	91,047	139
675/775	6190	TRAVEL AIRFARE	11,740	18
675/775	6195	TRAVEL TRANSPORTATION	12,765	20
675/775	6200	TRAVEL MEALS	4,295	7
675/775	6205	TRAVEL ENTERTAINMENT	688	1
675/775	6385	UNIFORMS	63	0
				<u>738</u>

**UIF - Seminole**

<u>NARUC Number</u>	<u>Account Number</u>	<u>Account Description</u>	<u>WSC General Ledger Balance</u>	<u>UIF - Seminole Allocation</u>
403	6580	DEPREC-OFFICE STRUCTURE	16,988	242
403	6585	DEPREC-OFFICE FURN/EQPT	7,533	107
403	6595	DEPREC-TOOL SHOP & MISC EQPT	20	0
403	6610	DEPREC-COMMUNICATION EQPT	1,554	22
403	6920	DEPREC - MAINFRAME (1)	9,385	134
403	6921	DEPREC - MINI COMPUTER (1)	32,744	466
403	6922	COMP SYSTEM AMORTIZATION (1)	630	9
403	6923	MICRO SYSTEM AMORTIZATION (1)	30,753	438
				<u>1,418</u>
408	7535	FRANCHISE TAX	60	1
				<u>1</u>
408	7550	PROPERTY/OTHER GENERAL TAX	(16,134)	(230)
408	7555	REAL ESTATE TAX	33,911	483
				<u>253</u>
604/704	5820	TRAINING EXPENSE	51,720	736

				<u>736</u>
620/720	5525	BILL STOCK	13,692	195
620/720	5530	BILLING COMPUTER SUPPLIES	3,322	47
620/720	5535	BILLING ENVELOPES	21,476	306
620/720	5540	BILLING POSTAGE	225,785	3,214
620/720	5740	COMPUTER SUPPLIES	23,446	334
620/720	5860	CLEANING SUPPLIES	965	14
620/720	5880	OFFICE SUPPLY STORES	869	12
620/720	6355	DEFERRED MAINT EXPENSE	4,968	71
				<u>4,193</u>
632/732	6010	AUDIT FEES	107,000	1,523
632/732	6040	TAX RETURN REVIEW	20,500	292
				<u>1,815</u>
633/733	6025	LEGAL FEES	5,949	85
				<u>85</u>
636/736	5735	COMPUTER MAINTENANCE	284,313	4,047
636/736	5745	COMPUTER AMORT & PROG COST	(30,853)	(439)
636/736	5750	INTERNET SUPPLIER	5,807	83
636/736	6035	PAYROLL SERVICES	17,331	247
636/736	6045	TEMP EMPLOY - CLERICAL	37,607	535
636/736	6050	OTHER OUTSIDE SERVICES	89,474	1,274
				<u>5,747</u>
659/759	5715	INSURANCE-OTHER	673,230	9,584
				<u>9,584</u>
670/770	5505	AGENCY EXPENSE	589	8
				<u>8</u>
675/775	5545	CUSTOMER SERVICE PRINTING	779	11
675/775	5755	MICROFILMING	2,513	36
675/775	5760	WEBSITE DEVELOPMENT	2,325	33
675/775	5790	BANK SERVICE CHARGE	155,176	2,209

675/775	5800	LETTER OF CREDIT FEE	8,949	127
675/775	5810	MEMBERSHIPS	130	2
675/775	5825	OTHER MISC EXPENSE	10,362	148
675/775	5855	ANSWERING SERVICE	1,133	16
675/775	5865	COPY MACHINE	2,086	30
675/775	5885	PRINTING/BUEPRINTS	1,114	16
675/775	5890	PUBL SUBSCRIPTIONS/TAPES	853	12
675/775	5895	SHIPPING CHARGES	9	0
675/775	5900	OTHER OFFICE EXPENSES	23,932	341
675/775	5930	OFFICE ELECTRIC	9,538	136
675/775	5935	OFFICE GAS	3,061	44
675/775	5940	OFFICE WATER	342	5
675/775	5945	OFFICE TELECOM	99,983	1,423
675/775	5950	OFFICE GARBAGE REMOVAL	2,314	33
675/775	5955	OFFICE LANDSCAPE / MOW / PLOW	10,437	149
675/775	5960	OFFICE ALARM SYS PHONE EXP	4,144	59
675/775	5965	OFFICE MAINTENANCE	9,521	136
675/775	5970	OFFICE CLEANING SERVICE	11,027	157
675/775	5975	OFFICE MACHINE/HEAT&COOL	2,353	33
675/775	6185	TRAVEL LODGING	91,047	1,296
675/775	6190	TRAVEL AIRFARE	11,740	167
675/775	6195	TRAVEL TRANSPORTATION	12,765	182
675/775	6200	TRAVEL MEALS	4,295	61
675/775	6205	TRAVEL ENTERTAINMENT	688	10
675/775	6385	UNIFORMS	63	1
				<hr/>
				6,871
				<hr/>

**WSC ALLOCATION REVISIONS**  
**2Q 2008 GENERAL, COMPUTER, AND INSURANCE EXPENSES**

w/p 2Q(a)

**UIF - Marion**

<u>NARUC Number</u>	<u>Account Number</u>	<u>Account Description</u>	<u>WSC General Ledger Balance</u>	<u>UIF - Marion Allocation</u>
403	6580	DEPREC-OFFICE STRUCTURE	16,988	37
403	6585	DEPREC-OFFICE FURN/EQPT	7,533	16
403	6595	DEPREC-TOOL SHOP & MISC EQPT	20	0
403	6610	DEPREC-COMMUNICATION EQPT	1,554	3
403	6920	DEPREC - MAINFRAME (1)	9,385	20
403	6921	DEPREC - MINI COMPUTER (1)	32,744	71
403	6922	COMP SYSTEM AMORTIZATION (1)	630	1
403	6923	MICRO SYSTEM AMORTIZATION (1)	30,753	66
				<u>215</u>
408.10	7535	FRANCHISE TAX	-	-
				<u>-</u>
408.11	7550	PROPERTY/OTHER GENERAL TAX	17,837	38
408.11	7555	REAL ESTATE TAX	-	-
				<u>38</u>
604/704	5820	TRAINING EXPENSE	12,682	27
				<u>27</u>
620/720	5525	BILL STOCK	4,841	10
620/720	5530	BILLING COMPUTER SUPPLIES	587	1
620/720	5535	BILLING ENVELOPES	48,151	104
620/720	5540	BILLING POSTAGE	231,254	498
620/720	5740	COMPUTER SUPPLIES	59,765	129
620/720	5860	CLEANING SUPPLIES	913	2
620/720	5880	OFFICE SUPPLY STORES	1,124	2
620/720	6355	DEFERRED MAINT EXPENSE	176,287	380
				<u>1,127</u>
632/732	6010	AUDIT FEES	(25,500)	(55)

632/732	6040	TAX RETURN REVIEW	20,500	44
				<u>(11)</u>
632/732	6025	LEGAL FEES	41,574	90
				<u>90</u>
636/736	5735	COMPUTER MAINTENANCE	130,568	281
636/736	5745	COMPUTER AMORT & PROG COST	27,980	60
636/736	5750	INTERNET SUPPLIER	7,289	16
636/736	6015	EMPLOY FINDER FEES	349	1
636/736	6035	PAYROLL SERVICES	17,928	39
636/736	6045	TEMP EMPLOY - CLERICAL	77,359	167
636/736	6050	OTHER OUTSIDE SERVICES	23,011	50
				<u>613</u>
659/759	5715	INSURANCE-OTHER	595,503	1,283
				<u>1,283</u>
670/770	5505	AGENCY EXPENSE	8,204	18
				<u>18</u>
675/775	5545	CUSTOMER SERVICE PRINTING	22,707	49
675/775	5755	MICROFILMING	74	0
675/775	5760	WEBSITE DEVELOPMENT	-	-
675/775	5790	BANK SERVICE CHARGE	16,407	35
675/775	5800	LETTER OF CREDIT FEE	-	-
675/775	5810	MEMBERSHIPS	181	0
675/775	5825	OTHER MISC EXPENSE	12,371	27
675/775	5855	ANSWERING SERVICE	-	-
675/775	5865	COPY MACHINE	-	-
675/775	5875	KITCHEN SUPPLIES	507	1
675/775	5885	PRINTING/BLEUPRINTS	1,311	3
675/775	5890	PUBL SUBSCRIPTIONS/TAPES	1,048	2
675/775	5895	SHIPPING CHARGES	337	1
675/775	5900	OTHER OFFICE EXPENSES	22,149	48
675/775	5930	OFFICE ELECTRIC	8,359	18
675/775	5935	OFFICE GAS	1,991	4
675/775	5940	OFFICE WATER	173	0
675/775	5945	OFFICE TELECOM	114,529	247
675/775	5950	OFFICE GARBAGE REMOVAL	316	1



675/775	5955	OFFICE LANDSCAPE / MOW / PLOW	2,519	5
675/775	5960	OFFICE ALARM SYS PHONE EXP	272	1
675/775	5965	OFFICE MAINTENANCE	10,992	24
675/775	5970	OFFICE CLEANING SERVICE	7,525	16
675/775	5975	OFFICE MACHINE/HEAT&COOL	10,062	22
675/775	6185	TRAVEL LODGING	12,526	27
675/775	6190	TRAVEL AIRFARE	11,975	26
675/775	6195	TRAVEL TRANSPORTATION	2,079	4
675/775	6200	TRAVEL MEALS	8,603	19
675/775	6205	TRAVEL ENTERTAINMENT	568	1
675/775	6385	UNIFORMS	-	-
				<u>581</u>

**UIF - Orange**

<u>NARUC Number</u>	<u>Account Number</u>	<u>Account Description</u>	<u>WSC General Ledger Balance</u>	<u>UIF - Orange Allocation</u>
403	6580	DEPREC-OFFICE STRUCTURE	16,988	18
403	6585	DEPREC-OFFICE FURN/EQPT	7,533	8
403	6595	DEPREC-TOOL SHOP & MISC EQPT	20	0
403	6610	DEPREC-COMMUNICATION EQPT	1,554	2
403	6920	DEPREC - MAINFRAME (1)	9,385	10
403	6921	DEPREC - MINI COMPUTER (1)	32,744	35
403	6922	COMP SYSTEM AMORTIZATION (1)	630	1
403	6923	MICRO SYSTEM AMORTIZATION (1)	30,753	33
				<u>107</u>
408.10	7535	FRANCHISE TAX	-	-
				<u>-</u>
408.11	7550	PROPERTY/OTHER GENERAL TAX	17,837	19
408.11	7555	REAL ESTATE TAX	-	-
				<u>19</u>
604/704	5820	TRAINING EXPENSE	12,682	14
				<u>14</u>
620/720	5525	BILL STOCK	4,841	5
620/720	5530	BILLING COMPUTER SUPPLIES	587	1
620/720	5535	BILLING ENVELOPES	48,151	52

620/720	5540	BILLING POSTAGE	231,254	248
620/720	5740	COMPUTER SUPPLIES	59,765	64
620/720	5860	CLEANING SUPPLIES	913	1
620/720	5880	OFFICE SUPPLY STORES	1,124	1
620/720	6355	DEFERRED MAINT EXPENSE	176,287	189
				<u>560</u>
632/732	6010	AUDIT FEES	(25,500)	(27)
632/732	6040	TAX RETURN REVIEW	20,500	22
				<u>(5)</u>
632/732	6025	LEGAL FEES	41,574	45
				<u>45</u>
636/736	5735	COMPUTER MAINTENANCE	130,568	140
636/736	5745	COMPUTER AMORT & PROG COST	27,980	30
636/736	5750	INTERNET SUPPLIER	7,289	8
636/736	6015	EMPLOY FINDER FEES	349	0
636/736	6035	PAYROLL SERVICES	17,928	19
636/736	6045	TEMP EMPLOY - CLERICAL	77,359	83
636/736	6050	OTHER OUTSIDE SERVICES	23,011	25
				<u>305</u>
659/759	5715	INSURANCE-OTHER	595,503	637
				<u>637</u>
670/770	5505	AGENCY EXPENSE	8,204	9
				<u>9</u>
675/775	5545	CUSTOMER SERVICE PRINTING	22,707	24
675/775	5755	MICROFILMING	74	0
675/775	5760	WEBSITE DEVELOPMENT	-	-
675/775	5790	BANK SERVICE CHARGE	16,407	18
675/775	5800	LETTER OF CREDIT FEE	-	-
675/775	5810	MEMBERSHIPS	181	0
675/775	5825	OTHER MISC EXPENSE	12,371	13
675/775	5855	ANSWERING SERVICE	-	-
675/775	5865	COPY MACHINE	-	-
675/775	5875	KITCHEN SUPPLIES	507	1
675/775	5885	PRINTING/BLEUPRINTS	1,311	1

675/775	5890	PUBL SUBSCRIPTIONS/TAPES	1,048	1
675/775	5895	SHIPPING CHARGES	337	0
675/775	5900	OTHER OFFICE EXPENSES	22,149	24
675/775	5930	OFFICE ELECTRIC	8,359	9
675/775	5935	OFFICE GAS	1,991	2
675/775	5940	OFFICE WATER	173	0
675/775	5945	OFFICE TELECOM	114,529	123
675/775	5950	OFFICE GARBAGE REMOVAL	316	0
675/775	5955	OFFICE LANDSCAPE / MOW / PLOW	2,519	3
675/775	5960	OFFICE ALARM SYS PHONE EXP	272	0
675/775	5965	OFFICE MAINTENANCE	10,992	12
675/775	5970	OFFICE CLEANING SERVICE	7,525	8
675/775	5975	OFFICE MACHINE/HEAT&COOL	10,062	11
675/775	6185	TRAVEL LODGING	12,526	13
675/775	6190	TRAVEL AIRFARE	11,975	13
675/775	6195	TRAVEL TRANSPORTATION	2,079	2
675/775	6200	TRAVEL MEALS	8,603	9
675/775	6205	TRAVEL ENTERTAINMENT	568	1
675/775	6385	UNIFORMS	-	-
				<u>289</u>

**UIF - Pasco**

<u>NARUC Number</u>	<u>Account Number</u>	<u>Account Description</u>	<u>WSC General Ledger Balance</u>	<u>UIF - Pasco Allocation</u>
403	6580	DEPREC-OFFICE STRUCTURE	16,988	252
403	6585	DEPREC-OFFICE FURN/EQPT	7,533	112
403	6595	DEPREC-TOOL SHOP & MISC EQPT	20	0
403	6610	DEPREC-COMMUNICATION EQPT	1,554	23
403	6920	DEPREC - MAINFRAME (1)	9,385	139
403	6921	DEPREC - MINI COMPUTER (1)	32,744	485
403	6922	COMP SYSTEM AMORTIZATION (1)	630	9
403	6923	MICRO SYSTEM AMORTIZATION (1)	30,753	455
				<u>1,475</u>
408.10	7535	FRANCHISE TAX	-	-
				<u>-</u>
408.11	7550	PROPERTY/OTHER GENERAL TAX	17,837	264
408.11	7555	REAL ESTATE TAX	-	-

				264
604/704	5820	TRAINING EXPENSE	12,682	188
				188
620/720	5525	BILL STOCK	4,841	72
620/720	5530	BILLING COMPUTER SUPPLIES	587	9
620/720	5535	BILLING ENVELOPES	48,151	713
620/720	5540	BILLING POSTAGE	231,254	3,424
620/720	5740	COMPUTER SUPPLIES	59,765	885
620/720	5860	CLEANING SUPPLIES	913	14
620/720	5880	OFFICE SUPPLY STORES	1,124	17
620/720	6355	DEFERRED MAINT EXPENSE	176,287	2,610
				7,744
632/732	6010	AUDIT FEES	(25,500)	(378)
632/732	6040	TAX RETURN REVIEW	20,500	304
				(74)
632/732	6025	LEGAL FEES	41,574	616
				616
636/736	5735	COMPUTER MAINTENANCE	130,568	1,933
636/736	5745	COMPUTER AMORT & PROG COST	27,980	414
636/736	5750	INTERNET SUPPLIER	7,289	108
636/736	6015	EMPLOY FINDER FEES	349	5
636/736	6035	PAYROLL SERVICES	17,928	265
636/736	6045	TEMP EMPLOY - CLERICAL	77,359	1,146
636/736	6050	OTHER OUTSIDE SERVICES	23,011	341
				4,213
659/759	5715	INSURANCE-OTHER	595,503	8,818
				8,818
670/770	5505	AGENCY EXPENSE	8,204	121
				121
675/775	5545	CUSTOMER SERVICE PRINTING	22,707	336
675/775	5755	MICROFILMING	74	1
675/775	5760	WEBSITE DEVELOPMENT	-	-

675/775	5790	BANK SERVICE CHARGE	16,407	243
675/775	5800	LETTER OF CREDIT FEE	-	-
675/775	5810	MEMBERSHIPS	181	3
675/775	5825	OTHER MISC EXPENSE	12,371	183
675/775	5855	ANSWERING SERVICE	-	-
675/775	5865	COPY MACHINE	-	-
675/775	5875	KITCHEN SUPPLIES	507	8
675/775	5885	PRINTING/BLEUPRINTS	1,311	19
675/775	5890	PUBL SUBSCRIPTIONS/TAPES	1,048	16
675/775	5895	SHIPPING CHARGES	337	5
675/775	5900	OTHER OFFICE EXPENSES	22,149	328
675/775	5930	OFFICE ELECTRIC	8,359	124
675/775	5935	OFFICE GAS	1,991	29
675/775	5940	OFFICE WATER	173	3
675/775	5945	OFFICE TELECOM	114,529	1,696
675/775	5950	OFFICE GARBAGE REMOVAL	316	5
675/775	5955	OFFICE LANDSCAPE / MOW / PLOW	2,519	37
675/775	5960	OFFICE ALARM SYS PHONE EXP	272	4
675/775	5965	OFFICE MAINTENANCE	10,992	163
675/775	5970	OFFICE CLEANING SERVICE	7,525	111
675/775	5975	OFFICE MACHINE/HEAT&COOL	10,062	149
675/775	6185	TRAVEL LODGING	12,526	185
675/775	6190	TRAVEL AIRFARE	11,975	177
675/775	6195	TRAVEL TRANSPORTATION	2,079	31
675/775	6200	TRAVEL MEALS	8,603	127
675/775	6205	TRAVEL ENTERTAINMENT	568	8
675/775	6385	UNIFORMS	-	-
				<u>3,992</u>

**UIF - Pinellas**

<u>NARUC Number</u>	<u>Account Number</u>	<u>Account Description</u>	<u>WSC General Ledger Balance</u>	<u>UIF - Pinellas Allocation</u>
403	6580	DEPREC-OFFICE STRUCTURE	16,988	26
403	6585	DEPREC-OFFICE FURN/EQPT	7,533	12
403	6595	DEPREC-TOOL SHOP & MISC EQPT	20	0
403	6610	DEPREC-COMMUNICATION EQPT	1,554	2
403	6920	DEPREC - MAINFRAME (1)	9,385	14
403	6921	DEPREC - MINI COMPUTER (1)	32,744	50
403	6922	COMP SYSTEM AMORTIZATION (1)	630	1

403	6923	MICRO SYSTEM AMORTIZATION (1)	30,753	<u>47</u> <u>152</u>
408.10	7535	FRANCHISE TAX	-	<u>-</u> <u>-</u>
408.11	7550	PROPERTY/OTHER GENERAL TAX	17,837	<u>27</u>
408.11	7555	REAL ESTATE TAX	-	<u>-</u> <u>27</u>
604/704	5820	TRAINING EXPENSE	12,682	<u>19</u> <u>19</u>
620/720	5525	BILL STOCK	4,841	7
620/720	5530	BILLING COMPUTER SUPPLIES	587	1
620/720	5535	BILLING ENVELOPES	48,151	74
620/720	5540	BILLING POSTAGE	231,254	353
620/720	5740	COMPUTER SUPPLIES	59,765	91
620/720	5860	CLEANING SUPPLIES	913	1
620/720	5880	OFFICE SUPPLY STORES	1,124	2
620/720	6355	DEFERRED MAINT EXPENSE	176,287	<u>269</u> <u>799</u>
632/732	6010	AUDIT FEES	(25,500)	(39)
632/732	6040	TAX RETURN REVIEW	20,500	<u>31</u> <u>(8)</u>
632/732	6025	LEGAL FEES	41,574	<u>64</u> <u>64</u>
636/736	5735	COMPUTER MAINTENANCE	130,568	200
636/736	5745	COMPUTER AMORT & PROG COST	27,980	43
636/736	5750	INTERNET SUPPLIER	7,289	11
636/736	6015	EMPLOY FINDER FEES	349	1
636/736	6035	PAYROLL SERVICES	17,928	27
636/736	6045	TEMP EMPLOY - CLERICAL	77,359	118
636/736	6050	OTHER OUTSIDE SERVICES	23,011	<u>35</u> <u>435</u>
659/759	5715	INSURANCE-OTHER	595,503	910

			910
670/770	5505	AGENCY EXPENSE	8,204
			13
			13
675/775	5545	CUSTOMER SERVICE PRINTING	22,707
675/775	5755	MICROFILMING	74
675/775	5760	WEBSITE DEVELOPMENT	-
675/775	5790	BANK SERVICE CHARGE	16,407
675/775	5800	LETTER OF CREDIT FEE	-
675/775	5810	MEMBERSHIPS	181
675/775	5825	OTHER MISC EXPENSE	12,371
675/775	5855	ANSWERING SERVICE	-
675/775	5865	COPY MACHINE	-
675/775	5875	KITCHEN SUPPLIES	507
675/775	5885	PRINTING/BLEUPRINTS	1,311
675/775	5890	PUBL SUBSCRIPTIONS/TAPES	1,048
675/775	5895	SHIPPING CHARGES	337
675/775	5900	OTHER OFFICE EXPENSES	22,149
675/775	5930	OFFICE ELECTRIC	8,359
675/775	5935	OFFICE GAS	1,991
675/775	5940	OFFICE WATER	173
675/775	5945	OFFICE TELECOM	114,529
675/775	5950	OFFICE GARBAGE REMOVAL	316
675/775	5955	OFFICE LANDSCAPE / MOW / PLOW	2,519
675/775	5960	OFFICE ALARM SYS PHONE EXP	272
675/775	5965	OFFICE MAINTENANCE	10,992
675/775	5970	OFFICE CLEANING SERVICE	7,525
675/775	5975	OFFICE MACHINE/HEAT&COOL	10,062
675/775	6185	TRAVEL LODGING	12,526
675/775	6190	TRAVEL AIRFARE	11,975
675/775	6195	TRAVEL TRANSPORTATION	2,079
675/775	6200	TRAVEL MEALS	8,603
675/775	6205	TRAVEL ENTERTAINMENT	568
675/775	6385	UNIFORMS	-
			412

**UIF - Seminole**

NARUC Number   Account Number                      Account Description                      WSC General Ledger Balance                      UIF - Seminole Allocation

403	6580	DEPREC-OFFICE STRUCTURE	16,988	242
403	6585	DEPREC-OFFICE FURN/EQPT	7,533	107
403	6595	DEPREC-TOOL SHOP & MISC EQPT	20	0
403	6610	DEPREC-COMMUNICATION EQPT	1,554	22
403	6920	DEPREC - MAINFRAME (1)	9,385	134
403	6921	DEPREC - MINI COMPUTER (1)	32,744	466
403	6922	COMP SYSTEM AMORTIZATION (1)	630	9
403	6923	MICRO SYSTEM AMORTIZATION (1)	30,753	438
				<u>1,418</u>
408.10	7535	FRANCHISE TAX	-	-
				<u>-</u>
408.11	7550	PROPERTY/OTHER GENERAL TAX	17,837	254
408.11	7555	REAL ESTATE TAX	-	-
				<u>254</u>
604/704	5820	TRAINING EXPENSE	12,682	181
				<u>181</u>
620/720	5525	BILL STOCK	4,841	69
620/720	5530	BILLING COMPUTER SUPPLIES	587	8
620/720	5535	BILLING ENVELOPES	48,151	685
620/720	5540	BILLING POSTAGE	231,254	3,292
620/720	5740	COMPUTER SUPPLIES	59,765	851
620/720	5860	CLEANING SUPPLIES	913	13
620/720	5880	OFFICE SUPPLY STORES	1,124	16
620/720	6355	DEFERRED MAINT EXPENSE	176,287	2,510
				<u>7,444</u>
632/732	6010	AUDIT FEES	(25,500)	(363)
632/732	6040	TAX RETURN REVIEW	20,500	292
				<u>(71)</u>
632/732	6025	LEGAL FEES	41,574	592
				<u>592</u>
636/736	5735	COMPUTER MAINTENANCE	130,568	1,859
636/736	5745	COMPUTER AMORT & PROG COST	27,980	398



636/736	5750	INTERNET SUPPLIER	7,289	104
636/736	6015	EMPLOY FINDER FEES	349	5
636/736	6035	PAYROLL SERVICES	17,928	255
636/736	6045	TEMP EMPLOY - CLERICAL	77,359	1,101
636/736	6050	OTHER OUTSIDE SERVICES	23,011	328
				<u>4,050</u>
659/759	5715	INSURANCE-OTHER	595,503	8,477
				<u>8,477</u>
670/770	5505	AGENCY EXPENSE	8,204	117
				<u>117</u>
675/775	5545	CUSTOMER SERVICE PRINTING	22,707	323
675/775	5755	MICROFILMING	74	1
675/775	5760	WEBSITE DEVELOPMENT	-	-
675/775	5790	BANK SERVICE CHARGE	16,407	234
675/775	5800	LETTER OF CREDIT FEE	-	-
675/775	5810	MEMBERSHIPS	181	3
675/775	5825	OTHER MISC EXPENSE	12,371	176
675/775	5855	ANSWERING SERVICE	-	-
675/775	5865	COPY MACHINE	-	-
675/775	5875	KITCHEN SUPPLIES	507	7
675/775	5885	PRINTING/BLEUPRINTS	1,311	19
675/775	5890	PUBL SUBSCRIPTIONS/TAPES	1,048	15
675/775	5895	SHIPPING CHARGES	337	5
675/775	5900	OTHER OFFICE EXPENSES	22,149	315
675/775	5930	OFFICE ELECTRIC	8,359	119
675/775	5935	OFFICE GAS	1,991	28
675/775	5940	OFFICE WATER	173	2
675/775	5945	OFFICE TELECOM	114,529	1,630
675/775	5950	OFFICE GARBAGE REMOVAL	316	5
675/775	5955	OFFICE LANDSCAPE / MOW / PLOW	2,519	36
675/775	5960	OFFICE ALARM SYS PHONE EXP	272	4
675/775	5965	OFFICE MAINTENANCE	10,992	156
675/775	5970	OFFICE CLEANING SERVICE	7,525	107
675/775	5975	OFFICE MACHINE/HEAT&COOL	10,062	143
675/775	6185	TRAVEL LODGING	12,526	178
675/775	6190	TRAVEL AIRFARE	11,975	170
675/775	6195	TRAVEL TRANSPORTATION	2,079	30

675/775	6200	TRAVEL MEALS	8,603	122
675/775	6205	TRAVEL ENTERTAINMENT	568	8
675/775	6385	UNIFORMS	-	-
				<hr/>
				3,838
				<hr/>

**WSC ALLOCATION REVISIONS  
3Q 2008 GENERAL, COMPUTER, AND INSURANCE EXPENSES**

w/p 3Q(a)

**UIF - Marion**

<u>NARUC Number</u>	<u>Account Number</u>	<u>Account Description</u>	<u>WSC General Ledger Balance</u>	<u>UIF - Marion Allocation</u>
403	6580	DEPREC-OFFICE STRUCTURE	17,275	37
403	6585	DEPREC-OFFICE FURN/EQPT	7,663	17
403	6595	DEPREC-TOOL SHOP & MISC EQPT	20	0
403	6610	DEPREC-COMMUNICATION EQPT	1,554	3
403	6920	DEPREC - MAINFRAME (1)	1,125	2
403	6921	DEPREC - MINI COMPUTER (1)	33,265	72
403	6922	COMP SYSTEM AMORTIZATION (1)	675,546	1,456
403	6923	MICRO SYSTEM AMORTIZATION (1)	35,803	77
				<u>1,664</u>
408.10	7535	FRANCHISE TAX	104	0
				<u>0</u>
408.11	7550	PROPERTY/OTHER GENERAL TAX	11,788	25
408.11	7555	REAL ESTATE TAX	-	-
				<u>25</u>
604/704	5820	TRAINING EXPENSE	6,900	15
				<u>15</u>
620/720	5525	BILL STOCK	(1,282)	(3)
620/720	5530	BILLING COMPUTER SUPPLIES	5,934	13
620/720	5535	BILLING ENVELOPES	46,421	100
620/720	5540	BILLING POSTAGE	270,659	583
620/720	5740	COMPUTER SUPPLIES	85,641	185
620/720	5860	CLEANING SUPPLIES	1,834	4
620/720	5880	OFFICE SUPPLY STORES	4,251	9
620/720	6355	DEFERRED MAINT EXPENSE	80,796	174
620/720	6380	REPAIRS & MAINT-MAINT,LAND	1,000	2
				<u>1,067</u>

632/732	6005	ACCOUNTING STUDIES	3,750	8
632/732	6010	AUDIT FEES	62,000	134
632/732	6040	TAX RETURN REVIEW	76,870	166
				<u>307</u>
633/733	6025	LEGAL FEES	29,547	64
				<u>64</u>
636/736	5495	METER READING	(341)	(1)
636/736	5735	COMPUTER MAINTENANCE	265,030	571
636/736	5745	COMPUTER AMORT & PROG COST	27,890	60
636/736	5750	INTERNET SUPPLIER	2,401	5
636/736	6015	EMPLOY FINDER FEES	683	1
636/736	6035	PAYROLL SERVICES	21,114	45
636/736	6045	TEMP EMPLOY - CLERICAL	83,232	179
636/736	6050	OTHER OUTSIDE SERVICES	17,474	38
				<u>900</u>
641/741	6090	RENT	-	-
				<u>-</u>
659/759	5715	INSURANCE-OTHER	688,381	1,483
				<u>1,483</u>
670/770	5505	AGENCY EXPENSE	-	-
				<u>-</u>
675/775	5545	CUSTOMER SERVICE PRINTING	20,865	45
675/775	5755	MICROFILMING	391	1
675/775	5760	WEBSITE DEVELOPMENT	-	-
675/775	5785	ADVERTISING/MARKETING	850	2
675/775	5790	BANK SERVICE CHARGE	16,143	35
675/775	5800	LETTER OF CREDIT FEE	-	-
675/775	5805	LICENSE FEES	-	-
675/775	5810	MEMBERSHIPS	8,199	18
675/775	5815	PENALTIES/FINES	146	0
675/775	5825	OTHER MISC EXPENSE	12,294	26
675/775	5855	ANSWERING SERVICE	-	-
675/775	5865	COPY MACHINE	1,894	4
675/775	5870	HOLIDAY EVENTS/PICNICS	3,243	7

675/775	5875	KITCHEN SUPPLIES	255	1
675/775	5885	PRINTING/BBLUEPRINTS	150	0
675/775	5890	PUBL SUBSCRIPTIONS/TAPES	2,409	5
675/775	5895	SHIPPING CHARGES	(2,931)	(6)
675/775	5900	OTHER OFFICE EXPENSES	36,763	79
675/775	5930	OFFICE ELECTRIC	9,892	21
675/775	5935	OFFICE GAS	1,129	2
675/775	5940	OFFICE WATER	516	1
675/775	5945	OFFICE TELECOM	155,845	336
675/775	5950	OFFICE GARBAGE REMOVAL	1,286	3
675/775	5955	OFFICE LANDSCAPE / MOW / PLOW	3,405	7
675/775	5960	OFFICE ALARM SYS PHONE EXP	1,981	4
675/775	5965	OFFICE MAINTENANCE	8,652	19
675/775	5970	OFFICE CLEANING SERVICE	7,275	16
675/775	5975	OFFICE MACHINE/HEAT&COOL	9,448	20
675/775	5985	TELEMETERING/PHONE EXPENSE	-	-
675/775	6185	TRAVEL LODGING	8,641	19
675/775	6190	TRAVEL AIRFARE	3,639	8
675/775	6195	TRAVEL TRANSPORTATION	847	2
675/775	6200	TRAVEL MEALS	7,101	15
675/775	6205	TRAVEL ENTERTAINMENT	238	1
675/775	6360	COMMUNICATION EXPENSE	61	0
675/775	6385	UNIFORMS	-	-
675/775	6390	WEATHER/HURRICAN COSTS	2,082	4
				695
				6,221

**UIF - Orange**

<u>NARUC Number</u>	<u>Account Number</u>	<u>Account Description</u>	<u>WSC General Ledger Balance</u>	<u>UIF - Orange Allocation</u>
403	6580	DEPREC-OFFICE STRUCTURE	17,275	18
403	6585	DEPREC-OFFICE FURN/EQPT	7,663	8
403	6595	DEPREC-TOOL SHOP & MISC EQPT	20	0
403	6610	DEPREC-COMMUNICATION EQPT	1,554	2
403	6920	DEPREC - MAINFRAME (1)	1,125	1
403	6921	DEPREC - MINI COMPUTER (1)	33,265	36
403	6922	COMP SYSTEM AMORTIZATION (1)	675,546	723
403	6923	MICRO SYSTEM AMORTIZATION (1)	35,803	38
				827
				0

408.10	7535	FRANCHISE TAX	104	<u>0</u>
				<u>0</u>
408.11	7550	PROPERTY/OTHER GENERAL TAX	11,788	13
408.11	7555	REAL ESTATE TAX	-	-
				<u>13</u>
604/704	5820	TRAINING EXPENSE	6,900	7
				<u>7</u>
620/720	5525	BILL STOCK	(1,282)	(1)
620/720	5530	BILLING COMPUTER SUPPLIES	5,934	6
620/720	5535	BILLING ENVELOPES	46,421	50
620/720	5540	BILLING POSTAGE	270,659	290
620/720	5740	COMPUTER SUPPLIES	85,641	92
620/720	5860	CLEANING SUPPLIES	1,834	2
620/720	5880	OFFICE SUPPLY STORES	4,251	5
620/720	6355	DEFERRED MAINT EXPENSE	80,796	86
620/720	6380	REPAIRS & MAINT-MAINT, LAND	1,000	1
				<u>530</u>
632/732	6005	ACCOUNTING STUDIES	3,750	4
632/732	6010	AUDIT FEES	62,000	66
632/732	6040	TAX RETURN REVIEW	76,870	82
				<u>153</u>
633/733	6025	LEGAL FEES	29,547	32
				<u>32</u>
636/736	5495	METER READING	(341)	(0)
636/736	5735	COMPUTER MAINTENANCE	265,030	284
636/736	5745	COMPUTER AMORT & PROG COST	27,890	30
636/736	5750	INTERNET SUPPLIER	2,401	3
636/736	6015	EMPLOY FINDER FEES	683	1
636/736	6035	PAYROLL SERVICES	21,114	23
636/736	6045	TEMP EMPLOY - CLERICAL	83,232	89
636/736	6050	OTHER OUTSIDE SERVICES	17,474	19
				<u>447</u>
641/741	6090	RENT	-	-

				-
				-
659/759	5715	INSURANCE-OTHER	688,381	737
				737
670/770	5505	AGENCY EXPENSE	-	-
				-
675/775	5545	CUSTOMER SERVICE PRINTING	20,865	22
675/775	5755	MICROFILMING	391	0
675/775	5760	WEBSITE DEVELOPMENT	-	-
675/775	5785	ADVERTISING/MARKETING	850	1
675/775	5790	BANK SERVICE CHARGE	16,143	17
675/775	5800	LETTER OF CREDIT FEE	-	-
675/775	5805	LICENSE FEES	-	-
675/775	5810	MEMBERSHIPS	8,199	9
675/775	5815	PENALTIES/FINES	146	0
675/775	5825	OTHER MISC EXPENSE	12,294	13
675/775	5855	ANSWERING SERVICE	-	-
675/775	5865	COPY MACHINE	1,894	2
675/775	5870	HOLIDAY EVENTS/PICNICS	3,243	3
675/775	5875	KITCHEN SUPPLIES	255	0
675/775	5885	PRINTING/BBLUEPRINTS	150	0
675/775	5890	PUBL SUBSCRIPTIONS/TAPES	2,409	3
675/775	5895	SHIPPING CHARGES	(2,931)	(3)
675/775	5900	OTHER OFFICE EXPENSES	36,763	39
675/775	5930	OFFICE ELECTRIC	9,892	11
675/775	5935	OFFICE GAS	1,129	1
675/775	5940	OFFICE WATER	516	1
675/775	5945	OFFICE TELECOM	155,845	167
675/775	5950	OFFICE GARBAGE REMOVAL	1,286	1
675/775	5955	OFFICE LANDSCAPE / MOW / PLOW	3,405	4
675/775	5960	OFFICE ALARM SYS PHONE EXP	1,981	2
675/775	5965	OFFICE MAINTENANCE	8,652	9
675/775	5970	OFFICE CLEANING SERVICE	7,275	8
675/775	5975	OFFICE MACHINE/HEAT&COOL	9,448	10
675/775	5985	TELEMETERING/PHONE EXPENSE	-	-
675/775	6185	TRAVEL LODGING	8,641	9
675/775	6190	TRAVEL AIRFARE	3,639	4
675/775	6195	TRAVEL TRANSPORTATION	847	1

675/775	6200	TRAVEL MEALS	7,101	8
675/775	6205	TRAVEL ENTERTAINMENT	238	0
675/775	6360	COMMUNICATION EXPENSE	61	0
675/775	6385	UNIFORMS	-	-
675/775	6390	WEATHER/HURRICAN COSTS	2,082	2
				<u>345</u>
				<u>3,091</u>

**UIF - Pasco**

<u>NARUC Number</u>	<u>Account Number</u>	<u>Account Description</u>	<u>WSC General Ledger Balance</u>	<u>UIF - Pasco Allocation</u>
403	6580	DEPREC-OFFICE STRUCTURE	17,275	256
403	6585	DEPREC-OFFICE FURN/EQPT	7,663	113
403	6595	DEPREC-TOOL SHOP & MISC EQPT	20	0
403	6610	DEPREC-COMMUNICATION EQPT	1,554	23
403	6920	DEPREC - MAINFRAME (1)	1,125	17
403	6921	DEPREC - MINI COMPUTER (1)	33,265	493
403	6922	COMP SYSTEM AMORTIZATION (1)	675,546	10,004
403	6923	MICRO SYSTEM AMORTIZATION (1)	35,803	530
				<u>11,436</u>
408.10	7535	FRANCHISE TAX	104	2
				<u>2</u>
408.11	7550	PROPERTY/OTHER GENERAL TAX	11,788	175
408.11	7555	REAL ESTATE TAX	-	-
				<u>175</u>
604/704	5820	TRAINING EXPENSE	6,900	102
				<u>102</u>
620/720	5525	BILL STOCK	(1,282)	(19)
620/720	5530	BILLING COMPUTER SUPPLIES	5,934	88
620/720	5535	BILLING ENVELOPES	46,421	687
620/720	5540	BILLING POSTAGE	270,659	4,008
620/720	5740	COMPUTER SUPPLIES	85,641	1,268
620/720	5860	CLEANING SUPPLIES	1,834	27
620/720	5880	OFFICE SUPPLY STORES	4,251	63
620/720	6355	DEFERRED MAINT EXPENSE	80,796	1,196
620/720	6380	REPAIRS & MAINT-MAINT,LAND	1,000	15



				<u>7,334</u>
632/732	6005	ACCOUNTING STUDIES	3,750	56
632/732	6010	AUDIT FEES	62,000	918
632/732	6040	TAX RETURN REVIEW	76,870	1,138
				<u>2,112</u>
633/733	6025	LEGAL FEES	29,547	438
				<u>438</u>
636/736	5495	METER READING	(341)	(5)
636/736	5735	COMPUTER MAINTENANCE	265,030	3,925
636/736	5745	COMPUTER AMORT & PROG COST	27,890	413
636/736	5750	INTERNET SUPPLIER	2,401	36
636/736	6015	EMPLOY FINDER FEES	683	10
636/736	6035	PAYROLL SERVICES	21,114	313
636/736	6045	TEMP EMPLOY - CLERICAL	83,232	1,233
636/736	6050	OTHER OUTSIDE SERVICES	17,474	259
				<u>6,182</u>
641/741	6090	RENT	-	-
				<u>-</u>
659/759	5715	INSURANCE-OTHER	688,381	10,194
				<u>10,194</u>
670/770	5505	AGENCY EXPENSE	-	-
				<u>-</u>
675/775	5545	CUSTOMER SERVICE PRINTING	20,865	309
675/775	5755	MICROFILMING	391	6
675/775	5760	WEBSITE DEVELOPMENT	-	-
675/775	5785	ADVERTISING/MARKETING	850	13
675/775	5790	BANK SERVICE CHARGE	16,143	239
675/775	5800	LETTER OF CREDIT FEE	-	-
675/775	5805	LICENSE FEES	-	-
675/775	5810	MEMBERSHIPS	8,199	121
675/775	5815	PENALTIES/FINES	146	2
675/775	5825	OTHER MISC EXPENSE	12,294	182
675/775	5855	ANSWERING SERVICE	-	-

675/775	5865	COPY MACHINE	1,894	28
675/775	5870	HOLIDAY EVENTS/PICNICS	3,243	48
675/775	5875	KITCHEN SUPPLIES	255	4
675/775	5885	PRINTING/BLEUPRINTS	150	2
675/775	5890	PUBL SUBSCRIPTIONS/TAPES	2,409	36
675/775	5895	SHIPPING CHARGES	(2,931)	(43)
675/775	5900	OTHER OFFICE EXPENSES	36,763	544
675/775	5930	OFFICE ELECTRIC	9,892	146
675/775	5935	OFFICE GAS	1,129	17
675/775	5940	OFFICE WATER	516	8
675/775	5945	OFFICE TELECOM	155,845	2,308
675/775	5950	OFFICE GARBAGE REMOVAL	1,286	19
675/775	5955	OFFICE LANDSCAPE / MOW / PLOW	3,405	50
675/775	5960	OFFICE ALARM SYS PHONE EXP	1,981	29
675/775	5965	OFFICE MAINTENANCE	8,652	128
675/775	5970	OFFICE CLEANING SERVICE	7,275	108
675/775	5975	OFFICE MACHINE/HEAT&COOL	9,448	140
675/775	5985	TELEMETERING/PHONE EXPENSE	-	-
675/775	6185	TRAVEL LODGING	8,641	128
675/775	6190	TRAVEL AIRFARE	3,639	54
675/775	6195	TRAVEL TRANSPORTATION	847	13
675/775	6200	TRAVEL MEALS	7,101	105
675/775	6205	TRAVEL ENTERTAINMENT	238	4
675/775	6360	COMMUNICATION EXPENSE	61	1
675/775	6385	UNIFORMS	-	-
675/775	6390	WEATHER/HURRICAN COSTS	2,082	31
				4,779
				42,752

**UIF - Pinellas**

<u>NARUC Number</u>	<u>Account Number</u>	<u>Account Description</u>	<u>WSC General Ledger Balance</u>	<u>UIF - Pinellas Allocation</u>
403	6580	DEPREC-OFFICE STRUCTURE	17,275	26
403	6585	DEPREC-OFFICE FURN/EQPT	7,663	12
403	6595	DEPREC-TOOL SHOP & MISC EQPT	20	0
403	6610	DEPREC-COMMUNICATION EQPT	1,554	2
403	6920	DEPREC - MAINFRAME (1)	1,125	2
403	6921	DEPREC - MINI COMPUTER (1)	33,265	51
403	6922	COMP SYSTEM AMORTIZATION (1)	675,546	1,032
403	6923	MICRO SYSTEM AMORTIZATION (1)	35,803	55

				1,180
408.10	7535	FRANCHISE TAX	104	0
				0
408.11	7550	PROPERTY/OTHER GENERAL TAX	11,788	18
408.11	7555	REAL ESTATE TAX	-	-
				18
604/704	5820	TRAINING EXPENSE	6,900	11
				11
620/720	5525	BILL STOCK	(1,282)	(2)
620/720	5530	BILLING COMPUTER SUPPLIES	5,934	9
620/720	5535	BILLING ENVELOPES	46,421	71
620/720	5540	BILLING POSTAGE	270,659	414
620/720	5740	COMPUTER SUPPLIES	85,641	131
620/720	5860	CLEANING SUPPLIES	1,834	3
620/720	5880	OFFICE SUPPLY STORES	4,251	6
620/720	6355	DEFERRED MAINT EXPENSE	80,796	123
620/720	6380	REPAIRS & MAINT-MAINT, LAND	1,000	2
				757
632/732	6005	ACCOUNTING STUDIES	3,750	6
632/732	6010	AUDIT FEES	62,000	95
632/732	6040	TAX RETURN REVIEW	76,870	117
				218
633/733	6025	LEGAL FEES	29,547	45
				45
636/736	5495	METER READING	(341)	(1)
636/736	5735	COMPUTER MAINTENANCE	265,030	405
636/736	5745	COMPUTER AMORT & PROG COST	27,890	43
636/736	5750	INTERNET SUPPLIER	2,401	4
636/736	6015	EMPLOY FINDER FEES	683	1
636/736	6035	PAYROLL SERVICES	21,114	32
636/736	6045	TEMP EMPLOY - CLERICAL	83,232	127
636/736	6050	OTHER OUTSIDE SERVICES	17,474	27
				638

641/741	6090	RENT	-	-
				-
659/759	5715	INSURANCE-OTHER	688,381	1,052
				1,052
670/770	5505	AGENCY EXPENSE	-	-
				-
675/775	5545	CUSTOMER SERVICE PRINTING	20,865	32
675/775	5755	MICROFILMING	391	1
675/775	5760	WEBSITE DEVELOPMENT	-	-
675/775	5785	ADVERTISING/MARKETING	850	1
675/775	5790	BANK SERVICE CHARGE	16,143	25
675/775	5800	LETTER OF CREDIT FEE	-	-
675/775	5805	LICENSE FEES	-	-
675/775	5810	MEMBERSHIPS	8,199	13
675/775	5815	PENALTIES/FINES	146	0
675/775	5825	OTHER MISC EXPENSE	12,294	19
675/775	5855	ANSWERING SERVICE	-	-
675/775	5865	COPY MACHINE	1,894	3
675/775	5870	HOLIDAY EVENTS/PICNICS	3,243	5
675/775	5875	KITCHEN SUPPLIES	255	0
675/775	5885	PRINTING/BLEUPRINTS	150	0
675/775	5890	PUBL SUBSCRIPTIONS/TAPES	2,409	4
675/775	5895	SHIPPING CHARGES	(2,931)	(4)
675/775	5900	OTHER OFFICE EXPENSES	36,763	56
675/775	5930	OFFICE ELECTRIC	9,892	15
675/775	5935	OFFICE GAS	1,129	2
675/775	5940	OFFICE WATER	516	1
675/775	5945	OFFICE TELECOM	155,845	238
675/775	5950	OFFICE GARBAGE REMOVAL	1,286	2
675/775	5955	OFFICE LANDSCAPE / MOW / PLOW	3,405	5
675/775	5960	OFFICE ALARM SYS PHONE EXP	1,981	3
675/775	5965	OFFICE MAINTENANCE	8,652	13
675/775	5970	OFFICE CLEANING SERVICE	7,275	11
675/775	5975	OFFICE MACHINE/HEAT&COOL	9,448	14
675/775	5985	TELEMETERING/PHONE EXPENSE	-	-
675/775	6185	TRAVEL LODGING	8,641	13

675/775	6190	TRAVEL AIRFARE	3,639	6	
675/775	6195	TRAVEL TRANSPORTATION	847	1	
675/775	6200	TRAVEL MEALS	7,101	11	
675/775	6205	TRAVEL ENTERTAINMENT	238	0	
675/775	6360	COMMUNICATION EXPENSE	61	0	
675/775	6385	UNIFORMS	-	-	
675/775	6390	WEATHER/HURRICAN COSTS	2,082	3	
				493	4,412

**UIF - Seminole**

<u>NARUC Number</u>	<u>Account Number</u>	<u>Account Description</u>	<u>WSC General Ledger Balance</u>	<u>UIF - Seminole Allocation</u>
403	6580	DEPREC-OFFICE STRUCTURE	17,275	246
403	6585	DEPREC-OFFICE FURN/EQPT	7,663	109
403	6595	DEPREC-TOOL SHOP & MISC EQPT	20	0
403	6610	DEPREC-COMMUNICATION EQPT	1,554	22
403	6920	DEPREC - MAINFRAME (1)	1,125	16
403	6921	DEPREC - MINI COMPUTER (1)	33,265	474
403	6922	COMP SYSTEM AMORTIZATION (1)	675,546	9,617
403	6923	MICRO SYSTEM AMORTIZATION (1)	35,803	510
				10,994
408.10	7535	FRANCHISE TAX	104	1
				1
408.11	7550	PROPERTY/OTHER GENERAL TAX	11,788	168
408.11	7555	REAL ESTATE TAX	-	-
				168
604/704	5820	TRAINING EXPENSE	6,900	98
				98
620/720	5525	BILL STOCK	(1,282)	(18)
620/720	5530	BILLING COMPUTER SUPPLIES	5,934	84
620/720	5535	BILLING ENVELOPES	46,421	661
620/720	5540	BILLING POSTAGE	270,659	3,853
620/720	5740	COMPUTER SUPPLIES	85,641	1,219
620/720	5860	CLEANING SUPPLIES	1,834	26
620/720	5880	OFFICE SUPPLY STORES	4,251	61

620/720	6355	DEFERRED MAINT EXPENSE	80,796	1,150
620/720	6380	REPAIRS & MAINT-MAINT,LAND	1,000	14
				<u>7,050</u>
632/732	6005	ACCOUNTING STUDIES	3,750	53
632/732	6010	AUDIT FEES	62,000	883
632/732	6040	TAX RETURN REVIEW	76,870	1,094
				<u>2,030</u>
633/733	6025	LEGAL FEES	29,547	421
				<u>421</u>
636/736	5495	METER READING	(341)	(5)
636/736	5735	COMPUTER MAINTENANCE	265,030	3,773
636/736	5745	COMPUTER AMORT & PROG COST	27,890	397
636/736	5750	INTERNET SUPPLIER	2,401	34
636/736	6015	EMPLOY FINDER FEES	683	10
636/736	6035	PAYROLL SERVICES	21,114	301
636/736	6045	TEMP EMPLOY - CLERICAL	83,232	1,185
636/736	6050	OTHER OUTSIDE SERVICES	17,474	249
				<u>5,943</u>
641/741	6090	RENT	-	-
				<u>-</u>
659/759	5715	INSURANCE-OTHER	688,381	9,800
				<u>9,800</u>
670/770	5505	AGENCY EXPENSE	-	-
				<u>-</u>
675/775	5545	CUSTOMER SERVICE PRINTING	20,865	297
675/775	5755	MICROFILMING	391	6
675/775	5760	WEBSITE DEVELOPMENT	-	-
675/775	5785	ADVERTISING/MARKETING	850	12
675/775	5790	BANK SERVICE CHARGE	16,143	230
675/775	5800	LETTER OF CREDIT FEE	-	-
675/775	5805	LICENSE FEES	-	-
675/775	5810	MEMBERSHIPS	8,199	117
675/775	5815	PENALTIES/FINES	146	2

675/775	5825	OTHER MISC EXPENSE	12,294	175
675/775	5855	ANSWERING SERVICE	-	-
675/775	5865	COPY MACHINE	1,894	27
675/775	5870	HOLIDAY EVENTS/PICNICS	3,243	46
675/775	5875	KITCHEN SUPPLIES	255	4
675/775	5885	PRINTING/BLEUPRINTS	150	2
675/775	5890	PUBL SUBSCRIPTIONS/TAPES	2,409	34
675/775	5895	SHIPPING CHARGES	(2,931)	(42)
675/775	5900	OTHER OFFICE EXPENSES	36,763	523
675/775	5930	OFFICE ELECTRIC	9,892	141
675/775	5935	OFFICE GAS	1,129	16
675/775	5940	OFFICE WATER	516	7
675/775	5945	OFFICE TELECOM	155,845	2,219
675/775	5950	OFFICE GARBAGE REMOVAL	1,286	18
675/775	5955	OFFICE LANDSCAPE / MOW / PLOW	3,405	48
675/775	5960	OFFICE ALARM SYS PHONE EXP	1,981	28
675/775	5965	OFFICE MAINTENANCE	8,652	123
675/775	5970	OFFICE CLEANING SERVICE	7,275	104
675/775	5975	OFFICE MACHINE/HEAT&COOL	9,448	134
675/775	5985	TELEMETERING/PHONE EXPENSE	-	-
675/775	6185	TRAVEL LODGING	8,641	123
675/775	6190	TRAVEL AIRFARE	3,639	52
675/775	6195	TRAVEL TRANSPORTATION	847	12
675/775	6200	TRAVEL MEALS	7,101	101
675/775	6205	TRAVEL ENTERTAINMENT	238	3
675/775	6360	COMMUNICATION EXPENSE	61	1
675/775	6385	UNIFORMS	-	-
675/775	6390	WEATHER/HURRICAN COSTS	2,082	30
				4,594
				41,099

**WSC ALLOCATION REVISIONS  
4Q 2008 GENERAL, COMPUTER, AND INSURANCE EXPENSES**

**w/p 4Q(a)**

**UIF - Marion**

<u>NARUC Number</u>	<u>Account Number</u>	<u>Account Description</u>	<u>WSC General Ledger Balance</u>	<u>UIF - Marion Allocation</u>
403	6580	DEPREC-OFFICE STRUCTURE	17,275	37
403	6585	DEPREC-OFFICE FURN/EQPT	7,663	17
403	6595	DEPREC-TOOL SHOP & MISC EQPT	20	0
403	6610	DEPREC-COMMUNICATION EQPT	1,554	3
403	6920	DEPREC - MAINFRAME (1)	1,125	2
403	6921	DEPREC - MINI COMPUTER (1)	33,265	72
403	6922	COMP SYSTEM AMORTIZATION (1)	675,546	1,456
403	6923	MICRO SYSTEM AMORTIZATION (1)	35,803	77
				<u>1,664</u>
408.10	7535	FRANCHISE TAX	-	-
				<u>-</u>
408.11	7550	PROPERTY/OTHER GENERAL TAX	(16,752)	(36)
408.11	7555	REAL ESTATE TAX	29,355	63
				<u>27</u>
410.11	7600	DEF INCOME TAXES-STATE	28,882	62
				<u>62</u>
414	7690	SALE OF EQUIPMENT	(500)	(1)
				<u>(1)</u>
604/704	5820	TRAINING EXPENSE	7,147	15
				<u>15</u>
620/720	5525	BILL STOCK	(4,450)	(10)
620/720	5530	BILLING COMPUTER SUPPLIES	17,802	38
620/720	5535	BILLING ENVELOPES	30,502	66
620/720	5540	BILLING POSTAGE	213,397	460
620/720	5740	COMPUTER SUPPLIES	(14,679)	(32)



620/720	5860	CLEANING SUPPLIES	-	-
620/720	5880	OFFICE SUPPLY STORES	3,264	7
620/720	6310	WATER-OTHER MAINT EXP	(73)	(0)
620/720	6355	DEFERRED MAINT EXPENSE	34,256	74
620/720	6380	REPAIRS & MAINT-MAINT,LAND	-	-
				<u>603</u>
632/732	6005	ACCOUNTING STUDIES	-	-
632/732	6010	AUDIT FEES	30,431	66
632/732	6040	TAX RETURN REVIEW	8,500	18
				<u>84</u>
633/733	6025	LEGAL FEES	45,946	99
				<u>99</u>
636/736	5495	METER READING	(729)	(2)
636/736	5735	COMPUTER MAINTENANCE	528,658	1,139
636/736	5745	COMPUTER AMORT & PROG COST	10,531	23
636/736	5750	INTERNET SUPPLIER	1,358	3
636/736	6015	EMPLOY FINDER FEES	140,900	304
636/736	6035	PAYROLL SERVICES	18,681	40
636/736	6045	TEMP EMPLOY - CLERICAL	25,259	54
636/736	6050	OTHER OUTSIDE SERVICES	-	-
				<u>1,561</u>
641/741	6090	RENT	-	-
				<u>-</u>
659/759	5715	INSURANCE-OTHER	386,846	834
				<u>834</u>
667/767	6070	MISC REG MATTERS COMM EXP	7,085	15
				<u>15</u>
670/770	5505	AGENCY EXPENSE	-	-
670/770	5510	UNCOLLECTIBLE ACCOUNTS	11,930	26
				<u>26</u>
675/775	5545	CUSTOMER SERVICE PRINTING	11,916	26
675/775	5755	MICROFILMING	197	0

675/775	5760	WEBSITE DEVELOPMENT	-	-	
675/775	5785	ADVERTISING/MARKETING	850	2	
675/775	5790	BANK SERVICE CHARGE	(122,441)	(264)	
675/775	5800	LETTER OF CREDIT FEE	-	-	
675/775	5805	LICENSE FEES	35	0	
675/775	5810	MEMBERSHIPS	5,520	12	
675/775	5815	PENALTIES/FINES	-	-	
675/775	5825	OTHER MISC EXPENSE	(20,673)	(45)	
675/775	5855	ANSWERING SERVICE	-	-	
675/775	5865	COPY MACHINE	556	1	
675/775	5870	HOLIDAY EVENTS/PICNICS	250	1	
675/775	5875	KITCHEN SUPPLIES	732	2	
675/775	5885	PRINTING/BLUEPRINTS	1,224	3	
675/775	5890	PUBL SUBSCRIPTIONS/TAPES	4,199	9	
675/775	5895	SHIPPING CHARGES	(109)	(0) 22.456524	
675/775	5900	OTHER OFFICE EXPENSES	24,159	52	
675/775	5930	OFFICE ELECTRIC	7,940	17	
675/775	5935	OFFICE GAS	2,676	6	
675/775	5940	OFFICE WATER	690	1	
675/775	5945	OFFICE TELECOM	100,341	216	
675/775	5950	OFFICE GARBAGE REMOVAL	2,586	6	
675/775	5955	OFFICE LANDSCAPE / MOW / PLOW	11,076	24	
675/775	5960	OFFICE ALARM SYS PHONE EXP	1,146	2	
675/775	5965	OFFICE MAINTENANCE	13,535	29	
675/775	5970	OFFICE CLEANING SERVICE	4,850	10	
675/775	5975	OFFICE MACHINE/HEAT&COOL	1,447	3	
675/775	5985	TELEMETERING/PHONE EXPENSE	-	-	
675/775	6185	TRAVEL LODGING	24,687	53	
675/775	6190	TRAVEL AIRFARE	7,375	16	
675/775	6195	TRAVEL TRANSPORTATION	3,582	8	
675/775	6200	TRAVEL MEALS	5,130	11	
675/775	6205	TRAVEL ENTERTAINMENT	512	1	
675/775	6360	COMMUNICATION EXPENSE	107	0	
675/775	6385	UNIFORMS	99	0	
675/775	6390	WEATHER/HURRICANE COSTS	-	-	
				203	5,193

**UIF - Orange**

NARUC Number

Account Number

Account Description

WSC General Ledger Balance

UIF - Orange Allocation

403	6580	DEPREC-OFFICE STRUCTURE	17,275	18
403	6585	DEPREC-OFFICE FURN/EQPT	7,663	8
403	6595	DEPREC-TOOL SHOP & MISC EQPT	20	0
403	6610	DEPREC-COMMUNICATION EQPT	1,554	2
403	6920	DEPREC - MAINFRAME (1)	1,125	1
403	6921	DEPREC - MINI COMPUTER (1)	33,265	36
403	6922	COMP SYSTEM AMORTIZATION (1)	675,546	723
403	6923	MICRO SYSTEM AMORTIZATION (1)	35,803	38
				<u>827</u>
408.10	7535	FRANCHISE TAX	-	-
				<u>-</u>
408.11	7550	PROPERTY/OTHER GENERAL TAX	(16,752)	(18)
408.11	7555	REAL ESTATE TAX	29,355	31
				<u>13</u>
410.11	7600	DEF INCOME TAXES-STATE	28,882	31
				<u>31</u>
414	7690	SALE OF EQUIPMENT	(500)	(1)
				<u>(1)</u>
604/704	5820	TRAINING EXPENSE	7,147	8
				<u>8</u>
620/720	5525	BILL STOCK	(4,450)	(5)
620/720	5530	BILLING COMPUTER SUPPLIES	17,802	19
620/720	5535	BILLING ENVELOPES	30,502	33
620/720	5540	BILLING POSTAGE	213,397	228
620/720	5740	COMPUTER SUPPLIES	(14,679)	(16)
620/720	5860	CLEANING SUPPLIES	-	-
620/720	5880	OFFICE SUPPLY STORES	3,264	3
620/720	6310	WATER-OTHER MAINT EXP	(73)	(0)
620/720	6355	DEFERRED MAINT EXPENSE	34,256	37
620/720	6380	REPAIRS & MAINT-MAINT,LAND	-	-
				<u>300</u>
632/732	6005	ACCOUNTING STUDIES	-	-

632/732	6010	AUDIT FEES	30,431	33
632/732	6040	TAX RETURN REVIEW	8,500	9
				<u>42</u>
633/733	6025	LEGAL FEES	45,946	49
				<u>49</u>
636/736	5495	METER READING	(729)	(1)
636/736	5735	COMPUTER MAINTENANCE	528,658	566
636/736	5745	COMPUTER AMORT & PROG COST	10,531	11
636/736	5750	INTERNET SUPPLIER	1,358	1
636/736	6015	EMPLOY FINDER FEES	140,900	151
636/736	6035	PAYROLL SERVICES	18,681	20
636/736	6045	TEMP EMPLOY - CLERICAL	25,259	27
636/736	6050	OTHER OUTSIDE SERVICES	-	-
				<u>776</u>
641/741	6090	RENT	-	-
				<u>-</u>
659/759	5715	INSURANCE-OTHER	386,846	414
				<u>414</u>
667/767	6070	MISC REG MATTERS COMM EXP	7,085	8
				<u>8</u>
670/770	5505	AGENCY EXPENSE	-	-
670/770	5510	UNCOLLECTIBLE ACCOUNTS	11,930	13
				<u>13</u>
675/775	5545	CUSTOMER SERVICE PRINTING	11,916	13
675/775	5755	MICROFILMING	197	0
675/775	5760	WEBSITE DEVELOPMENT	-	-
675/775	5785	ADVERTISING/MARKETING	850	1
675/775	5790	BANK SERVICE CHARGE	(122,441)	(131)
675/775	5800	LETTER OF CREDIT FEE	-	-
675/775	5805	LICENSE FEES	35	0
675/775	5810	MEMBERSHIPS	5,520	6
675/775	5815	PENALTIES/FINES	-	-
675/775	5825	OTHER MISC EXPENSE	(20,673)	(22)

675/775	5855	ANSWERING SERVICE	-	-
675/775	5865	COPY MACHINE	556	1
675/775	5870	HOLIDAY EVENTS/PICNICS	250	0
675/775	5875	KITCHEN SUPPLIES	732	1
675/775	5885	PRINTING/BLEUPRINTS	1,224	1
675/775	5890	PUBL SUBSCRIPTIONS/TAPES	4,199	4
675/775	5895	SHIPPING CHARGES	(109)	(0)
675/775	5900	OTHER OFFICE EXPENSES	24,159	26
675/775	5930	OFFICE ELECTRIC	7,940	8
675/775	5935	OFFICE GAS	2,676	3
675/775	5940	OFFICE WATER	690	1
675/775	5945	OFFICE TELECOM	100,341	107
675/775	5950	OFFICE GARBAGE REMOVAL	2,586	3
675/775	5955	OFFICE LANDSCAPE / MOW / PLOW	11,076	12
675/775	5960	OFFICE ALARM SYS PHONE EXP	1,146	1
675/775	5965	OFFICE MAINTENANCE	13,535	14
675/775	5970	OFFICE CLEANING SERVICE	4,850	5
675/775	5975	OFFICE MACHINE/HEAT&COOL	1,447	2
675/775	5985	TELEMETERING/PHONE EXPENSE	-	-
675/775	6185	TRAVEL LODGING	24,687	26
675/775	6190	TRAVEL AIRFARE	7,375	8
675/775	6195	TRAVEL TRANSPORTATION	3,582	4
675/775	6200	TRAVEL MEALS	5,130	5
675/775	6205	TRAVEL ENTERTAINMENT	512	1
675/775	6360	COMMUNICATION EXPENSE	107	0
675/775	6385	UNIFORMS	99	0
675/775	6390	WEATHER/HURRICANE COSTS	-	-
			101	2,580

**UIF - Pasco**

<u>NARUC Number</u>	<u>Account Number</u>	<u>Account Description</u>	<u>WSC General Ledger Balance</u>	<u>UIF - Pasco Allocation</u>
403	6580	DEPREC-OFFICE STRUCTURE	17,275	256
403	6585	DEPREC-OFFICE FURN/EQPT	7,663	113
403	6595	DEPREC-TOOL SHOP & MISC EQPT	20	0
403	6610	DEPREC-COMMUNICATION EQPT	1,554	23
403	6920	DEPREC - MAINFRAME (1)	1,125	17
403	6921	DEPREC - MINI COMPUTER (1)	33,265	493
403	6922	COMP SYSTEM AMORTIZATION (1)	675,546	10,004

403	6923	MICRO SYSTEM AMORTIZATION (1)	35,803	530
				<u>11,436</u>
408.10	7535	FRANCHISE TAX	-	-
				<u>-</u>
408.11	7550	PROPERTY/OTHER GENERAL TAX	(16,752)	(248)
408.11	7555	REAL ESTATE TAX	29,355	435
				<u>187</u>
410.11	7600	DEF INCOME TAXES-STATE	28,882	428
				<u>428</u>
414	7690	SALE OF EQUIPMENT	(500)	(7)
				<u>(7)</u>
604/704	5820	TRAINING EXPENSE	7,147	106
				<u>106</u>
620/720	5525	BILL STOCK	(4,450)	(66)
620/720	5530	BILLING COMPUTER SUPPLIES	17,802	264
620/720	5535	BILLING ENVELOPES	30,502	452
620/720	5540	BILLING POSTAGE	213,397	3,160
620/720	5740	COMPUTER SUPPLIES	(14,679)	(217)
620/720	5860	CLEANING SUPPLIES	-	-
620/720	5880	OFFICE SUPPLY STORES	3,264	48
620/720	6310	WATER-OTHER MAINT EXP	(73)	(1)
620/720	6355	DEFERRED MAINT EXPENSE	34,256	507
620/720	6380	REPAIRS & MAINT-MAINT,LAND	-	-
				<u>4,147</u>
632/732	6005	ACCOUNTING STUDIES	-	-
632/732	6010	AUDIT FEES	30,431	451
632/732	6040	TAX RETURN REVIEW	8,500	126
				<u>576</u>
633/733	6025	LEGAL FEES	45,946	680
				<u>680</u>
636/736	5495	METER READING	(729)	(11)

636/736	5735	COMPUTER MAINTENANCE	528,658	7,828
636/736	5745	COMPUTER AMORT & PROG COST	10,531	156
636/736	5750	INTERNET SUPPLIER	1,358	20
636/736	6015	EMPLOY FINDER FEES	140,900	2,086
636/736	6035	PAYROLL SERVICES	18,681	277
636/736	6045	TEMP EMPLOY - CLERICAL	25,259	374
636/736	6050	OTHER OUTSIDE SERVICES	-	-
				<u>10,731</u>
641/741	6090	RENT	-	-
				<u>-</u>
659/759	5715	INSURANCE-OTHER	386,846	5,728
				<u>5,728</u>
667/767	6070	MISC REG MATTERS COMM EXP	7,085	105
				<u>105</u>
670/770	5505	AGENCY EXPENSE	-	-
670/770	5510	UNCOLLECTIBLE ACCOUNTS	11,930	177
				<u>177</u>
675/775	5545	CUSTOMER SERVICE PRINTING	11,916	176
675/775	5755	MICROFILMING	197	3
675/775	5760	WEBSITE DEVELOPMENT	-	-
675/775	5785	ADVERTISING/MARKETING	850	13
675/775	5790	BANK SERVICE CHARGE	(122,441)	(1,813)
675/775	5800	LETTER OF CREDIT FEE	-	-
675/775	5805	LICENSE FEES	35	1
675/775	5810	MEMBERSHIPS	5,520	82
675/775	5815	PENALTIES/FINES	-	-
675/775	5825	OTHER MISC EXPENSE	(20,673)	(306)
675/775	5855	ANSWERING SERVICE	-	-
675/775	5865	COPY MACHINE	556	8
675/775	5870	HOLIDAY EVENTS/PICNICS	250	4
675/775	5875	KITCHEN SUPPLIES	732	11
675/775	5885	PRINTING/BLEUPRINTS	1,224	18
675/775	5890	PUBL SUBSCRIPTIONS/TAPES	4,199	62
675/775	5895	SHIPPING CHARGES	(109)	(2)
675/775	5900	OTHER OFFICE EXPENSES	24,159	358

675/775	5930	OFFICE ELECTRIC	7,940	118
675/775	5935	OFFICE GAS	2,676	40
675/775	5940	OFFICE WATER	690	10
675/775	5945	OFFICE TELECOM	100,341	1,486
675/775	5950	OFFICE GARBAGE REMOVAL	2,586	38
675/775	5955	OFFICE LANDSCAPE / MOW / PLOW	11,076	164
675/775	5960	OFFICE ALARM SYS PHONE EXP	1,146	17
675/775	5965	OFFICE MAINTENANCE	13,535	200
675/775	5970	OFFICE CLEANING SERVICE	4,850	72
675/775	5975	OFFICE MACHINE/HEAT&COOL	1,447	21
675/775	5985	TELEMETERING/PHONE EXPENSE	-	-
675/775	6185	TRAVEL LODGING	24,687	366
675/775	6190	TRAVEL AIRFARE	7,375	109
675/775	6195	TRAVEL TRANSPORTATION	3,582	53
675/775	6200	TRAVEL MEALS	5,130	76
675/775	6205	TRAVEL ENTERTAINMENT	512	8
675/775	6360	COMMUNICATION EXPENSE	107	2
675/775	6385	UNIFORMS	99	1
675/775	6390	WEATHER/HURRICANE COSTS	-	-
				1,395
				35,688

**UIF - Pinellas**

<u>NARUC Number</u>	<u>Account Number</u>	<u>Account Description</u>	<u>WSC General Ledger Balance</u>	<u>UIF - Pinellas Allocation</u>
403	6580	DEPREC-OFFICE STRUCTURE	17,275	26
403	6585	DEPREC-OFFICE FURN/EQPT	7,663	12
403	6595	DEPREC-TOOL SHOP & MISC EQPT	20	0
403	6610	DEPREC-COMMUNICATION EQPT	1,554	2
403	6920	DEPREC - MAINFRAME (1)	1,125	2
403	6921	DEPREC - MINI COMPUTER (1)	33,265	51
403	6922	COMP SYSTEM AMORTIZATION (1)	675,546	1,032
403	6923	MICRO SYSTEM AMORTIZATION (1)	35,803	55
				1,180
408.10	7535	FRANCHISE TAX	-	-
				-
408.11	7550	PROPERTY/OTHER GENERAL TAX	(16,752)	(26)
408.11	7555	REAL ESTATE TAX	29,355	45



				<u>19</u>
410.11	7600	DEF INCOME TAXES-STATE	28,882	<u>44</u>
				<u>44</u>
414	7690	SALE OF EQUIPMENT	(500)	<u>(1)</u>
				<u>(1)</u>
604/704	5820	TRAINING EXPENSE	7,147	<u>11</u>
				<u>11</u>
620/720	5525	BILL STOCK	(4,450)	(7)
620/720	5530	BILLING COMPUTER SUPPLIES	17,802	27
620/720	5535	BILLING ENVELOPES	30,502	47
620/720	5540	BILLING POSTAGE	213,397	326
620/720	5740	COMPUTER SUPPLIES	(14,679)	(22)
620/720	5860	CLEANING SUPPLIES	-	-
620/720	5880	OFFICE SUPPLY STORES	3,264	5
620/720	6310	WATER-OTHER MAINT EXP	(73)	(0)
620/720	6355	DEFERRED MAINT EXPENSE	34,256	52
620/720	6380	REPAIRS & MAINT-MAINT, LAND	-	-
				<u>428</u>
632/732	6005	ACCOUNTING STUDIES	-	-
632/732	6010	AUDIT FEES	30,431	47
632/732	6040	TAX RETURN REVIEW	8,500	<u>13</u>
				<u>59</u>
633/733	6025	LEGAL FEES	45,946	<u>70</u>
				<u>70</u>
636/736	5495	METER READING	(729)	(1)
636/736	5735	COMPUTER MAINTENANCE	528,658	808
636/736	5745	COMPUTER AMORT & PROG COST	10,531	16
636/736	5750	INTERNET SUPPLIER	1,358	2
636/736	6015	EMPLOY FINDER FEES	140,900	215
636/736	6035	PAYROLL SERVICES	18,681	29
636/736	6045	TEMP EMPLOY - CLERICAL	25,259	39
636/736	6050	OTHER OUTSIDE SERVICES	-	-
				<u>1,108</u>

641/741	6090	RENT	-	-
				-
659/759	5715	INSURANCE-OTHER	386,846	591
				591
667/767	6070	MISC REG MATTERS COMM EXP	7,085	11
				11
670/770	5505	AGENCY EXPENSE	-	-
670/770	5510	UNCOLLECTIBLE ACCOUNTS	11,930	18
				18
675/775	5545	CUSTOMER SERVICE PRINTING	11,916	18
675/775	5755	MICROFILMING	197	0
675/775	5760	WEBSITE DEVELOPMENT	-	-
675/775	5785	ADVERTISING/MARKETING	850	1
675/775	5790	BANK SERVICE CHARGE	(122,441)	(187)
675/775	5800	LETTER OF CREDIT FEE	-	-
675/775	5805	LICENSE FEES	35	0
675/775	5810	MEMBERSHIPS	5,520	8
675/775	5815	PENALTIES/FINES	-	-
675/775	5825	OTHER MISC EXPENSE	(20,673)	(32)
675/775	5855	ANSWERING SERVICE	-	-
675/775	5865	COPY MACHINE	556	1
675/775	5870	HOLIDAY EVENTS/PICNICS	250	0
675/775	5875	KITCHEN SUPPLIES	732	1
675/775	5885	PRINTING/BLEUPRINTS	1,224	2
675/775	5890	PUBL SUBSCRIPTIONS/TAPES	4,199	6
675/775	5895	SHIPPING CHARGES	(109)	(0)
675/775	5900	OTHER OFFICE EXPENSES	24,159	37
675/775	5930	OFFICE ELECTRIC	7,940	12
675/775	5935	OFFICE GAS	2,676	4
675/775	5940	OFFICE WATER	690	1
675/775	5945	OFFICE TELECOM	100,341	153
675/775	5950	OFFICE GARBAGE REMOVAL	2,586	4
675/775	5955	OFFICE LANDSCAPE / MOW / PLOW	11,076	17
675/775	5960	OFFICE ALARM SYS PHONE EXP	1,146	2
675/775	5965	OFFICE MAINTENANCE	13,535	21

675/775	5970	OFFICE CLEANING SERVICE	4,850	7	
675/775	5975	OFFICE MACHINE/HEAT&COOL	1,447	2	
675/775	5985	TELEMETERING/PHONE EXPENSE	-	-	
675/775	6185	TRAVEL LODGING	24,687	38	
675/775	6190	TRAVEL AIRFARE	7,375	11	
675/775	6195	TRAVEL TRANSPORTATION	3,582	5	
675/775	6200	TRAVEL MEALS	5,130	8	
675/775	6205	TRAVEL ENTERTAINMENT	512	1	
675/775	6360	COMMUNICATION EXPENSE	107	0	
675/775	6385	UNIFORMS	99	0	
675/775	6390	WEATHER/HURRICANE COSTS	-	-	
				144	3,683

**UIF - Seminole**

<u>NARUC Number</u>	<u>Account Number</u>	<u>Account Description</u>	<u>WSC General Ledger Balance</u>	<u>UIF - Seminole Allocation</u>
403	6580	DEPREC-OFFICE STRUCTURE	17,275	246
403	6585	DEPREC-OFFICE FURN/EQPT	7,663	109
403	6595	DEPREC-TOOL SHOP & MISC EQPT	20	0
403	6610	DEPREC-COMMUNICATION EQPT	1,554	22
403	6920	DEPREC - MAINFRAME (1)	1,125	16
403	6921	DEPREC - MINI COMPUTER (1)	33,265	474
403	6922	COMP SYSTEM AMORTIZATION (1)	675,546	9,617
403	6923	MICRO SYSTEM AMORTIZATION (1)	35,803	510
				10,994
408.10	7535	FRANCHISE TAX	-	-
				-
408.11	7550	PROPERTY/OTHER GENERAL TAX	(16,752)	(238)
408.11	7555	REAL ESTATE TAX	29,355	418
				179
410.11	7600	DEF INCOME TAXES-STATE	28,882	411
				411
414	7690	SALE OF EQUIPMENT	(500)	(7)
				(7)

604/704	5820	TRAINING EXPENSE	7,147	<u>102</u>
				<u>102</u>
620/720	5525	BILL STOCK	(4,450)	(63)
620/720	5530	BILLING COMPUTER SUPPLIES	17,802	253
620/720	5535	BILLING ENVELOPES	30,502	434
620/720	5540	BILLING POSTAGE	213,397	3,038
620/720	5740	COMPUTER SUPPLIES	(14,679)	(209)
620/720	5860	CLEANING SUPPLIES	-	-
620/720	5880	OFFICE SUPPLY STORES	3,264	46
620/720	6310	WATER-OTHER MAINT EXP	(73)	(1)
620/720	6355	DEFERRED MAINT EXPENSE	34,256	488
620/720	6380	REPAIRS & MAINT-MAINT,LAND	-	-
				<u>3,986</u>
632/732	6005	ACCOUNTING STUDIES	-	-
632/732	6010	AUDIT FEES	30,431	433
632/732	6040	TAX RETURN REVIEW	8,500	121
				<u>554</u>
633/733	6025	LEGAL FEES	45,946	654
				<u>654</u>
636/736	5495	METER READING	(729)	(10)
636/736	5735	COMPUTER MAINTENANCE	528,658	7,526
636/736	5745	COMPUTER AMORT & PROG COST	10,531	150
636/736	5750	INTERNET SUPPLIER	1,358	19
636/736	6015	EMPLOY FINDER FEES	140,900	2,006
636/736	6035	PAYROLL SERVICES	18,681	266
636/736	6045	TEMP EMPLOY - CLERICAL	25,259	360
636/736	6050	OTHER OUTSIDE SERVICES	-	-
				<u>10,316</u>
641/741	6090	RENT	-	-
				<u>-</u>
659/759	5715	INSURANCE-OTHER	386,846	5,507
				<u>5,507</u>
667/767	6070	MISC REG MATTERS COMM EXP	7,085	101

			101
670/770	5505	AGENCY EXPENSE	-
670/770	5510	UNCOLLECTIBLE ACCOUNTS	11,930
			170
675/775	5545	CUSTOMER SERVICE PRINTING	11,916
675/775	5755	MICROFILMING	197
675/775	5760	WEBSITE DEVELOPMENT	-
675/775	5785	ADVERTISING/MARKETING	850
675/775	5790	BANK SERVICE CHARGE	(122,441)
675/775	5800	LETTER OF CREDIT FEE	-
675/775	5805	LICENSE FEES	35
675/775	5810	MEMBERSHIPS	5,520
675/775	5815	PENALTIES/FINES	-
675/775	5825	OTHER MISC EXPENSE	(20,673)
675/775	5855	ANSWERING SERVICE	-
675/775	5865	COPY MACHINE	556
675/775	5870	HOLIDAY EVENTS/PICNICS	250
675/775	5875	KITCHEN SUPPLIES	732
675/775	5885	PRINTING/BLEUPRINTS	1,224
675/775	5890	PUBL SUBSCRIPTIONS/TAPES	4,199
675/775	5895	SHIPPING CHARGES	(109)
675/775	5900	OTHER OFFICE EXPENSES	24,159
675/775	5930	OFFICE ELECTRIC	7,940
675/775	5935	OFFICE GAS	2,676
675/775	5940	OFFICE WATER	690
675/775	5945	OFFICE TELECOM	100,341
675/775	5950	OFFICE GARBAGE REMOVAL	2,586
675/775	5955	OFFICE LANDSCAPE / MOW / PLOW	11,076
675/775	5960	OFFICE ALARM SYS PHONE EXP	1,146
675/775	5965	OFFICE MAINTENANCE	13,535
675/775	5970	OFFICE CLEANING SERVICE	4,850
675/775	5975	OFFICE MACHINE/HEAT&COOL	1,447
675/775	5985	TELEMETERING/PHONE EXPENSE	-
675/775	6185	TRAVEL LODGING	24,687
675/775	6190	TRAVEL AIRFARE	7,375
675/775	6195	TRAVEL TRANSPORTATION	3,582
675/775	6200	TRAVEL MEALS	5,130
675/775	6205	TRAVEL ENTERTAINMENT	512

675/775	6360	COMMUNICATION EXPENSE	107	2
675/775	6385	UNIFORMS	99	1
675/775	6390	WEATHER/HURRICANE COSTS	-	-
				<hr/>
				1,341
				<hr/>
				<b>34,308</b>

**FLORIDA ALLOCATION REVISIONS  
1Q 2008 REGIONAL EXPENSES**

**UIF - Marion**

<u>NARUC Number</u>	<u>Account Number</u>	<u>Account Description</u>	<u>FL Region (802100) General Ledger Balance</u>
403	6445	DEPREC-ORGANIZATION (1)	-
403	6450	DEPREC-FRANCHISES (1)	-
403	6470	DEPREC-STRUCT & IMPRV GEN (1)	-
403	6485	DEPREC-WELLS & SPRINGS (1)	-
403	6510	DEPREC-ELEC PUMP EQP WTP (1)	-
403	6520	DEPREC-WATER TREATMENT EQP (1)	-
403	6530	DEPREC-TRANS & DISTR MAINS (1)	-
403	6535	DEPREC-SERVICE LINES (1)	-
403	6540	DEPREC-METERS (1)	-
403	6580	DEPREC-OFFICE STRUCTURE (1)	-
403	6585	DEPREC-OFFICE FURN/EQPT (1)	-
403	6595	DEPREC-TOOL SHOP & MISC EQPT (1)	-
403	6600	DEPREC-LABORATORY EQUIPMEN (1)	-
403	6610	DEPREC-COMMUNICATION EQPT (1)	-
403	6660	DEPREC-STRUCT/IMPRV PUMP (1)	-
403	6765	DEPREC-TREAT/DISP EQ TRT P (1)	-
403	6835	DEPREC-TOOL SHOP & MISC EQPT (1)	-
403	6920	DEPREC - MAINFRAME (1)	-
403	6921	DEPREC - MINI COMPUTER (1)	-
403	6922	COMP SYSTEM AMORTIZATION (1)	-
403	6923	MICRO SYSTEM AMORTIZATION (1)	-
408.10	7540	GROSS RECEIPTS TAX	-
408.11	7550	PROPERTY/OTHER GENERAL TAX	-
408.13	7560	SALES/USE TAX EXPENSE	-
412.20	7585	AMORT OF INVEST TAX CREDIT	-
604/704	5820	TRAINING EXPENSE	709
610/710	5455	PURCHASED SEWER TREATMENT	-
620/720	5540	BILLING POSTAGE	603
620/720	5740	COMPUTER SUPPLIES	-

620/720	5860	CLEANING SUPPLIES	50
620/720	5880	OFFICE SUPPLY STORES	6,747
620/720	6285	WATER-MAINT SUPPLIES	-
620/720	6290	WATER-MAINT REPAIRS	-
620/720	6310	WATER-OTHER MAINT EXP	-
620/720	6320	SEWER-MAINT SUPPLIES	-
620/720	6345	SEWER-OTHER MAINT EXP	-
620/720	6355	DEFERRED MAINT EXPENSE	-
633/733	6025	LEGAL FEES	-
636/736	5745	COMPUTER AMORT & PROG COST	-
636/736	5750	INTERNET SUPPLIER	-
636/736	6045	TEMP EMPLOY - CLERICAL	6,481
642/742	6365	EQUIPMENT RENTALS	-
666/766	6065	RATE CASE AMORT EXPENSE	-
667/767	6070	MISC REG MATTERS COMM EXP	-
675/775	5805	LICENSE FEES	1,100
675/775	5810	MEMBERSHIPS	4,125
675/775	5825	OTHER MISC EXPENSE	(500)
675/775	5855	ANSWERING SERVICE	4,260
675/775	5865	COPY MACHINE	188
675/775	5890	PUBL SUBSCRIPTIONS/TAPES	-
675/775	5895	SHIPPING CHARGES	3,274
675/775	5900	OTHER OFFICE EXPENSES	4,929
675/775	5930	OFFICE ELECTRIC	-
675/775	5945	OFFICE TELECOM	94
675/775	5950	OFFICE GARBAGE REMOVAL	262
675/775	5955	OFFICE LANDSCAPE / MOW / PLOW	1,600
675/775	5960	OFFICE ALARM SYS PHONE EXP	977
675/775	5965	OFFICE MAINTENANCE	609
675/775	5970	OFFICE CLEANING SERVICE	-
675/775	6185	TRAVEL LODGING	5,403
675/775	6190	TRAVEL AIRFARE	328
675/775	6195	TRAVEL TRANSPORTATION	2,735
675/775	6200	TRAVEL MEALS	1,729
675/775	6260	TEST-EQUIP/CHEMICAL	-
675/775	6360	COMMUNICATION EXPENSE	-
675/775	6385	UNIFORMS	-



**UIF - Orange**

<u>NARUC Number</u>	<u>Account Number</u>	<u>Account Description</u>	<u>FL Region (802100)</u> <u>General Ledger Balance</u>
403	6445	DEPREC-ORGANIZATION (1)	-
403	6450	DEPREC-FRANCHISES (1)	-
403	6470	DEPREC-STRUCT & IMPRV GEN (1)	-
403	6485	DEPREC-WELLS & SPRINGS (1)	-
403	6510	DEPREC-ELEC PUMP EQP WTP (1)	-
403	6520	DEPREC-WATER TREATMENT EQP (1)	-
403	6530	DEPREC-TRANS & DISTR MAINS (1)	-
403	6535	DEPREC-SERVICE LINES (1)	-
403	6540	DEPREC-METERS (1)	-
403	6580	DEPREC-OFFICE STRUCTURE (1)	-
403	6585	DEPREC-OFFICE FURN/EQPT (1)	-
403	6595	DEPREC-TOOL SHOP & MISC EQPT (1)	-
403	6600	DEPREC-LABORATORY EQUIPMEN (1)	-
403	6610	DEPREC-COMMUNICATION EQPT (1)	-
403	6660	DEPREC-STRUCT/IMPRV PUMP (1)	-
403	6765	DEPREC-TREAT/DISP EQ TRT P (1)	-
403	6835	DEPREC-TOOL SHOP & MISC EQPT (1)	-
403	6920	DEPREC - MAINFRAME (1)	-
403	6921	DEPREC - MINI COMPUTER (1)	-
403	6922	COMP SYSTEM AMORTIZATION (1)	-
403	6923	MICRO SYSTEM AMORTIZATION (1)	-
408.10	7540	GROSS RECEIPTS TAX	-
408.11	7550	PROPERTY/OTHER GENERAL TAX	-
408.13	7560	SALES/USE TAX EXPENSE	-
412.20	7585	AMORT OF INVEST TAX CREDIT	-
604/704	5820	TRAINING EXPENSE	709
610/710	5455	PURCHASED SEWER TREATMENT	-
620/720	5540	BILLING POSTAGE	603
620/720	5740	COMPUTER SUPPLIES	-
620/720	5860	CLEANING SUPPLIES	50
620/720	5880	OFFICE SUPPLY STORES	6,747
620/720	6285	WATER-MAINT SUPPLIES	-

620/720	6290	WATER-MAINT REPAIRS	-
620/720	6310	WATER-OTHER MAINT EXP	-
620/720	6320	SEWER-MAINT SUPPLIES	-
620/720	6345	SEWER-OTHER MAINT EXP	-
620/720	6355	DEFERRED MAINT EXPENSE	-
633/733	6025	LEGAL FEES	-
636/736	5745	COMPUTER AMORT & PROG COST	-
636/736	5750	INTERNET SUPPLIER	-
636/736	6045	TEMP EMPLOY - CLERICAL	6,481
642/742	6365	EQUIPMENT RENTALS	-
666/766	6065	RATE CASE AMORT EXPENSE	-
667/767	6070	MISC REG MATTERS COMM EXP	-
675/775	5805	LICENSE FEES	1,100
675/775	5810	MEMBERSHIPS	4,125
675/775	5825	OTHER MISC EXPENSE	(500)
675/775	5855	ANSWERING SERVICE	4,260
675/775	5865	COPY MACHINE	188
675/775	5890	PUBL SUBSCRIPTIONS/TAPES	-
675/775	5895	SHIPPING CHARGES	3,274
675/775	5900	OTHER OFFICE EXPENSES	4,929
675/775	5930	OFFICE ELECTRIC	-
675/775	5945	OFFICE TELECOM	94
675/775	5950	OFFICE GARBAGE REMOVAL	262
675/775	5955	OFFICE LANDSCAPE / MOW / PLOW	1,600
675/775	5960	OFFICE ALARM SYS PHONE EXP	977
675/775	5965	OFFICE MAINTENANCE	609
675/775	5970	OFFICE CLEANING SERVICE	-
675/775	6185	TRAVEL LODGING	5,403
675/775	6190	TRAVEL AIRFARE	328
675/775	6195	TRAVEL TRANSPORTATION	2,735
675/775	6200	TRAVEL MEALS	1,729
675/775	6260	TEST-EQUIP/CHEMICAL	-
675/775	6360	COMMUNICATION EXPENSE	-
675/775	6385	UNIFORMS	-

**UIF - Pasco**

FL Region (802100)

<u>NARUC Number</u>	<u>Account Number</u>	<u>Account Description</u>	<u>General Ledger Balance</u>
403	6445	DEPREC-ORGANIZATION (1)	-
403	6450	DEPREC-FRANCHISES (1)	-
403	6470	DEPREC-STRUCT & IMPRV GEN (1)	-
403	6485	DEPREC-WELLS & SPRINGS (1)	-
403	6510	DEPREC-ELEC PUMP EQP WTP (1)	-
403	6520	DEPREC-WATER TREATMENT EQP (1)	-
403	6530	DEPREC-TRANS & DISTR MAINS (1)	-
403	6535	DEPREC-SERVICE LINES (1)	-
403	6540	DEPREC-METERS (1)	-
403	6580	DEPREC-OFFICE STRUCTURE (1)	-
403	6585	DEPREC-OFFICE FURN/EQPT (1)	-
403	6595	DEPREC-TOOL SHOP & MISC EQPT (1)	-
403	6600	DEPREC-LABORATORY EQUIPMEN (1)	-
403	6610	DEPREC-COMMUNICATION EQPT (1)	-
403	6660	DEPREC-STRUCT/IMPRV PUMP (1)	-
403	6765	DEPREC-TREAT/DISP EQ TRT P (1)	-
403	6835	DEPREC-TOOL SHOP & MISC EQPT (1)	-
403	6920	DEPREC - MAINFRAME (1)	-
403	6921	DEPREC - MINI COMPUTER (1)	-
403	6922	COMP SYSTEM AMORTIZATION (1)	-
403	6923	MICRO SYSTEM AMORTIZATION (1)	-
408.10	7540	GROSS RECEIPTS TAX	-
408.11	7550	PROPERTY/OTHER GENERAL TAX	-
408.13	7560	SALES/USE TAX EXPENSE	-
412.20	7585	AMORT OF INVEST TAX CREDIT	-
604/704	5820	TRAINING EXPENSE	709
610/710	5455	PURCHASED SEWER TREATMENT	-
620/720	5540	BILLING POSTAGE	603
620/720	5740	COMPUTER SUPPLIES	-
620/720	5860	CLEANING SUPPLIES	50
620/720	5880	OFFICE SUPPLY STORES	6,747
620/720	6285	WATER-MAINT SUPPLIES	-
620/720	6290	WATER-MAINT REPAIRS	-
620/720	6310	WATER-OTHER MAINT EXP	-
620/720	6320	SEWER-MAINT SUPPLIES	-

620/720	6345	SEWER-OTHER MAINT EXP	-
620/720	6355	DEFERRED MAINT EXPENSE	-
633/733	6025	LEGAL FEES	-
636/736	5745	COMPUTER AMORT & PROG COST	-
636/736	5750	INTERNET SUPPLIER	-
636/736	6045	TEMP EMPLOY - CLERICAL	6,481
642/742	6365	EQUIPMENT RENTALS	-
666/766	6065	RATE CASE AMORT EXPENSE	-
667/767	6070	MISC REG MATTERS COMM EXP	-
675/775	5805	LICENSE FEES	1,100
675/775	5810	MEMBERSHIPS	4,125
675/775	5825	OTHER MISC EXPENSE	(500)
675/775	5855	ANSWERING SERVICE	4,260
675/775	5865	COPY MACHINE	188
675/775	5890	PUBL SUBSCRIPTIONS/TAPES	-
675/775	5895	SHIPPING CHARGES	3,274
675/775	5900	OTHER OFFICE EXPENSES	4,929
675/775	5930	OFFICE ELECTRIC	-
675/775	5945	OFFICE TELECOM	94
675/775	5950	OFFICE GARBAGE REMOVAL	262
675/775	5955	OFFICE LANDSCAPE / MOW / PLOW	1,600
675/775	5960	OFFICE ALARM SYS PHONE EXP	977
675/775	5965	OFFICE MAINTENANCE	609
675/775	5970	OFFICE CLEANING SERVICE	-
675/775	6185	TRAVEL LODGING	5,403
675/775	6190	TRAVEL AIRFARE	328
675/775	6195	TRAVEL TRANSPORTATION	2,735
675/775	6200	TRAVEL MEALS	1,729
675/775	6260	TEST-EQUIP/CHEMICAL	-
675/775	6360	COMMUNICATION EXPENSE	-
675/775	6385	UNIFORMS	-

**UIF - Pinellas**

<u>NARUC Number</u>	<u>Account Number</u>	<u>Account Description</u>	<u>FL Region (802100)</u> <u>General Ledger Balance</u>
403	6445	DEPREC-ORGANIZATION (1)	-

403	6450	DEPREC-FRANCHISES (1)	-
403	6470	DEPREC-STRUCT & IMPRV GEN (1)	-
403	6485	DEPREC-WELLS & SPRINGS (1)	-
403	6510	DEPREC-ELEC PUMP EQP WTP (1)	-
403	6520	DEPREC-WATER TREATMENT EQP (1)	-
403	6530	DEPREC-TRANS & DISTR MAINS (1)	-
403	6535	DEPREC-SERVICE LINES (1)	-
403	6540	DEPREC-METERS (1)	-
403	6580	DEPREC-OFFICE STRUCTURE (1)	-
403	6585	DEPREC-OFFICE FURN/EQPT (1)	-
403	6595	DEPREC-TOOL SHOP & MISC EQPT (1)	-
403	6600	DEPREC-LABORATORY EQUIPMEN (1)	-
403	6610	DEPREC-COMMUNICATION EQPT (1)	-
403	6660	DEPREC-STRUCT/IMPRV PUMP (1)	-
403	6765	DEPREC-TREAT/DISP EQ TRT P (1)	-
403	6835	DEPREC-TOOL SHOP & MISC EQPT (1)	-
403	6920	DEPREC - MAINFRAME (1)	-
403	6921	DEPREC - MINI COMPUTER (1)	-
403	6922	COMP SYSTEM AMORTIZATION (1)	-
403	6923	MICRO SYSTEM AMORTIZATION (1)	-
408.10	7540	GROSS RECEIPTS TAX	-
408.11	7550	PROPERTY/OTHER GENERAL TAX	-
408.13	7560	SALES/USE TAX EXPENSE	-
412.20	7585	AMORT OF INVEST TAX CREDIT	-
604/704	5820	TRAINING EXPENSE	709
610/710	5455	PURCHASED SEWER TREATMENT	-
620/720	5540	BILLING POSTAGE	603
620/720	5740	COMPUTER SUPPLIES	-
620/720	5860	CLEANING SUPPLIES	50
620/720	5880	OFFICE SUPPLY STORES	6,747
620/720	6285	WATER-MAINT SUPPLIES	-
620/720	6290	WATER-MAINT REPAIRS	-
620/720	6310	WATER-OTHER MAINT EXP	-
620/720	6320	SEWER-MAINT SUPPLIES	-
620/720	6345	SEWER-OTHER MAINT EXP	-
620/720	6355	DEFERRED MAINT EXPENSE	-

633/733	6025	LEGAL FEES	-
636/736	5745	COMPUTER AMORT & PROG COST	-
636/736	5750	INTERNET SUPPLIER	-
636/736	6045	TEMP EMPLOY - CLERICAL	6,481
642/742	6365	EQUIPMENT RENTALS	-
666/766	6065	RATE CASE AMORT EXPENSE	-
667/767	6070	MISC REG MATTERS COMM EXP	-
675/775	5805	LICENSE FEES	1,100
675/775	5810	MEMBERSHIPS	4,125
675/775	5825	OTHER MISC EXPENSE	(500)
675/775	5855	ANSWERING SERVICE	4,260
675/775	5865	COPY MACHINE	188
675/775	5890	PUBL SUBSCRIPTIONS/TAPES	-
675/775	5895	SHIPPING CHARGES	3,274
675/775	5900	OTHER OFFICE EXPENSES	4,929
675/775	5930	OFFICE ELECTRIC	-
675/775	5945	OFFICE TELECOM	94
675/775	5950	OFFICE GARBAGE REMOVAL	262
675/775	5955	OFFICE LANDSCAPE / MOW / PLOW	1,600
675/775	5960	OFFICE ALARM SYS PHONE EXP	977
675/775	5965	OFFICE MAINTENANCE	609
675/775	5970	OFFICE CLEANING SERVICE	-
675/775	6185	TRAVEL LODGING	5,403
675/775	6190	TRAVEL AIRFARE	328
675/775	6195	TRAVEL TRANSPORTATION	2,735
675/775	6200	TRAVEL MEALS	1,729
675/775	6260	TEST-EQUIP/CHEMICAL	-
675/775	6360	COMMUNICATION EXPENSE	-
675/775	6385	UNIFORMS	-

**UIF - Seminole**

<u>NARUC Number</u>	<u>Account Number</u>	<u>Account Description</u>	<u>FL Region (802100) General Ledger Balance</u>
403	6445	DEPREC-ORGANIZATION (1)	-
403	6450	DEPREC-FRANCHISES (1)	-
403	6470	DEPREC-STRUCT & IMPRV GEN (1)	-
403	6485	DEPREC-WELLS & SPRINGS (1)	-

403	6510	DEPREC-ELEC PUMP EQP WTP (1)	-
403	6520	DEPREC-WATER TREATMENT EQP (1)	-
403	6530	DEPREC-TRANS & DISTR MAINS (1)	-
403	6535	DEPREC-SERVICE LINES (1)	-
403	6540	DEPREC-METERS (1)	-
403	6580	DEPREC-OFFICE STRUCTURE (1)	-
403	6585	DEPREC-OFFICE FURN/EQPT (1)	-
403	6595	DEPREC-TOOL SHOP & MISC EQPT (1)	-
403	6600	DEPREC-LABORATORY EQUIPMEN (1)	-
403	6610	DEPREC-COMMUNICATION EQPT (1)	-
403	6660	DEPREC-STRUCT/IMPRV PUMP (1)	-
403	6765	DEPREC-TREAT/DISP EQ TRT P (1)	-
403	6835	DEPREC-TOOL SHOP & MISC EQPT (1)	-
403	6920	DEPREC - MAINFRAME (1)	-
403	6921	DEPREC - MINI COMPUTER (1)	-
403	6922	COMP SYSTEM AMORTIZATION (1)	-
403	6923	MICRO SYSTEM AMORTIZATION (1)	-
408.10	7540	GROSS RECEIPTS TAX	-
408.11	7550	PROPERTY/OTHER GENERAL TAX	-
408.13	7560	SALES/USE TAX EXPENSE	-
412.20	7585	AMORT OF INVEST TAX CREDIT	-
604/704	5820	TRAINING EXPENSE	709
610/710	5455	PURCHASED SEWER TREATMENT	-
620/720	5540	BILLING POSTAGE	603
620/720	5740	COMPUTER SUPPLIES	-
620/720	5860	CLEANING SUPPLIES	50
620/720	5880	OFFICE SUPPLY STORES	6,747
620/720	6285	WATER-MAINT SUPPLIES	-
620/720	6290	WATER-MAINT REPAIRS	-
620/720	6310	WATER-OTHER MAINT EXP	-
620/720	6320	SEWER-MAINT SUPPLIES	-
620/720	6345	SEWER-OTHER MAINT EXP	-
620/720	6355	DEFERRED MAINT EXPENSE	-
633/733	6025	LEGAL FEES	-

636/736	5745	COMPUTER AMORT & PROG COST	-
636/736	5750	INTERNET SUPPLIER	-
636/736	6045	TEMP EMPLOY - CLERICAL	6,481
642/742	6365	EQUIPMENT RENTALS	-
666/766	6065	RATE CASE AMORT EXPENSE	-
667/767	6070	MISC REG MATTERS COMM EXP	-
675/775	5805	LICENSE FEES	1,100
675/775	5810	MEMBERSHIPS	4,125
675/775	5825	OTHER MISC EXPENSE	(500)
675/775	5855	ANSWERING SERVICE	4,260
675/775	5865	COPY MACHINE	188
675/775	5890	PUBL SUBSCRIPTIONS/TAPES	-
675/775	5895	SHIPPING CHARGES	3,274
675/775	5900	OTHER OFFICE EXPENSES	4,929
675/775	5930	OFFICE ELECTRIC	-
675/775	5945	OFFICE TELECOM	94
675/775	5950	OFFICE GARBAGE REMOVAL	262
675/775	5955	OFFICE LANDSCAPE / MOW / PLOW	1,600
675/775	5960	OFFICE ALARM SYS PHONE EXP	977
675/775	5965	OFFICE MAINTENANCE	609
675/775	5970	OFFICE CLEANING SERVICE	-
675/775	6185	TRAVEL LODGING	5,403
675/775	6190	TRAVEL AIRFARE	328
675/775	6195	TRAVEL TRANSPORTATION	2,735
675/775	6200	TRAVEL MEALS	1,729
675/775	6260	TEST-EQUIP/CHEMICAL	-
675/775	6360	COMMUNICATION EXPENSE	-
675/775	6385	UNIFORMS	-



<u>State of FL (855100)</u> <u>General Ledger Balance</u>	<u>Regional CC (252100)</u> <u>General Ledger Balance</u>	<u>Regional CC (252101)</u> <u>General Ledger Balance</u>	<u>Regional CC (252102)</u> <u>General Ledger Balance</u>
-	-	-	-
-	-	-	-
-	-	-	-
-	14	-	-
-	-	-	-
-	-	-	-
-	3	-	-
-	-	-	301
5,662	-	-	-
3,190	-	-	-
3,411	-	-	-
-	-	-	-
1,040	-	-	-
-	19	-	-
-	5	-	-
-	-	-	-
125	-	-	-
29,799	-	-	-
-	-	-	-
720	-	-	-
-	-	29,128	-
-	-	-	-
-	-	-	-
-	-	-	-
-	-	-	-
-	-	4,245	-
-	-	-	-
-	-	-	-

-	-	-	-
-	-	-	-
-	480	548	19
2,785	95	(482)	-
-	-	32	-
-	-	-	195
-	257	7	139
-	-	-	-
-	-	-	-
16,823	-	-	-
-	-	-	-
(34)	-	-	-
130	-	-	-
-	-	-	-
-	-	-	-
3,826	-	-	-
-	-	-	-
-	-	-	-
2,970	-	-	-
-	-	-	-
-	456	-	-
1,153	15	-	-
-	-	-	-
-	-	-	-
-	-	-	-
-	-	-	175
-	-	228	143
-	-	-	-
-	-	-	-
-	244	-	-
-	-	-	-
-	-	-	-
-	-	-	-
-	-	-	-
-	-	-	-
-	-	-	322
-	-	-	-
-	-	-	-
-	180	32	302
-	-	-	-
-	-	-	-
1,226	-	-	-

<u>State of FL (855100)</u> <u>General Ledger Balance</u>	<u>Regional CC (252100)</u> <u>General Ledger Balance</u>	<u>Regional CC (252101)</u> <u>General Ledger Balance</u>	<u>Regional CC (252102)</u> <u>General Ledger Balance</u>
-	-	-	-
-	-	-	-
-	-	-	-
-	14	-	-
-	-	-	-
-	-	-	-
-	3	-	-
-	-	-	301
5,662	-	-	-
3,190	-	-	-
3,411	29	-	-
-	-	-	-
1,040	-	-	-
-	19	-	-
-	5	-	-
-	-	-	-
125	-	-	-
29,799	-	-	-
-	-	-	-
720	-	-	-
-	-	29,128	-
-	-	-	-
-	-	-	-
-	-	-	-
-	-	-	-
-	-	4,245	-
-	-	-	-
-	-	-	-
-	-	-	-
-	480	548	19

2,785	95	(482)	-
-	-	32	-
-	-	-	195
-	257	7	139
-	-	-	-
-	-	-	-
16,823	-	-	-
(34)	-	-	-
130	-	-	-
-	-	-	-
3,826	-	-	-
-	-	-	-
2,970	-	-	-
-	-	-	-
-	456	-	-
1,153	15	-	-
-	-	-	-
-	-	-	-
-	-	-	175
-	-	228	143
-	-	-	-
-	-	-	-
-	244	-	-
-	-	-	-
-	-	-	-
-	-	-	-
-	-	-	322
-	-	-	-
-	-	-	-
-	180	32	302
-	-	-	-
-	-	-	-
1,226	-	-	-

State of FL (855100)

Regional CC (252100)

Regional CC (252101)

Regional CC (252102)

<u>General Ledger Balance</u>	<u>General Ledger Balance</u>	<u>General Ledger Balance</u>	<u>General Ledger Balance</u>
-	-	-	-
-	-	-	-
-	-	-	-
-	-	-	-
-	14	-	-
-	-	-	-
-	-	-	-
-	3	-	-
-	-	-	301
5,662	-	-	-
3,190	-	-	-
3,411	-	-	-
-	-	-	-
1,040	-	-	-
-	19	-	-
-	5	-	-
-	-	-	-
125	-	-	-
29,799	-	-	-
-	-	-	-
720	-	-	-
-	-	29,128	-
-	-	-	-
-	-	-	-
-	-	-	-
-	-	-	-
-	-	-	-
-	-	4,245	-
-	-	-	-
-	-	-	-
-	-	-	-
-	480	548	19
2,785	95	(482)	-
-	-	32	-
-	-	-	195

-	257	7	139
-	-	-	-
-	-	-	-
16,823	-	-	-
(34)	-	-	-
130	-	-	-
-	-	-	-
3,826	-	-	-
-	-	-	-
2,970	-	-	-
-	-	-	-
-	456	-	-
1,153	15	-	-
-	-	-	-
-	-	-	-
-	-	-	175
-	-	228	143
-	-	-	-
-	-	-	-
-	244	-	-
-	-	-	-
-	-	-	-
-	-	-	322
-	-	-	-
-	180	32	302
-	-	-	-
-	-	-	-
1,226	-	-	-

State of FL (855100)  
General Ledger Balance

Regional CC (252100)  
General Ledger Balance

Regional CC (252101)  
General Ledger Balance

Regional CC (252102)  
General Ledger Balance

- - - -

-	-	-	-
-	-	-	-
-	-	-	-
-	14	-	-
-	-	-	-
-	-	-	-
-	3	-	-
-	-	-	301
5,662	-	-	-
3,190	-	-	-
3,411	-	-	-
-	-	-	-
1,040	-	-	-
-	19	-	-
-	5	-	-
-	-	-	-
125	-	-	-
29,799	-	-	-
-	-	-	-
720	-	-	-
-	-	29,128	-
-	-	-	-
-	-	-	-
-	-	-	-
-	-	-	-
-	-	4,245	-
-	-	-	-
-	-	-	-
-	-	-	-
-	480	548	19
2,785	95	(482)	-
-	-	32	-
-	-	-	195
-	257	7	139
-	-	-	-
-	-	-	-

16,823	-	-	-
(34)	-	-	-
130	-	-	-
-	-	-	-
3,826	-	-	-
-	-	-	-
2,970	-	-	-
-	-	-	-
-	456	-	-
1,153	15	-	-
-	-	-	-
-	-	-	-
-	-	-	175
-	-	228	143
-	-	-	-
-	-	-	-
-	244	-	-
-	-	-	-
-	-	-	-
-	-	-	-
-	-	-	322
-	-	-	-
-	180	32	302
-	-	-	-
-	-	-	-
1,226	-	-	-

State of FL (855100)      Regional CC (252100)      Regional CC (252101)      Regional CC (252102)  
General Ledger Balance      General Ledger Balance      General Ledger Balance      General Ledger Balance

-	-	-	-
-	-	-	-
-	-	-	-
-	-	-	-



-	14	-	-
-	-	-	-
-	-	-	-
-	3	-	-
-	-	-	301
5,662	-	-	-
3,190	-	-	-
3,411	-	-	-
-	-	-	-
1,040	-	-	-
-	19	-	-
-	5	-	-
-	-	-	-
125	-	-	-
29,799	-	-	-
-	-	-	-
720	-	-	-
-	-	29,128	-
-	-	-	-
-	-	-	-
-	-	-	-
-	-	-	-
-	-	4,245	-
-	-	-	-
-	-	-	-
-	-	-	-
-	480	548	19
2,785	95	(482)	-
-	-	32	-
-	-	-	195
-	257	7	139
-	-	-	-
-	-	-	-
16,823	-	-	-

(34)	-	-	-
130	-	-	-
-	-	-	-
3,826	-	-	-
-	-	-	-
2,970	-	-	-

-	-	-	-
-	456	-	-
1,153	15	-	-
-	-	-	-
-	-	-	-
-	-	-	175
-	-	228	143
-	-	-	-
-	-	-	-
-	244	-	-
-	-	-	-
-	-	-	-
-	-	-	-
-	-	-	322
-	-	-	-
-	-	-	-
-	180	32	302
-	-	-	-
-	-	-	-
1,226	-	-	-

<u>Regional CC (252103)</u> <u>General Ledger Balance</u>	<u>Regional CC (252104)</u> <u>General Ledger Balance</u>	<u>Regional CC (252105)</u> <u>General Ledger Balance</u>	<u>Regional CC (252109)</u> <u>General Ledger Balance</u>
-	-	-	23
-	-	-	55
-	-	-	1
-	-	-	2
-	-	-	449
-	-	-	2
-	-	-	70
-	-	34	-
-	-	320	-
-	-	-	-
-	-	-	-
-	-	-	-
-	-	-	48
-	-	-	-
-	-	-	-
-	-	-	-
-	-	-	-
-	-	-	-
-	-	-	-
-	-	-	-
-	-	-	-
-	-	-	-
4,399	31,878	1,923	-
-	-	-	(2,937)
-	-	-	239
-	-	-	(785)
-	-	-	-
-	-	-	-
-	-	-	-
-	-	-	2,739

-	-	-	-
-	-	-	-
-	-	-	-
-	-	-	145
-	-	-	4
-	-	-	-
-	-	-	51
-	-	-	9,468
-	-	-	-
-	-	-	(1,482)
-	-	-	260
-	-	-	-
-	-	-	-
-	-	-	28,823
-	-	-	-
-	-	-	-
-	-	-	-
-	-	-	-
-	69	-	70
-	-	-	-
32	188	-	5,927
-	2,869	-	-
-	5,464	-	60,658
-	-	-	263
-	-	-	90
-	-	-	-
-	1,810	-	145
-	4,350	-	-
-	-	-	-
-	-	-	-
-	-	-	-
-	-	-	-
-	-	223	-
-	40,810	-	1,481
-	-	-	-



-	-	-	145
-	-	-	4
-	-	-	-
-	-	-	51
-	-	-	9,468
-	-	-	-
-	-	-	(1,482)
-	-	-	260
-	-	-	-
-	-	-	-
-	-	-	28,823
-	-	-	-
-	-	-	-
-	-	-	-
-	-	-	-
-	69	-	70
-	-	-	-
32	188	-	5,927
-	2,869	-	-
-	5,464	-	60,658
-	-	-	263
-	-	-	90
-	-	-	-
-	1,810	-	145
-	4,350	-	-
-	-	-	-
-	-	-	-
-	-	-	-
-	-	-	-
-	-	223	-
-	40,810	-	1,481
-	-	-	-

Regional CC (252103)

Regional CC (252104)

Regional CC (252105)

Regional CC (252109)

<u>General Ledger Balance</u>	<u>General Ledger Balance</u>	<u>General Ledger Balance</u>	<u>General Ledger Balance</u>
-	-	-	23
-	-	-	55
-	-	-	1
-	-	-	2
-	-	-	449
-	-	-	2
-	-	-	70
-	-	34	-
-	-	320	-
-	-	-	-
-	-	-	-
-	-	-	-
-	-	-	48
-	-	-	-
-	-	-	-
-	-	-	-
-	-	-	-
-	-	-	-
-	-	-	-
-	-	-	-
-	-	-	-
-	-	-	-
4,399	31,878	1,923	-
-	-	-	(2,937)
-	-	-	239
-	-	-	(785)
-	-	-	-
-	-	-	-
-	-	-	-
-	-	-	2,739
-	-	-	-
-	-	-	-
-	-	-	-
-	-	-	145
-	-	-	4
-	-	-	-

-	-	-	51
-	-	-	9,468
-	-	-	-
-	-	-	(1,482)
-	-	-	260
-	-	-	-
-	-	-	-
-	-	-	28,823
-	-	-	-
-	-	-	-
-	-	-	-
-	-	-	-
-	69	-	70
-	-	-	-
32	188	-	5,927
-	2,869	-	-
-	5,464	-	60,658
-	-	-	263
-	-	-	90
-	-	-	-
-	1,810	-	145
-	4,350	-	-
-	-	-	-
-	-	-	-
-	-	-	-
-	-	-	-
-	-	223	-
-	40,810	-	1,481
-	-	-	-

Regional CC (252103)  
General Ledger Balance

Regional CC (252104)  
General Ledger Balance

Regional CC (252105)  
General Ledger Balance

Regional CC (252109)  
General Ledger Balance



-	-	-	55
-	-	-	1
-	-	-	2
-	-	-	449
-	-	-	2
-	-	-	70
-	-	34	-
-	-	320	-
-	-	-	-
-	-	-	-
-	-	-	-
-	-	-	48
-	-	-	-
-	-	-	-
-	-	-	-
-	-	-	-
-	-	-	-
-	-	-	-
-	-	-	-
-	-	-	-
-	-	-	-
4,399	31,878	1,923	-
-	-	-	(2,937)
-	-	-	239
-	-	-	(785)
-	-	-	-
-	-	-	-
-	-	-	-
-	-	-	2,739
-	-	-	-
-	-	-	-
-	-	-	-
-	-	-	145
-	-	-	4
-	-	-	-
-	-	-	51
-	-	-	9,468

-	-	-	-
-	-	-	(1,482)
-	-	-	260
-	-	-	-
-	-	-	-
-	-	-	28,823
-	-	-	-
-	-	-	-
-	-	-	-
-	-	-	-
-	69	-	70
-	-	-	-
32	188	-	5,927
-	2,869	-	-
-	5,464	-	60,658
-	-	-	263
-	-	-	90
-	-	-	-
-	1,810	-	145
-	4,350	-	-
-	-	-	-
-	-	-	-
-	-	-	-
-	-	223	-
-	40,810	-	1,481
-	-	-	-

Regional CC (252103)  
General Ledger Balance

Regional CC (252104)  
General Ledger Balance

Regional CC (252105)  
General Ledger Balance

Regional CC (252109)  
General Ledger Balance

-	-	-	23
-	-	-	55
-	-	-	1
-	-	-	2

-	-	-	449
-	-	-	2
-	-	-	70
-	-	34	-
-	-	320	-
-	-	-	-
-	-	-	-
-	-	-	-
-	-	-	48
-	-	-	-
-	-	-	-
-	-	-	-
-	-	-	-
-	-	-	-
-	-	-	-
-	-	-	-
-	-	-	-
4,399	31,878	1,923	-
-	-	-	(2,937)
-	-	-	239
-	-	-	(785)
-	-	-	-
-	-	-	-
-	-	-	-
-	-	-	2,739
-	-	-	-
-	-	-	-
-	-	-	-
-	-	-	145
-	-	-	4
-	-	-	-
-	-	-	51
-	-	-	9,468
-	-	-	-

-	-	-	(1,482)
-	-	-	260
-	-	-	-
-	-	-	-
-	-	-	28,823



-	-	-	-
-	-	-	-
-	-	-	-
-	-	-	-
-	-	-	-
-	69	-	70
-	-	-	-
32	188	-	5,927
-	2,869	-	-
-	5,464	-	60,658
-	-	-	263
-	-	-	90
-	-	-	-
-	1,810	-	145
-	4,350	-	-
-	-	-	-
-	-	-	-
-	-	-	-
-	-	223	-
-	40,810	-	1,481
-	-	-	-

w/p 1Q(b)

<u>Total Regional</u>		
<u>General Ledger Balance</u>	<u>Allocation Method</u>	<u>UIF - Marion Allocation</u>
23	UIF	1
55	UIF	3
1	UIF	0
2	UIF	0
463	UIF	30
2	UIF	0
70	UIF	4
37	UIF	2
621	UIF	40
5,662	FL/South	37
3,190	FL/South	21
3,411	FL	29
48	FL	0
1,040	FL	9
19	UIF Wastewater	1
5	UIF Wastewater	0
-	FL	-
125	FL/South	1
29,799	FL/South	194
-	FL/South	-
720	FL/South	5
		<u>377</u>
		<u>377</u>
67,327	UIF	4,292
		<u>4,292</u>
		<u>4,292</u>
(2,937)	FL/South	(19)
		<u>(19)</u>
		<u>(19)</u>
239	UIF	15
		<u>15</u>
		<u>15</u>
(785)	UIF	(50)
		<u>(50)</u>
		<u>(50)</u>
709	FL	6
		<u>6</u>
		<u>6</u>
4,245	UIF Wastewater	125
		<u>125</u>
		<u>125</u>
603	FL/South	4
2,739	FL/South	18

50	FL/South	0
6,747	FL/South	44
1,047	UIF Water	81
2,543	UIF Water	196
36	UIF Water	3
195	UIF Wastewater	6
455	UIF Wastewater	13
9,468	UIF	604
		<u>968</u>
16,823	UIF	1,073
		<u>1,073</u>
(1,516)	FL/South	(10)
390	FL/South	3
6,481	FL/South	42
		<u>35</u>
3,826	FL	32
		<u>32</u>
28,823	UIF	1,838
		<u>1,838</u>
2,970	UIF	189
		<u>189</u>
1,100	FL	9
4,580	FL	38
668	FL/South	4
4,260	FL/South	28
188	FL/South	1
139	FL/South	1
3,449	FL/South	22
11,447	FL/South	75
2,869	FL/South	19
66,217	FL/South	431
768	FL/South	5
1,690	FL/South	11
977	FL/South	6
2,563	FL/South	17
4,350	FL/South	28
5,725	FL	48
328	FL	3
2,735	FL	23
2,243	FL	19
223	FL	2
42,291	FL	354
1,226	FL	10
		<u>1,155</u>

<u>Total Regional</u>		
<u>General Ledger Balance</u>	<u>Allocation Method</u>	<u>UIF - Orange Allocation</u>
23	UIF	1
55	UIF	2
1	UIF	0
2	UIF	0
463	UIF	15
2	UIF	0
70	UIF	2
37	UIF	1
621	UIF	20
5,662	FL/South	18
3,190	FL/South	10
3,440	FL	14
48	FL	0
1,040	FL	4
19	UIF Wastewater	-
5	UIF Wastewater	-
-	FL	-
125	FL/South	0
29,799	FL/South	96
-	FL/South	-
720	FL/South	2
		<u>187</u>
67,327	UIF	<u>2,133</u>
		<u>2,133</u>
(2,937)	FL/South	<u>(10)</u>
		<u>(10)</u>
239	UIF	<u>8</u>
		<u>8</u>
(785)	UIF	<u>(25)</u>
		<u>(25)</u>
709	FL	<u>3</u>
		<u>3</u>
4,245	UIF Wastewater	<u>-</u>
		<u>-</u>
603	FL/South	2
2,739	FL/South	9
50	FL/South	0
6,747	FL/South	22
1,047	UIF Water	46

2,543	UIF Water	112
36	UIF Water	2
195	UIF Wastewater	-
455	UIF Wastewater	-
9,468	UIF	300
		<u>492</u>
16,823	UIF	533
		<u>533</u>
(1,516)	FL/South	(5)
390	FL/South	1
6,481	FL/South	21
		<u>17</u>
3,826	FL	16
		<u>16</u>
28,823	UIF	913
		<u>913</u>
2,970	UIF	94
		<u>94</u>
1,100	FL	5
4,580	FL	19
668	FL/South	2
4,260	FL/South	14
188	FL/South	1
139	FL/South	0
3,449	FL/South	11
11,447	FL/South	37
2,869	FL/South	9
66,217	FL/South	214
768	FL/South	2
1,690	FL/South	5
977	FL/South	3
2,563	FL/South	8
4,350	FL/South	14
5,725	FL	24
328	FL	1
2,735	FL	11
2,243	FL	9
223	FL	1
42,291	FL	176
1,226	FL	5
		<u>574</u>

Total Regional



<u>General Ledger Balance</u>	<u>Allocation Method</u>	<u>UIF - Pasco Allocation</u>
23	UIF	10
55	UIF	24
1	UIF	0
2	UIF	1
463	UIF	203
2	UIF	1
70	UIF	31
37	UIF	16
621	UIF	272
5,662	FL/South	253
3,190	FL/South	143
3,411	FL	196
48	FL	3
1,040	FL	60
19	UIF Wastewater	9
5	UIF Wastewater	2
-	FL	-
125	FL/South	6
29,799	FL/South	1,333
-	FL/South	-
720	FL/South	32
		<u>2,594</u>
67,327	UIF	<u>29,499</u>
		<u>29,499</u>
(2,937)	FL/South	<u>(131)</u>
		<u>(131)</u>
239	UIF	<u>105</u>
		<u>105</u>
(785)	UIF	<u>(344)</u>
		<u>(344)</u>
709	FL	<u>41</u>
		<u>41</u>
4,245	UIF Wastewater	<u>1,884</u>
		<u>1,884</u>
603	FL/South	27
2,739	FL/South	123
50	FL/South	2
6,747	FL/South	302
1,047	UIF Water	456
2,543	UIF Water	1,108
36	UIF Water	16
195	UIF Wastewater	86

455	UIF Wastewater	202
9,468	UIF	4,148
		<u>6,471</u>
16,823	UIF	7,371
		<u>7,371</u>
(1,516)	FL/South	(68)
390	FL/South	17
6,481	FL/South	290
		<u>240</u>
3,826	FL	220
		<u>220</u>
28,823	UIF	12,629
		<u>12,629</u>
2,970	UIF	1,301
		<u>1,301</u>
1,100	FL	63
4,580	FL	264
668	FL/South	30
4,260	FL/South	191
188	FL/South	8
139	FL/South	6
3,449	FL/South	154
11,447	FL/South	512
2,869	FL/South	128
66,217	FL/South	2,963
768	FL/South	34
1,690	FL/South	76
977	FL/South	44
2,563	FL/South	115
4,350	FL/South	195
5,725	FL	329
328	FL	19
2,735	FL	157
2,243	FL	129
223	FL	13
42,291	FL	2,433
1,226	FL	71
		<u>7,935</u>

Total Regional

General Ledger Balance    Allocation Method    UIF - Pinellas Allocation

23 UIF

1

55	UIF	2
1	UIF	0
2	UIF	0
463	UIF	21
2	UIF	0
70	UIF	3
37	UIF	2
621	UIF	28
5,662	FL/South	26
3,190	FL/South	15
3,411	FL	20
48	FL	0
1,040	FL	6
19	UIF Wastewater	-
5	UIF Wastewater	-
-	FL	-
125	FL/South	1
29,799	FL/South	138
-	FL/South	-
720	FL/South	3
		<u>267</u>
67,327	UIF	<u>3,045</u>
		<u>3,045</u>
(2,937)	FL/South	<u>(14)</u>
		<u>(14)</u>
239	UIF	<u>11</u>
		<u>11</u>
(785)	UIF	<u>(36)</u>
		<u>(36)</u>
709	FL	<u>4</u>
		<u>4</u>
4,245	UIF Wastewater	<u>-</u>
		<u>-</u>
603	FL/South	3
2,739	FL/South	13
50	FL/South	0
6,747	FL/South	31
1,047	UIF Water	66
2,543	UIF Water	159
36	UIF Water	2
195	UIF Wastewater	-
455	UIF Wastewater	-
9,468	UIF	<u>428</u>
		<u>702</u>

16,823	UIF	<u>761</u>
		<u>761</u>
(1,516)	FL/South	(7)
390	FL/South	2
6,481	FL/South	30
		<u>25</u>
3,826	FL	23
		<u>23</u>
28,823	UIF	1,303
		<u>1,303</u>
2,970	UIF	134
		<u>134</u>
1,100	FL	7
4,580	FL	27
668	FL/South	3
4,260	FL/South	20
188	FL/South	1
139	FL/South	1
3,449	FL/South	16
11,447	FL/South	53
2,869	FL/South	13
66,217	FL/South	306
768	FL/South	4
1,690	FL/South	8
977	FL/South	5
2,563	FL/South	12
4,350	FL/South	20
5,725	FL	34
328	FL	2
2,735	FL	16
2,243	FL	13
223	FL	1
42,291	FL	251
1,226	FL	7
		<u>819</u>

<u>Total Regional</u>		
<u>General Ledger Balance</u>	<u>Allocation Method</u>	<u>UIF - Seminole Allocation</u>
23	UIF	10
55	UIF	23
1	UIF	0
2	UIF	1

463	UIF	195
2	UIF	1
70	UIF	30
37	UIF	16
621	UIF	261
5,662	FL/South	244
3,190	FL/South	137
3,411	FL	189
48	FL	3
1,040	FL	58
19	UIF Wastewater	10
5	UIF Wastewater	2
-	FL	-
125	FL/South	5
29,799	FL/South	1,282
-	FL/South	-
720	FL/South	31
		<u>2,496</u>
67,327	UIF	<u>28,359</u>
		<u>28,359</u>
(2,937)	FL/South	<u>(126)</u>
		<u>(126)</u>
239	UIF	<u>101</u>
		<u>101</u>
(785)	UIF	<u>(331)</u>
		<u>(331)</u>
709	FL	<u>39</u>
		<u>39</u>
4,245	UIF Wastewater	<u>2,235</u>
		<u>2,235</u>
603	FL/South	26
2,739	FL/South	118
50	FL/South	2
6,747	FL/South	290
1,047	UIF Water	398
2,543	UIF Water	968
36	UIF Water	14
195	UIF Wastewater	102
455	UIF Wastewater	239
9,468	UIF	<u>3,988</u>
		<u>6,146</u>
16,823	UIF	<u>7,086</u>
		<u>7,086</u>

(1,516) FL/South	(65)
390 FL/South	17
6,481 FL/South	279
	<u>230</u>
3,826 FL	212
	<u>212</u>
28,823 UIF	12,141
	<u>12,141</u>
2,970 UIF	1,251
	<u>1,251</u>
1,100 FL	61
4,580 FL	253
668 FL/South	29
4,260 FL/South	183
188 FL/South	8
139 FL/South	6
3,449 FL/South	148
11,447 FL/South	492
2,869 FL/South	123
66,217 FL/South	2,849
768 FL/South	33
1,690 FL/South	73
977 FL/South	42
2,563 FL/South	110
4,350 FL/South	187
5,725 FL	317
328 FL	18
2,735 FL	151
2,243 FL	124
223 FL	12
42,291 FL	2,339
1,226 FL	68
	<u>7,628</u>

**FLORIDA ALLOCATION REVISIONS  
2Q 2008 REGIONAL EXPENSES**

**UIF - Marion**

<u>NARUC Number</u>	<u>Account Number</u>	<u>Account Description</u>	<u>FL Region (802100) General Ledger Balance</u>	<u>State of FL (855100) General Ledger Balance</u>	<u>Regional CC (252100) General Ledger Balance</u>	<u>Regional CC (252101) General Ledger Balance</u>	<u>Regional CC (252102) General Ledger Balance</u>	<u>Regional CC (252103) General Ledger Balance</u>
403	6445	DEPREC-ORGANIZATION (1)	-	-	-	-	-	-
403	6450	DEPREC-FRANCHISES (1)	-	-	-	-	-	-
403	6470	DEPREC-STRUCT & IMPRV GEN (1)	-	-	-	-	-	-
403	6485	DEPREC-WELLS & SPRINGS (1)	-	-	-	-	-	-
403	6510	DEPREC-ELEC PUMP EQP WTP (1)	-	-	41	-	-	-
403	6520	DEPREC-WATER TREATMENT EQP (1)	-	-	-	-	-	-
403	6530	DEPREC-TRANS & DISTR MAINS (1)	-	-	-	-	-	-
403	6535	DEPREC-SERVICE LINES (1)	-	-	3	-	-	-
403	6540	DEPREC-METERS (1)	-	-	-	-	301	-
403	6580	DEPREC-OFFICE STRUCTURE (1)	-	5,662	-	-	-	-
403	6585	DEPREC-OFFICE FURN/EQPT (1)	-	3,190	-	-	-	-
403	6595	DEPREC-TOOL SHOP & MISC EQPT (1)	-	3,411	-	-	-	-
403	6600	DEPREC-LABORATORY EQUIPMEN (1)	-	48	-	-	-	-
403	6610	DEPREC-COMMUNICATION EQPT (1)	-	-	-	-	-	-
403	6660	DEPREC-STRUCT/IMPRV PUMP (1)	-	-	19	-	-	-
403	6765	DEPREC-TREAT/DISP EQ TRT P (1)	-	-	5	-	-	-
403	6835	DEPREC-TOOL SHOP & MISC EQPT (1)	-	-	-	-	-	-
403	6920	DEPREC - MAINFRAME (1)	-	125	-	-	-	-
403	6921	DEPREC - MINI COMPUTER (1)	-	29,799	-	-	-	-
403	6922	COMP SYSTEM AMORTIZATION (1)	-	-	-	-	-	-
403	6923	MICRO SYSTEM AMORTIZATION (1)	-	720	-	-	-	-
408.10	7540	GROSS RECEIPTS TAX	-	-	-	-	29,128	-
408.11	7550	PROPERTY/OTHER GENERAL TAX	-	-	-	-	-	-
408.13	7560	SALES/USE TAX EXPENSE	-	-	-	-	-	-
412.20	7585	AMORT OF INVEST TAX CREDIT	-	-	-	-	-	-
414	7693	DISPOSAL-PROCEEDS	-	600	-	-	-	-

w/p 2Q(b)

<u>Regional CC (252104)</u> <u>General Ledger Balance</u>	<u>Regional CC (252105)</u> <u>General Ledger Balance</u>	<u>Regional CC (252109)</u> <u>General Ledger Balance</u>	<u>Total Regional</u> <u>General Ledger Balance</u>	<u>Allocation Method</u>	<u>UIF - Marion Allocation</u>
-	-	23	23	UIF	1
-	-	55	55	UIF	3
-	-	1	1	UIF	0
-	-	2	2	UIF	0
-	-	1,348	1,388	UIF	89
-	-	2	2	UIF	0
-	-	70	70	UIF	4
-	34	-	37	UIF	2
-	320	-	621	UIF	40
-	-	-	5,662	FL/South	37
-	-	-	3,190	FL/South	21
-	-	-	3,411	FL	29
-	-	48	95	FL	1
-	-	-	-	FL	-
-	-	-	19	UIF Wastewater	1
-	-	-	5	UIF Wastewater	0
-	-	-	-	FL	-
-	-	-	125	FL/South	1
-	-	-	29,799	FL/South	194
-	-	-	-	FL/South	-
-	-	-	720	FL/South	5
					<u>427</u>
(31,878)	-	31,878	29,128	UIF	<u>1,857</u>
					<u>1,857</u>
-	-	64,629	64,629	FL/South	<u>421</u>
					<u>421</u>
-	-	-	-	UIF	<u>-</u>
					<u>-</u>
-	-	(589)	(589)	UIF	<u>(38)</u>
					<u>(38)</u>
-	-	-	600	UIF	<u>38</u>
					<u>38</u>



604/704	5820	TRAINING EXPENSE	-	506	-	-	-	-
610/710	5455	PURCHASED SEWER TREATMENT	-	-	-	(4,245)	-	-
618/718	5490	OTHER TREATMENT CHEMICALS	-	-	-	-	-	-
620/720	5540	BILLING POSTAGE	-	1,108	-	-	-	-
620/720	5740	COMPUTER SUPPLIES	-	2,739	-	-	-	-
620/720	5860	CLEANING SUPPLIES	-	-	-	-	-	-
620/720	5880	OFFICE SUPPLY STORES	-	5,748	-	-	-	-
620/720	6285	WATER-MAINT SUPPLIES	-	-	(480)	(548)	(19)	-
620/720	6290	WATER-MAINT REPAIRS	-	3,354	(95)	482	-	-
620/720	6310	WATER-OTHER MAINT EXP	-	194	-	(32)	-	-
620/720	6320	SEWER-MAINT SUPPLIES	-	-	-	-	(195)	-
675/775	6325	SEWER-MAINT REPAIRS	-	1,331	-	-	-	-
620/720	6345	SEWER-OTHER MAINT EXP	-	-	(257)	(7)	(139)	-
620/720	6355	DEFERRED MAINT EXPENSE	-	-	-	-	-	-
633/733	6025	LEGAL FEES	-	(2,722)	-	-	-	-
636/736	5745	COMPUTER AMORT & PROG COST	-	38	-	-	-	-
636/736	5750	INTERNET SUPPLIER	-	651	-	-	-	-
636/736	6045	TEMP EMPLOY - CLERICAL	-	22,628	-	-	-	-
642/742	6365	EQUIPMENT RENTALS	-	-	-	-	-	-
666/766	6065	RATE CASE AMORT EXPENSE	-	-	-	-	-	-
659/759	5715	INSURANCE-OTHER	-	68	-	-	-	-
667/767	6070	MISC REG MATTERS COMM EXP	11,289	4,089	-	-	-	-
675/775	5805	LICENSE FEES	-	-	-	-	-	-
675/775	5810	MEMBERSHIPS	-	2,236	(456)	-	-	-
675/775	5825	OTHER MISC EXPENSE	-	4,712	(15)	-	-	-
675/775	5855	ANSWERING SERVICE	-	3,690	-	-	-	-
675/775	5865	COPY MACHINE	-	-	1	-	-	-

-	-	-	506 FL	<u>4</u>
				<u>4</u>
-	5,970	-	1,725 UIF Wastewater	<u>51</u>
				<u>51</u>
-	-	750	750 UIF	<u>48</u>
				<u>48</u>
-	-	-	1,108 FL/South	7
-	-	(2,739)	- FL/South	-
-	-	-	- FL/South	-
-	-	-	5,748 FL/South	37
-	-	-	(1,047) UIF Water	(81)
-	-	(145)	3,596 UIF Water	277
-	-	(4)	158 UIF Water	12
-	-	-	(195) UIF Wastewater	(6)
-	-	-	1,331 UIF Wastewater	39
-	-	(51)	(455) UIF Wastewater	(13)
-	-	9,468	9,468 UIF	<u>604</u>
				<u>877</u>
-	-	-	(2,722) UIF	<u>(174)</u>
				<u>(174)</u>
-	-	1,482	1,520 FL/South	10
-	-	(260)	390 FL/South	3
-	-	-	22,628 FL/South	<u>147</u>
				<u>160</u>
-	-	-	- FL	-
				-
-	-	28,823	28,823 UIF	<u>1,838</u>
				<u>1,838</u>
-	-	-	68 FL	<u>1</u>
				<u>1</u>
-	-	-	15,378 UIF	<u>980</u>
				<u>980</u>
-	-	-	- FL	-
-	-	308	2,088 FL	17
-	-	156	4,853 FL/South	32
-	-	-	3,690 FL/South	24
-	-	-	1 FL/South	0

675/775	5885	PRINTING/BLUEPRINTS	-	246	-	-	-	-
675/775	5890	PUBL SUBSCRIPTIONS/TAPES	-	486	-	-	-	-
675/775	5895	SHIPPING CHARGES	-	1,247	-	-	(175)	-
675/775	5900	OTHER OFFICE EXPENSES	216	20,646	-	(228)	(143)	-
675/775	5930	OFFICE ELECTRIC	-	495	-	-	-	-
675/775	5945	OFFICE TELECOM	-	138,727	-	-	-	-
675/775	5950	OFFICE GARBAGE REMOVAL	-	795	(244)	-	-	-
675/775	5955	OFFICE LANDSCAPE / MOW / PLOW	-	1,550	-	-	-	-
675/775	5960	OFFICE ALARM SYS PHONE EXP	-	804	-	-	-	-
675/775	5965	OFFICE MAINTENANCE	-	4,375	-	-	-	-
675/775	5970	OFFICE CLEANING SERVICE	-	7,050	-	-	-	-
675/775	5975	OFFICE MACHINE/HEAT&COOL	-	5,168	-	-	-	-
675/775	6185	TRAVEL LODGING	-	2,383	-	-	(322)	-
675/775	6190	TRAVEL AIRFARE	-	2,103	-	-	-	-
675/775	6195	TRAVEL TRANSPORTATION	-	296	-	-	-	-
675/775	6200	TRAVEL MEALS	-	2,256	(180)	(32)	(302)	-
675/775	6205	TRAVEL ENTERTAINMENT	-	1,289	-	-	-	-
675/775	6260	TEST-EQUIP/CHEMICAL	-	-	-	-	-	-
675/775	6360	COMMUNICATION EXPENSE	-	74,802	-	-	-	-
675/775	6385	UNIFORMS	-	1,109	-	-	-	-

**UIF - Orange**

<u>NARUC Number</u>	<u>Account Number</u>	<u>Account Description</u>	<u>FL Region (802100)</u> <u>General Ledger Balance</u>	<u>State of FL (855100)</u> <u>General Ledger Balance</u>	<u>Regional CC (252100)</u> <u>General Ledger Balance</u>	<u>Regional CC (252101)</u> <u>General Ledger Balance</u>	<u>Regional CC (252102)</u> <u>General Ledger Balance</u>	<u>Regional CC (252103)</u> <u>General Ledger Balance</u>
403	6445	DEPREC-ORGANIZATION (1)	-	-	-	-	-	-
403	6450	DEPREC-FRANCHISES (1)	-	-	-	-	-	-
403	6470	DEPREC-STRUCT & IMPRV GEN (1)	-	-	-	-	-	-
403	6485	DEPREC-WELLS & SPRINGS (1)	-	-	-	-	-	-
403	6510	DEPREC-ELEC PUMP EQP WTP (1)	-	-	41	-	-	-
403	6520	DEPREC-WATER TREATMENT EQP (1)	-	-	-	-	-	-
403	6530	DEPREC-TRANS & DISTR MAINS (1)	-	-	-	-	-	-
403	6535	DEPREC-SERVICE LINES (1)	-	-	3	-	-	-
403	6540	DEPREC-METERS (1)	-	-	-	-	301	-
403	6580	DEPREC-OFFICE STRUCTURE (1)	-	5,662	-	-	-	-
403	6585	DEPREC-OFFICE FURN/EQPT (1)	-	3,190	-	-	-	-
403	6595	DEPREC-TOOL SHOP & MISC EQPT (1)	-	3,411	-	-	-	-
403	6600	DEPREC-LABORATORY EQUIPMEN (1)	-	48	-	-	-	-
403	6610	DEPREC-COMMUNICATION EQPT (1)	-	-	-	-	-	-
403	6660	DEPREC-STRUCT/IMPRV PUMP (1)	-	-	19	-	-	-
403	6765	DEPREC-TREAT/DISP EQ TRT P (1)	-	-	5	-	-	-
403	6835	DEPREC-TOOL SHOP & MISC EQPT (1)	-	-	-	-	-	-
403	6920	DEPREC - MAINFRAME (1)	-	125	-	-	-	-
403	6921	DEPREC - MINI COMPUTER (1)	-	29,799	-	-	-	-
403	6922	COMP SYSTEM AMORTIZATION (1)	-	-	-	-	-	-

-	-	-	246 FL/South	2
(69)	-	(70)	347 FL/South	2
-	-	-	1,072 FL/South	7
(188)	-	(5,927)	14,375 FL/South	94
(2,869)	-	-	(2,374) FL/South	(15)
(5,464)	-	(60,658)	72,604 FL/South	473
-	-	(263)	288 FL/South	2
-	-	(90)	1,460 FL/South	10
-	-	-	804 FL/South	5
(1,810)	-	(145)	2,420 FL/South	16
(4,350)	-	-	2,700 FL/South	18
-	-	-	5,168 FL/South	34
-	-	-	2,061 FL	17
-	-	-	2,103 FL	18
-	-	-	296 FL	2
-	-	-	1,742 FL	15
-	-	-	1,289 FL	11
-	-	-	- FL	-
(40,810)	-	(1,481)	32,511 FL	272
-	-	-	1,109 FL	9
				1,063

<u>Regional CC (252104)</u>	<u>Regional CC (252105)</u>	<u>Regional CC (252109)</u>	<u>Total Regional</u>	<u>Allocation Method</u>	<u>UIF - Orange Allocation</u>
<u>General Ledger Balance</u>	<u>General Ledger Balance</u>	<u>General Ledger Balance</u>	<u>General Ledger Balance</u>		
-	-	23	23	UIF	1
-	-	55	55	UIF	2
-	-	1	1	UIF	0
-	-	2	2	UIF	0
-	-	1,348	1,388	UIF	44
-	-	2	2	UIF	0
-	-	70	70	UIF	2
-	34	-	37	UIF	1
-	320	-	621	UIF	20
-	-	-	5,662	FL/South	18
-	-	-	3,190	FL/South	10
-	-	-	3,411	FL	14
-	-	48	95	FL	0
-	-	-	-	FL	-
-	-	-	19	UIF Wastewater	-
-	-	-	5	UIF Wastewater	-
-	-	-	-	FL	-
-	-	-	125	FL/South	0
-	-	-	29,799	FL/South	96
-	-	-	-	FL/South	-

403	6923	MICRO SYSTEM AMORTIZATION (1)	-	720	-	-	-	-
408.10	7540	GROSS RECEIPTS TAX	-	-	-	-	29,128	-
408.11	7550	PROPERTY/OTHER GENERAL TAX	-	-	-	-	-	-
408.13	7560	SALES/USE TAX EXPENSE	-	-	-	-	-	-
412.20	7585	AMORT OF INVEST TAX CREDIT	-	-	-	-	-	-
414	7693	DISPOSAL-PROCEEDS	-	600	-	-	-	-
604/704	5820	TRAINING EXPENSE	-	506	-	-	-	-
610/710	5455	PURCHASED SEWER TREATMENT	-	-	-	(4,245)	-	-
618/718	5490	OTHER TREATMENT CHEMICALS	-	-	-	-	-	-
620/720	5540	BILLING POSTAGE	-	1,108	-	-	-	-
620/720	5740	COMPUTER SUPPLIES	-	2,739	-	-	-	-
620/720	5860	CLEANING SUPPLIES	-	-	-	-	-	-
620/720	5880	OFFICE SUPPLY STORES	-	5,748	-	-	-	-
620/720	6285	WATER-MAINT SUPPLIES	-	-	(480)	(548)	(19)	-
620/720	6290	WATER-MAINT REPAIRS	-	3,354	(95)	482	-	-
620/720	6310	WATER-OTHER MAINT EXP	-	194	-	(32)	-	-
620/720	6320	SEWER-MAINT SUPPLIES	-	-	-	-	(195)	-
675/775	6325	SEWER-MAINT REPAIRS	-	1,331	-	-	-	-
620/720	6345	SEWER-OTHER MAINT EXP	-	-	(257)	(7)	(139)	-
620/720	6355	DEFERRED MAINT EXPENSE	-	-	-	-	-	-
633/733	6025	LEGAL FEES	-	(2,722)	-	-	-	-
636/736	5745	COMPUTER AMORT & PROG COST	-	38	-	-	-	-
636/736	5750	INTERNET SUPPLIER	-	651	-	-	-	-
636/736	6045	TEMP EMPLOY - CLERICAL	-	22,628	-	-	-	-

-	-	-	720 FL/South	<u>2</u>
				<u>212</u>
(31,878)	-	31,878	29,128 UIF	<u>923</u>
				<u>923</u>
-	-	64,629	64,629 FL/South	<u>209</u>
				<u>209</u>
-	-	-	- UIF	<u>-</u>
				<u>-</u>
-	-	(589)	(589) UIF	<u>(19)</u>
				<u>(19)</u>
-	-	-	600 UIF	<u>19</u>
				<u>19</u>
-	-	-	506 FL	<u>2</u>
				<u>2</u>
-	5,970	-	1,725 UIF Wastewater	<u>-</u>
				<u>-</u>
-	-	750	750 UIF	<u>24</u>
				<u>24</u>
-	-	-	1,108 FL/South	<u>4</u>
-	-	(2,739)	- FL/South	<u>-</u>
-	-	-	- FL/South	<u>-</u>
-	-	-	5,748 FL/South	<u>19</u>
-	-	-	(1,047) UIF Water	<u>(46)</u>
-	-	(145)	3,596 UIF Water	<u>158</u>
-	-	(4)	158 UIF Water	<u>7</u>
-	-	-	(195) UIF Wastewater	<u>-</u>
-	-	-	1,331 UIF Wastewater	<u>-</u>
-	-	(51)	(455) UIF Wastewater	<u>-</u>
-	-	9,468	9,468 UIF	<u>300</u>
				<u>441</u>
-	-	-	(2,722) UIF	<u>(86)</u>
				<u>(86)</u>
-	-	1,482	1,520 FL/South	<u>5</u>
-	-	(260)	390 FL/South	<u>1</u>
-	-	-	22,628 FL/South	<u>73</u>
				<u>79</u>

642/742	6365	EQUIPMENT RENTALS	-	-	-	-	-	-
666/766	6065	RATE CASE AMORT EXPENSE	-	-	-	-	-	-
659/759	5715	INSURANCE-OTHER	-	68	-	-	-	-
667/767	6070	MISC REG MATTERS COMM EXP	11,289	4,089	-	-	-	-
675/775	5805	LICENSE FEES	-	-	-	-	-	-
675/775	5810	MEMBERSHIPS	-	2,236	(456)	-	-	-
675/775	5825	OTHER MISC EXPENSE	-	4,712	(15)	-	-	-
675/775	5855	ANSWERING SERVICE	-	3,690	-	-	-	-
675/775	5865	COPY MACHINE	-	-	-	-	-	-
675/775	5885	PRINTING/BLUEPRINTS	-	246	-	-	-	-
675/775	5890	PUBL SUBSCRIPTIONS/TAPES	-	486	-	-	-	-
675/775	5895	SHIPPING CHARGES	-	1,247	-	-	(175)	-
675/775	5900	OTHER OFFICE EXPENSES	216	20,646	-	(228)	(143)	-
675/775	5930	OFFICE ELECTRIC	-	495	-	-	-	-
675/775	5945	OFFICE TELECOM	-	138,727	-	-	-	-
675/775	5950	OFFICE GARBAGE REMOVAL	-	795	(244)	-	-	-
675/775	5955	OFFICE LANDSCAPE / MOW / PLOW	-	1,550	-	-	-	-
675/775	5960	OFFICE ALARM SYS PHONE EXP	-	804	-	-	-	-
675/775	5965	OFFICE MAINTENANCE	-	4,375	-	-	-	-
675/775	5970	OFFICE CLEANING SERVICE	-	7,050	-	-	-	-
675/775	5975	OFFICE MACHINE/HEAT&COOL	-	5,168	-	-	-	-
675/775	6185	TRAVEL LODGING	-	2,383	-	-	(322)	-
675/775	6190	TRAVEL AIRFARE	-	2,103	-	-	-	-
675/775	6195	TRAVEL TRANSPORTATION	-	296	-	-	-	-
675/775	6200	TRAVEL MEALS	-	2,256	(180)	(32)	(302)	-
675/775	6205	TRAVEL ENTERTAINMENT	-	1,289	-	-	-	-
675/775	6260	TEST-EQUIP/CHEMICAL	-	-	-	-	-	-
675/775	6360	COMMUNICATION EXPENSE	-	74,802	-	-	-	-
675/775	6385	UNIFORMS	-	1,109	-	-	-	-

**UIF - Pasco**

<u>NARUC Number</u>	<u>Account Number</u>	<u>Account Description</u>	<u>FL Region (802100)</u> <u>General Ledger Balance</u>	<u>State of FL (855100)</u> <u>General Ledger Balance</u>	<u>Regional CC (252100)</u> <u>General Ledger Balance</u>	<u>Regional CC (252101)</u> <u>General Ledger Balance</u>	<u>Regional CC (252102)</u> <u>General Ledger Balance</u>	<u>Regional CC (252103)</u> <u>General Ledger Balance</u>
403	6445	DEPREC-ORGANIZATION (1)	-	-	-	-	-	-
403	6450	DEPREC-FRANCHISES (1)	-	-	-	-	-	-

-	-	-	-	FL	-
-	-	28,823	28,823	UIF	913
-	-	-	68	FL	0
-	-	-	15,378	UIF	487
-	-	-	-	FL	-
-	-	308	2,088	FL	9
-	-	156	4,853	FL/South	16
-	-	-	3,690	FL/South	12
-	-	-	-	FL/South	-
-	-	-	246	FL/South	1
(69)	-	(70)	347	FL/South	1
-	-	-	1,072	FL/South	3
(188)	-	(5,927)	14,375	FL/South	47
(2,869)	-	-	(2,374)	FL/South	(8)
(5,464)	-	(60,658)	72,604	FL/South	235
-	-	(263)	288	FL/South	1
-	-	(90)	1,460	FL/South	5
-	-	-	804	FL/South	3
(1,810)	-	(145)	2,420	FL/South	8
(4,350)	-	-	2,700	FL/South	9
-	-	-	5,168	FL/South	17
-	-	-	2,061	FL	9
-	-	-	2,103	FL	9
-	-	-	296	FL	1
-	-	-	1,742	FL	7
-	-	-	1,289	FL	5
-	-	-	-	FL	-
(40,810)	-	(1,481)	32,511	FL	135
-	-	-	1,109	FL	5
					528

<u>Regional CC (252104)</u>	<u>Regional CC (252105)</u>	<u>Regional CC (252109)</u>	<u>Total Regional</u>	<u>Allocation Method</u>	<u>UIF - Pasco Allocation</u>
<u>General Ledger Balance</u>	<u>General Ledger Balance</u>	<u>General Ledger Balance</u>	<u>General Ledger Balance</u>		
-	-	23	23	UIF	10
-	-	55	55	UIF	24



403	6470	DEPREC-STRUCT & IMPRV GEN (1)	-	-	-	-	-	-
403	6485	DEPREC-WELLS & SPRINGS (1)	-	-	-	-	-	-
403	6510	DEPREC-ELEC PUMP EQP WTP (1)	-	-	41	-	-	-
403	6520	DEPREC-WATER TREATMENT EQP (1)	-	-	-	-	-	-
403	6530	DEPREC-TRANS & DISTR MAINS (1)	-	-	-	-	-	-
403	6535	DEPREC-SERVICE LINES (1)	-	-	3	-	-	-
403	6540	DEPREC-METERS (1)	-	-	-	-	301	-
403	6580	DEPREC-OFFICE STRUCTURE (1)	-	5,662	-	-	-	-
403	6585	DEPREC-OFFICE FURN/EQPT (1)	-	3,190	-	-	-	-
403	6595	DEPREC-TOOL SHOP & MISC EQPT (1)	-	3,411	-	-	-	-
403	6600	DEPREC-LABORATORY EQUIPMEN (1)	-	48	-	-	-	-
403	6610	DEPREC-COMMUNICATION EQPT (1)	-	-	-	-	-	-
403	6660	DEPREC-STRUCT/IMPRV PUMP (1)	-	-	19	-	-	-
403	6765	DEPREC-TREAT/DISP EQ TRT P (1)	-	-	5	-	-	-
403	6835	DEPREC-TOOL SHOP & MISC EQPT (1)	-	-	-	-	-	-
403	6920	DEPREC - MAINFRAME (1)	-	125	-	-	-	-
403	6921	DEPREC - MINI COMPUTER (1)	-	29,799	-	-	-	-
403	6922	COMP SYSTEM AMORTIZATION (1)	-	-	-	-	-	-
403	6923	MICRO SYSTEM AMORTIZATION (1)	-	720	-	-	-	-
408.10	7540	GROSS RECEIPTS TAX	-	-	-	-	29,128	-
408.11	7550	PROPERTY/OTHER GENERAL TAX	-	-	-	-	-	-
408.13	7560	SALES/USE TAX EXPENSE	-	-	-	-	-	-
412.20	7585	AMORT OF INVEST TAX CREDIT	-	-	-	-	-	-
414	7693	DISPOSAL-PROCEEDS	-	600	-	-	-	-
604/704	5820	TRAINING EXPENSE	-	506	-	-	-	-
610/710	5455	PURCHASED SEWER TREATMENT	-	-	-	(4,245)	-	-
618/718	5490	OTHER TREATMENT CHEMICALS	-	-	-	-	-	-
620/720	5540	BILLING POSTAGE	-	1,108	-	-	-	-
620/720	5740	COMPUTER SUPPLIES	-	2,739	-	-	-	-

-	-	1	1 UIF	0
-	-	2	2 UIF	1
-	-	1,348	1,388 UIF	608
-	-	2	2 UIF	1
-	-	70	70 UIF	31
-	34	-	37 UIF	16
-	320	-	621 UIF	272
-	-	-	5,662 FL/South	253
-	-	-	3,190 FL/South	143
-	-	-	3,411 FL	196
-	-	48	95 FL	5
-	-	-	- FL	-
-	-	-	19 UIF Wastewater	9
-	-	-	5 UIF Wastewater	2
-	-	-	- FL	-
-	-	-	125 FL/South	6
-	-	-	29,799 FL/South	1,333
-	-	-	- FL/South	-
-	-	-	720 FL/South	32
				<u>2,943</u>
(31,878)	-	31,878	29,128 UIF	<u>12,762</u>
				<u>12,762</u>
-	-	64,629	64,629 FL/South	<u>2,892</u>
				<u>2,892</u>
-	-	-	- UIF	-
				<u>-</u>
-	-	(589)	(589) UIF	<u>(258)</u>
				<u>(258)</u>
-	-	-	600 UIF	<u>263</u>
				<u>263</u>
-	-	-	506 FL	<u>29</u>
				<u>29</u>
-	5,970	-	1,725 UIF Wastewater	<u>766</u>
				<u>766</u>
-	-	750	750 UIF	<u>329</u>
				<u>329</u>
-	-	-	1,108 FL/South	50
-	-	(2,739)	- FL/South	-

620/720	5860	CLEANING SUPPLIES	-	-	-	-	-	-
620/720	5880	OFFICE SUPPLY STORES	-	5,748	-	-	-	-
620/720	6285	WATER-MAINT SUPPLIES	-	-	(480)	(548)	(19)	-
620/720	6290	WATER-MAINT REPAIRS	-	3,354	(95)	482	-	-
620/720	6310	WATER-OTHER MAINT EXP	-	194	-	(32)	-	-
620/720	6320	SEWER-MAINT SUPPLIES	-	-	-	-	(195)	-
675/775	6325	SEWER-MAINT REPAIRS	-	1,331	-	-	-	-
620/720	6345	SEWER-OTHER MAINT EXP	-	-	(257)	(7)	(139)	-
620/720	6355	DEFERRED MAINT EXPENSE	-	-	-	-	-	-
633/733	6025	LEGAL FEES	-	(2,722)	-	-	-	-
636/736	5745	COMPUTER AMORT & PROG COST	-	38	-	-	-	-
636/736	5750	INTERNET SUPPLIER	-	651	-	-	-	-
636/736	6045	TEMP EMPLOY - CLERICAL	-	22,628	-	-	-	-
642/742	6365	EQUIPMENT RENTALS	-	-	-	-	-	-
666/766	6065	RATE CASE AMORT EXPENSE	-	-	-	-	-	-
659/759	5715	INSURANCE-OTHER	-	68	-	-	-	-
667/767	6070	MISC REG MATTERS COMM EXP	11,289	4,089	-	-	-	-
675/775	5805	LICENSE FEES	-	-	-	-	-	-
675/775	5810	MEMBERSHIPS	-	2,236	(456)	-	-	-
675/775	5825	OTHER MISC EXPENSE	-	4,712	(15)	-	-	-
675/775	5855	ANSWERING SERVICE	-	3,690	-	-	-	-
675/775	5865	COPY MACHINE	-	-	-	-	-	-
675/775	5885	PRINTING/BLUEPRINTS	-	246	-	-	-	-
675/775	5890	PUBL SUBSCRIPTIONS/TAPES	-	486	-	-	-	-
675/775	5895	SHIPPING CHARGES	-	1,247	-	-	(175)	-
675/775	5900	OTHER OFFICE EXPENSES	216	20,646	-	(228)	(143)	-
675/775	5930	OFFICE ELECTRIC	-	495	-	-	-	-
675/775	5945	OFFICE TELECOM	-	138,727	-	-	-	-
675/775	5950	OFFICE GARBAGE REMOVAL	-	795	(244)	-	-	-
675/775	5955	OFFICE LANDSCAPE / MOW / PLOW	-	1,550	-	-	-	-
675/775	5960	OFFICE ALARM SYS PHONE EXP	-	804	-	-	-	-
675/775	5965	OFFICE MAINTENANCE	-	4,375	-	-	-	-
675/775	5970	OFFICE CLEANING SERVICE	-	7,050	-	-	-	-

-	-	-	-	FL/South	-
-	-	-	5,748	FL/South	257
-	-	-	(1,047)	UIF Water	(456)
-	-	(145)	3,596	UIF Water	1,567
-	-	(4)	158	UIF Water	69
-	-	-	(195)	UIF Wastewater	(86)
-	-	-	1,331	UIF Wastewater	591
-	-	(51)	(455)	UIF Wastewater	(202)
-	-	9,468	9,468	UIF	4,148
					<u>5,938</u>
-	-	-	(2,722)	UIF	(1,193)
					<u>(1,193)</u>
-	-	1,482	1,520	FL/South	68
-	-	(260)	390	FL/South	17
-	-	-	22,628	FL/South	1,013
					<u>1,098</u>
-	-	-	-	FL	-
					<u>-</u>
-	-	28,823	28,823	UIF	12,629
					<u>12,629</u>
-	-	-	68	FL	4
					<u>4</u>
-	-	-	15,378	UIF	6,738
					<u>6,738</u>
-	-	-	-	FL	-
-	-	308	2,088	FL	120
-	-	156	4,853	FL/South	217
-	-	-	3,690	FL/South	165
-	-	-	-	FL/South	-
-	-	-	246	FL/South	11
(69)	-	(70)	347	FL/South	16
-	-	-	1,072	FL/South	48
(188)	-	(5,927)	14,375	FL/South	643
(2,869)	-	-	(2,374)	FL/South	(106)
(5,464)	-	(60,658)	72,604	FL/South	3,249
-	-	(263)	288	FL/South	13
-	-	(90)	1,460	FL/South	65
-	-	-	804	FL/South	36
(1,810)	-	(145)	2,420	FL/South	108
(4,350)	-	-	2,700	FL/South	121

675/775	5975	OFFICE MACHINE/HEAT&COOL	-	5,168	-	-	-	-
675/775	6185	TRAVEL LODGING	-	2,383	-	-	(322)	-
675/775	6190	TRAVEL AIRFARE	-	2,103	-	-	-	-
675/775	6195	TRAVEL TRANSPORTATION	-	296	-	-	-	-
675/775	6200	TRAVEL MEALS	-	2,256	(180)	(32)	(302)	-
675/775	6205	TRAVEL ENTERTAINMENT	-	1,289	-	-	-	-
675/775	6260	TEST-EQUIP/CHEMICAL	-	-	-	-	-	-
675/775	6360	COMMUNICATION EXPENSE	-	74,802	-	-	-	-
675/775	6385	UNIFORMS	-	1,109	-	-	-	-

**UIF - Pinellas**

<u>NARUC Number</u>	<u>Account Number</u>	<u>Account Description</u>	<u>FL Region (802100)</u> <u>General Ledger Balance</u>	<u>State of FL (855100)</u> <u>General Ledger Balance</u>	<u>Regional CC (252100)</u> <u>General Ledger Balance</u>	<u>Regional CC (252101)</u> <u>General Ledger Balance</u>	<u>Regional CC (252102)</u> <u>General Ledger Balance</u>	<u>Regional CC (252103)</u> <u>General Ledger Balance</u>
403	6445	DEPREC-ORGANIZATION (1)	-	-	-	-	-	-
403	6450	DEPREC-FRANCHISES (1)	-	-	-	-	-	-
403	6470	DEPREC-STRUCT & IMPRV GEN (1)	-	-	-	-	-	-
403	6485	DEPREC-WELLS & SPRINGS (1)	-	-	-	-	-	-
403	6510	DEPREC-ELEC PUMP EQP WTP (1)	-	-	41	-	-	-
403	6520	DEPREC-WATER TREATMENT EQP (1)	-	-	-	-	-	-
403	6530	DEPREC-TRANS & DISTR MAINS (1)	-	-	-	-	-	-
403	6535	DEPREC-SERVICE LINES (1)	-	-	3	-	-	-
403	6540	DEPREC-METERS (1)	-	-	-	-	301	-
403	6580	DEPREC-OFFICE STRUCTURE (1)	-	5,662	-	-	-	-
403	6585	DEPREC-OFFICE FURN/EQPT (1)	-	3,190	-	-	-	-
403	6595	DEPREC-TOOL SHOP & MISC EQPT (1)	-	3,411	-	-	-	-
403	6600	DEPREC-LABORATORY EQUIPMEN (1)	-	48	-	-	-	-
403	6610	DEPREC-COMMUNICATION EQPT (1)	-	-	-	-	-	-
403	6660	DEPREC-STRUCT/IMPRV PUMP (1)	-	-	19	-	-	-
403	6765	DEPREC-TREAT/DISP EQ TRT P (1)	-	-	5	-	-	-
403	6835	DEPREC-TOOL SHOP & MISC EQPT (1)	-	-	-	-	-	-
403	6920	DEPREC - MAINFRAME (1)	-	125	-	-	-	-
403	6921	DEPREC - MINI COMPUTER (1)	-	29,799	-	-	-	-
403	6922	COMP SYSTEM AMORTIZATION (1)	-	-	-	-	-	-
403	6923	MICRO SYSTEM AMORTIZATION (1)	-	720	-	-	-	-
408.10	7540	GROSS RECEIPTS TAX	-	-	-	-	29,128	-
408.11	7550	PROPERTY/OTHER GENERAL TAX	-	-	-	-	-	-
408.13	7560	SALES/USE TAX EXPENSE	-	-	-	-	-	-

-	-	-	5,168	FL/South	231
-	-	-	2,061	FL	119
-	-	-	2,103	FL	121
-	-	-	296	FL	17
-	-	-	1,742	FL	100
-	-	-	1,289	FL	74
-	-	-	-	FL	-
(40,810)	-	(1,481)	32,511	FL	1,871
-	-	-	1,109	FL	64
					<u>7,303</u>

<u>Regional CC (252104)</u> <u>General Ledger Balance</u>	<u>Regional CC (252105)</u> <u>General Ledger Balance</u>	<u>Regional CC (252109)</u> <u>General Ledger Balance</u>	<u>Total Regional</u> <u>General Ledger Balance</u>	<u>Allocation Method</u>	<u>UIF - Pinellas Allocation</u>
-	-	23	23	UIF	1
-	-	55	55	UIF	2
-	-	1	1	UIF	0
-	-	2	2	UIF	0
-	-	1,348	1,388	UIF	63
-	-	2	2	UIF	0
-	-	70	70	UIF	3
-	34	-	37	UIF	2
-	320	-	621	UIF	28
-	-	-	5,662	FL/South	26
-	-	-	3,190	FL/South	15
-	-	-	3,411	FL	20
-	-	48	95	FL	1
-	-	-	-	FL	-
-	-	-	19	UIF Wastewater	-
-	-	-	5	UIF Wastewater	-
-	-	-	-	FL	-
-	-	-	125	FL/South	1
-	-	-	29,799	FL/South	138
-	-	-	-	FL/South	-
-	-	-	720	FL/South	3
					<u>303</u>
(31,878)	-	31,878	29,128	UIF	1,317
					<u>1,317</u>
-	-	64,629	64,629	FL/South	298
					<u>298</u>
-	-	-	-	UIF	-
					<u>-</u>

412.20	7585	AMORT OF INVEST TAX CREDIT	-	-	-	-	-	-
414	7693	DISPOSAL-PROCEEDS	-	600	-	-	-	-
604/704	5820	TRAINING EXPENSE	-	506	-	-	-	-
610/710	5455	PURCHASED SEWER TREATMENT	-	-	-	(4,245)	-	-
618/718	5490	OTHER TREATMENT CHEMICALS	-	-	-	-	-	-
620/720	5540	BILLING POSTAGE	-	1,108	-	-	-	-
620/720	5740	COMPUTER SUPPLIES	-	2,739	-	-	-	-
620/720	5860	CLEANING SUPPLIES	-	-	-	-	-	-
620/720	5880	OFFICE SUPPLY STORES	-	5,748	-	-	-	-
620/720	6285	WATER-MAINT SUPPLIES	-	-	(480)	(548)	(19)	-
620/720	6290	WATER-MAINT REPAIRS	-	3,354	(95)	482	-	-
620/720	6310	WATER-OTHER MAINT EXP	-	194	-	(32)	-	-
620/720	6320	SEWER-MAINT SUPPLIES	-	-	-	-	(195)	-
675/775	6325	SEWER-MAINT REPAIRS	-	1,331	-	-	-	-
620/720	6345	SEWER-OTHER MAINT EXP	-	-	(257)	(7)	(139)	-
620/720	6355	DEFERRED MAINT EXPENSE	-	-	-	-	-	-
633/733	6025	LEGAL FEES	-	(2,722)	-	-	-	-
636/736	5745	COMPUTER AMORT & PROG COST	-	38	-	-	-	-
636/736	5750	INTERNET SUPPLIER	-	651	-	-	-	-
636/736	6045	TEMP EMPLOY - CLERICAL	-	22,628	-	-	-	-
642/742	6365	EQUIPMENT RENTALS	-	-	-	-	-	-
666/766	6065	RATE CASE AMORT EXPENSE	-	-	-	-	-	-
659/759	5715	INSURANCE-OTHER	-	68	-	-	-	-
667/767	6070	MISC REG MATTERS COMM EXP	11,289	4,089	-	-	-	-

-	-	(589)	(589) UIF	<u>(27)</u>
				<u>(27)</u>
-	-	-	600 UIF	<u>27</u>
				<u>27</u>
-	-	-	506 FL	<u>3</u>
				<u>3</u>
-	5,970	-	1,725 UIF Wastewater	<u>-</u>
				<u>-</u>
-	-	750	750 UIF	<u>34</u>
				<u>34</u>
-	-	-	1,108 FL/South	<u>5</u>
-	-	(2,739)	- FL/South	<u>-</u>
-	-	-	- FL/South	<u>-</u>
-	-	-	5,748 FL/South	<u>27</u>
-	-	-	(1,047) UIF Water	<u>(66)</u>
-	-	(145)	3,596 UIF Water	<u>225</u>
-	-	(4)	158 UIF Water	<u>10</u>
-	-	-	(195) UIF Wastewater	<u>-</u>
-	-	-	1,331 UIF Wastewater	<u>-</u>
-	-	(51)	(455) UIF Wastewater	<u>-</u>
-	-	9,468	9,468 UIF	<u>428</u>
				<u>629</u>
-	-	-	(2,722) UIF	<u>(123)</u>
				<u>(123)</u>
-	-	1,482	1,520 FL/South	<u>7</u>
-	-	(260)	390 FL/South	<u>2</u>
-	-	-	22,628 FL/South	<u>105</u>
				<u>113</u>
-	-	-	- FL	<u>-</u>
				<u>-</u>
-	-	28,823	28,823 UIF	<u>1,303</u>
				<u>1,303</u>
-	-	-	68 FL	<u>0</u>
				<u>0</u>
-	-	-	15,378 UIF	<u>695</u>



675/775	5805	LICENSE FEES	-	-	-	-	-	-
675/775	5810	MEMBERSHIPS	-	2,236	(456)	-	-	-
675/775	5825	OTHER MISC EXPENSE	-	4,712	(15)	-	-	-
675/775	5855	ANSWERING SERVICE	-	3,690	-	-	-	-
675/775	5865	COPY MACHINE	-	-	-	-	-	-
675/775	5885	PRINTING/BLUEPRINTS	-	246	-	-	-	-
675/775	5890	PUBL SUBSCRIPTIONS/TAPES	-	486	-	-	-	-
675/775	5895	SHIPPING CHARGES	-	1,247	-	-	(175)	-
675/775	5900	OTHER OFFICE EXPENSES	216	20,646	-	(228)	(143)	-
675/775	5930	OFFICE ELECTRIC	-	495	-	-	-	-
675/775	5945	OFFICE TELECOM	-	138,727	-	-	-	-
675/775	5950	OFFICE GARBAGE REMOVAL	-	795	(244)	-	-	-
675/775	5955	OFFICE LANDSCAPE / MOW / PLOW	-	1,550	-	-	-	-
675/775	5960	OFFICE ALARM SYS PHONE EXP	-	804	-	-	-	-
675/775	5965	OFFICE MAINTENANCE	-	4,375	-	-	-	-
675/775	5970	OFFICE CLEANING SERVICE	-	7,050	-	-	-	-
675/775	5975	OFFICE MACHINE/HEAT&COOL	-	5,168	-	-	-	-
675/775	6185	TRAVEL LODGING	-	2,383	-	-	(322)	-
675/775	6190	TRAVEL AIRFARE	-	2,103	-	-	-	-
675/775	6195	TRAVEL TRANSPORTATION	-	296	-	-	-	-
675/775	6200	TRAVEL MEALS	-	2,256	(180)	(32)	(302)	-
675/775	6205	TRAVEL ENTERTAINMENT	-	1,289	-	-	-	-
675/775	6260	TEST-EQUIP/CHEMICAL	-	-	-	-	-	-
675/775	6360	COMMUNICATION EXPENSE	-	74,802	-	-	-	-
675/775	6385	UNIFORMS	-	1,109	-	-	-	-

**UIF - Seminole**

<u>NARUC Number</u>	<u>Account Number</u>	<u>Account Description</u>	<u>FL Region (802100)</u> <u>General Ledger Balance</u>	<u>State of FL (855100)</u> <u>General Ledger Balance</u>	<u>Regional CC (252100)</u> <u>General Ledger Balance</u>	<u>Regional CC (252101)</u> <u>General Ledger Balance</u>	<u>Regional CC (252102)</u> <u>General Ledger Balance</u>	<u>Regional CC (252103)</u> <u>General Ledger Balance</u>
403	6445	DEPREC-ORGANIZATION (1)	-	-	-	-	-	-
403	6450	DEPREC-FRANCHISES (1)	-	-	-	-	-	-
403	6470	DEPREC-STRUCT & IMPRV GEN (1)	-	-	-	-	-	-
403	6485	DEPREC-WELLS & SPRINGS (1)	-	-	-	-	-	-
403	6510	DEPREC-ELEC PUMP EQP WTP (1)	-	-	41	-	-	-
403	6520	DEPREC-WATER TREATMENT EQP (1)	-	-	-	-	-	-
403	6530	DEPREC-TRANS & DISTR MAINS (1)	-	-	-	-	-	-
403	6535	DEPREC-SERVICE LINES (1)	-	-	3	-	-	-
403	6540	DEPREC-METERS (1)	-	-	-	-	301	-
403	6580	DEPREC-OFFICE STRUCTURE (1)	-	5,662	-	-	-	-
403	6585	DEPREC-OFFICE FURN/EQPT (1)	-	3,190	-	-	-	-
403	6595	DEPREC-TOOL SHOP & MISC EQPT (1)	-	3,411	-	-	-	-
403	6600	DEPREC-LABORATORY EQUIPMEN (1)	-	48	-	-	-	-

					695
-	-	-	-	FL	-
-	-	308	2,088	FL	12
-	-	156	4,853	FL/South	22
-	-	-	3,690	FL/South	17
-	-	-	-	FL/South	-
-	-	-	246	FL/South	1
(69)	-	(70)	347	FL/South	2
-	-	-	1,072	FL/South	5
(188)	-	(5,927)	14,375	FL/South	66
(2,869)	-	-	(2,374)	FL/South	(11)
(5,464)	-	(60,658)	72,604	FL/South	335
-	-	(263)	288	FL/South	1
-	-	(90)	1,460	FL/South	7
-	-	-	804	FL/South	4
(1,810)	-	(145)	2,420	FL/South	11
(4,350)	-	-	2,700	FL/South	12
-	-	-	5,168	FL/South	24
-	-	-	2,061	FL	12
-	-	-	2,103	FL	12
-	-	-	296	FL	2
-	-	-	1,742	FL	10
-	-	-	1,289	FL	8
-	-	-	-	FL	-
(40,810)	-	(1,481)	32,511	FL	193
-	-	-	1,109	FL	7
					754

<u>Regional CC (252104)</u>	<u>Regional CC (252105)</u>	<u>Regional CC (252109)</u>	<u>Total Regional</u>	<u>Allocation Method</u>	<u>UIF - Seminole Allocation</u>
<u>General Ledger Balance</u>	<u>General Ledger Balance</u>	<u>General Ledger Balance</u>	<u>General Ledger Balance</u>		
-	-	23	23	UIF	10
-	-	55	55	UIF	23
-	-	1	1	UIF	0
-	-	2	2	UIF	1
-	-	1,348	1,388	UIF	585
-	-	2	2	UIF	1
-	-	70	70	UIF	30
-	34	-	37	UIF	16
-	320	-	621	UIF	261
-	-	-	5,662	FL/South	244
-	-	-	3,190	FL/South	137
-	-	-	3,411	FL	189
-	-	48	95	FL	5

403	6610	DEPREC-COMMUNICATION EQPT (1)	-	-	-	-	-	-
403	6660	DEPREC-STRUCT/IMPRV PUMP (1)	-	-	19	-	-	-
403	6765	DEPREC-TREAT/DISP EQ TRT P (1)	-	-	5	-	-	-
403	6835	DEPREC-TOOL SHOP & MISC EQPT (1)	-	-	-	-	-	-
403	6920	DEPREC - MAINFRAME (1)	-	125	-	-	-	-
403	6921	DEPREC - MINI COMPUTER (1)	-	29,799	-	-	-	-
403	6922	COMP SYSTEM AMORTIZATION (1)	-	-	-	-	-	-
403	6923	MICRO SYSTEM AMORTIZATION (1)	-	720	-	-	-	-
408.10	7540	GROSS RECEIPTS TAX	-	-	-	-	29,128	-
408.11	7550	PROPERTY/OTHER GENERAL TAX	-	-	-	-	-	-
408.13	7560	SALES/USE TAX EXPENSE	-	-	-	-	-	-
412.20	7585	AMORT OF INVEST TAX CREDIT	-	-	-	-	-	-
675/775	7693	DISPOSAL-PROCEEDS	-	600	-	-	-	-
604/704	5820	TRAINING EXPENSE	-	506	-	-	-	-
610/710	5455	PURCHASED SEWER TREATMENT	-	-	-	(4,245)	-	-
618/718	5490	OTHER TREATMENT CHEMICALS	-	-	-	-	-	-
620/720	5540	BILLING POSTAGE	-	1,108	-	-	-	-
620/720	5740	COMPUTER SUPPLIES	-	2,739	-	-	-	-
620/720	5860	CLEANING SUPPLIES	-	-	-	-	-	-
620/720	5880	OFFICE SUPPLY STORES	-	5,748	-	-	-	-
620/720	6285	WATER-MAINT SUPPLIES	-	-	(480)	(548)	(19)	-
620/720	6290	WATER-MAINT REPAIRS	-	3,354	(95)	482	-	-
620/720	6310	WATER-OTHER MAINT EXP	-	194	-	(32)	-	-
620/720	6320	SEWER-MAINT SUPPLIES	-	-	-	-	(195)	-
675/775	6325	SEWER-MAINT REPAIRS	-	1,331	-	-	-	-
620/720	6345	SEWER-OTHER MAINT EXP	-	-	(257)	(7)	(139)	-
620/720	6355	DEFERRED MAINT EXPENSE	-	-	-	-	-	-

-	-	-	-	FL	-
-	-	-	19	UIF Wastewater	10
-	-	-	5	UIF Wastewater	2
-	-	-	-	FL	-
-	-	-	125	FL/South	5
-	-	-	29,799	FL/South	1,282
-	-	-	-	FL/South	-
-	-	-	720	FL/South	31
					<u>2,831</u>
(31,878)	-	31,878	29,128	UIF	12,269
					<u>12,269</u>
-	-	64,629	64,629	FL/South	2,780
					<u>2,780</u>
-	-	-	-	UIF	-
					<u>-</u>
-	-	(589)	(589)	UIF	(248)
					<u>(248)</u>
-	-	-	600	UIF	253
					<u>253</u>
-	-	-	506	FL	28
					<u>28</u>
-	5,970	-	1,725	UIF Wastewater	908
					<u>908</u>
-	-	750	750	UIF	316
					<u>316</u>
-	-	-	1,108	FL/South	48
-	-	(2,739)	-	FL/South	-
-	-	-	-	FL/South	-
-	-	-	5,748	FL/South	247
-	-	-	(1,047)	UIF Water	(398)
-	-	(145)	3,596	UIF Water	1,368
-	-	(4)	158	UIF Water	60
-	-	-	(195)	UIF Wastewater	(102)
-	-	-	1,331	UIF Wastewater	701
-	-	(51)	(455)	UIF Wastewater	(239)
-	-	9,468	9,468	UIF	3,988
					<u>5,672</u>

633/733	6025	LEGAL FEES	-	(2,722)	-	-	-	-
636/736	5745	COMPUTER AMORT & PROG COST	-	38	-	-	-	-
636/736	5750	INTERNET SUPPLIER	-	651	-	-	-	-
636/736	6045	TEMP EMPLOY - CLERICAL	-	22,628	-	-	-	-
642/742	6365	EQUIPMENT RENTALS	-	-	-	-	-	-
666/766	6065	RATE CASE AMORT EXPENSE	-	-	-	-	-	-
659/759	5715	INSURANCE-OTHER	-	68	-	-	-	-
<b>667/767</b>	<b>6070</b>	<b>MISC REG MATTERS COMM EXP</b>	<b>11,289</b>	<b>4,089</b>	<b>-</b>	<b>-</b>	<b>-</b>	<b>-</b>
675/775	5805	LICENSE FEES	-	-	-	-	-	-
675/775	5810	MEMBERSHIPS	-	2,236	(456)	-	-	-
675/775	5825	OTHER MISC EXPENSE	-	4,712	(15)	-	-	-
675/775	5855	ANSWERING SERVICE	-	3,690	-	-	-	-
675/775	5865	COPY MACHINE	-	-	-	-	-	-
675/775	5885	PRINTING/BLUEPRINTS	-	246	-	-	-	-
675/775	5890	PUBL SUBSCRIPTIONS/TAPES	-	486	-	-	-	-
675/775	5895	SHIPPING CHARGES	-	1,247	-	-	(175)	-
675/775	5900	OTHER OFFICE EXPENSES	216	20,646	-	(228)	(143)	-
675/775	5930	OFFICE ELECTRIC	-	495	-	-	-	-
675/775	5945	OFFICE TELECOM	-	138,727	-	-	-	-
675/775	5950	OFFICE GARBAGE REMOVAL	-	795	(244)	-	-	-
675/775	5955	OFFICE LANDSCAPE / MOW / PLOW	-	1,550	-	-	-	-
675/775	5960	OFFICE ALARM SYS PHONE EXP	-	804	-	-	-	-
675/775	5965	OFFICE MAINTENANCE	-	4,375	-	-	-	-
675/775	5970	OFFICE CLEANING SERVICE	-	7,050	-	-	-	-
675/775	5975	OFFICE MACHINE/HEAT&COOL	-	5,168	-	-	-	-
675/775	6185	TRAVEL LODGING	-	2,383	-	-	(322)	-
675/775	6190	TRAVEL AIRFARE	-	2,103	-	-	-	-
675/775	6195	TRAVEL TRANSPORTATION	-	296	-	-	-	-
675/775	6200	TRAVEL MEALS	-	2,256	(180)	(32)	(302)	-
675/775	6205	TRAVEL ENTERTAINMENT	-	1,289	-	-	-	-
675/775	6260	TEST-EQUIP/CHEMICAL	-	-	-	-	-	-
675/775	6360	COMMUNICATION EXPENSE	-	74,802	-	-	-	-
675/775	6385	UNIFORMS	-	1,109	-	-	-	-

-	-	-	(2,722) UIF	(1,147)
				<u>(1,147)</u>
-	-	1,482	1,520 FL/South	65
-	-	(260)	390 FL/South	17
-	-	-	22,628 FL/South	973
				<u>1,056</u>
-	-	-	- FL	-
				<u>-</u>
-	-	28,823	28,823 UIF	12,141
				<u>12,141</u>
-	-	-	68 FL	4
				<u>4</u>
-	-	-	15,378 UIF	6,477
				<u>6,477</u>
-	-	-	- FL	-
-	-	308	2,088 FL	116
-	-	156	4,853 FL/South	209
-	-	-	3,690 FL/South	159
-	-	-	- FL/South	-
-	-	-	246 FL/South	11
(69)	-	(70)	347 FL/South	15
-	-	-	1,072 FL/South	46
(188)	-	(5,927)	14,375 FL/South	618
(2,869)	-	-	(2,374) FL/South	(102)
(5,464)	-	(60,658)	72,604 FL/South	3,123
-	-	(263)	288 FL/South	12
-	-	(90)	1,460 FL/South	63
-	-	-	804 FL/South	35
(1,810)	-	(145)	2,420 FL/South	104
(4,350)	-	-	2,700 FL/South	116
-	-	-	5,168 FL/South	222
-	-	-	2,061 FL	114
-	-	-	2,103 FL	116
-	-	-	296 FL	16
-	-	-	1,742 FL	96
-	-	-	1,289 FL	71
-	-	-	- FL	-
(40,810)	-	(1,481)	32,511 FL	1,798
-	-	-	1,109 FL	61

**FLORIDA ALLOCATION REVISIONS  
3Q 2008 REGIONAL EXPENSES**

**UIF - Marion**

<u>NARUC Number</u>	<u>Account Number</u>	<u>Account Description</u>	<u>FL Region (802100) General Ledger Balance</u>	<u>State of FL (855100) General Ledger Balance</u>	<u>Regional CC (252100) General Ledger Balance</u>
403	6445	DEPREC-ORGANIZATION (1)	-	-	-
403	6450	DEPREC-FRANCHISES (1)	-	-	-
403	6470	DEPREC-STRUCT & IMPRV GEN (1)	-	-	-
403	6485	DEPREC-WELLS & SPRINGS (1)	-	-	-
403	6510	DEPREC-ELEC PUMP EQP WTP (1)	-	-	41
403	6520	DEPREC-WATER TREATMENT EQP (1)	-	-	-
403	6530	DEPREC-TRANS & DISTR MAINS (1)	-	-	-
403	6535	DEPREC-SERVICE LINES (1)	-	-	3
403	6540	DEPREC-METERS (1)	-	-	-
403	6580	DEPREC-OFFICE STRUCTURE (1)	-	5,662	-
403	6585	DEPREC-OFFICE FURN/EQPT (1)	-	3,190	-
403	6595	DEPREC-TOOL SHOP & MISC EQPT (1)	-	3,411	-
403	6600	DEPREC-LABORATORY EQUIPMEN (1)	-	48	-
403	6610	DEPREC-COMMUNICATION EQPT (1)	-	-	-
403	6660	DEPREC-STRUCT/IMPRV PUMP (1)	-	-	19
403	6765	DEPREC-TREAT/DISP EQ TRT P (1)	-	-	5
403	6835	DEPREC-TOOL SHOP & MISC EQPT (1)	-	-	-
403	6920	DEPREC - MAINFRAME (1)	-	125	-
403	6921	DEPREC - MINI COMPUTER (1)	-	29,798	-
403	6922	COMP SYSTEM AMORTIZATION (1)	-	-	-
403	6923	MICRO SYSTEM AMORTIZATION (1)	-	720	-
408	7535	FRANCHISE TAX	-	-	45
408.10	7540	GROSS RECEIPTS TAX	-	-	-
408.11	7550	PROPERTY/OTHER GENERAL TAX	-	-	-





w/p 3Q(b)

<u>Total Regional</u>		
<u>General Ledger Balance</u>	<u>Allocation Method</u>	<u>UIF - Marion Allocation</u>
23	UIF	1
55	UIF	3
1	UIF	0
2	UIF	0
1,388	UIF	89
2	UIF	0
70	UIF	4
37	UIF	2
621	UIF	40
5,662	FL/South	37
3,190	FL/South	21
3,411	FL	29
1,150	FL	10
-	FL	-
19	UIF Wastewater	1
5	UIF Wastewater	0
-	FL	-
125	FL/South	1
29,798	FL/South	194
-	FL/South	-
720	FL/South	5
		<hr/>
		436
		<hr/>
195	FL	2
		<hr/>
		2
		<hr/>
10,869	UIF	693
		<hr/>
		693
		<hr/>
(60,424)	FL/South	(393)
		<hr/>
		(393)
		<hr/>

408.13	7560	SALES/USE TAX EXPENSE	-	-	-
412.20	7585	AMORT OF INVEST TAX CREDIT	-	-	-
414	7691	NET BOOK VALUE-DISPOSAL	-	82	-
414	7693	DISPOSAL-PROCEEDS	-	(22,289)	-
604/704	5820	TRAINING EXPENSE	-	1,024	-
610/710	5455	PURCHASED SEWER TREATMENT	-	-	-
618/718	5480	CHLORINE	-	-	-
618/718	5490	OTHER TREATMENT CHEMICALS	-	-	-
620/720	5540	BILLING POSTAGE	-	-	-
620/720	5740	COMPUTER SUPPLIES	-	-	-
620/720	5860	CLEANING SUPPLIES	-	-	-
620/720	5880	OFFICE SUPPLY STORES	-	502	-
620/720	6285	WATER-MAINT SUPPLIES	-	-	-
620/720	6290	WATER-MAINT REPAIRS	-	-	-
620/720	6310	WATER-OTHER MAINT EXP	-	-	-
620/720	6320	SEWER-MAINT SUPPLIES	318	(1,025)	-
675/775	6325	SEWER-MAINT REPAIRS	-	-	#N/A
620/720	6345	SEWER-OTHER MAINT EXP	64	-	-
620/720	6355	DEFERRED MAINT EXPENSE	-	-	-
620/720	6380	REPAIRS & MAINT-MAINT,LAND	-	244	-
633/733	6025	LEGAL FEES	-	370	-
636/736	5745	COMPUTER AMORT & PROG COST	-	62	-
636/736	5750	INTERNET SUPPLIER	-	390	-

-	-	-	-	-	-	-
-	-	-	-	-	-	(589)
-	-	-	-	-	-	(659)
-	-	-	-	-	-	-
-	-	-	-	-	-	-
-	-	-	-	25	-	-
-	-	-	-	-	-	-
-	-	-	-	-	-	-
-	-	-	-	-	-	-
-	-	-	-	-	-	-
-	-	-	-	-	-	-
-	-	-	-	-	-	-
-	-	-	-	-	-	-
-	-	-	-	-	-	-
-	-	-	-	-	-	-
-	-	-	-	-	-	9,468
-	-	-	-	-	-	-
-	-	-	-	-	-	-
-	-	-	-	-	-	-

-	UIF	-	
		-	
(589)	UIF	(38)	
		(38)	
(577)	UIF	(37)	
(22,289)	UIF	(1,421)	
		(1,458)	
1,024	FL	9	
		9	
-	UIF Wastewater	-	
		-	
25	UIF	2	
-	UIF	-	
		2	
-	FL/South	-	
-	FL/South	-	
-	FL/South	-	
502	FL/South	3	
-	UIF Water	-	
-	UIF Water	-	
-	UIF Water	-	
(707)	UIF Wastewater	(21)	
#N/A	UIF Wastewater	#N/A	
64	UIF Wastewater	2	
9,468	UIF	604	
244	UIF	16	
		#N/A	
370	UIF	24	
		24	
62	FL/South	0	
390	FL/South	3	

636/736	6045	TEMP EMPLOY - CLERICAL	-	19,682	-
642/742	6365	EQUIPMENT RENTALS	-	(3,826)	-
666/766	6065	RATE CASE AMORT EXPENSE	-	-	-
659/759	5715	INSURANCE-OTHER	-	-	-
667/767	6070	MISC REG MATTERS COMM EXP	-	-	-
670/770	5510	UNCOLLECTIBLE ACCOUNTS	-	200	-
675/775	5760	WEBSITE DEVELOPMENT	-	354	-
675/775	5805	LICENSE FEES	-	-	-
675/775	5810	MEMBERSHIPS	-	-	-
675/775	5815	PENALTIES/FINES	-	1,050	-
675/775	5825	OTHER MISC EXPENSE	-	(4,646)	-
675/775	5855	ANSWERING SERVICE	-	5,108	-
675/775	5865	COPY MACHINE	-	708	-
675/775	5885	PRINTING/BLEUPRINTS	-	-	-
675/775	5890	PUBL SUBSCRIPTIONS/TAPES	-	69	-
675/775	5895	SHIPPING CHARGES	-	4,583	-
675/775	5900	OTHER OFFICE EXPENSES	-	23,885	-
675/775	5930	OFFICE ELECTRIC	-	35	-
675/775	5945	OFFICE TELECOM	-	62,707	-
675/775	5950	OFFICE GARBAGE REMOVAL	-	1,379	-
675/775	5955	OFFICE LANDSCAPE / MOW / PLOW	-	1,200	-
675/775	5960	OFFICE ALARM SYS PHONE EXP	-	2,972	-
675/775	5965	OFFICE MAINTENANCE	-	2,645	-
675/775	5970	OFFICE CLEANING SERVICE	-	4,185	-
675/775	5975	OFFICE MACHINE/HEAT&COOL	-	-	-
675/775	5980	OTHER OFFICE UTILITIES	-	261	-
675/775	6185	TRAVEL LODGING	926	331	-
675/775	6190	TRAVEL AIRFARE	-	383	-



19,682	FL/South	<u>128</u>
		<u>131</u>
(3,826)	FL	<u>(32)</u>
		<u>(32)</u>
28,823	UIF	<u>1,838</u>
		<u>1,838</u>
-	FL	<u>-</u>
		<u>-</u>
-	UIF	<u>-</u>
		<u>-</u>
200	UIF	<u>13</u>
		<u>13</u>
354	FL	3
-	FL	-
2,008	FL	17
1,050	FL	9
(4,549)	FL/South	(30)
5,108	FL/South	33
708	FL/South	5
-	FL/South	-
69	FL/South	0
4,583	FL/South	30
23,489	FL/South	153
35	FL/South	0
62,707	FL/South	408
1,379	FL/South	9
1,200	FL/South	8
2,972	FL/South	19
2,645	FL/South	17
4,185	FL/South	27
-	FL/South	-
261	FL/South	2
1,257	FL	11
383	FL	3

675/775	6195	TRAVEL TRANSPORTATION	-	245	-
675/775	6200	TRAVEL MEALS	264	623	-
675/775	6205	TRAVEL ENTERTAINMENT	-	-	-
675/775	6260	TEST-EQUIP/CHEMICAL	-	-	-
675/775	6360	COMMUNICATION EXPENSE	-	29,826	-
675/775	6385	UNIFORMS	111	240	-

**UIF - Orange**

<u>NARUC Number</u>	<u>Account Number</u>	<u>Account Description</u>	<u>FL Region (802100)</u> <u>General Ledger Balance</u>	<u>State of FL (855100)</u> <u>General Ledger Balance</u>	<u>Regional CC (252100)</u> <u>General Ledger Balance</u>
403	6445	DEPREC-ORGANIZATION (1)	-	-	-
403	6450	DEPREC-FRANCHISES (1)	-	-	-
403	6470	DEPREC-STRUCT & IMPRV GEN (1)	-	-	-
403	6485	DEPREC-WELLS & SPRINGS (1)	-	-	-
403	6510	DEPREC-ELEC PUMP EQP WTP (1)	-	-	41
403	6520	DEPREC-WATER TREATMENT EQP (1)	-	-	-
403	6530	DEPREC-TRANS & DISTR MAINS (1)	-	-	-
403	6535	DEPREC-SERVICE LINES (1)	-	-	3
403	6540	DEPREC-METERS (1)	-	-	-
403	6580	DEPREC-OFFICE STRUCTURE (1)	-	5,662	-
403	6585	DEPREC-OFFICE FURN/EQPT (1)	-	3,190	-
403	6595	DEPREC-TOOL SHOP & MISC EQPT (1)	-	3,411	-
403	6600	DEPREC-LABORATORY EQUIPMEN (1)	-	48	-
403	6610	DEPREC-COMMUNICATION EQPT (1)	-	-	-
403	6660	DEPREC-STRUCT/IMPRV PUMP (1)	-	-	19
403	6765	DEPREC-TREAT/DISP EQ TRT P (1)	-	-	5
403	6835	DEPREC-TOOL SHOP & MISC EQPT (1)	-	-	-
403	6920	DEPREC - MAINFRAME (1)	-	125	-
403	6921	DEPREC - MINI COMPUTER (1)	-	29,798	-
403	6922	COMP SYSTEM AMORTIZATION (1)	-	-	-
403	6923	MICRO SYSTEM AMORTIZATION (1)	-	720	-
408	7535	FRANCHISE TAX	-	-	45
408.10	7540	GROSS RECEIPTS TAX	-	-	-



-	-	-	-	-	-	-
-	-	-	-	-	-	-
-	-	-	-	-	-	-
-	-	-	-	-	-	144
-	-	-	-	-	-	-
-	-	-	-	-	-	-

<u>Regional CC (252101)</u> <u>General Ledger Balance</u>	<u>Regional CC (252102)</u> <u>General Ledger Balance</u>	<u>Regional CC (252103)</u> <u>General Ledger Balance</u>	<u>Regional CC (252104)</u> <u>General Ledger Balance</u>	<u>Regional CC (252105)</u> <u>General Ledger Balance</u>	<u>Regional CC (252109)</u> <u>General Ledger Balance</u>
-	-	-	-	-	23
-	-	-	-	-	55
-	-	-	-	-	1
-	-	-	-	-	2
-	-	-	-	-	1,348
-	-	-	-	-	2
-	-	-	-	-	70
-	-	-	-	34	-
-	301	-	-	320	-
-	-	-	-	-	-
-	-	-	-	-	-
-	-	-	-	-	-
-	-	-	-	-	1,102
-	-	-	-	-	-
-	-	-	-	-	-
-	-	-	-	-	-
-	-	-	-	-	-
-	-	-	-	-	-
-	-	-	-	-	-
-	-	-	-	-	-
-	-	-	-	-	-
-	-	-	-	-	-
-	-	-	-	-	-
-	-	-	-	-	-
-	-	-	-	-	150
-	(29,128)	4,829	-	4,273	30,895

245 FL	2	
887 FL	7	
- FL	-	
144 FL	1	
29,826 FL	250	
351 FL	3	
	988	#N/A

<u>Total Regional</u>		
<u>General Ledger Balance</u>	<u>Allocation Method</u>	<u>UIF - Orange Allocation</u>
23	UIF	1
55	UIF	2
1	UIF	0
2	UIF	0
1,388	UIF	44
2	UIF	0
70	UIF	2
37	UIF	1
621	UIF	20
5,662	FL/South	18
3,190	FL/South	10
3,411	FL	14
1,150	FL	5
-	FL	-
19	UIF Wastewater	-
5	UIF Wastewater	-
-	FL	-
125	FL/South	0
29,798	FL/South	96
-	FL/South	-
720	FL/South	2
		<u>216</u>
		<u>1</u>
		<u>1</u>
10,869	UIF	344

408.11	7550	PROPERTY/OTHER GENERAL TAX	-	-	-
408.13	7560	SALES/USE TAX EXPENSE	-	-	-
412.20	7585	AMORT OF INVEST TAX CREDIT	-	-	-
414	7691	NET BOOK VALUE-DISPOSAL	-	82	-
414	7693	DISPOSAL-PROCEEDS	-	(22,289)	-
604/704	5820	TRAINING EXPENSE	-	1,024	-
610/710	5455	PURCHASED SEWER TREATMENT	-	-	-
618/718	5480	CHLORINE	-	-	-
618/718	5490	OTHER TREATMENT CHEMICALS	-	-	-
620/720	5540	BILLING POSTAGE	-	-	-
620/720	5740	COMPUTER SUPPLIES	-	-	-
620/720	5860	CLEANING SUPPLIES	-	-	-
620/720	5880	OFFICE SUPPLY STORES	-	502	-
620/720	6285	WATER-MAINT SUPPLIES	-	-	-
620/720	6290	WATER-MAINT REPAIRS	-	-	-
620/720	6310	WATER-OTHER MAINT EXP	-	-	-
620/720	6320	SEWER-MAINT SUPPLIES	318	(1,025)	-
675/775	6325	SEWER-MAINT REPAIRS	-	-	-
620/720	6345	SEWER-OTHER MAINT EXP	64	-	-
620/720	6355	DEFERRED MAINT EXPENSE	-	-	-
620/720	6380	REPAIRS & MAINT-MAINT,LAND	-	244	-
633/733	6025	LEGAL FEES	-	370	-

-	-	-	-	-	-	(60,424)
-	-	-	-	-	-	-
-	-	-	-	-	-	(589)
-	-	-	-	-	-	(659)
-	-	-	-	-	-	-
-	-	-	-	-	-	-
-	-	-	-	-	-	-
-	-	-	-	25	-	-
-	-	-	-	-	-	-
-	-	-	-	-	-	-
-	-	-	-	-	-	-
-	-	-	-	-	-	-
-	-	-	-	-	-	-
-	-	-	-	-	-	-
-	-	-	-	-	-	-
-	-	-	-	-	-	-
-	-	-	-	-	-	-
-	-	-	-	-	-	-
-	-	-	-	-	-	9,468
-	-	-	-	-	-	-
-	-	-	-	-	-	-

	<u>344</u>
(60,424) FL/South	<u>(195)</u>
	<u>(195)</u>
- UIF	-
	-
(589) UIF	<u>(19)</u>
	<u>(19)</u>
(577) UIF	(18)
(22,289) UIF	<u>(706)</u>
	<u>(724)</u>
1,024 FL	4
	<u>4</u>
- UIF Wastewater	-
	-
25 UIF	1
- UIF	-
	<u>1</u>
- FL/South	-
- FL/South	-
- FL/South	-
502 FL/South	2
- UIF Water	-
- UIF Water	-
- UIF Water	-
(707) UIF Wastewater	-
- UIF Wastewater	-
64 UIF Wastewater	-
9,468 UIF	300
244 UIF	<u>8</u>
	<u>309</u>
370 UIF	12

636/736	5745	COMPUTER AMORT & PROG COST	-	62	-
636/736	5750	INTERNET SUPPLIER	-	390	-
636/736	6045	TEMP EMPLOY - CLERICAL	-	19,682	-
642/742	6365	EQUIPMENT RENTALS	-	(3,826)	-
666/766	6065	RATE CASE AMORT EXPENSE	-	-	-
659/759	5715	INSURANCE-OTHER	-	-	-
667/767	6070	MISC REG MATTERS COMM EXP	-	-	-
670/770	5510	UNCOLLECTIBLE ACCOUNTS	-	200	-
675/775	5760	WEBSITE DEVELOPMENT	-	354	-
675/775	5805	LICENSE FEES	-	-	-
675/775	5810	MEMBERSHIPS	-	-	-
675/775	5815	PENALTIES/FINES	-	1,050	-
675/775	5825	OTHER MISC EXPENSE	-	(4,646)	-
675/775	5855	ANSWERING SERVICE	-	5,108	-
675/775	5865	COPY MACHINE	-	708	-
675/775	5885	PRINTING/BLEUPRINTS	-	-	-
675/775	5890	PUBL SUBSCRIPTIONS/TAPES	-	69	-
675/775	5895	SHIPPING CHARGES	-	4,583	-
675/775	5900	OTHER OFFICE EXPENSES	-	23,885	-
675/775	5930	OFFICE ELECTRIC	-	35	-
675/775	5945	OFFICE TELECOM	-	62,707	-
675/775	5950	OFFICE GARBAGE REMOVAL	-	1,379	-
675/775	5955	OFFICE LANDSCAPE / MOW / PLOW	-	1,200	-
675/775	5960	OFFICE ALARM SYS PHONE EXP	-	2,972	-
675/775	5965	OFFICE MAINTENANCE	-	2,645	-
675/775	5970	OFFICE CLEANING SERVICE	-	4,185	-



	<u>12</u>
62 FL/South	0
390 FL/South	1
19,682 FL/South	<u>64</u>
	<u>65</u>
(3,826) FL	<u>(16)</u>
	<u>(16)</u>
28,823 UIF	<u>913</u>
	<u>913</u>
- FL	-
	-
- UIF	-
	-
200 UIF	<u>6</u>
	<u>6</u>
354 FL	1
- FL	-
2,008 FL	8
1,050 FL	4
(4,549) FL/South	(15)
5,108 FL/South	17
708 FL/South	2
- FL/South	-
69 FL/South	0
4,583 FL/South	15
23,489 FL/South	76
35 FL/South	0
62,707 FL/South	203
1,379 FL/South	4
1,200 FL/South	4
2,972 FL/South	10
2,645 FL/South	9
4,185 FL/South	14



675/775	5975	OFFICE MACHINE/HEAT&COOL	-	-	-
675/775	5980	OTHER OFFICE UTILITIES	-	261	-
675/775	6185	TRAVEL LODGING	926	331	-
675/775	6190	TRAVEL AIRFARE	-	383	-
675/775	6195	TRAVEL TRANSPORTATION	-	245	-
675/775	6200	TRAVEL MEALS	264	623	-
675/775	6205	TRAVEL ENTERTAINMENT	-	-	-
675/775	6260	TEST-EQUIP/CHEMICAL	-	-	-
675/775	6360	COMMUNICATION EXPENSE	-	29,826	-
675/775	6385	UNIFORMS	111	240	-

**UIF - Pasco**

<u>NARUC Number</u>	<u>Account Number</u>	<u>Account Description</u>	<u>FL Region (802100) General Ledger Balance</u>	<u>State of FL (855100) General Ledger Balance</u>	<u>Regional CC (252100) General Ledger Balance</u>
403	6445	DEPREC-ORGANIZATION (1)	-	-	-
403	6450	DEPREC-FRANCHISES (1)	-	-	-
403	6470	DEPREC-STRUCT & IMPRV GEN (1)	-	-	-
403	6485	DEPREC-WELLS & SPRINGS (1)	-	-	-
403	6510	DEPREC-ELEC PUMP EQP WTP (1)	-	-	41
403	6520	DEPREC-WATER TREATMENT EQP (1)	-	-	-
403	6530	DEPREC-TRANS & DISTR MAINS (1)	-	-	-
403	6535	DEPREC-SERVICE LINES (1)	-	-	3
403	6540	DEPREC-METERS (1)	-	-	-
403	6580	DEPREC-OFFICE STRUCTURE (1)	-	5,662	-
403	6585	DEPREC-OFFICE FURN/EQPT (1)	-	3,190	-
403	6595	DEPREC-TOOL SHOP & MISC EQPT (1)	-	3,411	-
403	6600	DEPREC-LABORATORY EQUIPMEN (1)	-	48	-
403	6610	DEPREC-COMMUNICATION EQPT (1)	-	-	-
403	6660	DEPREC-STRUCT/IMPRV PUMP (1)	-	-	19
403	6765	DEPREC-TREAT/DISP EQ TRT P (1)	-	-	5
403	6835	DEPREC-TOOL SHOP & MISC EQPT (1)	-	-	-
403	6920	DEPREC - MAINFRAME (1)	-	125	-
403	6921	DEPREC - MINI COMPUTER (1)	-	29,798	-
403	6922	COMP SYSTEM AMORTIZATION (1)	-	-	-
403	6923	MICRO SYSTEM AMORTIZATION (1)	-	720	-



-	FL/South	-	
261	FL/South	1	
1,257	FL	5	
383	FL	2	
245	FL	1	
887	FL	4	
-	FL	-	
144	FL	1	
29,826	FL	124	
351	FL	1	
		491	1,408

<u>Total Regional</u>		
<u>General Ledger Balance</u>	<u>Allocation Method</u>	<u>UIF - Pasco Allocation</u>
23	UIF	10
55	UIF	24
1	UIF	0
2	UIF	1
1,388	UIF	608
2	UIF	1
70	UIF	31
37	UIF	16
621	UIF	272
5,662	FL/South	253
3,190	FL/South	143
3,411	FL	196
1,150	FL	66
-	FL	-
19	UIF Wastewater	9
5	UIF Wastewater	2
-	FL	-
125	FL/South	6
29,798	FL/South	1,333
-	FL/South	-
720	FL/South	32
		3,003

408	7535	FRANCHISE TAX	-	-	45
408.10	7540	GROSS RECEIPTS TAX	-	-	-
408.11	7550	PROPERTY/OTHER GENERAL TAX	-	-	-
408.13	7560	SALES/USE TAX EXPENSE	-	-	-
412.20	7585	AMORT OF INVEST TAX CREDIT	-	-	-
414	7691	NET BOOK VALUE-DISPOSAL	-	82	-
414	7693	DISPOSAL-PROCEEDS	-	(22,289)	-
604/704	5820	TRAINING EXPENSE	-	1,024	-
610/710	5455	PURCHASED SEWER TREATMENT	-	-	-
618/718	5480	CHLORINE	-	-	-
618/718	5490	OTHER TREATMENT CHEMICALS	-	-	-
620/720	5540	BILLING POSTAGE	-	-	-
620/720	5740	COMPUTER SUPPLIES	-	-	-
620/720	5860	CLEANING SUPPLIES	-	-	-
620/720	5880	OFFICE SUPPLY STORES	-	502	-
620/720	6285	WATER-MAINT SUPPLIES	-	-	-
620/720	6290	WATER-MAINT REPAIRS	-	-	-
620/720	6310	WATER-OTHER MAINT EXP	-	-	-
620/720	6320	SEWER-MAINT SUPPLIES	318	(1,025)	-
675/775	6325	SEWER-MAINT REPAIRS	-	-	-
620/720	6345	SEWER-OTHER MAINT EXP	64	-	-
620/720	6355	DEFERRED MAINT EXPENSE	-	-	-



195 FL	<u>11</u>
	<u>11</u>
10,869 UIF	<u>4,762</u>
	<u>4,762</u>
(60,424) FL/South	<u>(2,704)</u>
	<u>(2,704)</u>
- UIF	<u>-</u>
	<u>-</u>
(589) UIF	<u>(258)</u>
	<u>(258)</u>
(577) UIF	(253)
(22,289) UIF	<u>(9,766)</u>
	<u>(10,019)</u>
1,024 FL	<u>59</u>
	<u>59</u>
- UIF Wastewater	<u>-</u>
	<u>-</u>
25 UIF	11
- UIF	<u>-</u>
	<u>11</u>
- FL/South	-
- FL/South	-
- FL/South	-
502 FL/South	22
- UIF Water	-
- UIF Water	-
- UIF Water	-
(707) UIF Wastewater	(314)
- UIF Wastewater	-
64 UIF Wastewater	28
9,468 UIF	4,148

620/720	6380	REPAIRS & MAINT-MAINT,LAND	-	244	-
633/733	6025	LEGAL FEES	-	370	-
636/736	5745	COMPUTER AMORT & PROG COST	-	62	-
636/736	5750	INTERNET SUPPLIER	-	390	-
636/736	6045	TEMP EMPLOY - CLERICAL	-	19,682	-
642/742	6365	EQUIPMENT RENTALS	-	(3,826)	-
666/766	6065	RATE CASE AMORT EXPENSE	-	-	-
659/759	5715	INSURANCE-OTHER	-	-	-
667/767	6070	MISC REG MATTERS COMM EXP	-	-	-
670/770	5510	UNCOLLECTIBLE ACCOUNTS	-	200	-
675/775	5760	WEBSITE DEVELOPMENT	-	354	-
675/775	5805	LICENSE FEES	-	-	-
675/775	5810	MEMBERSHIPS	-	-	-
675/775	5815	PENALTIES/FINES	-	1,050	-
675/775	5825	OTHER MISC EXPENSE	-	(4,646)	-
675/775	5855	ANSWERING SERVICE	-	5,108	-
675/775	5865	COPY MACHINE	-	708	-
675/775	5885	PRINTING/BLEUPRINTS	-	-	-
675/775	5890	PUBL SUBSCRIPTIONS/TAPES	-	69	-
675/775	5895	SHIPPING CHARGES	-	4,583	-
675/775	5900	OTHER OFFICE EXPENSES	-	23,885	-
675/775	5930	OFFICE ELECTRIC	-	35	-
675/775	5945	OFFICE TELECOM	-	62,707	-
675/775	5950	OFFICE GARBAGE REMOVAL	-	1,379	-





244	UIF	<u>107</u>
		<u>3,992</u>
370	UIF	<u>162</u>
		<u>162</u>
62	FL/South	3
390	FL/South	17
19,682	FL/South	<u>881</u>
		<u>901</u>
(3,826)	FL	<u>(220)</u>
		<u>(220)</u>
28,823	UIF	<u>12,629</u>
		<u>12,629</u>
-	FL	<u>-</u>
		<u>-</u>
-	UIF	<u>-</u>
		<u>-</u>
200	UIF	<u>88</u>
		<u>88</u>
354	FL	20
-	FL	-
2,008	FL	116
1,050	FL	60
(4,549)	FL/South	(204)
5,108	FL/South	229
708	FL/South	32
-	FL/South	-
69	FL/South	3
4,583	FL/South	205
23,489	FL/South	1,051
35	FL/South	2
62,707	FL/South	2,806
1,379	FL/South	62

675/775	5955	OFFICE LANDSCAPE / MOW / PLOW	-	1,200	-
675/775	5960	OFFICE ALARM SYS PHONE EXP	-	2,972	-
675/775	5965	OFFICE MAINTENANCE	-	2,645	-
675/775	5970	OFFICE CLEANING SERVICE	-	4,185	-
675/775	5975	OFFICE MACHINE/HEAT&COOL	-	-	-
675/775	5980	OTHER OFFICE UTILITIES	-	261	-
675/775	6185	TRAVEL LODGING	926	331	-
675/775	6190	TRAVEL AIRFARE	-	383	-
675/775	6195	TRAVEL TRANSPORTATION	-	245	-
675/775	6200	TRAVEL MEALS	264	623	-
675/775	6205	TRAVEL ENTERTAINMENT	-	-	-
675/775	6260	TEST-EQUIP/CHEMICAL	-	-	-
675/775	6360	COMMUNICATION EXPENSE	-	29,826	-
675/775	6385	UNIFORMS	111	240	-

**UIF - Pinellas**

<u>NARUC Number</u>	<u>Account Number</u>	<u>Account Description</u>	<u>FL Region (802100) General Ledger Balance</u>	<u>State of FL (855100) General Ledger Balance</u>	<u>Regional CC (252100) General Ledger Balance</u>
403	6445	DEPREC-ORGANIZATION (1)	-	-	-
403	6450	DEPREC-FRANCHISES (1)	-	-	-
403	6470	DEPREC-STRUCT & IMPRV GEN (1)	-	-	-
403	6485	DEPREC-WELLS & SPRINGS (1)	-	-	-
403	6510	DEPREC-ELEC PUMP EQP WTP (1)	-	-	41
403	6520	DEPREC-WATER TREATMENT EQP (1)	-	-	-
403	6530	DEPREC-TRANS & DISTR MAINS (1)	-	-	-
403	6535	DEPREC-SERVICE LINES (1)	-	-	3
403	6540	DEPREC-METERS (1)	-	-	-
403	6580	DEPREC-OFFICE STRUCTURE (1)	-	5,662	-
403	6585	DEPREC-OFFICE FURN/EQPT (1)	-	3,190	-
403	6595	DEPREC-TOOL SHOP & MISC EQPT (1)	-	3,411	-
403	6600	DEPREC-LABORATORY EQUIPMEN (1)	-	48	-
403	6610	DEPREC-COMMUNICATION EQPT (1)	-	-	-
403	6660	DEPREC-STRUCT/IMPRV PUMP (1)	-	-	19
403	6765	DEPREC-TREAT/DISP EQ TRT P (1)	-	-	5
403	6835	DEPREC-TOOL SHOP & MISC EQPT (1)	-	-	-
403	6920	DEPREC - MAINFRAME (1)	-	125	-
403	6921	DEPREC - MINI COMPUTER (1)	-	29,798	-



1,200	FL/South	54
2,972	FL/South	133
2,645	FL/South	118
4,185	FL/South	187
-	FL/South	-
261	FL/South	12
1,257	FL	72
383	FL	22
245	FL	14
887	FL	51
-	FL	-
144	FL	8
29,826	FL	1,716
351	FL	20
		<hr/>
		6,790
		<b>19,208</b>

Total Regional

<u>General Ledger Balance</u>	<u>Allocation Method</u>	<u>UIF - Pinellas Allocation</u>
23	UIF	1
55	UIF	2
1	UIF	0
2	UIF	0
1,388	UIF	63
2	UIF	0
70	UIF	3
37	UIF	2
621	UIF	28
5,662	FL/South	26
3,190	FL/South	15
3,411	FL	20
1,150	FL	7
-	FL	-
19	UIF Wastewater	-
5	UIF Wastewater	-
-	FL	-
125	FL/South	1
29,798	FL/South	138

403	6922	COMP SYSTEM AMORTIZATION (1)	-	-	-
403	6923	MICRO SYSTEM AMORTIZATION (1)	-	720	-
408	7535	FRANCHISE TAX	-	-	45
408.10	7540	GROSS RECEIPTS TAX	-	-	-
408.11	7550	PROPERTY/OTHER GENERAL TAX	-	-	-
408.13	7560	SALES/USE TAX EXPENSE	-	-	-
412.20	7585	AMORT OF INVEST TAX CREDIT	-	-	-
414	7691	NET BOOK VALUE-DISPOSAL	-	82	-
414	7693	DISPOSAL-PROCEEDS	-	(22,289)	-
604/704	5820	TRAINING EXPENSE	-	1,024	-
610/710	5455	PURCHASED SEWER TREATMENT	-	-	-
618/718	5480	CHLORINE	-	-	-
618/718	5490	OTHER TREATMENT CHEMICALS	-	-	-
620/720	5540	BILLING POSTAGE	-	-	-
620/720	5740	COMPUTER SUPPLIES	-	-	-
620/720	5860	CLEANING SUPPLIES	-	-	-
620/720	5880	OFFICE SUPPLY STORES	-	502	-
620/720	6285	WATER-MAINT SUPPLIES	-	-	-
620/720	6290	WATER-MAINT REPAIRS	-	-	-
620/720	6310	WATER-OTHER MAINT EXP	-	-	-



-	FL/South	-
720	FL/South	3
		<u>309</u>
195	FL	1
		<u>1</u>
10,869	UIF	492
		<u>492</u>
(60,424)	FL/South	(279)
		<u>(279)</u>
-	UIF	-
		<u>-</u>
(589)	UIF	(27)
		<u>(27)</u>
(577)	UIF	(26)
(22,289)	UIF	(1,008)
		<u>(1,034)</u>
1,024	FL	6
		<u>6</u>
-	UIF Wastewater	-
		<u>-</u>
25	UIF	1
-	UIF	-
		<u>1</u>
-	FL/South	-
-	FL/South	-
-	FL/South	-
502	FL/South	2
-	UIF Water	-
-	UIF Water	-
-	UIF Water	-

620/720	6320	SEWER-MAINT SUPPLIES	318	(1,025)	-
675/775	6325	SEWER-MAINT REPAIRS	-	-	-
620/720	6345	SEWER-OTHER MAINT EXP	64	-	-
620/720	6355	DEFERRED MAINT EXPENSE	-	-	-
620/720	6380	REPAIRS & MAINT-MAINT,LAND	-	244	-
633/733	6025	LEGAL FEES	-	370	-
636/736	5745	COMPUTER AMORT & PROG COST	-	62	-
636/736	5750	INTERNET SUPPLIER	-	390	-
636/736	6045	TEMP EMPLOY - CLERICAL	-	19,682	-
642/742	6365	EQUIPMENT RENTALS	-	(3,826)	-
666/766	6065	RATE CASE AMORT EXPENSE	-	-	-
659/759	5715	INSURANCE-OTHER	-	-	-
667/767	6070	MISC REG MATTERS COMM EXP	-	-	-
670/770	5510	UNCOLLECTIBLE ACCOUNTS	-	200	-
675/775	5760	WEBSITE DEVELOPMENT	-	354	-
675/775	5805	LICENSE FEES	-	-	-
675/775	5810	MEMBERSHIPS	-	-	-
675/775	5815	PENALTIES/FINES	-	1,050	-
675/775	5825	OTHER MISC EXPENSE	-	(4,646)	-
675/775	5855	ANSWERING SERVICE	-	5,108	-
675/775	5865	COPY MACHINE	-	708	-
675/775	5885	PRINTING/BLEUPRINTS	-	-	-
675/775	5890	PUBL SUBSCRIPTIONS/TAPES	-	69	-
675/775	5895	SHIPPING CHARGES	-	4,583	-





(707) UIF Wastewater	-
- UIF Wastewater	-
64 UIF Wastewater	-
9,468 UIF	428
244 UIF	11
	<u>441</u>
	<u>441</u>
370 UIF	17
	<u>17</u>
	<u>17</u>
62 FL/South	0
390 FL/South	2
19,682 FL/South	91
	<u>93</u>
	<u>93</u>
(3,826) FL	(23)
	<u>(23)</u>
	<u>(23)</u>
28,823 UIF	1,303
	<u>1,303</u>
	<u>1,303</u>
- FL	-
	<u>-</u>
	<u>-</u>
- UIF	-
	<u>-</u>
	<u>-</u>
200 UIF	9
	<u>9</u>
	<u>9</u>
354 FL	2
- FL	-
2,008 FL	12
1,050 FL	6
(4,549) FL/South	(21)
5,108 FL/South	24
708 FL/South	3
- FL/South	-
69 FL/South	0
4,583 FL/South	21

675/775	5900	OTHER OFFICE EXPENSES	-	23,885	-
675/775	5930	OFFICE ELECTRIC	-	35	-
675/775	5945	OFFICE TELECOM	-	62,707	-
675/775	5950	OFFICE GARBAGE REMOVAL	-	1,379	-
675/775	5955	OFFICE LANDSCAPE / MOW / PLOW	-	1,200	-
675/775	5960	OFFICE ALARM SYS PHONE EXP	-	2,972	-
675/775	5965	OFFICE MAINTENANCE	-	2,645	-
675/775	5970	OFFICE CLEANING SERVICE	-	4,185	-
675/775	5975	OFFICE MACHINE/HEAT&COOL	-	-	-
675/775	5980	OTHER OFFICE UTILITIES	-	261	-
675/775	6185	TRAVEL LODGING	926	331	-
675/775	6190	TRAVEL AIRFARE	-	383	-
675/775	6195	TRAVEL TRANSPORTATION	-	245	-
675/775	6200	TRAVEL MEALS	264	623	-
675/775	6205	TRAVEL ENTERTAINMENT	-	-	-
675/775	6260	TEST-EQUIP/CHEMICAL	-	-	-
675/775	6360	COMMUNICATION EXPENSE	-	29,826	-
675/775	6385	UNIFORMS	111	240	-

**UIF - Seminole**

<u>NARUC Number</u>	<u>Account Number</u>	<u>Account Description</u>	<u>FL Region (802100)</u> <u>General Ledger Balance</u>	<u>State of FL (855100)</u> <u>General Ledger Balance</u>	<u>Regional CC (252100)</u> <u>General Ledger Balance</u>
403	6445	DEPREC-ORGANIZATION (1)	-	-	-
403	6450	DEPREC-FRANCHISES (1)	-	-	-
403	6470	DEPREC-STRUCT & IMPRV GEN (1)	-	-	-
403	6485	DEPREC-WELLS & SPRINGS (1)	-	-	-
403	6510	DEPREC-ELEC PUMP EQP WTP (1)	-	-	41
403	6520	DEPREC-WATER TREATMENT EQP (1)	-	-	-
403	6530	DEPREC-TRANS & DISTR MAINS (1)	-	-	-
403	6535	DEPREC-SERVICE LINES (1)	-	-	3
403	6540	DEPREC-METERS (1)	-	-	-
403	6580	DEPREC-OFFICE STRUCTURE (1)	-	5,662	-
403	6585	DEPREC-OFFICE FURN/EQPT (1)	-	3,190	-
403	6595	DEPREC-TOOL SHOP & MISC EQPT (1)	-	3,411	-
403	6600	DEPREC-LABORATORY EQUIPMEN (1)	-	48	-
403	6610	DEPREC-COMMUNICATION EQPT (1)	-	-	-
403	6660	DEPREC-STRUCT/IMPRV PUMP (1)	-	-	19

-	125	-	-	(521)	-
-	-	-	-	-	-
-	-	-	-	-	-
-	-	-	-	-	-
-	-	-	-	-	-
-	-	-	-	-	-
-	-	-	-	-	-
-	-	-	-	-	-
-	-	-	-	-	-
-	-	-	-	-	-
-	-	-	-	-	-
-	-	-	-	-	144
-	-	-	-	-	-
-	-	-	-	-	-

<u>Regional CC (252101)</u>	<u>Regional CC (252102)</u>	<u>Regional CC (252103)</u>	<u>Regional CC (252104)</u>	<u>Regional CC (252105)</u>	<u>Regional CC (252109)</u>
<u>General Ledger Balance</u>	<u>General Ledger Balance</u>	<u>General Ledger Balance</u>	<u>General Ledger Balance</u>	<u>General Ledger Balance</u>	<u>General Ledger Balance</u>
-	-	-	-	-	23
-	-	-	-	-	55
-	-	-	-	-	1
-	-	-	-	-	2
-	-	-	-	-	1,348
-	-	-	-	-	2
-	-	-	-	-	70
-	-	-	-	34	-
-	301	-	-	320	-
-	-	-	-	-	-
-	-	-	-	-	-
-	-	-	-	-	1,102
-	-	-	-	-	-
-	-	-	-	-	-

23,489	FL/South	108	
35	FL/South	0	
62,707	FL/South	290	
1,379	FL/South	6	
1,200	FL/South	6	
2,972	FL/South	14	
2,645	FL/South	12	
4,185	FL/South	19	
-	FL/South	-	
261	FL/South	1	
1,257	FL	7	
383	FL	2	
245	FL	1	
887	FL	5	
-	FL	-	
144	FL	1	
29,826	FL	177	
351	FL	2	
		701	2,011

Total Regional

<u>General Ledger Balance</u>	<u>Allocation Method</u>	<u>UIF - Seminole Allocation</u>	
23	UIF	10	
55	UIF	23	
1	UIF	0	
2	UIF	1	
1,388	UIF	585	
2	UIF	1	
70	UIF	30	
37	UIF	16	
621	UIF	261	
5,662	FL/South	244	
3,190	FL/South	137	
3,411	FL	20	
1,150	FL	64	
-	FL	-	
19	UIF Wastewater	10	

403	6765	DEPREC-TREAT/DISP EQ TRT P (1)	-	-	5
403	6835	DEPREC-TOOL SHOP & MISC EQPT (1)	-	-	-
403	6920	DEPREC - MAINFRAME (1)	-	125	-
403	6921	DEPREC - MINI COMPUTER (1)	-	29,798	-
403	6922	COMP SYSTEM AMORTIZATION (1)	-	-	-
403	6923	MICRO SYSTEM AMORTIZATION (1)	-	720	-
408	7535	FRANCHISE TAX	-	-	45
408.10	7540	GROSS RECEIPTS TAX	-	-	-
408.11	7550	PROPERTY/OTHER GENERAL TAX	-	-	-
408.13	7560	SALES/USE TAX EXPENSE	-	-	-
412.20	7585	AMORT OF INVEST TAX CREDIT	-	-	-
414	7691	NET BOOK VALUE-DISPOSAL	-	82	-
414	7693	DISPOSAL-PROCEEDS	-	(22,289)	-
604/704	5820	TRAINING EXPENSE	-	1,024	-
610/710	5455	PURCHASED SEWER TREATMENT	-	-	-
618/718	5480	CHLORINE	-	-	-
618/718	5490	OTHER TREATMENT CHEMICALS	-	-	-
620/720	5540	BILLING POSTAGE	-	-	-
620/720	5740	COMPUTER SUPPLIES	-	-	-
620/720	5860	CLEANING SUPPLIES	-	-	-



5	UIF Wastewater	2
-	FL	-
125	FL/South	5
29,798	FL/South	1,282
-	FL/South	-
720	FL/South	31
		<u>2,721</u>
		<u>2,721</u>
195	FL	11
		<u>11</u>
		<u>11</u>
10,869	UIF	4,578
		<u>4,578</u>
		<u>4,578</u>
(60,424)	FL/South	(2,599)
		<u>(2,599)</u>
		<u>(2,599)</u>
-	UIF	-
		<u>-</u>
		<u>-</u>
(589)	UIF	(248)
		<u>(248)</u>
		<u>(248)</u>
(577)	UIF	(243)
(22,289)	UIF	(9,388)
		<u>(9,631)</u>
		<u>(9,631)</u>
1,024	FL	57
		<u>57</u>
		<u>57</u>
-	UIF Wastewater	-
		<u>-</u>
		<u>-</u>
25	UIF	11
-	UIF	-
		<u>11</u>
		<u>11</u>
-	FL/South	-
-	FL/South	-
-	FL/South	-



620/720	5880	OFFICE SUPPLY STORES	-	502	-
620/720	6285	WATER-MAINT SUPPLIES	-	-	-
620/720	6290	WATER-MAINT REPAIRS	-	-	-
620/720	6310	WATER-OTHER MAINT EXP	-	-	-
620/720	6320	SEWER-MAINT SUPPLIES	318	(1,025)	-
675/775	6325	SEWER-MAINT REPAIRS	-	-	-
620/720	6345	SEWER-OTHER MAINT EXP	64	-	-
620/720	6355	DEFERRED MAINT EXPENSE	-	-	-
620/720	6380	REPAIRS & MAINT-MAINT,LAND	-	244	-
633/733	6025	LEGAL FEES	-	370	-
636/736	5745	COMPUTER AMORT & PROG COST	-	62	-
636/736	5750	INTERNET SUPPLIER	-	390	-
636/736	6045	TEMP EMPLOY - CLERICAL	-	19,682	-
642/742	6365	EQUIPMENT RENTALS	-	(3,826)	-
666/766	6065	RATE CASE AMORT EXPENSE	-	-	-
659/759	5715	INSURANCE-OTHER	-	-	-
667/767	6070	MISC REG MATTERS COMM EXP	-	-	-
670/770	5510	UNCOLLECTIBLE ACCOUNTS	-	200	-
675/775	5760	WEBSITE DEVELOPMENT	-	354	-
675/775	5805	LICENSE FEES	-	-	-
675/775	5810	MEMBERSHIPS	-	-	-
675/775	5815	PENALTIES/FINES	-	1,050	-
675/775	5825	OTHER MISC EXPENSE	-	(4,646)	-
675/775	5855	ANSWERING SERVICE	-	5,108	-

-	-	-	-	-	-	-
-	-	-	-	-	-	-
-	-	-	-	-	-	-
-	-	-	-	-	-	-
-	-	-	-	-	-	-
-	-	-	-	-	-	-
-	-	-	-	-	-	-
-	-	-	-	-	-	9,468
-	-	-	-	-	-	-
-	-	-	-	-	-	-
-	-	-	-	-	-	-
-	-	-	-	-	-	-
-	-	-	-	-	-	-
-	-	-	-	-	-	-
-	-	-	-	-	-	28,823
-	-	-	-	-	-	-
-	-	-	-	-	-	-
-	-	-	-	-	-	-
-	-	-	-	-	-	-
-	-	-	-	-	-	-
-	-	-	-	-	-	-
-	-	-	-	-	-	2,008
-	-	-	-	-	-	-
-	-	-	-	-	-	97
-	-	-	-	-	-	-

502	FL/South	22
-	UIF Water	-
-	UIF Water	-
-	UIF Water	-
(707)	UIF Wastewater	(372)
-	UIF Wastewater	-
64	UIF Wastewater	34
9,468	UIF	3,988
244	UIF	103
		<u>3,774</u>
		<u>3,774</u>
370	UIF	156
		<u>156</u>
		<u>156</u>
62	FL/South	3
390	FL/South	17
19,682	FL/South	847
		<u>866</u>
		<u>866</u>
(3,826)	FL	(212)
		<u>(212)</u>
		<u>(212)</u>
28,823	UIF	12,141
		<u>12,141</u>
		<u>12,141</u>
-	FL	-
		<u>-</u>
		<u>-</u>
-	UIF	-
		<u>-</u>
		<u>-</u>
200	UIF	84
		<u>84</u>
		<u>84</u>
354	FL	20
-	FL	-
2,008	FL	111
1,050	FL	58
(4,549)	FL/South	(196)
5,108	FL/South	220

675/775	5865	COPY MACHINE	-	708	-
675/775	5885	PRINTING/BLEUPRINTS	-	-	-
675/775	5890	PUBL SUBSCRIPTIONS/TAPES	-	69	-
675/775	5895	SHIPPING CHARGES	-	4,583	-
675/775	5900	OTHER OFFICE EXPENSES	-	23,885	-
675/775	5930	OFFICE ELECTRIC	-	35	-
675/775	5945	OFFICE TELECOM	-	62,707	-
675/775	5950	OFFICE GARBAGE REMOVAL	-	1,379	-
675/775	5955	OFFICE LANDSCAPE / MOW / PLOW	-	1,200	-
675/775	5960	OFFICE ALARM SYS PHONE EXP	-	2,972	-
675/775	5965	OFFICE MAINTENANCE	-	2,645	-
675/775	5970	OFFICE CLEANING SERVICE	-	4,185	-
675/775	5975	OFFICE MACHINE/HEAT&COOL	-	-	-
675/775	5980	OTHER OFFICE UTILITIES	-	261	-
675/775	6185	TRAVEL LODGING	926	331	-
675/775	6190	TRAVEL AIRFARE	-	383	-
675/775	6195	TRAVEL TRANSPORTATION	-	245	-
675/775	6200	TRAVEL MEALS	264	623	-
675/775	6205	TRAVEL ENTERTAINMENT	-	-	-
675/775	6260	TEST-EQUIP/CHEMICAL	-	-	-
675/775	6360	COMMUNICATION EXPENSE	-	29,826	-
675/775	6385	UNIFORMS	111	240	-

-	-	-	-	-	-	-
-	-	-	-	-	-	-
-	-	-	-	-	-	-
-	-	-	-	-	-	-
-	125	-	-	(521)	-	-
-	-	-	-	-	-	-
-	-	-	-	-	-	-
-	-	-	-	-	-	-
-	-	-	-	-	-	-
-	-	-	-	-	-	-
-	-	-	-	-	-	-
-	-	-	-	-	-	-
-	-	-	-	-	-	-
-	-	-	-	-	-	-
-	-	-	-	-	-	-
-	-	-	-	-	-	-
-	-	-	-	-	-	144
-	-	-	-	-	-	-
-	-	-	-	-	-	-

708	FL/South	30	
-	FL/South	-	
69	FL/South	3	
4,583	FL/South	197	
23,489	FL/South	1,010	
35	FL/South	2	
62,707	FL/South	2,698	
1,379	FL/South	59	
1,200	FL/South	52	
2,972	FL/South	128	
2,645	FL/South	114	
4,185	FL/South	180	
-	FL/South	-	
261	FL/South	11	
1,257	FL	70	
383	FL	21	
245	FL	14	
887	FL	49	
-	FL	-	
144	FL	8	
29,826	FL	1,650	
351	FL	19	
		<hr/>	
		6,527	18,235
		<hr/>	

**FLORIDA ALLOCATION REVISIONS  
4Q 2008 REGIONAL EXPENSES**

**UIF - Marion**

<u>NARUC Number</u>	<u>Account Number</u>	<u>Account Description</u>	<u>FL Region (802100) General Ledger Balance</u>	<u>State of FL (855100) General Ledger Balance</u>	<u>Regional CC (252100) General Ledger Balance</u>
403	6445	DEPREC-ORGANIZATION (1)	-	-	-
403	6450	DEPREC-FRANCHISES (1)	-	-	-
403	6470	DEPREC-STRUCT & IMPRV GEN (1)	-	-	-
403	6485	DEPREC-WELLS & SPRINGS (1)	-	-	-
403	6510	DEPREC-ELEC PUMP EQP WTP (1)	-	-	41
403	6520	DEPREC-WATER TREATMENT EQP (1)	-	-	-
403	6530	DEPREC-TRANS & DISTR MAINS (1)	-	-	-
403	6535	DEPREC-SERVICE LINES (1)	-	-	3
403	6540	DEPREC-METERS (1)	-	-	-
403	6580	DEPREC-OFFICE STRUCTURE (1)	-	5,662	-
403	6585	DEPREC-OFFICE FURN/EQPT (1)	-	3,190	-
403	6595	DEPREC-TOOL SHOP & MISC EQPT (1)	-	3,411	-
403	6600	DEPREC-LABORATORY EQUIPMEN (1)	-	48	-
403	6610	DEPREC-COMMUNICATION EQPT (1)	-	-	-
403	6660	DEPREC-STRUCT/IMPRV PUMP (1)	-	-	19
403	6765	DEPREC-TREAT/DISP EQ TRT P (1)	-	-	5
403	6835	DEPREC-TOOL SHOP & MISC EQPT (1)	-	-	-
403	6920	DEPREC - MAINFRAME (1)	-	125	-
403	6921	DEPREC - MINI COMPUTER (1)	-	29,798	-
403	6922	COMP SYSTEM AMORTIZATION (1)	-	-	-
403	6923	MICRO SYSTEM AMORTIZATION (1)	-	720	-
408	7535	FRANCHISE TAX	-	-	-
408.10	7540	GROSS RECEIPTS TAX	-	-	6,984
408.11	7550	PROPERTY/OTHER GENERAL TAX	-	-	-
408.11	7555	REAL ESTATE TAX	-	-	-





w/p 3Q(b)

<u>Total Regional</u>		
<u>General Ledger Balance</u>	<u>Allocation Method</u>	<u>UIF - Marion Allocation</u>
23	UIF	1
55	UIF	3
1	UIF	0
2	UIF	0
1,388	UIF	89
2	UIF	0
70	UIF	4
37	UIF	2
621	UIF	40
5,662	FL/South	37
3,190	FL/South	21
3,411	FL	29
1,150	FL	10
-	FL	-
19	UIF Wastewater	1
5	UIF Wastewater	0
-	FL	-
125	FL/South	1
29,798	FL/South	194
-	FL/South	-
720	FL/South	5
		<hr/>
		436
		<hr/>
-	FL	-
		<hr/>
		-
		<hr/>
6,984	UIF	445
		<hr/>
		445
		<hr/>
27,060	FL/South	176
5	FL/South	0

408.13	7560	SALES/USE TAX EXPENSE	-	-	-
412.20	7585	AMORT OF INVEST TAX CREDIT	-	-	-
414	7691	NET BOOK VALUE-DISPOSAL	-	(168)	-
414	7693	DISPOSAL-PROCEEDS	-	45,382	-
604/704	5820	TRAINING EXPENSE	-	655	1,160
610/710	5455	PURCHASED SEWER TREATMENT	-	-	-
618/718	5480	CHLORINE	-	25	-
618/718	5490	OTHER TREATMENT CHEMICALS	-	-	-
					#N/A
620/720	5540	BILLING POSTAGE	-	-	-
620/720	5740	COMPUTER SUPPLIES	-	-	-
620/720	5860	CLEANING SUPPLIES	-	-	-
620/720	5880	OFFICE SUPPLY STORES	-	2,814	-
620/720	6285	WATER-MAINT SUPPLIES	-	416	100
620/720	6290	WATER-MAINT REPAIRS	-	-	-
620/720	6300	WATER-ELEC EQUIPT REPAIR	-	-	-
620/720	6310	WATER-OTHER MAINT EXP	-	-	-
620/720	6320	SEWER-MAINT SUPPLIES	-	-	-
620/720	6325	SEWER-MAINT REPAIRS	-	-	-
620/720	6335	SEWER-ELEC EQUIPT REPAIR	-	-	1,836
620/720	6345	SEWER-OTHER MAINT EXP	-	-	-
620/720	6355	DEFERRED MAINT EXPENSE	-	-	-
620/720	6380	REPAIRS & MAINT-MAINT,LAND	-	-	-
633/733	6025	LEGAL FEES	-	-	-

-	-	-	-	-	-	-
-	-	-	-	-	-	(589)
-	-	-	-	-	-	1,318
-	-	-	-	-	-	-
-	-	-	-	-	-	-
-	-	-	-	-	-	-
-	-	-	-	(25)	-	-
-	-	-	-	-	-	-
-	-	-	-	-	-	-
-	-	-	-	-	-	-
40	-	-	-	-	-	-
-	-	-	-	-	-	-
93	-	-	-	-	-	-
147	-	-	-	-	-	-
-	-	-	-	-	-	-
-	-	-	-	-	-	-
-	-	-	-	-	-	-
-	-	-	-	-	-	9,468
-	-	-	-	-	-	-
-	-	-	-	-	-	-

		<u>176</u>
-	UIF	-
		<u>-</u>
(589)	UIF	(38)
		<u>(38)</u>
1,149	UIF	73
45,382	UIF	2,893
		<u>2,967</u>
1,815	FL	15
		<u>15</u>
-	UIF Wastewater	-
		<u>-</u>
-	UIF	-
-	UIF	-
		<u>-</u>
-	FL/South	-
-	FL/South	-
-	FL/South	-
2,814	FL/South	18
556	UIF Water	43
-	UIF Water	-
93	UIF Water	7
147	UIF Water	11
-	UIF Wastewater	-
-	UIF Wastewater	-
1,836	UIF Wastewater	54
-	UIF Wastewater	-
9,468	UIF	604
-	UIF	-
		<u>737</u>
-	UIF	-
		<u>-</u>

636/736	5495	METER READING	-	-	-
636/736	5745	COMPUTER AMORT & PROG COST	-	62	-
636/736	5750	INTERNET SUPPLIER	-	390	-
636/736	6045	TEMP EMPLOY - CLERICAL	-	(26,619)	-
642/742	6365	EQUIPMENT RENTALS	-	-	-
666/766	6065	RATE CASE AMORT EXPENSE	-	-	-
659/759	5715	INSURANCE-OTHER	-	-	-
667/767	6070	MISC REG MATTERS COMM EXP	-	-	-
670/770	5510	UNCOLLECTIBLE ACCOUNTS	-	-	-
675/775	5760	WEBSITE DEVELOPMENT	-	-	-
675/775	5790	BANK SERVICE CHARGE	-	-	349
675/775	5800	LETTER OF CREDIT FEE	-	-	60
675/775	5805	LICENSE FEES	-	-	-
675/775	5810	MEMBERSHIPS	-	146	-
675/775	5815	PENALTIES/FINES	-	-	-
675/775	5825	OTHER MISC EXPENSE	-	-	31
675/775	5855	ANSWERING SERVICE	-	5,400	-
675/775	5865	COPY MACHINE	-	72	-
675/775	5885	PRINTING/BLEUPRINTS	-	1,481	-
675/775	5890	PUBL SUBSCRIPTIONS/TAPES	-	472	-
675/775	5895	SHIPPING CHARGES	-	3,377	-
675/775	5900	OTHER OFFICE EXPENSES	-	6,796	61
675/775	5930	OFFICE ELECTRIC	-	35	-
675/775	5945	OFFICE TELECOM	174	56,911	-
675/775	5950	OFFICE GARBAGE REMOVAL	-	1,048	-
675/775	5955	OFFICE LANDSCAPE / MOW / PLOW	-	970	-
675/775	5960	OFFICE ALARM SYS PHONE EXP	-	1,380	-



(210) FL	(2)
62 FL/South	0
390 FL/South	3
(26,619) FL/South	(173)
	<u>(172)</u>
- FL	-
	<u>-</u>
155,679 UIF	9,925
	<u>9,925</u>
- FL	-
	<u>-</u>
- UIF	-
	<u>-</u>
- UIF	-
	<u>-</u>
- FL	-
349 FL	3
60 FL	1
- FL	-
684 FL	6
- FL	-
31 FL/South	0
5,400 FL/South	35
72 FL/South	0
1,481 FL/South	10
472 FL/South	3
4,919 FL/South	32
7,146 FL/South	47
35 FL/South	0
57,085 FL/South	372
1,048 FL/South	7
970 FL/South	6
1,434 FL/South	9

675/775	5965	OFFICE MAINTENANCE	-	7,531	-
675/775	5970	OFFICE CLEANING SERVICE	-	4,125	-
675/775	5975	OFFICE MACHINE/HEAT&COOL	-	-	-
675/775	5980	OTHER OFFICE UTILITIES	-	-	-
675/775	6185	TRAVEL LODGING	-	6,067	-
675/775	6190	TRAVEL AIRFARE	-	788	-
675/775	6195	TRAVEL TRANSPORTATION	-	611	-
675/775	6200	TRAVEL MEALS	-	1,470	-
675/775	6205	TRAVEL ENTERTAINMENT	-	-	-
675/775	6260	TEST-EQUIP/CHEMICAL	-	-	-
675/775	6360	COMMUNICATION EXPENSE	-	29,814	-
675/775	6385	UNIFORMS	-	587	-

**UIF - Orange**

<u>NARUC Number</u>	<u>Account Number</u>	<u>Account Description</u>	<u>FL Region (802100) General Ledger Balance</u>	<u>State of FL (855100) General Ledger Balance</u>	<u>Regional CC (252100) General Ledger Balance</u>
403	6445	DEPREC-ORGANIZATION (1)	-	-	-
403	6450	DEPREC-FRANCHISES (1)	-	-	-
403	6470	DEPREC-STRUCT & IMPRV GEN (1)	-	-	-
403	6485	DEPREC-WELLS & SPRINGS (1)	-	-	-
403	6510	DEPREC-ELEC PUMP EQP WTP (1)	-	-	41
403	6520	DEPREC-WATER TREATMENT EQP (1)	-	-	-
403	6530	DEPREC-TRANS & DISTR MAINS (1)	-	-	-
403	6535	DEPREC-SERVICE LINES (1)	-	-	3
403	6540	DEPREC-METERS (1)	-	-	-
403	6580	DEPREC-OFFICE STRUCTURE (1)	-	5,662	-
403	6585	DEPREC-OFFICE FURN/EQPT (1)	-	3,190	-
403	6595	DEPREC-TOOL SHOP & MISC EQPT (1)	-	3,411	-
403	6600	DEPREC-LABORATORY EQUIPMEN (1)	-	48	-
403	6610	DEPREC-COMMUNICATION EQPT (1)	-	-	-
403	6660	DEPREC-STRUCT/IMPRV PUMP (1)	-	-	19
403	6765	DEPREC-TREAT/DISP EQ TRT P (1)	-	-	5
403	6835	DEPREC-TOOL SHOP & MISC EQPT (1)	-	-	-
403	6920	DEPREC - MAINFRAME (1)	-	125	-
403	6921	DEPREC - MINI COMPUTER (1)	-	29,798	-
403	6922	COMP SYSTEM AMORTIZATION (1)	-	-	-
403	6923	MICRO SYSTEM AMORTIZATION (1)	-	720	-





7,531	FL/South	49	
4,125	FL/South	27	
-	FL/South	-	
-	FL/South	-	
6,067	FL	51	
788	FL	7	
611	FL	5	
1,470	FL	12	
-	FL	-	
356	FL	3	
29,814	FL	250	
1,188	FL	10	
		944	15,436

<u>Total Regional</u>			
<u>General Ledger Balance</u>	<u>Allocation Method</u>	<u>UIF - Orange Allocation</u>	
23	UIF	1	
55	UIF	2	
1	UIF	0	
2	UIF	0	
1,388	UIF	44	
2	UIF	0	
70	UIF	2	
37	UIF	1	
621	UIF	20	
5,662	FL/South	18	
3,190	FL/South	10	
3,411	FL	14	
1,150	FL	5	
-	FL	-	
19	UIF Wastewater	-	
5	UIF Wastewater	-	
-	FL	-	
125	FL/South	0	
29,798	FL/South	96	
-	FL/South	-	
720	FL/South	2	

408	7535	FRANCHISE TAX	-	-	-
408.10	7540	GROSS RECEIPTS TAX	-	-	6,984
408.11	7550	PROPERTY/OTHER GENERAL TAX	-	-	-
408.11	7555	REAL ESTATE TAX	-	-	-
408.13	7560	SALES/USE TAX EXPENSE	-	-	-
412.20	7585	AMORT OF INVEST TAX CREDIT	-	-	-
414	7691	NET BOOK VALUE-DISPOSAL	-	(168)	-
414	7693	DISPOSAL-PROCEEDS	-	45,382	-
604/704	5820	TRAINING EXPENSE	-	655	1,160
610/710	5455	PURCHASED SEWER TREATMENT	-	-	-
618/718	5480	CHLORINE	-	25	-
618/718	5490	OTHER TREATMENT CHEMICALS	-	-	-
620/720	5540	BILLING POSTAGE	-	-	-
620/720	5740	COMPUTER SUPPLIES	-	-	-
620/720	5860	CLEANING SUPPLIES	-	-	-
620/720	5880	OFFICE SUPPLY STORES	-	2,814	-
620/720	6285	WATER-MAINT SUPPLIES	-	416	100
620/720	6290	WATER-MAINT REPAIRS	-	-	-
620/720	6300	WATER-ELEC EQUIPT REPAIR	-	-	-
620/720	6310	WATER-OTHER MAINT EXP	-	-	-

-	-	-	-	-	-	-
-	-	-	-	-	-	-
-	-	-	-	-	-	27,060
-	5	-	-	-	-	-
-	-	-	-	-	-	-
-	-	-	-	-	-	(589)
-	-	-	-	-	-	1,318
-	-	-	-	-	-	-
-	-	-	-	-	-	-
-	-	-	-	-	-	-
-	-	-	-	(25)	-	-
-	-	-	-	-	-	-
-	-	-	-	-	-	-
-	-	-	-	-	-	-
-	-	-	-	-	-	-
40	-	-	-	-	-	-
-	-	-	-	-	-	-
93	-	-	-	-	-	-
147	-	-	-	-	-	-

		<u>216</u>
-	FL	-
		<u>-</u>
6,984	UIF	221
		<u>221</u>
27,060	FL/South	88
5	FL/South	0
		<u>88</u>
-	UIF	-
		<u>-</u>
(589)	UIF	(19)
		<u>(19)</u>
1,149	UIF	36
45,382	UIF	1,437
		<u>1,474</u>
1,815	FL	8
		<u>8</u>
-	UIF Wastewater	-
		<u>-</u>
-	UIF	-
-	UIF	-
		<u>-</u>
-	FL/South	-
-	FL/South	-
-	FL/South	-
2,814	FL/South	9
556	UIF Water	24
-	UIF Water	-
93	UIF Water	4
147	UIF Water	6

620/720	6320	SEWER-MAINT SUPPLIES	-	-	-
620/720	6325	SEWER-MAINT REPAIRS	-	-	-
620/720	6335	SEWER-ELEC EQUIPT REPAIR	-	-	1,836
620/720	6345	SEWER-OTHER MAINT EXP	-	-	-
620/720	6355	DEFERRED MAINT EXPENSE	-	-	-
620/720	6380	REPAIRS & MAINT-MAINT,LAND	-	-	-
633/733	6025	LEGAL FEES	-	-	-
636/736	5495	METER READING	-	-	-
636/736	5745	COMPUTER AMORT & PROG COST	-	62	-
636/736	5750	INTERNET SUPPLIER	-	390	-
636/736	6045	TEMP EMPLOY - CLERICAL	-	(26,619)	-
642/742	6365	EQUIPMENT RENTALS	-	-	-
666/766	6065	RATE CASE AMORT EXPENSE	-	-	-
659/759	5715	INSURANCE-OTHER	-	-	-
667/767	6070	MISC REG MATTERS COMM EXP	-	-	-
670/770	5510	UNCOLLECTIBLE ACCOUNTS	-	-	-
675/775	5760	WEBSITE DEVELOPMENT	-	-	-
675/775	5790	BANK SERVICE CHARGE	-	-	349
675/775	5800	LETTER OF CREDIT FEE	-	-	60
675/775	5805	LICENSE FEES	-	-	-
675/775	5810	MEMBERSHIPS	-	146	-
675/775	5815	PENALTIES/FINES	-	-	-
675/775	5825	OTHER MISC EXPENSE	-	-	31
675/775	5855	ANSWERING SERVICE	-	5,400	-

-	-	-	-	-	-	-
-	-	-	-	-	-	-
-	-	-	-	-	-	-
-	-	-	-	-	-	-
-	-	-	-	-	-	9,468
-	-	-	-	-	-	-
-	-	-	-	-	-	-
(210)	-	-	-	-	-	-
-	-	-	-	-	-	-
-	-	-	-	-	-	-
-	-	-	-	-	-	-
-	-	-	-	-	-	-
-	-	-	-	-	-	155,679
-	-	-	-	-	-	-
-	-	-	-	-	-	-
-	-	-	-	-	-	-
-	-	-	-	-	-	-
-	-	-	-	-	-	-
-	-	-	-	-	-	-
-	-	-	-	-	-	-
-	-	-	-	-	-	538
-	-	-	-	-	-	-
-	-	-	-	-	-	-

-	UIF Wastewater	-
-	UIF Wastewater	-
1,836	UIF Wastewater	-
-	UIF Wastewater	-
9,468	UIF	300
-	UIF	-
		<u>344</u>
		<u>344</u>
-	UIF	-
		<u>-</u>
		<u>-</u>
(210)	FL	(1)
62	FL/South	0
390	FL/South	1
(26,619)	FL/South	(86)
		<u>(86)</u>
		<u>(86)</u>
-	FL	-
		<u>-</u>
		<u>-</u>
155,679	UIF	4,931
		<u>4,931</u>
		<u>4,931</u>
-	FL	-
		<u>-</u>
		<u>-</u>
-	UIF	-
		<u>-</u>
		<u>-</u>
-	UIF	-
		<u>-</u>
		<u>-</u>
-	FL	-
349	FL	1
60	FL	0
-	FL	-
684	FL	3
-	FL	-
31	FL/South	0
5,400	FL/South	17



675/775	5865	COPY MACHINE	-	72	-
675/775	5885	PRINTING/BLEUPRINTS	-	1,481	-
675/775	5890	PUBL SUBSCRIPTIONS/TAPES	-	472	-
675/775	5895	SHIPPING CHARGES	-	3,377	-
675/775	5900	OTHER OFFICE EXPENSES	-	6,796	61
675/775	5930	OFFICE ELECTRIC	-	35	-
675/775	5945	OFFICE TELECOM	174	56,911	-
675/775	5950	OFFICE GARBAGE REMOVAL	-	1,048	-
675/775	5955	OFFICE LANDSCAPE / MOW / PLOW	-	970	-
675/775	5960	OFFICE ALARM SYS PHONE EXP	-	1,380	-
675/775	5965	OFFICE MAINTENANCE	-	7,531	-
675/775	5970	OFFICE CLEANING SERVICE	-	4,125	-
675/775	5975	OFFICE MACHINE/HEAT&COOL	-	-	-
675/775	5980	OTHER OFFICE UTILITIES	-	-	-
675/775	6185	TRAVEL LODGING	-	6,067	-
675/775	6190	TRAVEL AIRFARE	-	788	-
675/775	6195	TRAVEL TRANSPORTATION	-	611	-
675/775	6200	TRAVEL MEALS	-	1,470	-
675/775	6205	TRAVEL ENTERTAINMENT	-	-	-
675/775	6260	TEST-EQUIP/CHEMICAL	-	-	-
675/775	6360	COMMUNICATION EXPENSE	-	29,814	-
675/775	6385	UNIFORMS	-	587	-

**UIF - Pasco**

<u>NARUC Number</u>	<u>Account Number</u>	<u>Account Description</u>	<u>FL Region (802100)</u> <u>General Ledger Balance</u>	<u>State of FL (855100)</u> <u>General Ledger Balance</u>	<u>Regional CC (252100)</u> <u>General Ledger Balance</u>
403	6445	DEPREC-ORGANIZATION (1)	-	-	-
403	6450	DEPREC-FRANCHISES (1)	-	-	-
403	6470	DEPREC-STRUCT & IMPRV GEN (1)	-	-	-
403	6485	DEPREC-WELLS & SPRINGS (1)	-	-	-
403	6510	DEPREC-ELEC PUMP EQP WTP (1)	-	-	41
403	6520	DEPREC-WATER TREATMENT EQP (1)	-	-	-
403	6530	DEPREC-TRANS & DISTR MAINS (1)	-	-	-
403	6535	DEPREC-SERVICE LINES (1)	-	-	3
403	6540	DEPREC-METERS (1)	-	-	-
403	6580	DEPREC-OFFICE STRUCTURE (1)	-	5,662	-
403	6585	DEPREC-OFFICE FURN/EQPT (1)	-	3,190	-

-	-	-	-	-	-	-
-	-	-	-	-	-	-
-	-	-	-	-	-	-
771	771	-	-	-	-	-
289	-	-	-	-	-	-
-	-	-	-	-	-	-
-	-	-	-	-	-	-
-	-	-	-	-	-	-
-	-	-	-	-	-	-
-	54	-	-	-	-	-
-	-	-	-	-	-	-
-	-	-	-	-	-	-
-	-	-	-	-	-	-
-	-	-	-	-	-	-
-	-	-	-	-	-	-
-	-	-	-	-	-	-
-	-	-	-	-	-	-
-	-	-	-	-	-	-
-	-	-	-	-	-	-
501	-	-	-	-	-	(144)
-	-	-	-	-	-	-
-	601	-	-	-	-	-

<u>Regional CC (252101)</u> <u>General Ledger Balance</u>	<u>Regional CC (252102)</u> <u>General Ledger Balance</u>	<u>Regional CC (252103)</u> <u>General Ledger Balance</u>	<u>Regional CC (252104)</u> <u>General Ledger Balance</u>	<u>Regional CC (252105)</u> <u>General Ledger Balance</u>	<u>Regional CC (252109)</u> <u>General Ledger Balance</u>
-	-	-	-	-	23
-	-	-	-	-	55
-	-	-	-	-	1
-	-	-	-	-	2
-	-	-	-	-	1,348
-	-	-	-	-	2
-	-	-	-	-	70
-	-	-	-	34	-
-	301	-	-	320	-
-	-	-	-	-	-
-	-	-	-	-	-

72	FL/South	0
1,481	FL/South	5
472	FL/South	2
4,919	FL/South	16
7,146	FL/South	23
35	FL/South	0
57,085	FL/South	185
1,048	FL/South	3
970	FL/South	3
1,434	FL/South	5
7,531	FL/South	24
4,125	FL/South	13
-	FL/South	-
-	FL/South	-
6,067	FL	25
788	FL	3
611	FL	3
1,470	FL	6
-	FL	-
356	FL	1
29,814	FL	124
1,188	FL	5
		<hr/>
		469
		<hr/>
		7,646

<u>Total Regional</u>		
<u>General Ledger Balance</u>	<u>Allocation Method</u>	<u>UIF - Pasco Allocation</u>
23	UIF	10
55	UIF	24
1	UIF	0
2	UIF	1
1,388	UIF	608
2	UIF	1
70	UIF	31
37	UIF	16
621	UIF	272
5,662	FL/South	253
3,190	FL/South	143

403	6595	DEPREC-TOOL SHOP & MISC EQPT (1)	-	3,411	-
403	6600	DEPREC-LABORATORY EQUIPMEN (1)	-	48	-
403	6610	DEPREC-COMMUNICATION EQPT (1)	-	-	-
403	6660	DEPREC-STRUCT/IMPRV PUMP (1)	-	-	19
403	6765	DEPREC-TREAT/DISP EQ TRT P (1)	-	-	5
403	6835	DEPREC-TOOL SHOP & MISC EQPT (1)	-	-	-
403	6920	DEPREC - MAINFRAME (1)	-	125	-
403	6921	DEPREC - MINI COMPUTER (1)	-	29,798	-
403	6922	COMP SYSTEM AMORTIZATION (1)	-	-	-
403	6923	MICRO SYSTEM AMORTIZATION (1)	-	720	-
408	7535	FRANCHISE TAX	-	-	-
408.10	7540	GROSS RECEIPTS TAX	-	-	6,984
408.11	7550	PROPERTY/OTHER GENERAL TAX	-	-	-
408.11	7555	REAL ESTATE TAX	-	-	-
408.13	7560	SALES/USE TAX EXPENSE	-	-	-
412.20	7585	AMORT OF INVEST TAX CREDIT	-	-	-
414	7691	NET BOOK VALUE-DISPOSAL	-	(168)	-
414	7693	DISPOSAL-PROCEEDS	-	45,382	-
604/704	5820	TRAINING EXPENSE	-	655	1,160
610/710	5455	PURCHASED SEWER TREATMENT	-	-	-
618/718	5480	CHLORINE	-	25	-
618/718	5490	OTHER TREATMENT CHEMICALS	-	-	-



3,411	FL	196
1,150	FL	66
-	FL	-
19	UIF Wastewater	9
5	UIF Wastewater	2
-	FL	-
125	FL/South	6
29,798	FL/South	1,333
-	FL/South	-
720	FL/South	32
		<u>3,003</u>
		<u>3,003</u>
-	FL	-
		<u>-</u>
		<u>-</u>
6,984	UIF	3,060
		<u>3,060</u>
		<u>3,060</u>
27,060	FL/South	1,211
5	FL/South	0
		<u>1,211</u>
		<u>1,211</u>
-	UIF	-
		<u>-</u>
		<u>-</u>
(589)	UIF	(258)
		<u>(258)</u>
		<u>(258)</u>
1,149	UIF	504
45,382	UIF	19,884
		<u>20,388</u>
		<u>20,388</u>
1,815	FL	104
		<u>104</u>
		<u>104</u>
-	UIF Wastewater	-
		<u>-</u>
		<u>-</u>
-	UIF	-
-	UIF	-

620/720	5540	BILLING POSTAGE	-	-	-
620/720	5740	COMPUTER SUPPLIES	-	-	-
620/720	5860	CLEANING SUPPLIES	-	-	-
620/720	5880	OFFICE SUPPLY STORES	-	2,814	-
620/720	6285	WATER-MAINT SUPPLIES	-	416	100
620/720	6290	WATER-MAINT REPAIRS	-	-	-
620/720	6300	WATER-ELEC EQUIPT REPAIR	-	-	-
620/720	6310	WATER-OTHER MAINT EXP	-	-	-
620/720	6320	SEWER-MAINT SUPPLIES	-	-	-
620/720	6325	SEWER-MAINT REPAIRS	-	-	-
620/720	6335	SEWER-ELEC EQUIPT REPAIR	-	-	1,836
620/720	6345	SEWER-OTHER MAINT EXP	-	-	-
620/720	6355	DEFERRED MAINT EXPENSE	-	-	-
620/720	6380	REPAIRS & MAINT-MAINT,LAND	-	-	-
633/733	6025	LEGAL FEES	-	-	-
636/736	5495	METER READING	-	-	-
636/736	5745	COMPUTER AMORT & PROG COST	-	62	-
636/736	5750	INTERNET SUPPLIER	-	390	-
636/736	6045	TEMP EMPLOY - CLERICAL	-	(26,619)	-
642/742	6365	EQUIPMENT RENTALS	-	-	-
666/766	6065	RATE CASE AMORT EXPENSE	-	-	-
659/759	5715	INSURANCE-OTHER	-	-	-
667/767	6070	MISC REG MATTERS COMM EXP	-	-	-
670/770	5510	UNCOLLECTIBLE ACCOUNTS	-	-	-

-	-	-	-	-	-	-	-
-	-	-	-	-	-	-	-
-	-	-	-	-	-	-	-
-	-	-	-	-	-	-	-
40	-	-	-	-	-	-	-
-	-	-	-	-	-	-	-
93	-	-	-	-	-	-	-
147	-	-	-	-	-	-	-
-	-	-	-	-	-	-	-
-	-	-	-	-	-	-	-
-	-	-	-	-	-	-	-
-	-	-	-	-	-	-	9,468
-	-	-	-	-	-	-	-
-	-	-	-	-	-	-	-
(210)	-	-	-	-	-	-	-
-	-	-	-	-	-	-	-
-	-	-	-	-	-	-	-
-	-	-	-	-	-	-	-
-	-	-	-	-	-	-	-
-	-	-	-	-	-	-	-
-	-	-	-	-	-	-	-
-	-	-	-	-	-	-	155,679
-	-	-	-	-	-	-	-
-	-	-	-	-	-	-	-
-	-	-	-	-	-	-	-



		-
-	FL/South	-
-	FL/South	-
-	FL/South	-
2,814	FL/South	126
556	UIF Water	242
-	UIF Water	-
93	UIF Water	41
147	UIF Water	64
-	UIF Wastewater	-
-	UIF Wastewater	-
1,836	UIF Wastewater	815
-	UIF Wastewater	-
9,468	UIF	4,148
-	UIF	-
		<u>5,436</u>
-	UIF	-
		<u>-</u>
(210)	FL	(12)
62	FL/South	3
390	FL/South	17
(26,619)	FL/South	(1,191)
		<u>(1,183)</u>
-	FL	-
		<u>-</u>
155,679	UIF	68,210
		<u>68,210</u>
-	FL	-
		<u>-</u>
-	UIF	-
		<u>-</u>
-	UIF	-

675/775	5760	WEBSITE DEVELOPMENT	-	-	-
675/775	5790	BANK SERVICE CHARGE	-	-	349
675/775	5800	LETTER OF CREDIT FEE	-	-	60
675/775	5805	LICENSE FEES	-	-	-
675/775	5810	MEMBERSHIPS	-	146	-
675/775	5815	PENALTIES/FINES	-	-	-
675/775	5825	OTHER MISC EXPENSE	-	-	31
675/775	5855	ANSWERING SERVICE	-	5,400	-
675/775	5865	COPY MACHINE	-	72	-
675/775	5885	PRINTING/BLEUPRINTS	-	1,481	-
675/775	5890	PUBL SUBSCRIPTIONS/TAPES	-	472	-
675/775	5895	SHIPPING CHARGES	-	3,377	-
675/775	5900	OTHER OFFICE EXPENSES	-	6,796	61
675/775	5930	OFFICE ELECTRIC	-	35	-
675/775	5945	OFFICE TELECOM	174	56,911	-
675/775	5950	OFFICE GARBAGE REMOVAL	-	1,048	-
675/775	5955	OFFICE LANDSCAPE / MOW / PLOW	-	970	-
675/775	5960	OFFICE ALARM SYS PHONE EXP	-	1,380	-
675/775	5965	OFFICE MAINTENANCE	-	7,531	-
675/775	5970	OFFICE CLEANING SERVICE	-	4,125	-
675/775	5975	OFFICE MACHINE/HEAT&COOL	-	-	-
675/775	5980	OTHER OFFICE UTILITIES	-	-	-
675/775	6185	TRAVEL LODGING	-	6,067	-
675/775	6190	TRAVEL AIRFARE	-	788	-
675/775	6195	TRAVEL TRANSPORTATION	-	611	-
675/775	6200	TRAVEL MEALS	-	1,470	-
675/775	6205	TRAVEL ENTERTAINMENT	-	-	-
675/775	6260	TEST-EQUIP/CHEMICAL	-	-	-
675/775	6360	COMMUNICATION EXPENSE	-	29,814	-
675/775	6385	UNIFORMS	-	587	-

**UIF - Pinellas**

<u>NARUC Number</u>	<u>Account Number</u>	<u>Account Description</u>	<u>FL Region (802100)</u> <u>General Ledger Balance</u>	<u>State of FL (855100)</u> <u>General Ledger Balance</u>	<u>Regional CC (252100)</u> <u>General Ledger Balance</u>
403	6445	DEPREC-ORGANIZATION (1)	-	-	-

-	-	-	-	-	-	-
-	-	-	-	-	-	-
-	-	-	-	-	-	-
-	-	-	-	-	-	-
-	-	-	-	-	-	538
-	-	-	-	-	-	-
-	-	-	-	-	-	-
-	-	-	-	-	-	-
-	-	-	-	-	-	-
-	-	-	-	-	-	-
771	771	-	-	-	-	-
289	-	-	-	-	-	-
-	-	-	-	-	-	-
-	-	-	-	-	-	-
-	-	-	-	-	-	-
-	-	-	-	-	-	-
-	54	-	-	-	-	-
-	-	-	-	-	-	-
-	-	-	-	-	-	-
-	-	-	-	-	-	-
-	-	-	-	-	-	-
-	-	-	-	-	-	-
-	-	-	-	-	-	-
-	-	-	-	-	-	-
-	-	-	-	-	-	-
-	-	-	-	-	-	-
-	-	-	-	-	-	-
-	-	-	-	-	-	-
501	-	-	-	-	-	(144)
-	-	-	-	-	-	-
-	601	-	-	-	-	-

Regional CC (252101)  
General Ledger Balance

Regional CC (252102)  
General Ledger Balance

Regional CC (252103)  
General Ledger Balance

Regional CC (252104)  
General Ledger Balance

Regional CC (252105)  
General Ledger Balance

Regional CC (252109)  
General Ledger Balance

-

-

-

-

-

		-
-	FL	-
349	FL	20
60	FL	3
-	FL	-
684	FL	39
-	FL	-
31	FL/South	1
5,400	FL/South	242
72	FL/South	3
1,481	FL/South	66
472	FL/South	21
4,919	FL/South	220
7,146	FL/South	320
35	FL/South	2
57,085	FL/South	2,555
1,048	FL/South	47
970	FL/South	43
1,434	FL/South	64
7,531	FL/South	337
4,125	FL/South	185
-	FL/South	-
-	FL/South	-
6,067	FL	349
788	FL	45
611	FL	35
1,470	FL	85
-	FL	-
356	FL	21
29,814	FL	1,715
1,188	FL	68
		6,487
		106,459

Total Regional

General Ledger Balance    Allocation Method    UIF - Pinellas Allocation

403	6450	DEPREC-FRANCHISES (1)	-	-	-
403	6470	DEPREC-STRUCT & IMPRV GEN (1)	-	-	-
403	6485	DEPREC-WELLS & SPRINGS (1)	-	-	-
403	6510	DEPREC-ELEC PUMP EQP WTP (1)	-	-	41
403	6520	DEPREC-WATER TREATMENT EQP (1)	-	-	-
403	6530	DEPREC-TRANS & DISTR MAINS (1)	-	-	-
403	6535	DEPREC-SERVICE LINES (1)	-	-	3
403	6540	DEPREC-METERS (1)	-	-	-
403	6580	DEPREC-OFFICE STRUCTURE (1)	-	5,662	-
403	6585	DEPREC-OFFICE FURN/EQPT (1)	-	3,190	-
403	6595	DEPREC-TOOL SHOP & MISC EQPT (1)	-	3,411	-
403	6600	DEPREC-LABORATORY EQUIPMEN (1)	-	48	-
403	6610	DEPREC-COMMUNICATION EQPT (1)	-	-	-
403	6660	DEPREC-STRUCT/IMPRV PUMP (1)	-	-	19
403	6765	DEPREC-TREAT/DISP EQ TRT P (1)	-	-	5
403	6835	DEPREC-TOOL SHOP & MISC EQPT (1)	-	-	-
403	6920	DEPREC - MAINFRAME (1)	-	125	-
403	6921	DEPREC - MINI COMPUTER (1)	-	29,798	-
403	6922	COMP SYSTEM AMORTIZATION (1)	-	-	-
403	6923	MICRO SYSTEM AMORTIZATION (1)	-	720	-
408	7535	FRANCHISE TAX	-	-	-
408.10	7540	GROSS RECEIPTS TAX	-	-	6,984
408.11	7550	PROPERTY/OTHER GENERAL TAX	-	-	-
408.11	7555	REAL ESTATE TAX	-	-	-
408.13	7560	SALES/USE TAX EXPENSE	-	-	-
412.20	7585	AMORT OF INVEST TAX CREDIT	-	-	-
414	7691	NET BOOK VALUE-DISPOSAL	-	(168)	-
414	7693	DISPOSAL-PROCEEDS	-	45,382	-



55	UIF	2
1	UIF	0
2	UIF	0
1,388	UIF	63
2	UIF	0
70	UIF	3
37	UIF	2
621	UIF	28
5,662	FL/South	26
3,190	FL/South	15
3,411	FL	20
1,150	FL	7
-	FL	-
19	UIF Wastewater	-
5	UIF Wastewater	-
-	FL	-
125	FL/South	1
29,798	FL/South	138
-	FL/South	-
720	FL/South	3
		<u>309</u>
		<u>-</u>
		<u>-</u>
6,984	UIF	316
		<u>316</u>
27,060	FL/South	125
5	FL/South	0
		<u>125</u>
		<u>-</u>
		<u>-</u>
(589)	UIF	(27)
		<u>(27)</u>
1,149	UIF	52
45,382	UIF	2,052

604/704	5820	TRAINING EXPENSE	-	655	1,160
610/710	5455	PURCHASED SEWER TREATMENT	-	-	-
618/718	5480	CHLORINE	-	25	-
618/718	5490	OTHER TREATMENT CHEMICALS	-	-	-
620/720	5540	BILLING POSTAGE	-	-	-
620/720	5740	COMPUTER SUPPLIES	-	-	-
620/720	5860	CLEANING SUPPLIES	-	-	-
620/720	5880	OFFICE SUPPLY STORES	-	2,814	-
620/720	6285	WATER-MAINT SUPPLIES	-	416	100
620/720	6290	WATER-MAINT REPAIRS	-	-	-
620/720	6300	WATER-ELEC EQUIPT REPAIR	-	-	-
620/720	6310	WATER-OTHER MAINT EXP	-	-	-
620/720	6320	SEWER-MAINT SUPPLIES	-	-	-
620/720	6325	SEWER-MAINT REPAIRS	-	-	-
620/720	6335	SEWER-ELEC EQUIPT REPAIR	-	-	1,836
620/720	6345	SEWER-OTHER MAINT EXP	-	-	-
620/720	6355	DEFERRED MAINT EXPENSE	-	-	-
620/720	6380	REPAIRS & MAINT-MAINT,LAND	-	-	-
633/733	6025	LEGAL FEES	-	-	-
636/736	5495	METER READING	-	-	-
636/736	5745	COMPUTER AMORT & PROG COST	-	62	-
636/736	5750	INTERNET SUPPLIER	-	390	-
636/736	6045	TEMP EMPLOY - CLERICAL	-	(26,619)	-
642/742	6365	EQUIPMENT RENTALS	-	-	-



-	-	-	-	-	-	-
-	-	-	-	-	-	-
-	-	-	-	(25)	-	-
-	-	-	-	-	-	-
-	-	-	-	-	-	-
-	-	-	-	-	-	-
40	-	-	-	-	-	-
-	-	-	-	-	-	-
93	-	-	-	-	-	-
147	-	-	-	-	-	-
-	-	-	-	-	-	-
-	-	-	-	-	-	-
-	-	-	-	-	-	-
-	-	-	-	-	-	9,468
-	-	-	-	-	-	-
-	-	-	-	-	-	-
(210)	-	-	-	-	-	-
-	-	-	-	-	-	-
-	-	-	-	-	-	-
-	-	-	-	-	-	-
-	-	-	-	-	-	-

		2,104
1,815	FL	11
		11
-	UIF Wastewater	-
		-
-	UIF	-
-	UIF	-
		-
-	FL/South	-
-	FL/South	-
-	FL/South	-
2,814	FL/South	13
556	UIF Water	35
-	UIF Water	-
93	UIF Water	6
147	UIF Water	9
-	UIF Wastewater	-
-	UIF Wastewater	-
1,836	UIF Wastewater	-
-	UIF Wastewater	-
9,468	UIF	428
-	UIF	-
		491
		-
-	UIF	-
		-
(210)	FL	(1)
62	FL/South	0
390	FL/South	2
(26,619)	FL/South	(123)
		(122)
		-
-	FL	-
		-

666/766	6065	RATE CASE AMORT EXPENSE	-	-	-
659/759	5715	INSURANCE-OTHER	-	-	-
667/767	6070	MISC REG MATTERS COMM EXP	-	-	-
670/770	5510	UNCOLLECTIBLE ACCOUNTS	-	-	-
675/775	5760	WEBSITE DEVELOPMENT	-	-	-
675/775	5790	BANK SERVICE CHARGE	-	-	349
675/775	5800	LETTER OF CREDIT FEE	-	-	60
675/775	5805	LICENSE FEES	-	-	-
675/775	5810	MEMBERSHIPS	-	146	-
675/775	5815	PENALTIES/FINES	-	-	-
675/775	5825	OTHER MISC EXPENSE	-	-	31
675/775	5855	ANSWERING SERVICE	-	5,400	-
675/775	5865	COPY MACHINE	-	72	-
675/775	5885	PRINTING/BLEUPRINTS	-	1,481	-
675/775	5890	PUBL SUBSCRIPTIONS/TAPES	-	472	-
675/775	5895	SHIPPING CHARGES	-	3,377	-
675/775	5900	OTHER OFFICE EXPENSES	-	6,796	61
675/775	5930	OFFICE ELECTRIC	-	35	-
675/775	5945	OFFICE TELECOM	174	56,911	-
675/775	5950	OFFICE GARBAGE REMOVAL	-	1,048	-
675/775	5955	OFFICE LANDSCAPE / MOW / PLOW	-	970	-
675/775	5960	OFFICE ALARM SYS PHONE EXP	-	1,380	-
675/775	5965	OFFICE MAINTENANCE	-	7,531	-
675/775	5970	OFFICE CLEANING SERVICE	-	4,125	-
675/775	5975	OFFICE MACHINE/HEAT&COOL	-	-	-
675/775	5980	OTHER OFFICE UTILITIES	-	-	-
675/775	6185	TRAVEL LODGING	-	6,067	-
675/775	6190	TRAVEL AIRFARE	-	788	-
675/775	6195	TRAVEL TRANSPORTATION	-	611	-
675/775	6200	TRAVEL MEALS	-	1,470	-
675/775	6205	TRAVEL ENTERTAINMENT	-	-	-
675/775	6260	TEST-EQUIP/CHEMICAL	-	-	-



155,679	UIF	<u>7,040</u>
		<u>7,040</u>
-	FL	-
		-
-	UIF	-
		-
-	UIF	-
		-
-	FL	-
349	FL	2
60	FL	0
-	FL	-
684	FL	4
-	FL	-
31	FL/South	0
5,400	FL/South	25
72	FL/South	0
1,481	FL/South	7
472	FL/South	2
4,919	FL/South	23
7,146	FL/South	33
35	FL/South	0
57,085	FL/South	264
1,048	FL/South	5
970	FL/South	4
1,434	FL/South	7
7,531	FL/South	35
4,125	FL/South	19
-	FL/South	-
-	FL/South	-
6,067	FL	36
788	FL	5
611	FL	4
1,470	FL	9
-	FL	-
356	FL	2

675/775	6360	COMMUNICATION EXPENSE	-	29,814	-
675/775	6385	UNIFORMS	-	587	-

**UIF - Seminole**

<u>NARUC Number</u>	<u>Account Number</u>	<u>Account Description</u>	<u>FL Region (802100) General Ledger Balance</u>	<u>State of FL (855100) General Ledger Balance</u>	<u>Regional CC (252100) General Ledger Balance</u>
403	6445	DEPREC-ORGANIZATION (1)	-	-	-
403	6450	DEPREC-FRANCHISES (1)	-	-	-
403	6470	DEPREC-STRUCT & IMPRV GEN (1)	-	-	-
403	6485	DEPREC-WELLS & SPRINGS (1)	-	-	-
403	6510	DEPREC-ELEC PUMP EQP WTP (1)	-	-	41
403	6520	DEPREC-WATER TREATMENT EQP (1)	-	-	-
403	6530	DEPREC-TRANS & DISTR MAINS (1)	-	-	-
403	6535	DEPREC-SERVICE LINES (1)	-	-	3
403	6540	DEPREC-METERS (1)	-	-	-
403	6580	DEPREC-OFFICE STRUCTURE (1)	-	5,662	-
403	6585	DEPREC-OFFICE FURN/EQPT (1)	-	3,190	-
403	6595	DEPREC-TOOL SHOP & MISC EQPT (1)	-	3,411	-
403	6600	DEPREC-LABORATORY EQUIPMEN (1)	-	48	-
403	6610	DEPREC-COMMUNICATION EQPT (1)	-	-	-
403	6660	DEPREC-STRUCT/IMPRV PUMP (1)	-	-	19
403	6765	DEPREC-TREAT/DISP EQ TRT P (1)	-	-	5
403	6835	DEPREC-TOOL SHOP & MISC EQPT (1)	-	-	-
403	6920	DEPREC - MAINFRAME (1)	-	125	-
403	6921	DEPREC - MINI COMPUTER (1)	-	29,798	-
403	6922	COMP SYSTEM AMORTIZATION (1)	-	-	-
403	6923	MICRO SYSTEM AMORTIZATION (1)	-	720	-
408	7535	FRANCHISE TAX	-	-	-
408.10	7540	GROSS RECEIPTS TAX	-	-	6,984
408.11	7550	PROPERTY/OTHER GENERAL TAX	-	-	-
408.11	7555	REAL ESTATE TAX	-	-	-

-	-	-	-	-	-
-	601	-	-	-	-

<u>Regional CC (252101)</u>	<u>Regional CC (252102)</u>	<u>Regional CC (252103)</u>	<u>Regional CC (252104)</u>	<u>Regional CC (252105)</u>	<u>Regional CC (252109)</u>
<u>General Ledger Balance</u>	<u>General Ledger Balance</u>	<u>General Ledger Balance</u>	<u>General Ledger Balance</u>	<u>General Ledger Balance</u>	<u>General Ledger Balance</u>

-	-	-	-	-	23
-	-	-	-	-	55
-	-	-	-	-	1
-	-	-	-	-	2
-	-	-	-	-	1,348
-	-	-	-	-	2
-	-	-	-	-	70
-	-	-	-	34	-
-	301	-	-	320	-
-	-	-	-	-	-
-	-	-	-	-	-
-	-	-	-	-	1,102
-	-	-	-	-	-
-	-	-	-	-	-
-	-	-	-	-	-
-	-	-	-	-	-
-	-	-	-	-	-
-	-	-	-	-	-
-	-	-	-	-	-
-	-	-	-	-	-
-	-	-	-	-	-
-	-	-	-	-	27,060
-	5	-	-	-	-

29,814	FL	177	
1,188	FL	7	
		670	10,916

<u>Total Regional</u>			
<u>General Ledger Balance</u>	<u>Allocation Method</u>	<u>UIF - Seminole Allocation</u>	
23	UIF	10	
55	UIF	23	
1	UIF	0	
2	UIF	1	
1,388	UIF	585	
2	UIF	1	
70	UIF	30	
37	UIF	16	
621	UIF	261	
5,662	FL/South	244	
3,190	FL/South	137	
3,411	FL	189	
1,150	FL	64	
-	FL	-	
19	UIF Wastewater	10	
5	UIF Wastewater	2	
-	FL	-	
125	FL/South	5	
29,798	FL/South	1,282	
-	FL/South	-	
720	FL/South	31	
		<u>2,890</u>	
-	FL	-	
		<u>-</u>	
6,984	UIF	2,942	
		<u>2,942</u>	
27,060	FL/South	1,164	
5	FL/South	0	



408.13	7560	SALES/USE TAX EXPENSE	-	-	-
412.20	7585	AMORT OF INVEST TAX CREDIT	-	-	-
414	7691	NET BOOK VALUE-DISPOSAL	-	(168)	-
414	7693	DISPOSAL-PROCEEDS	-	45,382	-
604/704	5820	TRAINING EXPENSE	-	655	1,160
610/710	5455	PURCHASED SEWER TREATMENT	-	-	-
618/718	5480	CHLORINE	-	25	-
618/718	5490	OTHER TREATMENT CHEMICALS	-	-	-
620/720	5540	BILLING POSTAGE	-	-	-
620/720	5740	COMPUTER SUPPLIES	-	-	-
620/720	5860	CLEANING SUPPLIES	-	-	-
620/720	5880	OFFICE SUPPLY STORES	-	2,814	-
620/720	6285	WATER-MAINT SUPPLIES	-	416	100
620/720	6290	WATER-MAINT REPAIRS	-	-	-
620/720	6300	WATER-ELEC EQUIPT REPAIR	-	-	-
620/720	6310	WATER-OTHER MAINT EXP	-	-	-
620/720	6320	SEWER-MAINT SUPPLIES	-	-	-
620/720	6325	SEWER-MAINT REPAIRS	-	-	-
620/720	6335	SEWER-ELEC EQUIPT REPAIR	-	-	1,836
620/720	6345	SEWER-OTHER MAINT EXP	-	-	-
620/720	6355	DEFERRED MAINT EXPENSE	-	-	-
620/720	6380	REPAIRS & MAINT-MAINT,LAND	-	-	-
633/733	6025	LEGAL FEES	-	-	-

-	-	-	-	-	-	-
-	-	-	-	-	-	(589)
-	-	-	-	-	-	1,318
-	-	-	-	-	-	-
-	-	-	-	-	-	-
-	-	-	-	-	-	-
-	-	-	-	(25)	-	-
-	-	-	-	-	-	-
-	-	-	-	-	-	-
-	-	-	-	-	-	-
40	-	-	-	-	-	-
-	-	-	-	-	-	-
93	-	-	-	-	-	-
147	-	-	-	-	-	-
-	-	-	-	-	-	-
-	-	-	-	-	-	-
-	-	-	-	-	-	-
-	-	-	-	-	-	9,468
-	-	-	-	-	-	-
-	-	-	-	-	-	-

		<u>1,164</u>
-	UIF	-
		<u>-</u>
(589)	UIF	(248)
		<u>(248)</u>
1,149	UIF	484
45,382	UIF	19,115
		<u>19,599</u>
1,815	FL	100
		<u>100</u>
-	UIF Wastewater	-
		<u>-</u>
-	UIF	-
-	UIF	-
		<u>-</u>
-	FL/South	-
-	FL/South	-
-	FL/South	-
2,814	FL/South	121
556	UIF Water	212
-	UIF Water	-
93	UIF Water	35
147	UIF Water	56
-	UIF Wastewater	-
-	UIF Wastewater	-
1,836	UIF Wastewater	967
-	UIF Wastewater	-
9,468	UIF	3,988
-	UIF	-
		<u>5,378</u>
-	UIF	-
		<u>-</u>

636/736	5495	METER READING	-	-	-
636/736	5745	COMPUTER AMORT & PROG COST	-	62	-
636/736	5750	INTERNET SUPPLIER	-	390	-
636/736	6045	TEMP EMPLOY - CLERICAL	-	(26,619)	-
642/742	6365	EQUIPMENT RENTALS	-	-	-
666/766	6065	RATE CASE AMORT EXPENSE	-	-	-
659/759	5715	INSURANCE-OTHER	-	-	-
667/767	6070	MISC REG MATTERS COMM EXP	-	-	-
670/770	5510	UNCOLLECTIBLE ACCOUNTS	-	-	-
675/775	5760	WEBSITE DEVELOPMENT	-	-	-
675/775	5790	BANK SERVICE CHARGE	-	-	349
675/775	5800	LETTER OF CREDIT FEE	-	-	60
675/775	5805	LICENSE FEES	-	-	-
675/775	5810	MEMBERSHIPS	-	146	-
675/775	5815	PENALTIES/FINES	-	-	-
675/775	5825	OTHER MISC EXPENSE	-	-	31
675/775	5855	ANSWERING SERVICE	-	5,400	-
675/775	5865	COPY MACHINE	-	72	-
675/775	5885	PRINTING/BLEUPRINTS	-	1,481	-
675/775	5890	PUBL SUBSCRIPTIONS/TAPES	-	472	-
675/775	5895	SHIPPING CHARGES	-	3,377	-
675/775	5900	OTHER OFFICE EXPENSES	-	6,796	61
675/775	5930	OFFICE ELECTRIC	-	35	-
675/775	5945	OFFICE TELECOM	174	56,911	-
675/775	5950	OFFICE GARBAGE REMOVAL	-	1,048	-
675/775	5955	OFFICE LANDSCAPE / MOW / PLOW	-	970	-
675/775	5960	OFFICE ALARM SYS PHONE EXP	-	1,380	-



(210) FL	(12)
62 FL/South	3
390 FL/South	17
(26,619) FL/South	<u>(1,145)</u>
	<u>(1,137)</u>
- FL	-
	-
155,679 UIF	<u>65,573</u>
	<u>65,573</u>
- FL	-
	-
- UIF	-
	-
- UIF	-
	-
- FL	-
349 FL	19
60 FL	3
- FL	-
684 FL	38
- FL	-
31 FL/South	1
5,400 FL/South	232
72 FL/South	3
1,481 FL/South	64
472 FL/South	20
4,919 FL/South	212
7,146 FL/South	307
35 FL/South	2
57,085 FL/South	2,456
1,048 FL/South	45
970 FL/South	42
1,434 FL/South	62

675/775	5965	OFFICE MAINTENANCE	-	7,531	-
675/775	5970	OFFICE CLEANING SERVICE	-	4,125	-
675/775	5975	OFFICE MACHINE/HEAT&COOL	-	-	-
675/775	5980	OTHER OFFICE UTILITIES	-	-	-
675/775	6185	TRAVEL LODGING	-	6,067	-
675/775	6190	TRAVEL AIRFARE	-	788	-
675/775	6195	TRAVEL TRANSPORTATION	-	611	-
675/775	6200	TRAVEL MEALS	-	1,470	-
675/775	6205	TRAVEL ENTERTAINMENT	-	-	-
675/775	6260	TEST-EQUIP/CHEMICAL	-	-	-
675/775	6360	COMMUNICATION EXPENSE	-	29,814	-
675/775	6385	UNIFORMS	-	587	-

-	-	-	-	-	-
-	-	-	-	-	-
-	-	-	-	-	-
-	-	-	-	-	-
-	-	-	-	-	-
-	-	-	-	-	-
-	-	-	-	-	-
-	-	-	-	-	-
-	-	-	-	-	-
-	-	-	-	-	-
501	-	-	-	-	(144)
-	-	-	-	-	-
-	601	-	-	-	-



7,531	FL/South	324	
4,125	FL/South	177	
-	FL/South	-	
-	FL/South	-	
6,067	FL	336	
788	FL	44	
611	FL	34	
1,470	FL	81	
-	FL	-	
356	FL	20	
29,814	FL	1,649	
1,188	FL	66	
		6,236	102,498

**WSC ALLOCATION REVISIONS  
2008 ERC**

<u>State</u>	<u>Company</u>	<u>Business Unit</u>	<u>ERC</u>	<u>% to Total UI</u>	
Illinois	00110	110100	2,677.0	0.94%	0.94%
	00111	111100	216.0	0.08%	
	00111	111101	216.0	0.08%	0.15%
	00112	112100	53.0	0.02%	0.02%
	00113	113100	256.6	0.09%	0.09%
	00114	114100	360.5	0.13%	0.13%
	00116	116100	115.4	0.04%	0.04%
	00117	117100	76.5	0.03%	0.03%
	00118	118100	382.0	0.13%	
	00118	118101	374.0	0.13%	0.27%
	00119	119100	2,227.4	0.79%	
	00119	119101	807.7	0.28%	1.07%
	00120	120100	348.0	0.12%	0.12%
	00121	121100	2,076.0	0.73%	0.73%
	00122	122100	1,420.5	0.50%	0.50%
	00123	123100	171.0	0.06%	
	00123	123101	184.0	0.06%	0.13%
	00124	124100	290.0	0.10%	0.10%
	00125	125100	194.0	0.07%	0.07%
	00126	126100	70.0	0.02%	0.02%
	00127	127100	219.0	0.08%	0.08%
	00128	128100	2,333.5	0.82%	0.82%
	00129	129100	246.0	0.09%	0.09%
	00130	130100	464.2	0.16%	0.16%

	00131	131100	475.4	0.17%	
	00131	131101	465.4	0.16%	0.33%
	00132	132100	124.0	0.04%	0.04%
	00133	133100	319.0	0.11%	
	00133	133101	316.0	0.11%	0.22%
	00134	134100	361.0	0.13%	0.13%
Indiana	00150	150100	3,110.0	1.10%	
	00150	150101	3,078.0	1.09%	2.18%
	00151	151100	190.3	0.07%	
	00151	151101	196.1	0.07%	0.14%
	00152	152100	1,819.5	0.64%	0.64%
North Carolina	00181	181100	267.2	0.09%	
	00181	181101	108.2	0.04%	0.13%
	00182	182101	663.0	0.23%	
	00182	182102	778.2	0.27%	
	00182	182103	2,653.5	0.94%	
	00182	182104	2,128.0	0.75%	
	00182	182105	1,092.1	0.39%	
	00182	182106	2,441.5	0.86%	
	00182	182107	2,214.0	0.78%	
	00182	182109	123.0	0.04%	
	00182	182110	17.0	0.01%	
	00182	182112	249.2	0.09%	
	00182	182113	78.0	0.03%	
	00182	182114	242.3	0.09%	
	00182	182115	1,132.0	0.40%	
	00182	182116	510.8	0.18%	
	00182	182117	492.3	0.17%	
	00182	182119	67.0	0.02%	
	00182	182120	66.0	0.02%	
	00182	182122	448.0	0.16%	
	00182	182123	203.5	0.07%	
	00182	182125	161.9	0.06%	
	00182	182126	159.4	0.06%	
	00182	182128	75.0	0.03%	
	00182	182129	686.0	0.24%	
	00182	182130	67.0	0.02%	
	00182	182132	222.0	0.08%	
	00182	182133	368.0	0.13%	
	00182	182134	275.0	0.10%	
	00182	182136	115.0	0.04%	
	00182	182137	301.0	0.11%	
	00182	182138	300.0	0.11%	

00182	182140	374.0	0.13%
00182	182141	1,454.8	0.51%
00182	182142	36.0	0.01%
00182	182143	101.0	0.04%
00182	182144	137.0	0.05%
00182	182145	46.0	0.02%
00182	182146	239.0	0.08%
00182	182147	258.0	0.09%
00182	182148	326.5	0.12%
00182	182149	69.0	0.02%
00182	182151	130.5	0.05%
00182	182152	974.1	0.34%
00182	182153	1,220.5	0.43%
00182	182154	177.0	0.06%
00182	182155	176.0	0.06%
00182	182157	163.0	0.06%
00182	182158	34.0	0.01%
00182	182159	78.0	0.03%
00182	182160	51.8	0.02%
00182	182162	28.0	0.01%
00182	182163	67.0	0.02%
00182	182164	59.0	0.02%
00182	182165	59.4	0.02%
00182	182166	46.0	0.02%
00182	182167	26.0	0.01%
00182	182168	138.0	0.05%
00182	182169	531.0	0.19%
00182	182170	106.0	0.04%
00182	182171	224.5	0.08%
00182	182172	452.0	0.16%
00182	182173	439.5	0.16%
00182	182175	197.0	0.07%
00182	182176	124.0	0.04%
00182	182178	696.0	0.25%
00182	182179	269.5	0.10%
00182	182180	93.0	0.03%
00182	182181	60.0	0.02%
00182	182182	131.8	0.05%
00182	182183	118.0	0.04%
00182	182184	223.0	0.08%
00182	182185	117.0	0.04%
00182	182186	181.0	0.06%
00182	182187	181.0	0.06%
00182	182189	1,265.0	0.45%
00182	182190	1,298.0	0.46%
00182	182192	165.4	0.06%
00182	182193	162.4	0.06%
00182	182195	111.0	0.04%
00182	182196	135.6	0.05%
00182	182197	134.6	0.05%
00182	182199	155.0	0.05%

00182	182200	61.0	0.02%	
00182	182201	62.0	0.02%	
00182	182203	37.0	0.01%	
00182	182204	228.0	0.08%	
00182	182205	222.0	0.08%	
00182	182206	44.0	0.02%	
00182	182207	34.0	0.01%	
00182	182208	78.0	0.03%	
00182	182209	733.0	0.26%	
00182	182210	449.5	0.16%	
00182	182211	31.0	0.01%	
00182	182212	65.5	0.02%	
00182	182213	27.0	0.01%	
00182	182214	242.0	0.09%	
00182	182215	76.0	0.03%	
00182	182216	153.0	0.05%	
00182	182217	372.0	0.13%	
00182	182218	564.0	0.20%	
00182	182219	179.0	0.06%	
00182	182227	591.0	0.21%	
00182	182229	1,833.0	0.65%	
00182	182231	838.7	0.30%	
00182	182233	652.6	0.23%	
00182	182235	193.0	0.07%	
00182	182236	189.0	0.07%	
00182	182238	140.0	0.05%	14.27%
00183	183101	2,472.6	0.87%	
00183	183102	922.6	0.33%	
00183	183104	1,275.0	0.45%	
00183	183105	2,738.0	0.97%	
00183	183106	2,669.0	0.94%	
00183	183108	1,146.0	0.40%	
00183	183109	511.0	0.18%	
00183	183112	138.5	0.05%	
00183	183113	102.0	0.04%	
00183	183114	53.0	0.02%	
00183	183115	24.0	0.01%	
00183	183116	43.8	0.02%	
00183	183117	114.0	0.04%	
00183	183118	44.0	0.02%	
00183	183119	87.0	0.03%	
00183	183120	37.6	0.01%	
00183	183121	101.8	0.04%	
00183	183122	34.0	0.01%	
00183	183124	287.5	0.10%	
00183	183125	46.0	0.02%	
00183	183126	30.0	0.01%	4.54%
00187	187100	1,487.5	0.52%	
00187	187101	1,434.5	0.51%	1.03%

	00188	188100	2,115.6	0.75%	
	00188	188101	1,348.6	0.48%	1.22%
	00189	189100	2,959.0	1.04%	1.04%
	00190	190100	337.0	0.12%	0.12%
	00191	191100	961.5	0.34%	
	00191	191101	1,357.5	0.48%	0.82%
	00192	192100	127.0	0.04%	
	00192	192101	127.0	0.04%	0.09%
Tennessee	00220	220100	557.0	0.20%	0.20%
Florida	00241	241100	2,093.2	0.74%	0.74% Tierra Verde
	00242	242100	130.7	0.05%	
	00242	242101	130.7	0.05%	0.09% Lake Placid
	00245	245100	7,545.9	2.66%	
	00245	245101	1,065.0	0.38%	3.04% Alafaya
	00246	246100	1,745.0	0.62%	0.62% Longwood
	00248	248100	1,247.0	0.44%	
	00248	248101	1,145.5	0.40%	0.84% Cypress Lakes
	00249	249100	1,602.6	0.57%	
	00249	249101	908.0	0.32%	0.89% Eagle Ridge
	00250	250100	3,355.0	1.18%	1.18% Mid-County
	00251	251100	66.0	0.02%	
	00251	251101	43.0	0.02%	
	00251	251102	3,065.1	1.08%	
	00251	251103	2,966.8	1.05%	
	00251	251106	5,684.5	2.01%	4.17% LUSI
	00252	252106	1,788.3	0.63%	
	00252	252107	162.0	0.06%	
	00252	252125	1,225.0	0.43%	
	00252	252126	1,023.0	0.36%	1.48% UIF - Pasco
	00252	252110	1,174.0	0.41%	
	00252	252111	1,160.5	0.41%	
	00252	252113	225.5	0.08%	
	00252	252114	61.0	0.02%	
	00252	252115	102.0	0.04%	
	00252	252116	77.0	0.03%	

	00252	252117	171.0	0.06%	
	00252	252118	345.0	0.12%	
	00252	252119	245.0	0.09%	
	00252	252121	224.5	0.08%	
	00252	252122	250.5	0.09%	1.42% UIF - Seminole
	00252	252123	260.5	0.09%	
	00252	252124	43.0	0.02%	0.11% UIF - Orange
	00252	252128	433.3	0.15%	0.15% UIF - Pinellas
	00252	252129	532.1	0.19%	
	00252	252130	78.8	0.03%	0.22% UIF - Marion
	00253	253101	1,104.7	0.39%	
	00253	253102	1,030.2	0.36%	0.75% Miles Grant
	00254	254100	197.0	0.07%	
	00254	254101	742.5	0.26%	0.33% ACME
	00255	255100	11,797.7	4.16%	
	00255	255101	9,158.0	3.23%	
	00255	255102	4.0	0.00%	7.39% Sanlando
	00256	256100	1,083.9	0.38%	0.38% Sandalhaven
	00257	257100	242.0	0.09%	
	00257	257101	241.0	0.09%	0.17% Bayside
	00259	259100	781.1	0.28%	
	00259	259101	760.7	0.27%	0.54% Labrador
	00260	260100	1,465.0	0.52%	
	00260	260101	1,247.0	0.44%	0.96% Pennbrooke
	00261	261100	195.2	0.07%	
	00261	261101	167.2	0.06%	0.13% Hutchinson Island
	00262	262100	203.8	0.07%	
	00262	262101	171.0	0.06%	0.13% Sandy Creek
Maryland	00286	286100	842.0	0.30%	
	00286	286101	81.0	0.03%	0.33%
	00287	287100	1,480.0	0.52%	0.52%
	00288	288100	1,114.1	0.39%	
	00288	288101	1,075.4	0.38%	0.77%
New Jersey	00300	300100	794.0	0.28%	
	00300	300101	276.0	0.10%	0.38%

Pennsylvania	00315	315100	768.5	0.27%	0.27%	
	00316	316100	2,173.0	0.77%	0.77%	
	00317	317100	1,724.0	0.61%		
	00317	317101	1,720.0	0.61%	1.21%	
Virginia	00332	332100	169.0	0.06%	0.06%	
	00333	333100	2,666.7	0.94%		
	00333	333101	2,679.7	0.95%	#N/A	
Kentucky	00345	345101	761.8	0.27%		
	00345	345102	6,573.0	2.32%	2.59%	
Louisiana	00356	356102	511.0	0.18%		
	00356	356103	493.0	0.17%		
	00356	356105	2,101.7	0.74%		
	00356	356106	2,069.9	0.73%		
	00356	356108	672.7	0.24%		
	00356	356109	661.8	0.23%		
	00356	356111	672.5	0.24%		
	00356	356112	668.5	0.24%		
	00356	356114	386.5	0.14%		
	00356	356115	363.0	0.13%		
	00356	356117	556.4	0.20%		
	00356	356118	534.6	0.19%		
	00356	356120	49.5	0.02%		
	00356	356121	47.8	0.02%		
	00356	356122	41.8	0.01%		
	00356	356124	161.0	0.06%		
	00356	356125	158.0	0.06%		
	00356	356127	105.0	0.04%	3.62% LWS	
		00357	357101	4,575.8	1.61%	
		00357	357102	4,265.4	1.50%	
	00357	357104	940.8	0.33%		
	00357	357105	811.8	0.29%	3.74% UIL	
Georgia	00385	385100	4,860.7	1.71%		
	00385	385101	4,726.2	1.67%		
	00385	385103	652.0	0.23%	3.61%	
	00386	386101	52.0	0.02%		
	00386	386102	24.0	0.01%		
	00386	386103	109.0	0.04%		
	00386	386105	191.0	0.07%		
	00386	386106	20.0	0.01%		
	00386	386107	107.0	0.04%		
	00386	386108	14.0	0.00%		



00386	386109	140.0	0.05%	
00386	386110	47.0	0.02%	
00386	386111	153.0	0.05%	
00386	386112	61.0	0.02%	
00386	386113	164.0	0.06%	
00386	386114	21.0	0.01%	
00386	386115	57.0	0.02%	
00386	386116	254.0	0.09%	
00386	386117	31.0	0.01%	
00386	386118	164.0	0.06%	
00386	386119	165.0	0.06%	
00386	386121	40.0	0.01%	
00386	386122	37.0	0.01%	
00386	386123	128.0	0.05%	
00386	386124	18.0	0.01%	
00386	386125	36.0	0.01%	
00386	386126	6.0	0.00%	
00386	386127	11.0	0.00%	
00386	386128	29.0	0.01%	
00386	386129	16.0	0.01%	0.74%

South Carolina	00400	400103	100.8	0.04%
	00400	400104	64.0	0.02%
	00400	400105	97.0	0.03%
	00400	400106	154.0	0.05%
	00400	400108	21.0	0.01%
	00400	400109	298.6	0.11%
	00400	400110	205.0	0.07%
	00400	400111	86.0	0.03%
	00400	400113	127.0	0.04%
	00400	400114	17.0	0.01%
	00400	400115	116.0	0.04%
	00400	400116	114.0	0.04%
	00400	400118	42.4	0.01%
	00400	400119	164.0	0.06%
	00400	400120	190.8	0.07%
	00400	400121	47.0	0.02%
	00400	400122	95.5	0.03%
	00400	400123	253.0	0.09%
	00400	400124	67.0	0.02%
	00400	400125	22.0	0.01%
	00400	400126	115.0	0.04%
	00400	400127	3,474.1	1.23%
	00400	400128	3,129.1	1.10%
	00400	400130	2,234.8	0.79%
	00400	400131	2,215.2	0.78%
	00400	400133	141.0	0.05%
	00400	400134	140.0	0.05%
	00400	400136	198.0	0.07%
	00400	400137	187.0	0.07%
	00400	400138	163.0	0.06%

00400	400139	78.8	0.03%	
00400	400140	328.5	0.12%	
00400	400141	1,080.8	0.38%	
00400	400143	3,172.6	1.12%	
00400	400144	219.0	0.08%	
00400	400145	230.0	0.08%	
00400	400147	114.0	0.04%	6.88%
00401	401104	200.5	0.07%	
00401	401105	322.0	0.11%	
00401	401106	1.0	0.00%	
00401	401107	191.6	0.07%	
00401	401108	351.0	0.12%	
00401	401109	192.0	0.07%	
00401	401110	67.0	0.02%	
00401	401111	72.0	0.03%	
00401	401112	116.5	0.04%	
00401	401113	22.0	0.01%	
00401	401114	23.0	0.01%	
00401	401115	138.0	0.05%	
00401	401116	195.6	0.07%	
00401	401117	46.0	0.02%	
00401	401118	80.0	0.03%	
00401	401119	9.0	0.00%	
00401	401120	37.0	0.01%	
00401	401121	57.0	0.02%	
00401	401122	149.0	0.05%	
00401	401123	31.0	0.01%	
00401	401124	21.0	0.01%	
00401	401125	34.0	0.01%	
00401	401126	24.0	0.01%	
00401	401127	387.0	0.14%	
00401	401128	48.0	0.02%	
00401	401129	147.0	0.05%	
00401	401130	43.0	0.02%	
00401	401131	71.0	0.03%	
00401	401132	79.0	0.03%	
00401	401133	151.0	0.05%	
00401	401134	57.0	0.02%	
00401	401135	21.0	0.01%	
00401	401136	117.6	0.04%	
00401	401137	274.0	0.10%	
00401	401138	187.0	0.07%	
00401	401139	71.0	0.03%	
00401	401140	38.0	0.01%	
00401	401142	218.0	0.08%	
00401	401143	218.0	0.08%	
00401	401145	16.0	0.01%	
00401	401146	27.0	0.01%	
00401	401147	30.2	0.01%	
00401	401148	32.2	0.01%	

00401	401149	40.0	0.01%	
00401	401150	81.0	0.03%	
00401	401151	55.0	0.02%	
00401	401153	136.0	0.05%	
00401	401154	46.0	0.02%	
00401	401156	43.0	0.02%	
00401	401157	26.5	0.01%	
00401	401158	20.2	0.01%	
00401	401159	35.0	0.01%	
00401	401160	67.0	0.02%	
00401	401161	70.6	0.02%	
00401	401162	51.8	0.02%	
00401	401163	35.6	0.01%	
00401	401164	28.8	0.01%	
00401	401165	75.6	0.03%	
00401	401166	28.0	0.01%	
00401	401167	20.0	0.01%	
00401	401168	27.0	0.01%	
00401	401169	50.0	0.02%	
00401	401170	16.8	0.01%	
00401	401171	40.6	0.01%	
00401	401172	36.2	0.01%	
00401	401173	44.8	0.02%	
00401	401174	47.0	0.02%	
00401	401175	14.0	0.00%	
00401	401176	77.0	0.03%	
00401	401177	94.0	0.03%	
00401	401178	71.0	0.03%	
00401	401179	64.0	0.02%	
00401	401180	73.0	0.03%	
00401	401181	19.0	0.01%	
00401	401182	52.0	0.02%	
00401	401183	33.0	0.01%	
00401	401184	106.0	0.04%	
00401	401185	68.0	0.02%	
00401	401186	98.0	0.03%	
00401	401187	60.0	0.02%	
00401	401188	28.0	0.01%	
00401	401189	68.0	0.02%	
00401	401190	70.0	0.02%	
00401	401191	22.0	0.01%	
00401	401192	94.0	0.03%	2.41%
00402	402100	55.0	0.02%	
00402	402101	120.0	0.04%	0.06%
00403	403101	24.0	0.01%	
00403	403102	20.0	0.01%	
00403	403103	51.0	0.02%	
00403	403104	54.0	0.02%	
00403	403107	137.0	0.05%	

	00403	403108	92.0	0.03%	
	00403	403109	86.0	0.03%	
	00403	403110	73.0	0.03%	
	00403	403111	174.2	0.06%	
	00403	403112	149.8	0.05%	
	00403	403113	204.2	0.07%	
	00403	403114	54.0	0.02%	
	00403	403115	84.6	0.03%	
	00403	403116	80.8	0.03%	
	00403	403118	1.0	0.00%	0.45%
	00406	406100	1,719.0	0.61%	
	00406	406101	1,696.0	0.60%	1.20%
Arizona	00425	425100	8,690.1	3.07%	3.07%
Nevada	00450	450100	3,326.5	1.17%	1.17%
	00451	451100	4,291.2	1.51%	
	00451	451101	146.7	0.05%	1.57%
	00452	452100	580.5	0.20%	0.20%
	00453	453100	6,245.2	2.20%	
	00453	453101	3,557.9	1.25%	
	00453	453103	755.5	0.27%	
	00453	453104	585.0	0.21%	3.93%
Bio-Tech	00900	900100	296.8	0.10%	0.10%
			<u>283,513.2</u>	<u>100.00%</u>	<u>#N/A</u>

**FLORIDA ALLOCATION REVISIONS  
2008 ERC**

<u>State</u>	<u>Company</u>	<u>Business Unit</u>	<u>ERC</u>	<u>% to Total Florida</u>	
Florida	00241	241100	2,093.2	2.87%	2.87% Tierra Verde
	00242	242100	130.7	0.18%	
	00242	242101	130.7	0.18%	0.36% Lake Placid
	00245	245100	7,545.9	10.34%	
	00245	245101	1,065.0	1.46%	11.80% Alafaya
	00246	246100	1,745.0	2.39%	2.39% Longwood
	00248	248100	1,247.0	1.71%	
	00248	248101	1,145.5	1.57%	3.28% Cypress Lakes
	00249	249100	1,602.6	2.20%	
	00249	249101	908.0	1.24%	3.44% Eagle Ridge
	00250	250100	3,355.0	4.60%	4.60% Mid-County
	00251	251100	66.0	0.09%	
	00251	251101	43.0	0.06%	
	00251	251102	3,065.1	4.20%	
	00251	251103	2,966.8	4.07%	
	00251	251106	5,684.5	7.79%	16.21% LUSI
	00252	252106	1,788.3	2.45%	
	00252	252107	162.0	0.22%	
	00252	252125	1,225.0	1.68%	
	00252	252126	1,023.0	1.40%	5.75% UIF - Pasco
	00252	252110	1,174.0	1.61%	
	00252	252111	1,160.5	1.59%	
	00252	252113	225.5	0.31%	
	00252	252114	61.0	0.08%	
	00252	252115	102.0	0.14%	
	00252	252116	77.0	0.11%	
	00252	252117	171.0	0.23%	
	00252	252118	345.0	0.47%	
	00252	252119	245.0	0.34%	
	00252	252121	224.5	0.31%	
	00252	252122	250.5	0.34%	5.53% UIF - Seminole
	00252	252123	260.5	0.36%	
	00252	252124	43.0	0.06%	0.42% UIF - Orange

00252	252128	433.3	0.59%	0.59% UIF - Pinellas
00252	252129	532.1	0.73%	
00252	252130	78.8	0.11%	0.84% UIF - Marion
00253	253101	1,104.7	1.51%	
00253	253102	1,030.2	1.41%	2.93% Miles Grant
00254	254100	197.0	0.27%	
00254	254101	742.5	1.02%	1.29% ACME
00255	255100	11,797.7	16.17%	
00255	255101	9,158.0	12.55%	
00255	255102	4.0	0.01%	28.72% Sanlando
00256	256100	1,083.9	1.49%	1.49% Sandalhaven
00257	257100	242.0	0.33%	
00257	257101	241.0	0.33%	0.66% Bayside
00259	259100	781.1	1.07%	
00259	259101	760.7	1.04%	2.11% Labrador
00260	260100	1,465.0	2.01%	
00260	260101	1,247.0	1.71%	3.72% Pennbrooke
00261	261100	195.2	0.27%	
00261	261101	167.2	0.23%	0.50% Hutchinson Island
00262	262100	203.8	0.28%	
00262	262101	171.0	0.23%	0.51% Sandy Creek

<u>72,968.0</u>	<u>100.00%</u>	<u>100.00%</u>
-----------------	----------------	----------------











#N/A

Windows Explorer window showing the contents of a DVD RW Drive (D:) folder named "Supporting Docs - Response to Staff's First Data Request". The address bar shows the path: "DVD RW Drive (D:) 100727\_1554 > Supporting Docs - Response to Staff's First Data Request". The left sidebar shows "Burn to disc" and "Organize" options. The main pane displays a list of folders under "Files Currently on the Disc (12)".

Name	Date modified	Type	Size
Item 01	7/27/2010 3:28 PM	File folder	
Item 02	7/27/2010 3:28 PM	File folder	
Item 03	7/27/2010 3:28 PM	File folder	
Item 04	7/27/2010 3:29 PM	File folder	
Item 05	7/27/2010 3:30 PM	File folder	
Item 06	7/27/2010 3:34 PM	File folder	
Item 07	7/27/2010 3:35 PM	File folder	
Item 08	7/27/2010 3:41 PM	File folder	
Item 09	7/27/2010 3:42 PM	File folder	
Item 10	7/27/2010 3:42 PM	File folder	
Item 11	7/27/2010 3:43 PM	File folder	
Item 16	7/27/2010 3:43 PM	File folder	

Windows Explorer window showing the contents of a folder named "Item 07" within the "Supporting Docs - Response to Staff's First Data Request" folder. The address bar shows the path: "Supporting Docs - Response to Staff's First Data Request > Item 07". The left sidebar shows "Burn to disc" and "Organize" options. The main pane displays a list of files under "Files Currently on the Disc (3)".

Name	Date modified	Type	Size
Invoices.pdf	6/11/2010 4:17 PM	PDF File	4,017 KB
UIF - Rate Case Expense.pdf	7/27/2010 3:35 PM	PDF File	290 KB
UIF - Rate Case Expense.xlsx	7/27/2010 3:35 PM	Microsoft Excel W...	421 KB

Item 07 Date modified: 7/27/2010 3:35 PM  
File folder

3 items



Specialized Administrative Staffing

Page: 1  
Invoice Date: 03/19/2009  
Invoice No: 23446957  
Customer Number: 01300-000961-000  
Fed Tax ID: 94-1648752

3001756

Labor Invoice - ~~DUPLICATE~~ RECEIPT

50362

**PERSONAL & CONFIDENTIAL**

Laura Blomquist  
UTILITIES INCORPORATED  
2335 SANDERS RD  
NORTHBROOK IL 60062-6108

Please Remit To: Doc 149136  
OfficeTeam  
12400 COLLECTIONS CENTER DRIVE  
CHICAGO IL 60693

Line	Employee Name	Wk-Ended	"Report-To" Supervisor	Qty	UOM	Bill Rate	Amount
1	Kirkland, Janet	03/13/2009	Casados, Jim	40.00	HRS REG	\$ 22.36	\$ 894.40
2	Feathergill, Adam	03/13/2009	Lingman, Sam Erin	37.50	HRS REG	\$ 17.73	\$ 664.88
3	Gomez, Maria R	03/13/2009	Casados, Jim	40.00	HRS REG	\$ 22.36	\$ 894.40
Subtotal for Week-Ended:		03/13/2009		117.50	HRS		\$ 2,453.68

*Gary Clark*  
2003520

*Please see  
break out on  
attached page.*

**ENTERED**  
MAR 24 2009

Invoice Subtotal:

RECEIVED

MAR 23 2009

\$ 2,453.68

**TOTAL AMOUNT DUE :**

\$ 2,453.68

We provide more timely and accurate information to the business community by sharing our accounts receivable information with National Credit Reporting Agencies.

Any questions regarding this invoice please call:  
(800) 776-3770

For qualified administrative professionals please call:  
(847) 480-2073

Vendor Name: Office Team  
 Name: Feathergill, Adam

Vendor Invoice: 23446957 Invoice Date: 3/19/2009

Date	Hours	Rate	Amount	Book to:	Manager	Date Approved	Signature	
3/9/2009		3.75	17.73	66.49	2010132.2908.00901	Georgiev, Lena	3/23/2009	<i>[Signature]</i>
3/9/2009		3.75	17.73	66.49	2010133.2908.00901	Georgiev, Lena	3/23/2009	<i>[Signature]</i>
3/10/2009		7.5	17.73	132.98	2009531.2908.00901	Dryjanski, Michael	3/23/2009	<i>[Signature]</i>
3/11/2009		7.5	17.73	132.98	2010156.2908.00901	Weeks, Kirsten	3/23/2009	<i>[Signature]</i>
3/12/2009		7.5	17.73	132.98	2010158.2908.00901	Weeks, Kirsten	3/23/2009	<i>[Signature]</i>
3/13/2009		3.75	17.73	66.49	2010159.2908.00901	Weeks, Kirsten	3/23/2009	<i>[Signature]</i>
3/13/2009		3.75	17.73	66.49	2010161.2908.00901	Weeks, Kirsten	3/23/2009	<i>[Signature]</i>
				664.88				

3010094

**EXPENSE REPORT FORM**

- 1) Complete all sections where applicable
- 2) Attach receipts onto separate page, attach to form
- 3) Explain ALL entertainment expenses on the back of form
- 4) Keep photocopies of all forms for your protection
- 5) Submit completed form to supervisor for approval

Batch 50804

Name Kirsten Weeks

Doc 150888

Company See below

Business Unit See below

Date Co / Sub			3/11/09	3/12/09	3/13/09			Total	Account Codes
Meals			4.56		46.07			\$50.63	7758370 6200
Hotel ( room, tax, phone calls)					435.48			\$435.48	7758365 6185
Mileage Driven			20		20				
Mileage Value @ 0.55	0.00		11.00	0.00	11.00	0.00	0.00	\$22.00	6759010 6960
Airfare (including penalties)			15.00		15.00			\$30.00	7758365 6190
Car Rental (inculding fuel)								\$0.00	7758365
Parking								\$0.00	7758365
Tolls								\$0.00	7758365
Taxi - Limousine								\$0.00	7758365
Entertainment								\$0.00	7738390
Education								\$0.00	7048055
Other: NARUC Conference								\$0.00	7048050
Other: Wellness Benefit								\$0.00	6195
Other: Internet/Misc					17.95			\$17.95	
Other:								\$0.00	

Purpose of the Expense: Various Rate Cases

Business Benefit: See support sheet

# Days on Business: \_\_\_\_\_

Explanation: \_\_\_\_\_

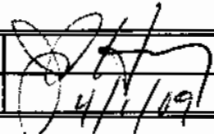
**Payment Recap**

Total of the Front of the Expense Form: \$556.06

Subtract Any Advance: less

Net Amount Due to the Employee: \$556.06

*I hereby certify that the above expenditures represent cash spent for legitimate company business only and include no items of a personal nature.*

Authorized Signature: 

Date Authorized: 4/1/09

Employee Signature: KIRSTEN W. WEEKS

Date Signed: 4/1/09

Date	Amount	Name of Establishment Location	Customer/Company Name Individual Name	Description of Expenses (Purpose, City, Place)
03/13/2009	\$26.75	Pizza Hut	Kirsten Weeks	Dinner at Miami Airport for Kirsten Weeks and Erin Povich
03/11/2009	\$4.56	Burrito Beach	Kirsten Weeks	Breakfast at O'Hare
03/11/2009	\$15.00	American Airlines	Kirsten Weeks	Checked luggage for Kirsten Weeks and Erin Povich - outbound trip
03/13/2009	\$19.32	Sam Adams	Kirsten Weeks	Lunch at Miami Airport for Kirsten Weeks and Erin Povich
03/13/2009	\$435.48	Courtyard by Marriott	Kirsten Weeks	Hotel stay in Tallahassee for Kirsten Weeks
03/13/2009	\$7.95	EMS	Kirsten Weeks	Internet access in Miami Airport for Kirsten Weeks and Erin Povich
03/13/2009	\$10.00	Miscellaneous	Kirsten Weeks	Incidentals/snacks
03/13/2009	\$15.00	American Airlines	Kirsten Weeks	Checked luggage for Kirsten Weeks and Erin Povich - inbound trip
<b>FOR BOOKING: PLEASE BOOK IN THE FOLLOWING MANNER</b>				
		278.03	2010156	
		69.51	2010157	
		69.51	2009543	
		69.51	2009544	
		69.51	2009546	



## View a Report

Select Download to send this report in Excel™ format to your computer. Select Print This Page to create a hard copy. To discard this report and create another one, select Account Activity.

**KIRSTEN E WEEKS**

Print

2E

IL

**Report Name:** 4/1/09 Expense Report

Transaction Date	Description	Amount	Comments
03/11/2009	BURRITO BEACH #7 CHICAGO IL	\$4.56	
03/11/2009	AMERICAN00126047726891 CHICAGO IL	\$15.00	
03/13/2009	AMERICAN00126049054791 TALLAHASSEE FL	\$15.00	
03/13/2009	SAM ADAMS - E MIAMI FL	\$19.32	
03/13/2009	COURTYARD BY MARRIOTT- TALLAHASSEE FL	\$435.48	
03/14/2009	ELECTRONIC MEDIA SYSTE 8772949434 FL	\$7.95	
<b>Total Activity</b>		<b>\$497.31</b>	

Select a format to download your report

Spreadsheet

CSV File

Tab Delimited

Custom Delimited

**Download**

Account Activity



Wednesday

[My Accounts](#) > [Account Activity](#) > [Search Account Activity](#)

## Search Results

[Print](#) [Help with this page](#)

**I'd like to...**

- [▶ See account](#)
- [▶ Activate Acc](#)
- [▶ Pay bills with card](#)
- [▶ See more ch](#)

**Using this page** — Specify the account, transaction type, date, amount or check number you would like to search for below.\*

Search Results for VALUE CHECKING (...5279)

[Print results](#)

[Download search](#)

Date	Type	Description	Debit
03/16/2009	Debit Card Transaction	PIZZA HUT - E MIAMI FL 03/13PIZZA HUT	\$26.75

\*Required field

Search for

Select account\* VALUE CHECKING (...5279)

Select transaction type\* Debit Card Transaction

Date range  Select a date range

- OR -

03/16/2009 to 03/16/2009  
(mm/dd/yyyy) (mm/dd/yyyy)

Amount range \$ 26.75 to 26.75 (123.45)

Check number range \_\_\_\_\_ to \_\_\_\_\_

\*Required field

300 1118

JH       
DS   ✓  

LAW OFFICES  
**ROSE, SUNDBROM & BENTLEY, LLP**

P.O. BOX 1567  
TALLAHASSEE, FLORIDA 32302-1567

F.E.I.# 59-2783536

(850) 877-6555

PLEASE REFER TO INVOICE NUMBER  
WHEN REMITTING

Batch 53595

UTILITIES, INC  
ATTN: JOHN STOVER  
2335 SANDERS RD  
NORTHBROOK, IL 60062

APRIL 9, 2009  
INVOICE # 39690 Doc 159853  
FILE # 30057-00003  
PAGE 1

MATTER: MISCELLANEOUS MATTERS

3/02/09 JRJ	MULTIPLE EMAILS WITH CLIENT AND COUNTY RE: SITE VISIT AND NEGOTIATIONS VISIT; FOLLOW UP RE: SAME.	.70	224.00
3/02/09 CWM	REVIEW AND REVISE STATUS REPORT TO INCORPORATE TRANSFER OF OWNERSHIP PROCEEDINGS AND LIMITED PROCEEDINGS FOR ALAFAYA AND SANLANDO; DRAFT CORRESPONDENCE TO AND REVIEW CORRESPONDENCE FROM CLIENT REGARDING UPDATES.	.30	87.00
3/11/09 MSF	TRAVEL TO TALLAHASSEE FOR MEETINGS WITH PSC STAFF AND UI STAFF CONFERENCES IN PREPARATION FOR MEETING	5.00	1,600.00
3/12/09 MSF	CONFERENCE WITH UI STAFF IN PREPARATION FOR MEETING WITH PSC STAFF; MEETING WITH PSC STAFF AND RETURN TO CENTRAL FLORIDA OFFICE	8.00	2,560.00
3/19/09 WES	RECEIPT OF REQUEST FOR UPDATE OF OPINION RELATIVE TO DEPRECIATION AND WRITE OFF OF ASSETS IN REGARD TO FINANCIAL ACCOUNTING STANDARDS BOARD, MODIFY SAME AND FORWARD NEW OPINION	.50	162.50
3/27/09 JRJ	MULTIPLE TELEPHONE CONFERENCES WITH MR. LAWSON, MR. WILLIAMS, ETC. RE: BASIS FOR VALUE OF BAY COUNTY SYSTEMS, RATE BASE VS. INVESTMENT, MR. REILLY'S PARTICIPATION; FOLLOW UP RE: SAME.	1.50	480.00
3/27/09 JRJ	TELEPHONE CONFERENCE WITH CLIENT RE: WEDGEFIELD TRANSACTION; DRAFT MEMO OUTLINING DEAL POINTS.	.70	224.00
3/27/09 KLK	WEDGEFIELD SALE: DRAFT PURCHASE AND SALE AGREEMENT.	1.00	290.00
3/29/09 KLK	WEDGEFIELD SALE: DRAFT PURCHASE AND SALE AGREEMENT.	2.00	580.00
3/30/09 JRJ	BEGIN REVIEW OF AND WORK ON DRAFTING FOR WEDGEFIELD PURCHASE ACQUISITION AGREEMENT.	.70	224.00
3/30/09 KLK	WEDGEFIELD SALE: DRAFT PURCHASE AND SALE AGREEMENT.	.70	203.00
3/31/09 JRJ	COMPLETE REVIEW OF WEDGEFIELD PURCHASE AGREEMENT AND FOLLOW UP.	.50	160.00

*OK/DS Expense*

*OK/DS CP - Wedgefield Sale*

RECEIVED

APR 12 2009

Approved by Legal

MAY 05 2009

LAW OFFICES  
**ROSE, SUNDBSTROM & BENTLEY, LLP**

P.O. BOX 1567  
 TALLAHASSEE, FLORIDA 32302-1567

JH ✓ KW ✓  
 DS —

F.E.I.# 59-2783536

(850) 877-6555

PLEASE REFER TO INVOICE NUMBER  
 WHEN REMITTING

UTILITIES, INC  
 ATTN: JOHN STOVER  
 2335 SANDERS RD  
 NORTHBROOK, IL 60062

APRIL 9, 2009  
 INVOICE # 39690  
 FILE # 30057-00003  
 PAGE 1

MATTER: MISCELLANEOUS MATTERS

Date	Initials	Description	Rate	Amount	Notes
3/02/09	JRJ	MULTIPLE EMAILS WITH CLIENT AND COUNTY RE: SITE VISIT AND NEGOTIATIONS VISIT; FOLLOW UP RE: SAME.	FL STATE cost .70	224.00 ?	
3/02/09	CWM	REVIEW AND REVISE STATUS REPORT TO INCORPORATE TRANSFER OF OWNERSHIP PROCEEDINGS AND LIMITED PROCEEDINGS FOR ALAFAYA AND SANLANDO; DRAFT CORRESPONDENCE TO AND REVIEW CORRESPONDENCE FROM CLIENT REGARDING UPDATES.	.30	87.00 ✓	
3/11/09	MSF	TRAVEL TO TALLAHASSEE FOR MEETINGS WITH PSC STAFF AND UI STAFF CONFERENCES IN PREPARATION FOR MEETING	5.00	1,600.00 ✓	UIF/Alafaya
3/12/09	MSF	CONFERENCE WITH UI STAFF IN PREPARATION FOR MEETING WITH PSC STAFF; MEETING WITH PSC STAFF AND RETURN TO CENTRAL FLORIDA OFFICE	8.00	2,560.00 ✓	
3/19/09	WES	RECEIPT OF REQUEST FOR UPDATE OF OPINION RELATIVE TO DEPRECIATION AND WRITE OFF OF ASSETS IN REGARD TO FINANCIAL ACCOUNTING STANDARDS BOARD, MODIFY SAME AND FORWARD NEW OPINION	FL STATE cost center .50	? 162.50	OK/JS Expense
3/27/09	JRJ	MULTIPLE TELEPHONE CONFERENCES WITH MR. LAWSON, MR. WILLIAMS, ETC. RE: BASIS FOR VALUE OF BAY COUNTY SYSTEMS, RATE BASE VS. INVESTMENT, MR. REILLY'S PARTICIPATION; FOLLOW UP RE: SAME.	1.50	480.00 ✓	
3/27/09	JRJ	TELEPHONE CONFERENCE WITH CLIENT RE: WEDGEFIELD TRANSACTION; DRAFT MEMO OUTLINING DEAL POINTS.	.70	224.00	} OK/JS CP - Wedgefield Sale
3/27/09	KLK	WEDGEFIELD SALE: DRAFT PURCHASE AND SALE AGREEMENT.	1.00	290.00	
3/29/09	KLK	WEDGEFIELD SALE: DRAFT PURCHASE AND SALE AGREEMENT.	2.00	580.00 ✓	
3/30/09	JRJ	BEGIN REVIEW OF AND WORK ON DRAFTING FOR WEDGEFIELD PURCHASE ACQUISITION AGREEMENT.	.70	224.00	
3/30/09	KLK	WEDGEFIELD SALE: DRAFT PURCHASE AND SALE AGREEMENT.	.70	203.00	
3/31/09	JRJ	COMPLETE REVIEW OF WEDGEFIELD PURCHASE AGREEMENT AND FOLLOW UP.	.50	160.00	

LAW OFFICES  
**ROSE, SUNDBSTROM & BENTLEY, LLP**

P.O. BOX 1587  
TALLAHASSEE, FLORIDA 32302-1567

F.E.I.# 59-2783536

(850) 877-6555

PLEASE REFER TO INVOICE NUMBER  
WHEN REMITTING

UTILITIES, INC

Invoice #: 39690

PAGE 2

---

TOTAL HOURS 21.60

PROFESSIONAL FEES \$ 6,794.50

WILLIAM E SUNDBSTROM	.50	162.50
MARTIN S FRIEDMAN	13.00	4,160.00
JOHN R JENKINS	4.10	1,312.00
KYLE L KEMPER	3.70	1,073.00
CHRISTIAN W MARCELLI	.30	87.00

OPERATOR CONFERENCE CALL	16.28
LONG DISTANCE CALLS	11.20
TRAVEL EXPENSE	855.19
PHOTOCOPIES	15.25

TOTAL COSTS ADVANCED \$ 897.92

TOTAL STATEMENT -----  
\$ 7,692.42  
=====

LAW OFFICES  
**ROSE, SUNDSTROM & BENTLEY, LLP**

P.O. BOX 1567  
TALLAHASSEE, FLORIDA 32302-1567

F.E.I.# 59-2783536

(850) 877-6565

PLEASE REFER TO INVOICE NUMBER  
WHEN REMITTING

UTILITIES, INC  
ATTN: JOHN STOVER  
2335 SANDERS RD  
NORTHBROOK, IL 60062

APRIL 9, 2009  
INVOICE # 39690  
FILE # 30057-00003

---

MATTER: MISCELLANEOUS MATTERS

CURRENT INVOICE SUMMARY

---

SUMMARY OF CHARGES RENDERED ON THIS INVOICE:

CURRENT FEES:	\$ 6,794.50
CURRENT COSTS:	\$ 897.92
TOTAL CHARGES FOR THIS INVOICE:	\$ 7,692.42
OUTSTANDING ACCOUNTS RECEIVABLE:	\$ 3,301.70
TOTAL AMOUNT DUE THIS MATTER:	\$ 10,994.12

*Pls. see attached  
breakout for  
coding.*

Rose, Sundstrom & Bentley  
 Invoice 39690  
 Miscellaneous Matters

3/2/2009 JRJ	FL State Cost	Mics Reg Matters	0.70	224.00
3/2/2009 CWM	Alafaya	LP	0.15	43.50
3/2/2009 CWM	Sanlando	LP	<u>0.15</u>	<u>43.50</u>
3/11/2009 MSF	Alafaya	LP	5.00	1,600.00
3/11/2009 MSF	UIF	2009 RC	8.00	2,560.00
3/19/2009 WES	FL State Cost	Mics Reg Matters	0.50	162.50
3/27/2009 JRJ	Bayside	Mics Reg Matters	0.75	240.00
3/27/2009 JRJ	Sandy Creek	Mics Reg Matters	0.75	240.00
3/27/2009 JRJ	Wedgfield	Divestment	0.70	224.00
3/27/2009 KLK	Wedgfield	Divestment	1.00	290.00
3/29/2009 KLK	Wedgfield	Divestment	2.00	580.00
3/30/2009 JRJ	Wedgfield	Divestment	0.70	224.00
3/30/2009 KLK	Wedgfield	Divestment	0.70	203.00
3/31/2009 JRJ	Wedgfield	Divestment	0.50	160.00
Forwarded Expenses	FL State Cost	Mics Reg Matters		897.92
			Total Charges	7,692.42

Totals:

FL State Cost	Mics Reg Matters
Alafaya	LP
Sanlando	LP
UIF	2009 RC
Bayside	Mics Reg Matters
Sandy Creek	Mics Reg Matters
Wedgfield	Divestment

	Code To
1,284.42	855100.6070
1,643.50	2010157.2906.00901
43.50	2010158.2906.00901
2,560.00	2010156.2906.00901
240.00	257102.6070
240.00	262102.6070
1,681.00	2010175.2856.00801
7,692.42	

Total of Invoice

7,692.42

Difference

-

3004654

1 KW

Milian, Swain & Associates, Inc.  
2025 S. W. 32<sup>nd</sup> Avenue  
Miami, Florida 33145  
Tel.: 305-441-0123 Fax: 305-441-0688

Batch 53545

Doc 159857

**INVOICE**

Invoice No.29211  
April 29, 2009  
Page 1, Billing #1

**John Hoy**  
Chief Regulatory Officer  
Utilities, Inc.  
2335 Sanders Road  
Northbrook, IL 60062-6196

**For Professional services rendered through April 24, 2009 in connection with rate case for UIF 2008**

	Hours	Rate	Amount
Principal			
Deborah Swain		200.00	.00
Senior Staff Accountant:			
Maria Bravo	4.00	150.00	600.00
<b>Total Due for invoice 29210</b>			<b>\$600.00</b>

OK

**Total Amount Due \$600.00**

Please make check payable to *Milian Swain & Associates, Inc.*

2010156.2910.00901

**Approved by Legal**

MAY 05 2009



3004654

KW ✓

Milian, Swain & Associates, Inc.  
2025 S. W. 32<sup>nd</sup> Avenue  
Miami, Florida 33145  
Tel.: 305-441-0123 Fax: 305-441-0688

Batch 57637

Doc 172549

INVOICE

Invoice No. 29255  
June 2, 2009  
Page 1, Billing #2

John Hoy  
Chief Regulatory Officer  
Utilities, Inc.  
2335 Sanders Road  
Northbrook, IL 60062-6196

For Professional services rendered through May 29, 2009 in connection with rate case for  
UIF 2008

	Hours	Rate	Amount
Senior Staff Accountant:			
Maria Bravo	15.50	150.00	2,325.00
<b>Total Due for invoice 29255</b>			<b>2,325.00</b>

2,325.00  
2,325.00 OK

251

Total Amount Due \$2,325.00

2010156.2910.00901

JUN 24 2009

Please make check payable to *Milian Swain & Associates, Inc.*

3000882

Batch 59244 KW ✓

18444 Lost Lake Way  
Jupiter, FL 33458  
Phone or Fax (561) 743-9510 Doc  
e-mail: frankdenjup@att.net

175691

**Management & Regulatory Consultants, Inc.**

ACCOUNTS PAYABLE  
UTILITIES, INC.  
2335 SANDERS ROAD  
NORTHBROOK, IL 60062

06/10/09  
20029.10

CONSULTING - PENNBROOKE (PB) - 2008 TY - MFR  
LAKE PLACID (LP) - 2008 TY - MFR  
SANLANDO (SAN) - 2008 TY - U&U  
UIF (UIF) - 2008 TY - U&U  
LONGWOOD (LW) - 2008 TY - U&U

PREVIOUS BALANCE \$ 0.00

<u>Week of:</u>		HOURS	
05/04/09	FS CONSULTING - ALL CASES - COLLECT HISTORICAL ORDERS, DOCUMENTS; SET UP SPREADSHEETS.	4.00	580.00
05/04/09	FS CONSULTING - PB - ADD "E" SCHEDULES	2.00	290.00
05/11/09	FS CONSULTING - UIF - USED & USEFUL; "F" SCHEDULES.	7.00	1015.00
05/18/09	FS CONSULTING - UIF - USED & USEFUL; "F" SCHEDULES.	31.00	4495.00
05/25/09	FS CONSULTING - LW - USED & USEFUL; "F" SCHEDULES.	9.00	1305.00
05/25/09	FS CONSULTING - PB - USED & USEFUL; "F" SCHEDULES.	5.00	725.00
05/25/09	FS CONSULTING - LP - USED & USEFUL; "F" SCHEDULES.	2.00	290.00
05/25/09	FS CONSULTING - SAN - USED & USEFUL; "F" SCHEDULES.	8.00	1160.00
05/25/09	FS CONSULTING - UIF - USED & USEFUL; "F" SCHEDULES.	7.00	1015.00
	FOR CURRENT SERVICES RENDERED	75.00	\$10875.00

PAYMENTS AND CREDITS  
06/10/09 PAYMENT, as of

- 00.00

BALANCE DUE

=====

\$10875.00

*KW*

Note: Allocation for "All Cases" - 25% Each, PB, LP, SAN & LW  
Allocation for "PB & LP MFRs" - 50% Each, PB &, LP

JUL 07 2009

Vendor Name: Management Consultant Services, Inc.

Vendor Invoice:

6/10/2009

Invoice Date

6/10/2009

Name: Seidman, Frank

Week Of:

Hours

Rate

Amount

Book to:

Manager

Date Approved

Rate Case

Week Of:	Hours	Rate	Amount	Book to:	Manager	Date Approved	Rate Case
5/4/2009	1	145	145.00	2010162.2910.00901	Weeks, Kirsten	6/17/2009	Lake Placid 2009 Rate Case
5/25/2009	2	145	290.00	2010162.2910.00901	Weeks, Kirsten	6/17/2009	Lake Placid 2009 Rate Case
	3		435.00	2010162.2910.00901 Total			
5/4/2009	1	145	145.00	2010159.2910.00901	Weeks, Kirsten	6/17/2009	Longwood 2009 Rate Case
5/25/2009	9	145	1,305.00	2010159.2910.00901	Weeks, Kirsten	6/17/2009	Longwood 2009 Rate Case
	10		1,450.00	2010159.2910.00901 Total			
5/4/2009	1	145	145.00	2010161.2910.00901	Weeks, Kirsten	6/17/2009	Pennbrooke 2009 Rate Case
5/4/2009	2	145	290.00	2010161.2910.00901	Weeks, Kirsten	6/17/2009	Pennbrooke 2009 Rate Case
5/25/2009	5	145	725.00	2010161.2910.00901	Weeks, Kirsten	6/17/2009	Pennbrooke 2009 Rate Case
	8		1,160.00	2010161.2910.00901 Total			
5/4/2009	1	145	145.00	2010158.2910.00901	Weeks, Kirsten	6/17/2009	Sanlando 2009 Rate Case
5/25/2009	8	145	1,160.00	2010158.2910.00901	Weeks, Kirsten	6/17/2009	Sanlando 2009 Rate Case
	9		1,305.00	2010158.2910.00901 Total			
5/11/2009	7	145	1,015.00	2010156.2910.00901	Weeks, Kirsten	6/17/2009	UIF 2009 Rate Case
5/18/2009	31	145	4,495.00	2010156.2910.00901	Weeks, Kirsten	6/17/2009	UIF 2009 Rate Case
5/25/2009	7	145	1,015.00	2010156.2910.00901	Weeks, Kirsten	6/17/2009	UIF 2009 Rate Case
	45		6,525.00	2010156.2910.00901 Total			
	75		10,875.00	Grand Total		10,875.00	Amt of Invoice

3001118

JH ✓  
KW ✓

LAW OFFICES  
**ROSE, SUNDBSTROM & BENTLEY, LLP**

P.O. BOX 1567  
TALLAHASSEE, FLORIDA 32302-1567

F.E.I.# 59-2783536

(850) 877-8555

PLEASE REFER TO INVOICE NUMBER  
WHEN REMITTING

UTILITIES, INC  
ATTN: JOHN STOVER  
2335 SANDERS RD  
NORTHBROOK, IL 60062

JUNE 10, 2009  
INVOICE # 40198  
FILE # 30057-00179  
PAGE 1

JUN 10 2009  
Batch 59315  
176047  
Doc \_\_\_\_\_

MATTER: UTILITIES, INC OF FLORIDA/2009 RATE CASE

4/22/09 CWM	DRAFT CORRESPONDENCE TO KIRSTEN WEEKS AND PATRICK FLYNN REGARDING INFORMATION NEEDED TO COMPLETE TEST YEAR LETTERS; REVIEW CORRESPONDENCE FROM KIRSTEN WEEKS REGARDING SAME; REVIEW CORRESPONDENCE FROM PATRICK FLYNN REGARDING SAME.	.30	87.00
4/30/09 CWM	RESEARCH AND REVIEW THE UTILITY'S MOST RECENT RATE CASE AND PSC ORDERS; DRAFT LETTER TO PSC CHAIRMAN MATTHEW M. CARTER REQUESTING APPROVAL OF A TEST YEAR PURSUANT TO RULE 25-30.430, FLORIDA ADMINISTRATIVE CODE.	.80	232.00
TOTAL HOURS		1.10	
PROFESSIONAL FEES			\$ 319.00

CHRISTIAN W MARCELLI 1.10 319.00

TOTAL COSTS ADVANCED \$ .00

**Approved by Legal**

JUN 28 2009

TOTAL STATEMENT

-----  
\$ 319.00  
-----

OK  
KW

2010156.2906.00901

**Approved**

JUN 2009

JUL 08 2009

3004654

KWS

Millan, Swain & Associates, Inc.  
2025 S. W. 32<sup>nd</sup> Avenue  
Miami, Florida 33145  
Tel.: 305-441-0123 Fax: 305-441-0688

Batch 60744

Doc 181644

INVOICE

Invoice No. 29293  
June 30, 2009  
Page 1, Billing #3

John Hoy  
Chief Regulatory Officer  
Utilities, Inc.  
2335 Sanders Road  
Northbrook, IL 60062-6196

For Professional services rendered through June 26, 2009 in connection with rate case for UIF 2008

	Hours	Rate	Amount
Senior Staff Accountant:			
Maria Bravo	75.75	150.00	11,362.50
<b>Total Due for invoice 29293</b>			<b>\$11,362.50</b>

OK  
KW

2010156.2910.00901

Total Amount Due \$11,362.50

Aged Receivables:  
Invoice #29255- \$2,325.00

JUL 28 2009

Please make check payable to *Millan Swain & Associates, Inc.*

RECEIVED  
JUL 27 2009

29293  
JUL 08 2009

3001756  
**OFFICETEAM®**

Specialized Administrative Staffing

Page: 1  
 Invoice Date: 07/23/2009  
 Invoice No: 24068469  
 Customer Number: 01300-000961-000  
 Fed Tax ID: 94-1648752

**Labor Invoice - DUE UPON RECEIPT**

Batch 61828

**PERSONAL & CONFIDENTIAL**  
 Laura Biomquist  
 UTILITIES INCORPORATED  
 2335 SANDERS RD  
 NORTHBROOK IL 60062-6108

Please Remit To:  
 OfficeTeam  
 12400 COLLECTIONS CENTER DRIVE  
 CHICAGO IL 60693 DOC 185537

Line	Employee Name	Wk-Ended	"Report-To" Supervisor	Qty	UOM	Bill Rate	Amount
1	Feathergill, Adam	07/17/2009	Cieciernski, Dan	16.00	HRS REG	\$ 17.73	\$ 283.68
2	Gomez, Maria R	07/17/2009	Casados, Jim	40.00	HRS REG	\$ 22.36	\$ 894.40
Subtotal for Week-Ended: 07/17/2009				56.00	HRS		\$ 1,178.08

2010156.2908.00901 \$283.68 *OK Kew*  
 2003520 *OK Jay J...*

**RECEIVED**  
 JUL 27 2009  
 BY: \_\_\_\_\_

Invoice Subtotal: \$ 1,178.08

**TOTAL AMOUNT DUE :** \$ 1,178.08

We provide more timely and accurate information to the business community by sharing our accounts receivable information with National Credit Reporting Agencies.

Any questions regarding this invoice please call:  
 (800) 776-3770

For qualified administrative professionals please call:  
 (847) 480-2073

Please detach and return this remittance stub with your payment.

Thank you for choosing OfficeTeam!

AUG 10 2009

OfficeTeam  
 12400 COLLECTIONS CENTER DRIVE  
 CHICAGO IL 60693

Customer Number	Invoice Number	Total Amount
01300-000961-000	24068469	\$ 1,178.08

0130000096100024068469001178084



3000067

<b>Invoice Number</b> 9-285-58314	<b>Invoice Date</b> Aug 05, 2009	<b>Account Number</b> 0606-2634-0	Page 1 of 12
--------------------------------------	-------------------------------------	--------------------------------------	-----------------

FedEx Tax ID: 71-0427007  
Batch 61873

**Billing Address:**  
UTILITIES INC  
ATTN: ACCTS PAYABLE  
2335 SANDERS RD  
NORTHBROOK IL 60062-6196

**Shipping Address:**  
UTILITIES INC  
2335 SANDERS RD  
NORTHBROOK IL 60062-6196

Doc 185838  
**Invoice Questions?**  
**Contact FedEx Revenue Services**  
Phone: (800) 622-1147 M-Sa 7-6 (CST)  
Fax: (800) 548-3020  
internet: www.fedex.com

**Invoice Summary Aug 05, 2009**

<b>FedEx Express Services</b>		
Transportation Charges		1,002.05
Base Discount		-486.54
Special Handling Charges		48.22
Total Charges	USD	\$563.73
<b>FedEx Ground Services</b>		
Transportation Charges		14.47
Other Handling Charges		15.02
Performance Pricing Discount		-0.58
Total Charges	USD	\$28.91
<b>TOTAL THIS INVOICE</b>	<b>USD</b>	<b>\$592.64</b>

You saved \$487.12 in discounts this period!

Other discounts may apply.

AUG 10 2009

**RECEIVED**  
AUG 10 2009  
BY: \_\_\_\_\_



To ensure proper credit, please return this portion with your payment to FedEx. Please do not staple or fold. Please make check payable to FedEx.

For change of address, check here and complete form on reverse side.

<b>Invoice Number</b> 9-285-58314	<b>Account Number</b> 0606-2634-0	<b>Amount Due</b> USD \$592.64
--------------------------------------	--------------------------------------	-----------------------------------

**Remittance Advice**

Your payment is due by Aug 20, 2009

060626349285583143600005926423

AV 02 000374 87115 E 4 F\*\*5DGT



UTILITIES INC  
ATTN: ACCTS PAYABLE  
2335 SANDERS RD  
NORTHBROOK IL 60062-6196



FedEx  
P.O. Box 94515  
PALATINE IL 60094-4515



99322170081460



<b>Invoice Number</b>
9-285-58314

<b>Invoice Date</b>
Aug 05, 2009

<b>Account Number</b>
0606-2634-0

### FedEx Express Shipment Summary By Reference

#### FedEx Express Shipments (Original)

Reference	Shipments	Rated Weight lbs	Transportation Charges	Special Handling Charges	Ret Chg/Tax Credits/Other	Discounts	Total Charges
NO REFERENCE INFORMATION	6	2.0	124.05	21.43		-60.27	85.21
0049	1	2.0	13.95	0.17		-6.98	7.14
0140	2	13.0	103.80	4.61		-50.45	57.96
0215	1	4.0	38.20	0.48		-19.10	19.58
0500	7	55.0	335.90	13.98		-166.95	182.93
0629	2	53.0	208.50	2.79		-96.80	114.49
0750	1	11.0	75.30	0.94		-37.65	38.59
2009665 2908	1		11.05	0.16		-4.64	6.57
2010156 2908 00901	1		23.80	0.30		-11.90	12.20
MWS RECON 288100 6070 PI	1	4.0	43.00	0.54		-21.50	22.04
PSC-RAF'S FL CO'S	1	1.0	12.25	0.18		-5.15	7.28
WSC	1		12.25	2.64		-5.15	9.74
<b>Total FedEx Express</b>	<b>25</b>	<b>145.0</b>	<b>\$1,002.05</b>	<b>\$48.22</b>		<b>-\$486.54</b>	<b>\$563.73</b>

### FedEx Ground Shipment Summary By Reference

#### FedEx Ground Shipments (Original)

Reference	Shipments	Rated Weight lbs	Transportation Charges	Other Handling Charges	Ret Chg/Tax Credits/Other	Discounts	Total Charges
0140	1	8	7.97	1.85		-0.32	9.50
0500	1	5	6.50	0.17		-0.26	6.41
<b>Total</b>	<b>2</b>	<b>13</b>	<b>\$14.47</b>	<b>\$2.02</b>		<b>-\$0.58</b>	<b>\$15.91</b>

#### FedEx Ground Miscellaneous Charges

	Date	Quantity	Zip Code	Other Handling Charges	Ret Chg/Tax Credits/Other	Discounts	Total Charges
Weekly Service Chg	07/31			13.00			13.00
<b>Total</b>				<b>\$13.00</b>			<b>\$13.00</b>

	Shipments	Rated Weight lbs	Transportation Charges	Other Handling Charges	Ret Chg/Tax Credits/Other	Discounts	Total Charges
<b>Total FedEx Ground</b>	<b>2</b>	<b>13</b>	<b>\$14.47</b>	<b>\$15.02</b>		<b>-\$0.58</b>	<b>\$28.91</b>

**Total This Invoice**

**USD**

**\$592.64**







**Picked up:** Jul 30, 2009      **Cust. Ref.:** NO REFERENCE INFORMATION      **Ref.#2:**  
**Payer:** Shipper      **Ref.#3:**

- Fuel Surcharge - FedEx has applied a fuel surcharge of 2.50% to this shipment.
- Incorrect recipient address.
- Distance Based Pricing, Zone 5
- 1st attempt Jul 31, 2009 at 09:53 AM.
- Original address - 122 TECH BLVD/, 33619

<b>Automation</b>	USAB	<b>Sender</b>	<b>Recipient</b>
Tracking ID	869645155290	PHYLLIS LUPPINO	PAT MARSICANO
Service Type	FedEx Priority Overnight	UTILITIES INC	HILLSBOROUGH CNTY WARCE RESOU
Package Type	FedEx Envelope	2335 SANDERS RD	1220 TECH BLVD
Zone	05	NORTHBROOK IL 60062-6196 US	TAMPA FL 33619 US
Packages	1		
Rated Weight	N/A	Transportation Charge	23.15
Delivered	Jul 31, 2009 11:55	Discount	-11.58
Svc Area	A1	Fuel Surcharge	0.29
Signed by	C.WOODS	Address Correction	10.00
FedEx Use	021116976/0000219/_	<b>Total Charge</b>	<b>USD \$21.86</b>

**Picked up:** Jul 30, 2009      **Cust. Ref.:** NO REFERENCE INFORMATION      **Ref.#2:**  
**Payer:** Shipper      **Ref.#3:**

- Fuel Surcharge - FedEx has applied a fuel surcharge of 2.50% to this shipment.
- Distance Based Pricing, Zone 5
- Package Delivered to Recipient Address - Release Authorized

<b>Automation</b>	USAB	<b>Sender</b>	<b>Recipient</b>
Tracking ID	869645156219	JANICE HARRELL	JUDY
Service Type	FedEx Priority Overnight	UTILITIES INC	THE PIPE CONNECTION
Package Type	FedEx Envelope	2335 SANDERS RD	1507 HILLMON GROVE RD
Zone	05	NORTHBROOK IL 60062-6196 US	CAMERON NC 28326 US
Packages	1		
Rated Weight	N/A	Transportation Charge	23.15
Delivered	Jul 31, 2009 10:46	Delivery Area-Resi	2.40
Svc Area	PM	Fuel Surcharge	0.41
Signed by	see above	Discount	-11.58
FedEx Use	021116976/0000219/02	Residential Delivery	2.40
		<b>Total Charge</b>	<b>USD \$16.78</b>

**Picked up:** Jul 30, 2009      **Cust. Ref.:** NO REFERENCE INFORMATION      **Ref.#2:**  
**Payer:** Shipper      **Ref.#3:**

- Fuel Surcharge - FedEx has applied a fuel surcharge of 2.50% to this shipment.
- Distance Based Pricing, Zone 5

<b>Automation</b>	USAB	<b>Sender</b>	<b>Recipient</b>
Tracking ID	869645156572	J STOVER K STONE	KYLE L KEMPER
Service Type	FedEx Standard Overnight	UTILITIES INC	ROSE SUNDSTROM & BENTLEY LLP
Package Type	FedEx Pak	2335 SANDERS RD	2548 BLAIRSTONE PINES DR
Zone	05	NORTHBROOK IL 60062-6196 US	TALLAHASSEE FL 32301 US
Packages	1		
Rated Weight	2.0 lbs, 0.9 kgs	Transportation Charge	34.60
Delivered	Jul 31, 2009 08:54	Discount	-17.30
Svc Area	A2	Fuel Surcharge	0.43
Signed by	C.EASDM	<b>Total Charge</b>	<b>USD \$17.73</b>
FedEx Use	021116976/0001349/_		

**NO REFERENCE INFORMATION Reference Subtotal      USD      \$85.21**

**Picked up:** Jul 29, 2009      **Cust. Ref.:** 0049      **Ref.#2:**  
**Payer:** Shipper      **Ref.#3:**

- Fuel Surcharge - FedEx has applied a fuel surcharge of 2.50% to this shipment.
- Distance Based Pricing, Zone 2

<b>Automation</b>	INET	<b>Sender</b>	<b>Recipient</b>
Tracking ID	796814911245	Rodney Simmons	Stacy Foltz
Service Type	FedEx Standard Overnight	Utilities, Inc.	Northern Properties
Package Type	FedEx Envelope	2335 Sanders Rd	5509 Highland Drive
Zone	02	NORTHBROOK IL 60062 US	MCHENRY IL 60050 US
Packages	1		

Continued on next page



<b>Invoice Number</b> 9-285-58314	<b>Invoice Date</b> Aug 05, 2009	<b>Account Number</b> 0606-2634-0	<b>Page</b> 7 of 12
--------------------------------------	-------------------------------------	--------------------------------------	------------------------

**Picked up:** Jul 28, 2009      **Cust. Ref.:** 0500      **Ref.#:**  
**Payor:** Shipper      **Ref.#:**

- Fuel Surcharge - FedEx has applied a fuel surcharge of 2.50% to this shipment.
- Distance Based Pricing, Zone 5

<b>Automation</b>	INET	<b>Sender</b>	<b>Recipient</b>
Tracking ID	797794681163	Rodney Simmons	Candace Hall
Service Type	FedEx Priority Overnight	Utilities, Inc.	Carolina Water Service, SC
Package Type	Customer Packaging	2335 Sanders Rd	110 QUEEN PKWY
Zone	05	NORTHBROOK IL 60062 US	WEST COLUMBIA SC 29169 US
Packages	1		
Rated Weight	7.0 lbs, 3.2 kgs		
Delivered	Jul 29, 2009 08:13	Transportation Charge	59.95
Svc Area	A1	Fuel Surcharge	0.75
Signed by	R.SCHRIER	Discount	-29.98
FedEx Use	00000000/0001552/_	<b>Total Charge</b>	<b>USD \$30.72</b>

**Picked up:** Jul 29, 2009      **Cust. Ref.:** 0500      **Ref.#:**  
**Payor:** Shipper      **Ref.#:**

- Fuel Surcharge - FedEx has applied a fuel surcharge of 2.50% to this shipment.
- Distance Based Pricing, Zone 4
- FedEx has audited this shipment for correct packages, weight, and service. Any changes made are reflected in the invoice amount.
- We calculated your charges based on a dimensional weight of 4.0 lbs., 12" x 8" x 7", divided by 194.

<b>Automation</b>	INET	<b>Sender</b>	<b>Recipient</b>
Tracking ID	796814980050	Rodney Simmons	Martin Lashua
Service Type	FedEx 2Day	Utilities, Inc.	Carolina Water Service - Charl
Package Type	Customer Packaging	2335 Sanders Rd	5701 WESTPARK DR STE 101
Zone	04	NORTHBROOK IL 60062 US	CHARLOTTE NC 28217 US
Packages	1		
Actual Weight	1.0 lbs, 0.5 kgs		
Rated Weight	4.0 lbs, 1.8 kgs		
Delivered	Jul 31, 2009 12:25	Transportation Charge	12.90
Svc Area	A1	Fuel Surcharge	0.19
Signed by	V.STINSON	Discount	-5.42
FedEx Use	00000000/0006024/_	<b>Total Charge</b>	<b>USD \$7.67</b>

**Picked up:** Jul 29, 2009      **Cust. Ref.:** 0500      **Ref.#:**  
**Payor:** Shipper      **Ref.#:**

- Fuel Surcharge - FedEx has applied a fuel surcharge of 2.50% to this shipment.
- Distance Based Pricing, Zone 4

<b>Automation</b>	INET	<b>Sender</b>	<b>Recipient</b>
Tracking ID	796815474334	Rodney Simmons	Tony Konsul/Adam James
Service Type	FedEx Standard Overnight	Utilities, Inc.	Carolina Water Service - Charl
Package Type	FedEx Envelope	2335 Sanders Rd	5701 WESTPARK DR STE 101
Zone	04	NORTHBROOK IL 60062 US	CHARLOTTE NC 28217 US
Packages	1		
Rated Weight	3.0 lbs, 1.4 kgs		
Delivered	Jul 30, 2009 11:06	Transportation Charge	19.95
Svc Area	A1	Discount	-9.98
Signed by	J.LIATH	Fuel Surcharge	0.25
FedEx Use	00000000/0000222/_	<b>Total Charge</b>	<b>USD \$10.22</b>

**Picked up:** Jul 29, 2009      **Cust. Ref.:** 0500      **Ref.#:**  
**Payor:** Shipper      **Ref.#:**

- Fuel Surcharge - FedEx has applied a fuel surcharge of 2.50% to this shipment.
- Distance Based Pricing, Zone 5

<b>Automation</b>	INET	<b>Sender</b>	<b>Recipient</b>
Tracking ID	797805098830	Rodney Simmons	Bruce Haas
Service Type	FedEx Standard Overnight	Utilities, Inc.	Carolina Water Service, SC
Package Type	Customer Packaging	2335 Sanders Rd	110 QUEEN PKWY
Zone	05	NORTHBROOK IL 60062 US	WEST COLUMBIA SC 29169 US
Packages	1		
Rated Weight	9.0 lbs, 4.1 kgs	Transportation Charge	59.95
Declared Value	USD 1,500.00	Discount	-29.98
Delivered	Jul 30, 2009 13:05	Direct Signature	0.00
Svc Area	A1	Declared Value Charge	9.75
Signed by	W.RODGERS	Fuel Surcharge	0.75

Continued on next page





<b>Invoice Number</b> 9-285-58314	<b>Invoice Date</b> Aug 05, 2009	<b>Account Number</b> 0606-2634-0	Page 9 of 12
--------------------------------------	-------------------------------------	--------------------------------------	-----------------

**Picked up:** Jul 29, 2009      **Cust. Ref.:** 0629      **Ref.#2:**  
**Payor:** Shipper      **Ref.#3:**

- Fuel Surcharge - FedEx has applied a fuel surcharge of 2.50% to this shipment.
- Distance Based Pricing, Zone 6
- Shipment delivered to address other than recipient's.

<b>Automation</b>	INET	<b>Sender</b>	<b>Recipient</b>
Tracking ID	797799200539	Rodney Simmons	ismal
Service Type	FedEx Priority Overnight	Utilities, Inc.	Utilities Inc Of Florida - Ora
Package Type	Customer Packaging	2335 Sanders Rd	14668 AERIES WAY DR
Zone	06	NORTHBROOK IL 60062 US	FORT MYERS FL 33912 US
Packages	1		
Rated Weight	22.0 lbs, 10.0 kgs		
Delivered	Jul 30, 2009 10:10	Transportation Charge	115.35
Svc Area	A1	Discount	-57.68
Signed by	A.ESPASA	Fuel Surcharge	1.44
FedEx Use	00000000/0001574/R4	<b>Total Charge</b>	<b>USD \$59.11</b>

**Picked up:** Jul 29, 2009      **Cust. Ref.:** 0629      **Ref.#2:**  
**Payor:** Shipper      **Ref.#3:**

- Fuel Surcharge - FedEx has applied a fuel surcharge of 2.50% to this shipment.
- Distance Based Pricing, Zone 6
- FedEx has audited this shipment for correct packages, weight, and service. Any changes made are reflected in the invoice amount.
- We calculated your charges based on a dimensional weight of 31.0 lbs., 22" x 21" x 13", divided by 194.

<b>Automation</b>	INET	<b>Sender</b>	<b>Recipient</b>
Tracking ID	797802254469	Rodney Simmons	Don Dodd
Service Type	FedEx 2Day	Utilities, Inc.	600 NE OCEAN BLVD
Package Type	Customer Packaging	2335 Sanders Rd	STUART FL 34996 US
Zone	06	NORTHBROOK IL 60062 US	
Packages	1		
Actual Weight	26.0 lbs, 11.8 kgs		
Rated Weight	31.0 lbs, 14.1 kgs		
Delivered	Jul 31, 2009 13:01	Transportation Charge	93.15
Svc Area	AM	Fuel Surcharge	1.35
Signed by	D.DODD	Discount	-39.12
FedEx Use	00000000/0006068/_	<b>Total Charge</b>	<b>USD \$55.38</b>

**0629 Reference Subtotal      USD      \$114.49**

**Picked up:** Jul 30, 2009      **Cust. Ref.:** 0750      **Ref.#2:**  
**Payor:** Shipper      **Ref.#3:**

- Fuel Surcharge - FedEx has applied a fuel surcharge of 2.50% to this shipment.
- Distance Based Pricing, Zone 5

<b>Automation</b>	INET	<b>Sender</b>	<b>Recipient</b>
Tracking ID	796817271505	Rodney Simmons	Vivian Graham
Service Type	FedEx Priority Overnight	Utilities, Inc.	Louisiana Water Service
Package Type	Customer Packaging	2335 Sanders Rd	201 Holiday Blvd
Zone	05	NORTHBROOK IL 60062 US	CDVINGTON LA 70433 US
Packages	1		
Rated Weight	11.0 lbs, 5.0 kgs		
Delivered	Jul 31, 2009 09:18	Transportation Charge	75.30
Svc Area	A2	Discount	-37.65
Signed by	LCOLLIE	Fuel Surcharge	0.94
FedEx Use	00000000/0001552/_	<b>Total Charge</b>	<b>USD \$38.59</b>

**0750 Reference Subtotal      USD      \$38.59**





<b>Invoice Number</b> 9-285-58314	<b>Invoice Date</b> Aug 05, 2009	<b>Account Number</b> 0606-2634-0	<b>Page</b> 11 of 12
--------------------------------------	-------------------------------------	--------------------------------------	-------------------------

**Picked up:** Jul 28, 2009      **Cust. Ref.:** PSC-RAF'S FL CO'S      **Ref.#2:**  
**Payor:** Shipper      **Ref.#3:**

- Fuel Surcharge - FedEx has applied a fuel surcharge of 2.50% to this shipment.
- Distance Based Pricing, Zone 5

<b>Automation</b>	USAB	<b>Sender</b>	<b>Recipient</b>	
Tracking ID	869645156561	AVELINA FRIEDMAN	FLORIDA PUBLIC SERV	
Service Type	FedEx 2Day	UTILITIES INC	COMMISSION CAPITAL CIR OFFICE	
Package Type	FedEx Pak	2335 SANDERS RD	2540 SHUMARD DAK BLVD	
Zone	05	NDRTHBROOK IL 60062-6196 US	TALLAHASSEE FL 32399 US	
Packages	1			
Rated Weight	1.0 lbs, 0.5 kgs			
Delivered	Jul 30, 2009 10:03	Transportation Charge		12.25
Svc Area	A2	Fuel Surcharge		0.18
Signed by	E.CARTER	Discount		-5.15
FedEx Use	020918467/0006046/...	<b>Total Charge</b>	<b>USD</b>	<b>\$7.28</b>

**PSC-RAF'S FL CO'S Reference Subtotal      USD      \$7.28**

**Picked up:** Jul 28, 2009      **Cust. Ref.:** WSC      **Ref.#2:**  
**Payor:** Shipper      **Ref.#3:**

- Fuel Surcharge - FedEx has applied a fuel surcharge of 2.50% to this shipment.
- The delivery commitment for FedEx 2Day to residences (including home offices) is 7 P.M. the second business day for A1, A2, AA, A3, A4, A5, A6, AM, PM, and RM service areas.
- Distance Based Pricing, Zone 5
- Package Delivered to Recipient Address - Release Authorized

<b>Automation</b>	USAB	<b>Sender</b>	<b>Recipient</b>	
Tracking ID	866345158990	DIANE ARNDUK	JAMES ALDAY	
Service Type	FedEx 2Day	UTILITIES INC	517 YELLOW TAIL	
Package Type	FedEx Envelope	2335 SANDERS RD	CHULUOTA FL 32766 US	
Zone	05	NORTHBROOK IL 60062-6196 US		
Packages	1			
Rated Weight	N/A	Transportation Charge		12.25
Delivered	Jul 30, 2009 12:40	Fuel Surcharge		0.24
Svc Area	A3	Discount		-5.15
Signed by	see above	Residential Delivery		2.40
FedEx Use	020918467/0001111/02	<b>Total Charge</b>	<b>USD</b>	<b>\$9.74</b>

**WSC Reference Subtotal      USD      \$9.74**

**Total FedEx Express      USD      \$563.73**

**FedEx Ground Shipment Detail By Reference (Original)**

**Pickup Date:** Jul 28, 2009      **Cust. Ref.:** 0140      **P.O.#:**  
**Payor:** Shipper      **Dept.#:**

Tracking ID	043 770310013728	<b>Sender</b>	<b>Recipient</b>	Transportation Charge	7.97
Service Type	Ppd, Domestic	UTILITIES INC	UTILITIES, INC OF CENTRAL NEVA	Fuel Surcharge	0.25
Zone	07	2335 SANDERS RD	UTILITIES, INC OF CENTRAL NEVA	Delivery Area-Comm	1.60
Packages	1	NORTHBROOK IL 60062-6196	1240 E STATE ST	Performance Pricing	-0.32
Actual Weight	7.3 lbs		STE 115	<b>Total Charge      USD</b>	<b>\$9.50</b>
Rated Weight	8 lbs		PAHRUMP NV 89048-218040		
Delivered	Jul 31, 2009				

**0140 Reference Subtotal      USD      \$9.50**

**Pickup Date:** Jul 24, 2009      **Cust. Ref.:** 0500      **P.O.#:**  
**Payor:** Shipper      **Dept.#:**

Tracking ID	043 770310013711	<b>Sender</b>	<b>Recipient</b>	Transportation Charge	6.50
Service Type	Ppd, Domestic	UTILITIES INC	Carolina Water Service, SC	Fuel Surcharge	0.17
Zone	05	2335 SANDERS RD	110 QUEEN PKWY	Performance Pricing	-0.26
Packages	1	NORTHBROOK IL 60062-6196	WEST COLUMBIA SC 29169-464810	<b>Total Charge      USD</b>	<b>\$6.41</b>
Actual Weight	4.4 lbs				
Rated Weight	5 lbs				
Delivered	Jul 29, 2009				

**0500 Reference Subtotal      USD      \$6.41**

**Invoice Number**

9-285-58314

**Invoice Date**

Aug 05, 2009

**Account Number**

0606-2634-0

Page

12 of 12

**FedEx Ground Miscellaneous Charges**  
(see summary section)**USD****\$13.00****Total FedEx Ground****USD****\$28.91**

**Invoice Number**

9-285-58314

**Invoice Date**

Aug 05, 2009

**Account Number**

0606-2634-0

Page

10 of 12

**Picked up:** Jul 28, 2009**Cust. Ref.:** 2009665 2908**Ref.#2:****Payor:** Shipper**Ref.#3:**

- Fuel Surcharge - FedEx has applied a fuel surcharge of 2.50% to this shipment.
- Distance Based Pricing, Zone 4

Automation USAB  
 Tracking ID 869645156594  
 Service Type FedEx 2Day  
 Package Type FedEx Envelope  
 Zone 04  
 Packages 1  
 Rated Weight N/A  
 Delivered Jul 30, 2009 09:54  
 Svc Area A1  
 Signed by S.BURNS  
 FedEx Use 020918467/0001110/\_

**Sender**  
 DIMITRY NEYZELMAN  
 UTILITIES INC  
 2335 SANDERS RD  
 NORTHBROOK IL 60062-6196 US

**Recipient**  
 DAN DELANEY ESQ  
 K&L GATES  
 17 NDRTH SECQND ST 18TH FL  
 HARRISBURG PA 17101 US

Transportation Charge 11.05  
 Discount -4.64  
 Fuel Surcharge 0.16  
**Total Charge USD \$6.57**

**2009665 2908 Reference Subtotal USD \$6.57**

**Picked up:** Jul 31, 2009**Cust. Ref.:** 2010156 2908 00901**Ref.#2:****Payor:** Shipper**Ref.#3:**

- Fuel Surcharge - FedEx has applied a fuel surcharge of 2.50% to this shipment.
- Business Closed or Adult Recipient Unavailable - Delivery Not Completed.
- Distance Based Pricing, Zone 6
- 1st attempt Aug 03, 2009 at 10:27 AM.

Automation USAB  
 Tracking ID 869645156653  
 Service Type FedEx Priority Overnight  
 Package Type FedEx Envelope  
 Zone 06  
 Packages 1  
 Rated Weight N/A  
 Delivered Aug 03, 2009 10:38  
 Svc Area A2  
 Signed by S.CASTILLO  
 FedEx Use 021211818/000230/\_

**Sender**  
 ERIN POUCH  
 UTILITIES INC  
 2335 SANDERS RD  
 NORTHBROOK IL 60062-6196 US

**Recipient**  
 MARIA BRAVO  
 MILIAN SWAIN & ASSOCIATES  
 2025 SW 32ND AVE  
 MIAMI FL 33145 US

Transportation Charge 23.80  
 Discount -11.90  
 Fuel Surcharge 0.30  
**Total Charge USD \$12.20**

**2010156 2908 00901 Reference Subtotal USD \$12.20**

**Picked up:** Jul 31, 2009**Cust. Ref.:** MWS RECON 288100 6070 PI**Ref.#2:****Payor:** Shipper**Ref.#3:**

- Fuel Surcharge - FedEx has applied a fuel surcharge of 2.50% to this shipment.
- Distance Based Pricing, Zone 4

Automation USAB  
 Tracking ID 869645156642  
 Service Type FedEx Priority Overnight  
 Package Type FedEx Box  
 Zone 04  
 Packages 1  
 Rated Weight 4.0 lbs, 1.8 kgs  
 Delivered Aug 03, 2009 10:17  
 Svc Area A1  
 Signed by A.WALKER  
 FedEx Use 021211818/0001530/\_

**Sender**  
 JASDN BARRETT  
 UTILITIES INC  
 2335 SANDERS RD  
 NORTHBROOK IL 60062-6196 US

**Recipient**  
 TERRY J RAMINE  
 MARYLAND PUBLIC SERVICE COMMIS  
 6 ST PAUL ST  
 BALTIMDRE MD 21202 US

Transportation Charge 43.00  
 Discount -21.50  
 Fuel Surcharge 0.54  
**Total Charge USD \$22.04**

**MWS RECON 288100 6070 PI Reference Subtotal USD \$22.04**



<b>Invoice Number</b> 9-285-58314	<b>Invoice Date</b> Aug 05, 2009	<b>Account Number</b> 0606-2634-0	Page 8 of 12
--------------------------------------	-------------------------------------	--------------------------------------	-----------------

Tracking ID: 797805098830 continued

FedEx Use 00000000/0001349/\_ **Total Charge** USD **\$40.47**

**Picked up: Jul 29, 2009** **Cust. Ref.: 0500** **Ref.#2:**  
**Payer: Shipper** **Ref.#3:**

- Fuel Surcharge - FedEx has applied a fuel surcharge of 2.50% to this shipment.
- Distance Based Pricing, Zone 5
- FedEx has audited this shipment for correct packages, weight, and service. Any changes made are reflected in the invoice amount.
- We calculated your charges based on a dimensional weight of 11.0 lbs., 19" x 13" x 8", divided by 194.

<b>Automation</b> INET	<b>Sender</b>	<b>Recipient</b>	
<b>Tracking ID</b> 797805108341	Rodney Simmons	Bruce Haas	
<b>Service Type</b> FedEx Standard Overnight	Utilities, Inc.	Carolina Water Service, SC	
<b>Package Type</b> Customer Packaging	2335 Sanders Rd	110 QUEEN PKWY	
<b>Zone</b> 05	NORTHBROOK IL 60062 US	WEST COLUMBIA SC 29169 US	
<b>Packages</b> 1			
<b>Actual Weight</b> 6.0 lbs, 2.7 kgs			
<b>Rated Weight</b> 11.0 lbs, 5.0 kgs			
<b>Delivered</b> Jul 30, 2009 13:05	<b>Transportation Charge</b>		66.45
<b>Svc Area</b> A1	<b>Fuel Surcharge</b>		0.83
<b>Signed by</b> W.RODGERS	<b>Discount</b>		-33.23
FedEx Use 00000000/0001349/_	<b>Total Charge</b>	USD	<b>\$34.05</b>

**Picked up: Jul 30, 2009** **Cust. Ref.: 0500** **Ref.#2:**  
**Payer: Shipper** **Ref.#3:**

- Fuel Surcharge - FedEx has applied a fuel surcharge of 2.50% to this shipment.
- Distance Based Pricing, Zone 4

<b>Automation</b> INET	<b>Sender</b>	<b>Recipient</b>	
<b>Tracking ID</b> 796818554091	Rodney Simmons	Donna Stegall	
<b>Service Type</b> FedEx Standard Overnight	Utilities, Inc.	Carolina Water Service - Charl	
<b>Package Type</b> Customer Packaging	2335 Sanders Rd	5701 WESTPARK DR STE 101	
<b>Zone</b> 04	NORTHBROOK IL 60062 US	CHARLOTTE NC 28217 US	
<b>Packages</b> 1			
<b>Rated Weight</b> 11.0 lbs, 5.0 kgs			
<b>Delivered</b> Jul 31, 2009 12:25	<b>Transportation Charge</b>		59.85
<b>Svc Area</b> A1	<b>Discount</b>		-29.93
<b>Signed by</b> V.STINSON	<b>Fuel Surcharge</b>		0.75
FedEx Use 00000000/0001327/_	<b>Total Charge</b>	USD	<b>\$30.67</b>

**Picked up: Jul 30, 2009** **Cust. Ref.: 0500** **Ref.#2:**  
**Payer: Shipper** **Ref.#3:**

- Fuel Surcharge - FedEx has applied a fuel surcharge of 2.50% to this shipment.
- Distance Based Pricing, Zone 4

<b>Automation</b> INET	<b>Sender</b>	<b>Recipient</b>	
<b>Tracking ID</b> 796819264425	Rodney Simmons	Harshan Patel	
<b>Service Type</b> FedEx Standard Overnight	Utilities, Inc.	Carolina Water Service - Charl	
<b>Package Type</b> Customer Packaging	2335 Sanders Rd	5701 WESTPARK DR STE 101	
<b>Zone</b> 04	NORTHBROOK IL 60062 US	CHARLOTTE NC 28217 US	
<b>Packages</b> 1			
<b>Rated Weight</b> 10.0 lbs, 4.5 kgs			
<b>Delivered</b> Jul 31, 2009 12:25	<b>Transportation Charge</b>		56.85
<b>Svc Area</b> A1	<b>Discount</b>		-28.43
<b>Signed by</b> V.STINSON	<b>Fuel Surcharge</b>		0.71
FedEx Use 00000000/0001327/_	<b>Total Charge</b>	USD	<b>\$29.13</b>

**0500 Reference Subtotal** USD **\$182.93**





<b>Invoice Number</b> 9-285-58314	<b>Invoice Date</b> Aug 05, 2009	<b>Account Number</b> 0606-2634-0	Page 6 of 12
--------------------------------------	-------------------------------------	--------------------------------------	-----------------

Tracking ID: 796814911245 continued

<b>Rated Weight</b>	2.0 lbs, 0.9 kgs		
<b>Delivered</b>	Jul 30, 2009 14:14	<b>Transportation Charge</b>	13.95
<b>Svc Area</b>	A2	<b>Discount</b>	-6.98
<b>Signed by</b>	J.CASTILLO	<b>Fuel Surcharge</b>	0.17
<b>FedEx Use</b>	00000000/0000200/_	<b>Total Charge</b>	<b>USD \$7.14</b>

**0049 Reference Subtotal USD \$7.14**

**Picked up: Jul 28, 2009**      **Cust. Ref.: 0140**      **Ref.#2:**  
**Payer: Shipper**      **Ref.#3:**

- Fuel Surcharge - FedEx has applied a fuel surcharge of 2.50% to this shipment.
- Distance Based Pricing, Zone 7

<b>Automation</b>	INET	<b>Sender</b>	<b>Recipient</b>
<b>Tracking ID</b>	796814050055	Rodney Simmons	Mark Windholz
<b>Service Type</b>	FedEx Priority Overnight	Utilities, Inc.	Utilities, Inc of Central Neva
<b>Package Type</b>	Customer Packaging	2335 Sanders Rd	1240 E. State Street
<b>Zone</b>	07	NORTHBROOK IL 60062 US	PAHRUMP NV 89048 US
<b>Packages</b>	1		
<b>Rated Weight</b>	11.0 lbs, 5.0 kgs	<b>Transportation Charge</b>	85.70
<b>Delivered</b>	Jul 29, 2009 11:14	<b>Discount</b>	-42.85
<b>Svc Area</b>	PM	<b>Fuel Surcharge</b>	1.11
<b>Signed by</b>	P.CAMPBELL	<b>Delivery Area Surcharge-Commercial</b>	1.60
<b>FedEx Use</b>	00000000/0001596/_	<b>Total Charge</b>	<b>USD \$45.56</b>

**Picked up: Jul 30, 2009**      **Cust. Ref.: 0140**      **Ref.#2:**  
**Payer: Shipper**      **Ref.#3:**

- Fuel Surcharge - FedEx has applied a fuel surcharge of 2.50% to this shipment.
- Distance Based Pricing, Zone 7

<b>Automation</b>	INET	<b>Sender</b>	<b>Recipient</b>
<b>Tracking ID</b>	796818694639	Rodney Simmons	Wendy Barnett
<b>Service Type</b>	FedEx 2Day	Utilities, Inc.	Utilities, Inc of Central Neva
<b>Package Type</b>	Customer Packaging	2335 Sanders Rd	1240 E. State Street
<b>Zone</b>	07	NORTHBROOK IL 60062 US	PAHRUMP NV 89048 US
<b>Packages</b>	1		
<b>Rated Weight</b>	2.0 lbs, 0.9 kgs	<b>Transportation Charge</b>	18.10
<b>Delivered</b>	Aug 03, 2009 11:35	<b>Delivery Area Surcharge-Commercial</b>	1.60
<b>Svc Area</b>	PM	<b>Discount</b>	-7.60
<b>Signed by</b>	P.CAMPBELL	<b>Fuel Surcharge</b>	0.30
<b>FedEx Use</b>	00000000/0006090/_	<b>Total Charge</b>	<b>USD \$12.40</b>

**0140 Reference Subtotal USD \$57.96**

**Picked up: Jul 31, 2009**      **Cust. Ref.: 0215**      **Ref.#2:**  
**Payer: Shipper**      **Ref.#3:**

- Fuel Surcharge - FedEx has applied a fuel surcharge of 2.50% to this shipment.
- Distance Based Pricing, Zone 4
- FedEx has audited this shipment for correct packages, weight, and service. Any changes made are reflected in the invoice amount.
- We calculated your charges based on a dimensional weight of 4.0 lbs., 12" x 8" x 7", divided by 194.

<b>Automation</b>	INET	<b>Sender</b>	<b>Recipient</b>
<b>Tracking ID</b>	797812618006	Rodney Simmons	Doug McCauley
<b>Service Type</b>	FedEx Standard Overnight	Utilities, Inc.	Maryland Water Services
<b>Package Type</b>	Customer Packaging	2335 Sanders Rd	10351 SOUTHERN MARYLAND BLVD
<b>Zone</b>	04	NORTHBROOK IL 60062 US	DUNKIRK MD 20754 US
<b>Packages</b>	1		
<b>Actual Weight</b>	3.0 lbs, 1.4 kgs		
<b>Rated Weight</b>	4.0 lbs, 1.8 kgs		
<b>Delivered</b>	Aug 03, 2009 12:53	<b>Transportation Charge</b>	38.20
<b>Svc Area</b>	A5	<b>Fuel Surcharge</b>	0.48
<b>Signed by</b>	D.MCCAULEY	<b>Discount</b>	-19.10
<b>FedEx Use</b>	00000000/0001327/_	<b>Total Charge</b>	<b>USD \$19.58</b>

**0215 Reference Subtotal USD \$19.58**







<b>Invoice Number</b> 9-285-58314	<b>Invoice Date</b> Aug 05, 2009	<b>Account Number</b> 0606-2634-0	<b>Page</b> 4 of 12
--------------------------------------	-------------------------------------	--------------------------------------	------------------------

### FedEx Express Shipment Detail By Reference (Original)

**Picked up:** Jul 24, 2009      **Cust. Ref.:** NO REFERENCE INFORMATION      **Ref.#2:**  
**Payer:** Shipper      **Ref.#3:**

- Fuel Surcharge - FedEx has applied a fuel surcharge of 2.50% to this shipment.
- The delivery commitment for FedEx 2Day to residences (including home offices) is 7 P.M. the second business day for A1, A2, AA, A3, A4, A5, A6, AM, PM, and RM service areas.
- Distance Based Pricing, Zone 4
- Package Delivered to Recipient Address - Release Authorized

<b>Automation</b>	USAB	<b>Sender</b>	<b>Recipient</b>	
Tracking ID	869645156182	JANICE HARRELL	NICHOLAS HEARD	
Service Type	FedEx 2Day	UTILITIES INC	-	
Package Type	FedEx Envelope	2335 SANDERS RD	1565 OAK RIDGE DR	
Zone	04	NORTHBROOK IL 60062-6196 US	SALISBURY NC 28146 US	
Packages	1			
Rated Weight	N/A	Transportation Charge		11.05
Delivered	Jul 28, 2009 10:59	Residential Delivery		2.40
Svc Area	A3	Discount		-4.64
Signed by	see above	Fuel Surcharge		0.22
FedEx Use	020517578/0001110/02	<b>Total Charge</b>	<b>USD</b>	<b>\$9.03</b>

**Picked up:** Jul 24, 2009      **Cust. Ref.:** NO REFERENCE INFORMATION      **Ref.#2:**  
**Payer:** Shipper      **Ref.#3:**

- Fuel Surcharge - FedEx has applied a fuel surcharge of 2.50% to this shipment.
- The delivery commitment for FedEx 2Day to residences (including home offices) is 7 P.M. the second business day for A1, A2, AA, A3, A4, A5, A6, AM, PM, and RM service areas.
- Distance Based Pricing, Zone 4
- Package Delivered to Recipient Address - Release Authorized

<b>Automation</b>	USAB	<b>Sender</b>	<b>Recipient</b>	
Tracking ID	869645156193	JANICE HARRELL	JESSE BOGER	
Service Type	FedEx 2Day	UTILITIES INC	-	
Package Type	FedEx Envelope	2335 SANDERS RD	3120 PATRICK HENRY DR APT F	
Zone	04	NORTHBROOK IL 60062-6196 US	CONCORD NC 28027 US	
Packages	1			
Rated Weight	N/A	Transportation Charge		11.05
Delivered	Jul 28, 2009 12:19	Discount		-4.64
Svc Area	A2	Residential Delivery		2.40
Signed by	see above	Fuel Surcharge		0.22
FedEx Use	020517578/0001110/02	<b>Total Charge</b>	<b>USD</b>	<b>\$9.03</b>

**Picked up:** Jul 29, 2009      **Cust. Ref.:** NO REFERENCE INFORMATION      **Ref.#2:**  
**Payer:** Shipper      **Ref.#3:**

- Fuel Surcharge - FedEx has applied a fuel surcharge of 2.50% to this shipment.
- Distance Based Pricing, Zone 5

<b>Automation</b>	USAB	<b>Sender</b>	<b>Recipient</b>	
Tracking ID	869645156150	J STEOVER / L STONE	KYLE L KOMPER	
Service Type	FedEx Standard Overnight	UTILITIES INC	ROSE SUNDSSTOM & BENTLEY LLP	
Package Type	FedEx Envelope	2335 SANDERS RD	2548 BLAIRSTONE PINES DR	
Zone	05	NORTHBROOK IL 60062-6196 US	TALLAHASSEE FL 32301 US	
Packages	1			
Rated Weight	N/A	Transportation Charge		21.05
Delivered	Jul 30, 2009 12:08	Fuel Surcharge		0.26
Svc Area	A2	Discount		-10.53
Signed by	C.EASDM	<b>Total Charge</b>	<b>USD</b>	<b>\$10.78</b>
FedEx Use	021016859/0000233/_			





<b>Invoice Number</b> 9-293-29153	<b>Invoice Date</b> Aug 12, 2009	<b>Account Number</b> 4072-8604-9	Page 1 of 3
--------------------------------------	-------------------------------------	--------------------------------------	----------------

FedEx Tax ID: 71-0427007

**Billing Address:**  
 UTILITIES INC  
 ATTN: ACCTS PAYABLE  
 2335 SANDERS RD  
 NORTHBROOK IL 60062-6196

**Shipping Address:**  
 UTILITIES, INC.-REGULATORY  
 2335 SANDERS RD  
 NORTHBROOK IL 60062-6196

Batch: 62575  
 188095

**Invoice Questions?**  
**Contact FedEx Revenue Services**  
 Phone: (800) 622-1147 M-Sa 7-6 (CST)  
 Fax: (800) 548-3020  
 Internet: www.fedex.com

**Invoice Summary Aug 12, 2009**

**FedEx Express Services**

Transportation Charges		21.20
Base Discount		-10.60
Special Handling Charges		10.69
Total Charges	USD	\$21.29
<b>TOTAL THIS INVOICE</b>	<b>USD</b>	<b>\$21.29</b>

You saved \$10.60 in discounts this period!

Other discounts may apply.

RECEIVED  
 AUG 18 2009  
 BY: \_\_\_\_\_

AUG 18 2009



To ensure proper credit, please return this portion with your payment to FedEx. Please do not staple or fold. Please make check payable to FedEx.

For change of address, check here and complete form on reverse side.

<b>Invoice Number</b> 9-293-29153	<b>Account Number</b> 4072-8604-9	<b>Amount Due</b> USD \$21.29
--------------------------------------	--------------------------------------	----------------------------------

**Remittance Advice**

**Your payment is due by Aug 27, 2009**

407286049293291531900000212951

UTILITIES INC  
 ATTN: ACCTS PAYABLE  
 2335 SANDERS RD  
 NORTHBROOK IL 60062-6196



FedEx  
 P.O. Box 94515  
 PALATINE IL 60094-4515



99327240084366



<b>Invoice Number</b>
9-293-29153

<b>Invoice Date</b>
Aug 12, 2009

<b>Account Number</b>
4072-8604-9

**FedEx Express Shipment Detail By Payor Type (Original)**

<b>Picked up:</b> Aug 06, 2009	<b>Cust. Ref.:</b> 2010156	<b>Ref.#2:</b>
<b>Payor:</b> Third Party	<b>Ref.#3:</b>	

- Fuel Surcharge - FedEx has applied a fuel surcharge of 6.50% to this shipment.
- Distance Based Pricing, Zone 6
- 1st attempt Aug 07, 2009 at 07:57 AM.
- Original address - 2025 SW AVE STE 110, 33145

Automation	USAB	Sender	Recipient	
Tracking ID	869645156962	KIRSLIN WEEKS	MARIA BRARO	
Service Type	FedEx Standard Overnight	UTILITIES INC	-	
Package Type	FedEx Envelope	2335 SANDERS RD	2025 SW 32 AVE	
Zone	06	NORTHBROOK IL 60062-6196 US	MIAMI FL 33145 US	
Packages	1			
Rated Weight	N/A	Transportation Charge		21.20
Delivered	Aug 07, 2009 11:27	Address Correction		10.00
Svc Area	A2	Discount		-10.60
Signed by	S.CASTILLO	Fuel Surcharge		0.69
FedEx Use	021809547/0000244/_	<b>Total Charge</b>	<b>USD</b>	<b>\$21.29</b>

<b>Third Party Subtotal</b>	<b>USD</b>	<b>\$21.29</b>
<b>Total FedEx Express</b>	<b>USD</b>	<b>\$21.29</b>



3009745

Batch 63061

**UTILITIES, INC.**

**BUSINESS EXPENSE REPORT**

Page 1

Doc 190219

Name: John Hoy

From: 04/01/09 To: 06/30/09

Business Unit: 102107

Date	Amount			Paid To	Description of Expense or Activity, Persons Involved	G/L Code
	Meals	Travel	Other			
					<b>General Expenses</b>	
5/28/09	138.99			Yardhouse	Dinner; JW,KW,JH; FL ratecase planning	2010156
<b>Totals</b>	\$ 138.99	\$ -	\$ -	\$ 138.99	<b>Grand Total</b>	

AUG 24 2009

RECEIVED  
AUG 25 2009  
BY: \_\_\_\_\_

Signature: [Handwritten Signature]

Date: 8/25/09

Approved: \_\_\_\_\_ Date: \_\_\_\_\_



# UTILITIES, INC.

## BUSINESS EXPENSE REPORT

### Summary

Name: John Hoy  
Business Unit: 102107

From: 04/01/09 To: 06/30/09


General Expenses  
NARUC Accounting Committee Mtg - Phoenix  
UI Board Meeting - New York  
UIN Pre-filing Mtg w/ PSC Staff - Carson City  
SEARUC Conference - Charleston, SC

From: 04/01/09 To: 06/30/09  
~~From: 05/05/09 To: 05/06/09~~  
~~From: 05/19/09 To: 05/20/09~~  
~~From: 06/03/09 To: 06/05/09~~  
~~From: 06/20/09 To: 06/24/09~~

Page 1 \$ 138.99  
~~Page 2 \$ 788.56~~  
~~Page 3 \$ 1,489.73~~  
~~Page 4 \$ 1,639.70~~  
~~Page 5 \$ 1,521.05~~

\$ -5,578.03

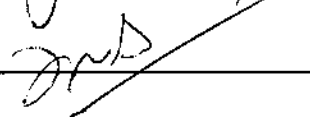
Signature: \_\_\_\_\_



Date: \_\_\_\_\_

8/25/09

Approved: \_\_\_\_\_



Date: \_\_\_\_\_

FedEx 3000067

<b>Invoice Number</b> 9-317-20120	<b>Invoice Date</b> Sep 02, 2009	<b>Account Number</b> 0606-2634-0	Page 1 of 10
--------------------------------------	-------------------------------------	--------------------------------------	-----------------

FedEx Tax ID: 0427007 64000

**Billing Address:**  
 UTILITIES INC  
 ATTN: ACCTS PAYABLE  
 2335 SANDERS RD  
 NORTHBROOK IL 60062-6196

**Shipping Address:**  
 UTILITIES INC  
 2335 SANDERS RD  
 NORTHBROOK IL 60062-6196

Doc 193262

**Invoice Questions?**  
**Contact FedEx Revenue Services**  
 Phone: (800) 622-1147 M-Sa 7-6 (CST)  
 Fax: (800) 548-3020  
 Internet: www.fedex.com

**Invoice Summary Sep 02, 2009**

<b>FedEx Express Services</b>			
Transportation Charges			653.40
Base Discount			-323.68
Special Handling Charges			83.00
Total Charges	USD		\$412.72
<b>FedEx Ground Services</b>			
Transportation Charges			20.88
Other Handling Charges			13.72
Performance Pricing Discount			-0.55
Total Charges	USD		\$34.05
<b>TOTAL THIS INVOICE</b>	<b>USD</b>		<b>\$446.77</b>

You saved \$324.23 in discounts this period!

Other discounts may apply.

RECEIVED  
 SEP - 4 2009  
 BY: \_\_\_\_\_



To ensure proper credit, please return this portion with your payment to FedEx.  
 Please do not staple or fold. Please make check payable to FedEx.  
 For change of address, check here and complete form on reverse side.

<b>Invoice Number</b> 9-317-20120	<b>Account Number</b> 0606-2634-0	<b>Amount Due</b> USD \$446.77
--------------------------------------	--------------------------------------	-----------------------------------

**Remittance Advice**  
**Your payment is due by Sep 17, 2009**

060626349317201201800004467730

AV 02 000787 10554 B 4 D\*\*5DGT  
 UTILITIES INC  
 ATTN: ACCTS PAYABLE  
 2335 SANDERS RD  
 NORTHBROOK IL 60062-6196

FedEx  
 P.O. Box 94515  
 PALATINE IL 60094-4515







Invoice Number

9-317-20120'

Invoice Date

Sep 02, 2009

Account Number

0606-2634-0

Adjustment Request
Fax to (800) 548-3020

Use this form to fax requests for adjustments due to the reasons indicated below. Requests for adjustments due to other reasons, including service failures, should be submitted by going to www.fedex.com or calling 800.622.1147. Please use multiple forms for additional requests.

Please complete all fields in black ink.

Requestor Name [ ] Date [ ] / [ ] / [ ]

Phone [ ] - [ ] - [ ] Fax # [ ] - [ ] - [ ]

E-mail Address [ ] Yes, I want to update account contact with the above information.

Table with 3 columns: Tracking Number, Bill to Account, \$ Amount. Each column has 5 rows of input boxes.

- ADR - Address Correction, DVC - Declared Value, IAN - Invalid Acct #, INW - Incorrect Weight, INS - Incorrect Service, OCF - Grd Pick-up Fee, OCS - Exp Pick-up Fee, OVS - Oversize Surcharge, RSU - Residential Delivery, PND - Pwrshp Not Delivered, SDR - Saturday Delivery. For all Service failures or other surcharges please use our web site www.fedex.com or call (800) 622-1147

Table with 4 columns: Tracking Number, Code, \$ Amount, Rerate information only (round to nearest inch). Rerate column has sub-columns LBS, L, W, H. Each row has input boxes.

Check all that apply. Shipping Address (Physical Address) and Billing Address Only/Billing Same As Shipping Address. Fields include Company, Address, Dept, Floor, City, State, Zip Code, Phone, Fax #.



<b>Invoice Number</b> 9-317-20120
--------------------------------------

<b>Invoice Date</b> Sep 02, 2009
-------------------------------------

<b>Account Number</b> 0606-2634-0
--------------------------------------

### FedEx Express Shipment Summary By Reference

#### FedEx Express Shipments (Original)

Reference	Shipments	Rated Weight lbs	Transportation Charges	Special Handling Charges	Ret Chg/Tax Credits/Other	Discounts	Total Charges
NO REFERENCE INFORMATION	8	33.0	206.25	40.56		-100.08	146.73
0140	1	10.0	80.95	4.33		-40.48	44.80
0225	2	8.0	76.40	5.90		-38.20	44.10
0270	1	11.0	75.30	7.56		-37.65	45.21
0600	3	19.0	150.15	4.88		-75.09	79.94
2010156 2908 00901	2		42.40	13.94		-21.20	35.14
WSC	1		21.95	5.83		-10.98	16.80
<b>Total FedEx Express</b>	<b>18</b>	<b>81.0</b>	<b>\$653.40</b>	<b>\$83.00</b>		<b>\$323.68</b>	<b>\$412.72</b>

### FedEx Ground Shipment Summary By Reference

#### FedEx Ground Shipments (Original)

Reference	Shipments	Rated Weight lbs	Transportation Charges	Other Handling Charges	Ret Chg/Tax Credits/Other	Discounts	Total Charges
NO REFERENCE INFORMATION	1	4	4.82	0.17			4.99
0500	1	1	4.82	0.17		-0.10	4.89
0600	1	4	6.23	0.21		-0.25	6.19
Qtrly Rpts	1	1	5.01	0.17		-0.20	4.98
<b>Total</b>	<b>4</b>	<b>10</b>	<b>\$20.88</b>	<b>\$0.72</b>		<b>-\$0.55</b>	<b>\$21.05</b>

#### FedEx Ground Miscellaneous Charges


	Date	Quantity	Zip Code	Other Handling Charges	Ret Chg/Tax Credits/Other	Discounts	Total Charges
Weekly Service Chg	08/28			13.00			13.00
<b>Total</b>				<b>\$13.00</b>			<b>\$13.00</b>

	Shipments	Rated Weight lbs	Transportation Charges	Other Handling Charges	Ret Chg/Tax Credits/Other	Discounts	Total Charges
<b>Total FedEx Ground</b>	<b>4</b>	<b>10</b>	<b>\$20.88</b>	<b>\$13.72</b>		<b>-\$0.55</b>	<b>\$34.05</b>

**Total This Invoice**

**USD**

**\$446.77**





<b>Invoice Number</b> 9-317-20120	<b>Invoice Date</b> Sep 02, 2009	<b>Account Number</b> 0606-2634-0	<b>Page</b> 4 of 10
--------------------------------------	-------------------------------------	--------------------------------------	------------------------

### FedEx Express Shipment Detail By Reference (Original)

**Picked up:** Aug 17, 2009      **Cust. Ref.:** NO REFERENCE INFORMATION      **Ref.#2:**  
**Payor:** Shipper      **Ref.#3:**

- Fuel Surcharge - FedEx has applied a fuel surcharge of 6.50% to this shipment.
- The required information to bill you for this shipment was not received electronically by FedEx. Please be sure you know and always follow the correct shipping procedures as outlined in the FedEx Service Guide or online at fedex.com/service information.
- Distance Based Pricing, Zone 5
- FedEx has audited this shipment for correct packages, weight, and service. Any changes made are reflected in the invoice amount.
- We calculated your charges based on a dimensional weight of 11.0 lbs., 17" x 17" x 7", divided by 194.

<b>Automation</b>	INET	<b>Sender</b>	<b>Recipient</b>	
<b>Tracking ID</b>	797755518301	Rodney Simmons	Richard Lewis	
<b>Service Type</b>	FedEx Priority Overnight	Utilities, Inc.	Montague Water Company	
<b>Package Type</b>	Customer Packaging	2335 Sanders Rd	266 CLOVE RD # 204	
<b>Zone</b>	05	NORTHBROOK IL 60062 US	MONTAGUE NJ 07827 US	
<b>Packages</b>	1			
<b>Actual Weight</b>	9.0 lbs, 4.1 kgs			
<b>Rated Weight</b>	11.0 lbs, 5.0 kgs	Transportation Charge		75.30
<b>Delivered</b>	Aug 18, 2009 13:23	Delivery Area Surcharge-Commercial		1.60
<b>Svc Area</b>	A5	Fuel Surcharge		2.55
<b>Signed by</b>	J.LEWIS	Discount		-37.65
<b>FedEx Use</b>	00000000/0001552/_	<b>Total Charge</b>	<b>USD</b>	<b>\$41.80</b>

**Picked up:** Aug 24, 2009      **Cust. Ref.:** NO REFERENCE INFORMATION      **Ref.#2:**  
**Payor:** Shipper      **Ref.#3:**

- Fuel Surcharge - FedEx has applied a fuel surcharge of 6.50% to this shipment.
- Distance Based Pricing, Zone 5
- 1st attempt Aug 25, 2009 at 08:26 AM.
- Original address - 100 E SERVICE RD HWY 190/, 70434

<b>Automation</b>	USAB	<b>Sender</b>	<b>Recipient</b>	
<b>Tracking ID</b>	861995916561	J STOVER/L STONE	WAYNE BURAS	
<b>Service Type</b>	FedEx Priority Overnight	UTILITIES INC	JONES FURRELL L L P	
<b>Package Type</b>	FedEx Envelope	2335 SANDERS RD	1001 EAST HWY 190 S RD STE 103	
<b>Zone</b>	05	NORTHBROOK IL 60062-6196 US	COVINGTON LA 70433 US	
<b>Packages</b>	1			
<b>Rated Weight</b>	1.0 lbs, 0.5 kgs	Transportation Charge		23.15
<b>Delivered</b>	Aug 25, 2009 08:42	Discount		-11.58
<b>Svc Area</b>	A2	Address Correction		10.00
<b>Signed by</b>	S.SCOTT	Fuel Surcharge		0.75
<b>FedEx Use</b>	023618345/0000219/_	<b>Total Charge</b>	<b>USD</b>	<b>\$22.32</b>

**Picked up:** Aug 25, 2009      **Cust. Ref.:** NO REFERENCE INFORMATION      **Ref.#2:**  
**Payor:** Shipper      **Ref.#3:**

- Fuel Surcharge - FedEx has applied a fuel surcharge of 6.50% to this shipment.
- Distance Based Pricing, Zone 2
- FedEx has audited this shipment for correct packages, weight, and service. Any changes made are reflected in the invoice amount.
- We calculated your charges based on a dimensional weight of 8.0 lbs., 15" x 11" x 9", divided by 194.

<b>Automation</b>	INET	<b>Sender</b>	<b>Recipient</b>	
<b>Tracking ID</b>	796890613451	Rodney Simmons	Randy Varas	
<b>Service Type</b>	FedEx Standard Overnight	Utilities, Inc.	Northern Properties	
<b>Package Type</b>	Customer Packaging	2335 Sanders Rd	5509 Highland Drive	
<b>Zone</b>	02	NORTHBROOK IL 60062 US	MCHENRY IL 00050 US	
<b>Packages</b>	1			
<b>Actual Weight</b>	3.0 lbs, 1.4 kgs			
<b>Rated Weight</b>	8.0 lbs, 3.6 kgs	Transportation Charge		23.15
<b>Delivered</b>	Aug 26, 2009 14:36	Fuel Surcharge		0.75
<b>Svc Area</b>	A2	Discount		-11.58
<b>Signed by</b>	KFIGOURA	<b>Total Charge</b>	<b>USD</b>	<b>\$12.32</b>
<b>FedEx Use</b>	00000000/0001283/_			





<b>Invoice Number</b> 9-317-20120	<b>Invoice Date</b> Sep 02, 2009	<b>Account Number</b> 0606-2634-0	Page 5 of 10
--------------------------------------	-------------------------------------	--------------------------------------	-----------------

**Picked up:** Aug 25, 2009      **Cust. Ref.:** NO REFERENCE INFORMATION      **Ref.#2:**  
**Payor:** Shipper      **Ref.#3:**

- Fuel Surcharge - FedEx has applied a fuel surcharge of 6.50% to this shipment.
- Distance Based Pricing, Zone 3
- Package Delivered to Recipient Address - Release Authorized

<b>Automation</b>	USAB	<b>Sender</b>	<b>Recipient</b>	
Tracking ID	861995916572	L SCHUMACHER	JULIE NELSON	
Service Type	FedEx Express Saver	UTILITIES INC	3775 TIMBERLINE DR	
Package Type	FedEx Envelope	2335 SANDERS RD	WEST DES MOINES IA 50265 US	
Zone	03	NORTHBROOK IL 60062-6196 US		
Packages	1			
Rated Weight	N/A	Transportation Charge		9.65
Delivered	Aug 27, 2009 12:18	Discount		-4.05
Svc Area	A1	Residential Delivery		2.40
Signed by	see above	Fuel Surcharge		0.52
FedEx Use	023713220/000830/02	<b>Total Charge</b>	<b>USD</b>	<b>\$8.52</b>

**Picked up:** Aug 26, 2009      **Cust. Ref.:** NO REFERENCE INFORMATION      **Ref.#2:**  
**Payor:** Shipper      **Ref.#3:**

- Fuel Surcharge - FedEx has applied a fuel surcharge of 6.50% to this shipment.
- Distance Based Pricing, Zone 2

<b>Automation</b>	INET	<b>Sender</b>	<b>Recipient</b>	
Tracking ID	796895170154	Rodney Simmons	Charles Alexander	
Service Type	FedEx 2Day	Utilities, Inc.	Twin Lakes Utilities	
Package Type	Customer Packaging	2335 Sanders Rd	10996 FOUR SEASONS PL STE 100G	
Zone	02	NORTHBROOK IL 60062 US	CRDWN POINT IN 46307 US	
Packages	1			
Rated Weight	13.0 lbs, 5.9 kgs	Transportation Charge		16.45
Declared Value	USD 2,200.00	Direct Signature		0.00
Delivered	Aug 28, 2009 13:25	Declared Value Charge		14.30
Svc Area	AA	Fuel Surcharge		0.62
Signed by	P.RONNING	Discount		-6.91
FedEx Use	00000000/0005980/_	<b>Total Charge</b>	<b>USD</b>	<b>\$24.46</b>

**Picked up:** Aug 26, 2009      **Cust. Ref.:** NO REFERENCE INFORMATION      **Ref.#2:**  
**Payor:** Shipper      **Ref.#3:**

- Fuel Surcharge - FedEx has applied a fuel surcharge of 6.50% to this shipment.
- Distance Based Pricing, Zone 5

<b>Automation</b>	USAB	<b>Sender</b>	<b>Recipient</b>	
Tracking ID	861995916583	S STDVER	MARK HUBBARD	
Service Type	FedEx Priority Overnight	UTILITIES INC	NORTH CAROLINA DIVISON OF WA	
Package Type	FedEx Envelope	2335 SANDERS RD	1633 MAILSERVICE CENTER	
Zone	05	NORTHBROOK IL 60062-6196 US	RALEIGH NC 27699 US	
Packages	1			
Rated Weight	N/A	Transportation Charge		23.15
Delivered	Aug 27, 2009 09:50	Fuel Surcharge		0.75
Svc Area	A2	Discount		-11.58
Signed by	G.WILLIS	<b>Total Charge</b>	<b>USD</b>	<b>\$12.32</b>
FedEx Use	023816724/0000219/_			

**Picked up:** Aug 27, 2009      **Cust. Ref.:** NO REFERENCE INFORMATION      **Ref.#2:**  
**Payor:** Shipper      **Ref.#3:**

- Fuel Surcharge - FedEx has applied a fuel surcharge of 6.50% to this shipment.
- Distance Based Pricing, Zone 5

<b>Automation</b>	USAB	<b>Sender</b>	<b>Recipient</b>	
Tracking ID	869645155131	SAM GOMEZ	SCP DISTRIBUTORS LLC	
Service Type	FedEx Priority Overnight	UTILITIES INC	21476 MARIDN LN	
Package Type	FedEx Envelope	2335 SANDERS RD	MANDEVILLE LA 70471 US	
Zone	05	NORTHBROOK IL 60062-6196 US		
Packages	1			
Rated Weight	N/A	Transportation Charge		23.15
Delivered	Aug 28, 2009 09:20	Fuel Surcharge		0.75
Svc Area	A2	Discount		-11.58
Signed by	B.BAYS	<b>Total Charge</b>	<b>USD</b>	<b>\$12.32</b>
FedEx Use	023917741/0000219/_			



<b>Invoice Number</b> 9-317-20120	<b>Invoice Date</b> Sep 02, 2009	<b>Account Number</b> 0606-2634-0	Page 6 of 10
--------------------------------------	-------------------------------------	--------------------------------------	-----------------

**Picked up:** Aug 27, 2009      **Cust. Ref.:** NO REFERENCE INFORMATION      **Ref.#2:**  
**Payor:** Shipper      **Ref.#3:**

- Fuel Surcharge - FedEx has applied a fuel surcharge of 6.50% to this shipment.
- The delivery commitment for FedEx 2Day to residences (including home offices) is 7 P.M. the second business day for A1, A2, AA, A3, A4, A5, A6, AM, PM, and RM service areas.
- Distance Based Pricing, Zone 5
- Package Delivered to Recipient Address - Release Authorized

<b>Automation</b>	USAB	<b>Sender</b>	<b>Recipient</b>	
Tracking ID	869645156300	JANICE HARRELL	JUDY	
Service Type	FedEx 2Day	UTILITIES INC	THE PIPE CONNECTION	
Package Type	FedEx Envelope	2335 SANDERS RD	1507 HILLMON GROVE RD	
Zone	05	NORTHBROOK IL 60062-6196 US	CAMERON NC 28326 US	
Packages	1			
Rated Weight	N/A	Transportation Charge		12.25
Delivered	Aug 31, 2009 10:33	Discount		-5.15
Svc Area	PM	Fuel Surcharge		0.77
Signed by	see above	Delivery Area-Resi		2.40
FedEx Use	023917741/0001111/02	Residential Delivery		2.40
		<b>Total Charge</b>	<b>USD</b>	<b>\$12.67</b>

**NO REFERENCE INFORMATION Reference Subtotal      USD      \$146.73**

**Picked up:** Aug 27, 2009      **Cust. Ref.:** 0140      **Ref.#2:**  
**Payor:** Shipper      **Ref.#3:**

- Fuel Surcharge - FedEx has applied a fuel surcharge of 6.50% to this shipment.
- Distance Based Pricing, Zone 7
- FedEx has audited this shipment for correct packages, weight, and service. Any changes made are reflected in the invoice amount.
- We calculated your charges based on a dimensional weight of 10.0 lbs., 16" x 16" x 7", divided by 194.

<b>Automation</b>	INET	<b>Sender</b>	<b>Recipient</b>	
Tracking ID	797879420607	Rodney Simmons	Utilities, Inc of Central Neva	
Service Type	FedEx Priority Overnight	Utilities, Inc.	Utilities, Inc of Central Neva	
Package Type	Customer Packaging	2335 Sanders Rd	1240 E. State Street	
Zone	07	NORTHBROOK IL 60062 US	PAHRUMP NV 89048 US	
Packages	1			
Actual Weight	8.0 lbs, 3.6 kgs			
Rated Weight	10.0 lbs, 4.5 kgs	Transportation Charge		80.95
Delivered	Aug 28, 2009 11:08	Delivery Area Surcharge-Commercial		1.60
Svc Area	PM	Fuel Surcharge		2.73
Signed by	P.CAMPBELL	Discount		-40.48
FedEx Use	00000000/0001596/_	<b>Total Charge</b>	<b>USD</b>	<b>\$44.80</b>

**0140 Reference Subtotal      USD      \$44.80**

**Picked up:** Aug 25, 2009      **Cust. Ref.:** 0225      **Ref.#2:**  
**Payor:** Shipper      **Ref.#3:**

- Fuel Surcharge - FedEx has applied a fuel surcharge of 6.50% to this shipment.
- Distance Based Pricing, Zone 4
- FedEx has audited this shipment for correct packages, weight, and service. Any changes made are reflected in the invoice amount.
- We calculated your charges based on a dimensional weight of 4.0 lbs., 12" x 8" x 7", divided by 194.

<b>Automation</b>	INET	<b>Sender</b>	<b>Recipient</b>	
Tracking ID	796888719562	Rodney Simmons	Dennis Mitchell	
Service Type	FedEx Standard Overnight	Utilities, Inc.	Massanutten Public Service Cor	
Package Type	Customer Packaging	2335 Sanders Rd	1550 RESORT DR	
Zone	04	NORTHBROOK IL 60062 US	MC GAHEYSVILLE VA 22840 US	
Packages	1			
Actual Weight	3.0 lbs, 1.4 kgs			
Rated Weight	4.0 lbs, 1.8 kgs	Transportation Charge		38.20
Delivered	Aug 26, 2009 12:17	Delivery Area Surcharge-Commercial		1.60
Svc Area	AM	Fuel Surcharge		1.35
Signed by	L.HOUGH	Discount		-19.10
FedEx Use	00000000/0001327/_	<b>Total Charge</b>	<b>USD</b>	<b>\$22.05</b>



**Invoice Number**

9-317-20120

**Invoice Date**

Sep 02, 2009

**Account Number**

0606-2634-0

Page  
7 of 10**Picked up:** Aug 29, 2009**Cust. Ref.:** 0225**Ref.#2:****Payer:** Shipper**Ref.#3:**

- Fuel Surcharge - FedEx has applied a fuel surcharge of 6.50% to this shipment.
- Distance Based Pricing, Zone 4
- FedEx has audited this shipment for correct packages, weight, and service. Any changes made are reflected in the invoice amount.
- We calculated your charges based on a dimensional weight of 4.0 lbs., 12" x 9" x 7", divided by 194.

<b>Automation</b>	INET	<b>Sender</b>	<b>Recipient</b>	
Tracking ID	797889886278	Rodney Simmons	Davie Whorley	
Service Type	FedEx Standard Overnight	Utilities, Inc.	Massanutten Public Service Cor	
Package Type	Customer Packaging	2335 Sanders Rd	1550 RESDRT DR	
Zone	04	NORTHBROOK IL 60062 US	MC GAHEYSVILLE VA 22840 US	
Packages	1			
Actual Weight	3.0 lbs, 1.4 kgs			
Rated Weight	4.0 lbs, 1.8 kgs	Transportation Charge		38.20
Delivered	Aug 31, 2009 12:49	Fuel Surcharge		1.35
Svc Area	AM	Discount		-19.10
Signed by	D.SMILEY	Delivery Area Surcharge-Commercial		1.60
FedEx Use	00000000/0001327/_	<b>Total Charge</b>	<b>USD</b>	<b>\$22.05</b>
<b>0225 Reference Subtotal</b>			<b>USD</b>	<b>\$44.10</b>

**Picked up:** Aug 25, 2009**Cust. Ref.:** 0270**Ref.#2:****Payer:** Shipper**Ref.#3:**

- Fuel Surcharge - FedEx has applied a fuel surcharge of 6.50% to this shipment.
- Distance Based Pricing, Zone 5
- FedEx has audited this shipment for correct packages, weight, and service. Any changes made are reflected in the invoice amount.
- We calculated your charges based on a dimensional weight of 11.0 lbs., 17" x 17" x 7", divided by 194.

<b>Automation</b>	INET	<b>Sender</b>	<b>Recipient</b>	
Tracking ID	796887929209	Rodney Simmons	Richard Lewis	
Service Type	FedEx Priority Overnight	Utilities, Inc.	Montague Water Company	
Package Type	Customer Packaging	2335 Sanders Rd	266 CLOVE RD # 204	
Zone	05	NORTHBROOK IL 60062 US	MONTAGUE NJ 07827 US	
Packages	1			
Actual Weight	9.0 lbs, 4.1 kgs	Transportation Charge		75.30
Rated Weight	11.0 lbs, 5.0 kgs	Residential Delivery		2.40
Delivered	Aug 26, 2009 11:43	Discount		-37.65
Svc Area	A3	Delivery Area-Resi		2.40
Signed by	R.LEWIS	Fuel Surcharge		2.76
FedEx Use	00000000/0001552/_	<b>Total Charge</b>	<b>USD</b>	<b>\$45.21</b>
<b>0270 Reference Subtotal</b>			<b>USD</b>	<b>\$45.21</b>

**Picked up:** Aug 25, 2009**Cust. Ref.:** 0600**Ref.#2:****Payer:** Shipper**Ref.#3:**

- Fuel Surcharge - FedEx has applied a fuel surcharge of 6.50% to this shipment.
- Distance Based Pricing, Zone 5

<b>Automation</b>	INET	<b>Sender</b>	<b>Recipient</b>	
Tracking ID	796888604074	Rodney Simmons	ann	
Service Type	FedEx Standard Overnight	Utilities, Inc.	Utilities, Inc Of Florida	
Package Type	Customer Packaging	2335 Sanders Rd	200 WEATHERSFIELD AVE	
Zone	05	NORTHBROOK IL 60062 US	ALTA MONTE SPRINGS FL 32714 US	
Packages	1			
Rated Weight	11.0 lbs, 5.0 kgs	Transportation Charge		66.45
Delivered	Aug 26, 2009 13:20	Discount		-33.23
Svc Area	A2	Fuel Surcharge		2.16
Signed by	A.RAPONI	<b>Total Charge</b>	<b>USD</b>	<b>\$35.38</b>
FedEx Use	00000000/0001349/_			

**Invoice Number**

9-317-20120

**Invoice Date**

Sep 02, 2009

**Account Number**

0606-2634-0

Page  
8 of 10**Picked up:** Aug 25, 2009**Cust. Ref.:** 0600**Ref.#2:****Payor:** Shipper**Ref.#3:**

- Fuel Surcharge - FedEx has applied a fuel surcharge of 6.50% to this shipment.
- Distance Based Pricing, Zone 5
- FedEx has audited this shipment for correct packages, weight, and service. Any changes made are reflected in the invoice amount.
- We calculated your charges based on a dimensional weight of 3.0 lbs., 9" x 9" x 6", divided by 194.

<b>Automation</b>	INET	<b>Sender</b>	<b>Recipient</b>
<b>Tracking ID</b>	797875963560	Rodney Simmons	Nate Carver
<b>Service Type</b>	FedEx Standard Overnight	Utilities, Inc.	Utilities, Inc Of Florida
<b>Package Type</b>	Customer Packaging	2335 Sanders Rd	200 WEATHERSFIELD AVE
<b>Zone</b>	05	NORTHBROOK IL 60062 US	ALTAMONTE SPRINGS FL 32714 US
<b>Packages</b>	1		
<b>Actual Weight</b>	1.0 lbs, 0.5 kgs		
<b>Rated Weight</b>	3.0 lbs, 1.4 kgs		
<b>Delivered</b>	Aug 26, 2009 13:20	<b>Transportation Charge</b>	38.35
<b>Svc Area</b>	A2	<b>Fuel Surcharge</b>	1.25
<b>Signed by</b>	A.RAPONI	<b>Discount</b>	-19.18
<b>FedEx Use</b>	00000000/0001349/_	<b>Total Charge</b>	<b>USD \$20.42</b>

**Picked up:** Aug 28, 2009**Cust. Ref.:** 0600**Ref.#2:****Payor:** Shipper**Ref.#3:**

- Fuel Surcharge - FedEx has applied a fuel surcharge of 6.50% to this shipment.
- Distance Based Pricing, Zone 5
- FedEx has audited this shipment for correct packages, weight, and service. Any changes made are reflected in the invoice amount.
- We calculated your charges based on a dimensional weight of 5.0 lbs., 13" x 12" x 6", divided by 194.

<b>Automation</b>	INET	<b>Sender</b>	<b>Recipient</b>
<b>Tracking ID</b>	796900790946	Rodney Simmons	Karen Sasic
<b>Service Type</b>	FedEx Standard Overnight	Utilities, Inc.	Utilities, Inc Of Florida
<b>Package Type</b>	Customer Packaging	2335 Sanders Rd	200 WEATHERSFIELD AVE
<b>Zone</b>	05	NORTHBROOK IL 60062 US	ALTAMONTE SPRINGS FL 32714 US
<b>Packages</b>	1		
<b>Actual Weight</b>	3.0 lbs, 1.4 kgs		
<b>Rated Weight</b>	5.0 lbs, 2.3 kgs		
<b>Delivered</b>	Aug 31, 2009 15:36	<b>Transportation Charge</b>	45.35
<b>Svc Area</b>	A2	<b>Fuel Surcharge</b>	1.47
<b>Signed by</b>	LABBOTT	<b>Discount</b>	-22.68
<b>FedEx Use</b>	00000000/0001349/_	<b>Total Charge</b>	<b>USD \$24.14</b>

**0600 Reference Subtotal USD \$79.94****Picked up:** Aug 19, 2009**Cust. Ref.:** 2010156 2908 00901**Ref.#2:****Payor:** Shipper**Ref.#3:**

- Fuel Surcharge - FedEx has applied a fuel surcharge of 6.50% to this shipment.
- Distance Based Pricing, Zone 6
- Package Delivered to Recipient Address - Release Authorized

<b>Automation</b>	USAB	<b>Sender</b>	<b>Recipient</b>
<b>Tracking ID</b>	869645157167	ERIN POVICH	FRANK SEIDMAN
<b>Service Type</b>	FedEx Standard Overnight	UTILITIES INC	MANAGEMENT & REGULATORY CONSUL
<b>Package Type</b>	FedEx Envelope	2335 SANDERS RD	18444 LOST LAKE WAY
<b>Zone</b>	06	NORTHBROOK IL 60062-6196 US	JUPITER FL 33458 US
<b>Packages</b>	1		
<b>Rated Weight</b>	N/A	<b>Transportation Charge</b>	21.20
<b>Delivered</b>	Aug 20, 2009 11:39	<b>Discount</b>	-10.60
<b>Svc Area</b>	AA	<b>Residential Delivery</b>	2.40
<b>Signed by</b>	see above	<b>Fuel Surcharge</b>	0.85
<b>FedEx Use</b>	023116861/0000244/02	<b>Total Charge</b>	<b>USD \$13.85</b>





<b>Invoice Number</b> 9-317-20120	<b>Invoice Date</b> Sep 02, 2009	<b>Account Number</b> 0606-2634-0	Page 9 of 10
--------------------------------------	-------------------------------------	--------------------------------------	-----------------

**Picked up:** Aug 19, 2009      **Cust. Ref.:** 2010156 2908 00901      **Ref.#2:**  
**Payor:** Shipper      **Ref.#3:**

- Fuel Surcharge - FedEx has applied a fuel surcharge of 6.50% to this shipment.
- Distance Based Pricing, Zone 6

<b>Automation</b>	USAB	<b>Sender</b>	<b>Recipient</b>	
<b>Tracking ID</b>	869645157178	ERIN POVICH	MARIA BRAVO	
<b>Service Type</b>	FedEx Standard Overnight	UTILITIES INC	MILIAN SWAIN & ASSOCIATES	
<b>Package Type</b>	FedEx Envelope	2335 SANDERS RD	2025 SW 32ND AVE	
<b>Zone</b>	06	NORTHBROOK IL 60062-6196 US	MIAMI FL 33145 US	
<b>Packages</b>	1			
<b>Rated Weight</b>	N/A	Transportation Charge		21.20
<b>Delivered</b>	Aug 20, 2009 11:42	Discount		-10.60
<b>Svc Area</b>	A2	Invalid 3rd Party		10.00
<b>Signed by</b>	S.CASTILLO	Fuel Surcharge		0.69
<b>FedEx Use</b>	023116861/0000244/_	<b>Total Charge</b>	<b>USD</b>	<b>\$21.29</b>

**2010156 2908 00901 Reference Subtotal      USD      \$35.14**

**Picked up:** Aug 25, 2009      **Cust. Ref.:** WSC      **Ref.#2:**  
**Payor:** Shipper      **Ref.#3:**

- Fuel Surcharge - FedEx has applied a fuel surcharge of 6.50% to this shipment.
- Distance Based Pricing, Zone 4
- Package Delivered to Recipient Address - Release Authorized

<b>Automation</b>	USAB	<b>Sender</b>	<b>Recipient</b>	
<b>Tracking ID</b>	865423391302	DIANE ARNOUX	KIM BETHEL	
<b>Service Type</b>	FedEx Priority Overnight	UTILITIES INC	12474 NEELY FERRY RD	
<b>Package Type</b>	FedEx Envelope	2335 SANDERS RD	WATERLOO SC 29384 US	
<b>Zone</b>	04	NORTHBROOK IL 60062-6196 US		
<b>Packages</b>	1			
<b>Rated Weight</b>	N/A	Transportation Charge		21.95
<b>Delivered</b>	Aug 26, 2009 12:59	Fuel Surcharge		1.03
<b>Svc Area</b>	PM	Delivery Area-Resi		2.40
<b>Signed by</b>	see above	Residential Delivery		2.40
<b>FedEx Use</b>	023713220/0000208/02	Discount		-10.98
		<b>Total Charge</b>	<b>USD</b>	<b>\$16.80</b>

**WSC Reference Subtotal      USD      \$16.80**

**Total FedEx Express      USD      \$412.72**

**FedEx Ground Shipment Detail By Reference (Original)**

**Pickup Date:** Aug 25, 2009      **Cust. Ref.:** NO REFERENCE INFORMATION      **P.O.#:**  
**Payor:** Shipper      **Dept.#:**

<b>Tracking ID</b>	043 770310013803	<b>Sender</b>	<b>Recipient</b>	Transportation Charge	4.82
<b>Service Type</b>	Ppd, Domestic	UTILITIES INC	STACY FOLZ	Fuel Surcharge	0.17
<b>Zone</b>	02	2335 SANDERS RD	NORTHERN PROPERTIES	<b>Total Charge      USD</b>	<b>\$4.99</b>
<b>Packages</b>	1	NORTHBROOK IL 60062-6196	5509 N HIGHLAND DR		
<b>Rated Weight</b>	4 lbs		MCHENRY IL 60050-855709		
<b>Delivered</b>	Aug 26, 2009				

**NO REFERENCE INFORMATION Reference Subtotal      USD      \$4.99**

**Pickup Date:** Aug 21, 2009      **Cust. Ref.:** 0500      **P.O.#:**  
**Payor:** Shipper      **Dept.#:**

<b>Tracking ID</b>	043 770310013773	<b>Sender</b>	<b>Recipient</b>	Transportation Charge	4.82
<b>Service Type</b>	Ppd, Domestic	UTILITIES INC	DONNA STEGALL	Performance Pricing	-0.10
<b>Zone</b>	04	2335 SANDERS RD	CAROLINA WATER SERVICE - CHARL	Fuel Surcharge	0.17
<b>Packages</b>	1	NORTHBROOK IL 60062-6196	5701 WESTPARK DR	<b>Total Charge      USD</b>	<b>\$4.89</b>
<b>Rated Weight</b>	1 lbs		STE 101		
<b>Delivered</b>	Aug 25, 2009		CHARLOTTE NC 28217-356526		

**0500 Reference Subtotal      USD      \$4.89**





**Invoice Number**  
9-317-20120

**Invoice Date**  
Sep 02, 2009

**Account Number**  
0606-2634-0

**Pickup Date:** Aug 21, 2009  
**Payor:** Shipper  
Tracking ID 043 770310013780  
Service Type Ppd, Domestic  
Zone 05  
Packages 1  
Actual Weight 3.2 lbs  
Rated Weight 4 lbs  
Delivered Aug 26, 2009

**Cust. Ref.:** 0600  
**Dept. #:**  
**Sender**  
UTILITIES INC  
2335 SANDERS RD  
NORTHBROOK IL 60062-6196

**P.O.#:**  
**Recipient**  
ANN  
UTILITIES, INC OF FLORIDA  
200 WEATHERSFIELD AVE  
ALTAMONTE SPRINGS FL 32714-4027

Transportation Charge 6.23  
Performance Pricing -0.25  
Fuel Surcharge 0.21  
**Total Charge USD \$6.19**

**0600 Reference Subtotal USD \$6.19**

**Pickup Date:** Aug 24, 2009  
**Payor:** Shipper  
Tracking ID 043 770310013797  
Service Type Ppd, Domestic  
Zone 05  
Packages 1  
Actual Weight 0.2 lbs  
Rated Weight 1 lbs  
Delivered Aug 26, 2009

**Cust. Ref.:** Qtrly Rpts  
**Dept. #:**  
**Sender**  
UTILITIES INC  
2335 SANDERS RD  
NORTHBROOK IL 60062-6196

**P.O.#:**  
**Recipient**  
Ms. Sonica C. Bruce  
Ms. Sonica C. Bruce  
2540 SHUMARD OAK BLVD  
TALLAHASSEE FL 32399-701940

Transportation Charge 5.01  
Performance Pricing -0.20  
Fuel Surcharge 0.17  
**Total Charge USD \$4.98**

**Qtrly Rpts Reference Subtotal USD \$4.98**

**FedEx Ground Miscellaneous Charges USD \$13.00**  
(see summary section)

**Total FedEx Ground USD \$34.05**



3001118

DS ✓  
JH ✓  
KW ✓ vid items

LAW OFFICES  
**ROSE, SUNDBROM & BENTLEY, LLP**

P.O. BOX 1567  
TALLAHASSEE, FLORIDA 32302-1567

F.E.I.# 59-2783536

(850) 877-6555

PLEASE REFER TO INVOICE NUMBER  
WHEN REMITTING

Batch 64029

UTILITIES, INC  
ATTN: JOHN STOVER  
2335 SANDERS RD  
NORTHBROOK, IL 60062

JULY 13, 2009 Doc 193335  
INVOICE # 40471  
FILE # 30057-00003  
PAGE 1

MATTER: MISCELLANEOUS MATTERS

✓ 6/01/09 MSF	TELEPHONE CONFERENCE WITH UI STAFF REGARDING UPCOMING RATE CASES	1.00	320.00
6/02/09 JRJ WF DN	STATUS CALL WITH CLIENT RE: SALE OF WEDGEFIELD SYSTEM.	.20	64.00
6/02/09 JRJ	STATUS CALL WITH CLIENT.	.20	64.00
✓ 6/02/09 CWM	TELEPHONE CONFERENCE WITH CLIENT REGARDING PSC RULES FOR BACKBILLING WITH AND WITHOUT FAULT ON THE PART OF THE UTILITY; LEGAL RESEARCH REGARDING SAME; DRAFT CORRESPONDENCE TO CLIENT REGARDING APPLICATION OF SAID RULES.	.80	232.00
6/04/09 JRJ	TELEPHONE CONFERENCE WITH MR. LAWSON RE: STATUS OF SALE MATTERS.	.40	128.00
6/04/09 KLK WF DN	WEDGEFIELD: ANALYZE ORDER OF TAKING RE PORTION OF PROPERTY WHERE POWER LINES ARE LOCATED.	.60	174.00
6/08/09 JRJ WF DN	MEETING WITH BRIAN ARMSTRONG RE: UTILITY SALE MATTERS.	.80	256.00
6/09/09 JRJ	STATUS CALL: SEND AND RECEIVE EMAILS RE: SITE VISIT.	.50	160.00
6/09/09 KLK WF DN	WEDGEFIELD: ATTEND WEEKLY DIVESTMENT CONFERENCE CALL.	.10	29.00
6/10/09 JRJ	COORDINATE SITE VISIT.	.20	64.00
✓ 6/12/09 MSF	TELEPHONE CONFERENCE WITH MS. WEEKS WHO TELEPHONED TO DISCUSS UPCOMING RATE CASES	.90	288.00
✓ 6/19/09 CWM	REVIEW CORRESPONDENCE FROM CLIENT REGARDING ESTIMATES OF RATE CASE EXPENSE; COMPLETE MS EXCEL SPREADSHEET OF RATE CASE EXPENSE ESTIMATES FOR UPCOMING 2009 RATE CASES AND LIMITED PROCEEDINGS; DRAFT CORRESPONDENCE TO AND REVIEW CORRESPONDENCE FROM CLIENT REGARDING SAME	.50	145.00
6/23/09 JRJ bayside/sc Div	STATUS CALL RE: BAY COUNTY SYSTEMS; EMAIL MR. ARMSTRONG RE: SITE VISIT FOLLOW UP.	.30	96.00

TOTAL HOURS 6.50

SEP - 3 2009

Approved by Legal

RECEIVED  
SEP - 4 2009

SEP - 8 2009

LAW OFFICES  
**ROSE, SUNDBSTROM & BENTLEY, LLP**

P.O. BOX 1567  
TALLAHASSEE, FLORIDA 32302-1567

F.E.I.# 59-2783536

(850) 877-6555

PLEASE REFER TO INVOICE NUMBER  
WHEN REMITTING

UTILITIES, INC

Invoice #: 40471

PAGE 2

---

PROFESSIONAL FEES \$ 2,020.00

MARTIN S FRIEDMAN	1.90	608.00
JOHN R JENKINS	2.60	832.00
KYLE L KEMPER	.70	203.00
CHRISTIAN W MARCELLI	1.30	377.00

OPERATOR CONFERENCE CALL	38.47
FEDERAL EXPRESS	20.31
PHOTOCOPIES	59.00
LONG DISTANCE CALLS	30.35

TOTAL COSTS ADVANCED \$ 148.13

TOTAL STATEMENT \$ 2,168.13

=====

LAW OFFICES  
**ROSE, SUNDBROM & BENTLEY, LLP**

P.O. BOX 1567  
TALLAHASSEE, FLORIDA 32302-1567

F.E.I.# 59-2783536

(850) 877-6555

PLEASE REFER TO INVOICE NUMBER  
WHEN REMITTING

UTILITIES, INC  
ATTN: JOHN STOVER  
2335 SANDERS RD  
NORTHBROOK, IL 60062

JULY 13, 2009  
INVOICE # 40471  
FILE # 30057-00003

MATTER: MISCELLANEOUS MATTERS

CURRENT INVOICE SUMMARY

SUMMARY OF CHARGES RENDERED ON THIS INVOICE:

CURRENT FEES:	\$ 2,020.00
CURRENT COSTS:	\$ 148.13
TOTAL CHARGES FOR THIS INVOICE:	\$ 2,168.13
OUTSTANDING ACCOUNTS RECEIVABLE:	\$ 9,591.20
TOTAL AMOUNT DUE THIS MATTER:	\$ 11,759.33

244103.7765 96.00 - closed  
2010175, 2856.00801 \$ 523.00  
2010156, 2906.00901 \$ 1,549.13 -  
\$ 2,148.13

3000882

Batch 64029

18444 Lost Lake Way  
Jupiter, FL 33458  
Phone or Fax (561) 743-9510  
e-mail: frankdenjup@att.net

Doc 193373

**Management & Regulatory Consultants, Inc.**

ACCOUNTS PAYABLE  
UTILITIES, INC.  
2335 SANDERS ROAD  
NORTHBROOK, IL 60062

08/13/09  
20029.10

CONSULTING - PENNBROOKE (PB) - 2008 TY - MFR  
LAKE PLACID (LP) - 2008 TY - MFR  
SANLANDO (SAN) - 2008 TY - U&U  
UIF (UIF) - 2008 TY - U&U  
LONGWOOD (LW) - 2008 TY - U&U

PREVIOUS BALANCE \$23055.00

<u>Week of:</u>			HOURS	
07/13/09	FS	CONSULTING - PB - MFRs	12.00	1740.00
07/20/09	FS	CONSULTING - PB- MFRs	3.00	435.00
07/20/09	FS	CONSULTING - UIF - PASCO USED & USEFUL; "F" SCHEDULES.	28.00	4060.00
07/20/09	FS	CONSULTING - UIF - PINELLAS USED & USEFUL; "F" SCHEDULES.	4.00	580.00
		FOR CURRENT SERVICES RENDERED	47.00	\$ 6815.00

PAYMENTS AND CREDITS

07/16/09 PAYMENT - 10875.00  
07/01/09 PAYMENT, as of - 12180.00

BALANCE DUE \$ 6815.00

Note: Allocation for "All Cases" - 25% Each, PB, LP, SAN & LW  
Allocation for "PB & LP MFRs" - 50% Each, PB &, LP

2010161.2910.00901 \$ 2,175.00 ok kw  
2010156.2910.00901 \$ 4,640.00 ok kw  
\$ 6,815.00 total

**RECEIVED**  
SEP - 8 2009  
BY: \_\_\_\_\_

SEP - 8 2009

PV 194094

*Milian, Swain & Associates, Inc.*  
2025 S. W. 32<sup>nd</sup> Avenue  
Miami, Florida 33145  
Tel.: 305-441-0123 Fax: 305-441-0688

**INVOICE**

Invoice No.29330  
August 3, 2009  
Page 1, Billing #4

**John Hoy**  
**Chief Regulatory Officer**  
**Utilities, Inc.**  
**2335 Sanders Road**  
**Northbrook, IL 60062-619**

**For Professional services rendered through July 31, 2009 in connection with rate case for UIF 2008**

	<b>Hours</b>	<b>Rate</b>	<b>Amount</b>
Senior Staff Accountant:			
Maria Bravo	127.75	150.00	19,162.50
<b>Total Due for invoice 29330</b>			<b>\$19,162.50</b>

**Total Amount Due \$19,162.50**

Please make check payable to *Milian Swain & Associates, Inc.*

3004654

KW ✓ JH =

Milian, Swain & Associates, Inc.  
2025 S. W. 32<sup>nd</sup> Avenue  
Miami, Florida 33145  
Tel.: 305-441-0123 Fax: 305-441-0688

Batch 64129

Doc 194101

INVOICE

Invoice No. 29372  
August 31, 2009  
Page 1, Billing #5

John Hoy  
Chief Regulatory Officer  
Utilities, Inc.  
2335 Sanders Road  
Northbrook, IL 60062-619

For Professional services rendered through August 28, 2009 in connection with rate case for UIF 2008

	Hours	Rate	Amount
Principal:			
Deborah Swain	1.75	200.00	350.00
Senior Staff Accountant:			
Maria Bravo	104.00	150.00	15,600.00
<b>Total Due for invoice 29372</b>			<b>\$15,950.00</b>

ok  
KW  
JH

2010156.2910.00901

Total Amount Due \$15,950.00

SEP - 9 2009

Aged Receivables:  
Invoice #29330- \$19,162.50

Please make check payable to *Milian Swain & Associates, Inc.*

RECEIVED  
SEP - 9 2009  
BY: \_\_\_\_\_

3001118

JH  
KW ✓

LAW OFFICES  
**ROSE, SUNDBROM & BENTLEY, LLP**

P.O. BOX 1567  
TALLAHASSEE, FLORIDA 32302-1567

F.E.I.# 59-2783536

(850) 877-6555

PLEASE REFER TO INVOICE NUMBER  
WHEN REMITTING

Batch 64129

UTILITIES, INC  
ATTN: JOHN STOVER  
2335 SANDERS RD  
NORTHBROOK, IL 60062

AUGUST 11, 2009  
INVOICE # 40734  
FILE # 30057-00179  
PAGE 1

Doc 194261

MATTER: UTILITIES, INC OF FLORIDA/2009 RATE CASE

6/01/09 CWM	TELEPHONE CONFERENCE WITH CLIENT (NORTHBROOK AND ALTAMONTE) REGARDING TEST YEAR LETTERS AND RATE CASE ISSUES.	.20	58.00
6/10/09 CWM	REVIEW CORRESPONDENCE FROM CLIENT REGARDING PROVIDING AN ESTIMATE OF RATE CASE LEGAL FEES; PREPARE ESTIMATE OF SAME; DRAFT CORRESPONDENCE TO CLIENT REGARDING ESTIMATED RATE CASE LEGAL FEES.	.50	145.00

TOTAL HOURS .70

PROFESSIONAL FEES \$ 203.00

CHRISTIAN W MARCELLI .70 203.00

TOTAL COSTS ADVANCED \$ .00

TOTAL STATEMENT

\$ 203.00

2010156.2906.00901

Approved by Legal

SEP 8 2009

SEP - 9 2009



3001756

# OFFICETEAM®

Specialized Administrative Staffing

Page: 1  
 Invoice Date: 09/03/2009  
 Invoice No: 24268926  
 Customer Number: 01300-000961-000  
 Fed Tax ID: 94-1648752

### Labor Invoice - DUE UPON RECEIPT

#### PERSONAL & CONFIDENTIAL

Laura Blomquist  
 UTILITIES INCORPORATED  
 2335 SANDERS RD  
 NORTHBROOK IL 60062-6108

Please Remit To: Match 64321  
 OfficeTeam  
 12400 COLLECTIONS CENTER DRIVE  
 CHICAGO IL 60693  
 Doc: 194883

Line	Employee Name	Wk-Ended	"Report-To" Supervisor	Qty	UOM	Bill Rate	Amount
1	Feathergill, Adam	08/28/2009	Povich, Erin	22.00	HRS REG	\$ 16.00	\$ 352.00
2	Gomez, Maria R	08/28/2009	Casados, Jim	40.00	HRS REG	\$ 22.36	\$ 894.40
Subtotal for Week-Ended: 08/28/2009				62.00	HRS		\$ 1,264.00

*Okay Jim*

*200 3520*

*Feathergill, Adam*

*2010156.2908.00901 \$369.60 c/w  
 UIF Rate Case - related to Chemical Schedules  
 for 5 counties in 2009 Rate Case*

Invoice Subtotal:

**RECEIVED**  
 SEP - 9 2009  
 BY: \_\_\_\_\_  
 \$ 1,264.00

**TOTAL AMOUNT DUE : \$ 1,264.00**

SEP 10 2009

We provide more timely and accurate information to the business community by sharing our accounts receivable information with National Credit Reporting Agencies.

Any questions regarding this invoice please call:  
 (800) 776-3770

For qualified administrative professionals please call:  
 (847) 480-2073

Please detach and return this remittance stub with your payment.

Thank you for choosing OfficeTeam!

OfficeTeam  
 12400 COLLECTIONS CENTER DRIVE  
 CHICAGO IL 60693

Customer Number	Invoice Number	Total Amount
01300-000961-000	24268926	\$ 1,264.00

0130000096100024268926001264006

FedEx 3000067

<b>Invoice Number</b>	<b>Invoice Date</b>	<b>Account Number</b>	Page
9-348-41458	Sep 30, 2009	4072-8604-9	1 of 3

FedEx Tax ID: 71-0427007

Doc 66151

**Billing Address:**  
 UTILITIES INC  
 ATTN: ACCTS PAYABLE  
 2335 SANDERS RD  
 NORTHBROOK IL 60062-6196

**Shipping Address:**  
 UTILITIES, INC.-REGULATORY  
 2335 SANDERS RD  
 NORTHBROOK IL 60062-6196

Doc 201978  
**Invoice Questions?**  
**Contact FedEx Revenue Services**  
 Phone: (800) 622-1147 M-Sa 7-6 (CST)  
 Fax: (800) 548-3020  
 Internet: www.fedex.com


**Invoice Summary Sep 30, 2009**

**FedEx Express Services**

Transportation Charges		15.00
Base Discount		-6.30
Special Handling Charges		0.48
Total Charges	USD	\$9.18
<b>TOTAL THIS INVOICE</b>	<b>USD</b>	<b>\$9.18</b>

You saved \$6.30 in discounts this period!

Other discounts may apply.



OCT 06 2009



To ensure proper credit, please return this portion with your payment to FedEx. Please do not staple or fold. Please make check payable to FedEx.

For change of address, check here and complete form on reverse side.

<b>Invoice Number</b>	<b>Account Number</b>	<b>Amount Due</b>
9-348-41458	4072-8604-9	USD \$9.18

**Remittance Advice**

Your payment is due by Oct 15, 2009

407286049348414583100000091834

UTILITIES INC  
 ATTN: ACCTS PAYABLE  
 2335 SANDERS RD  
 NORTHBROOK IL 60062-6196



FedEx  
 P.O. Box 94515  
 PALATINE IL 60094-4515



99340730064597



<b>Invoice Number</b> 9-348-41458	<b>Invoice Date</b> Sep 30, 2009	<b>Account Number</b> 4072-8604-9	<b>Page</b> 3 of 3
--------------------------------------	-------------------------------------	--------------------------------------	-----------------------

### FedEx Express Shipment Detail By Payer Type (Original)

**Picked up:** Sep 21, 2009      **Cust. Ref.:** 2010156 2908 00901      **Ref.#2:**  
**Payer:** Third Party      **Ref.#3:**

- Fuel Surcharge - FedEx has applied a fuel surcharge of 5.50% to this shipment.
- Distance Based Pricing, Zone 6

<b>Automation</b>	USAB	<b>Sender</b>	<b>Recipient</b>	
<b>Tracking ID</b>	869645157307	ERIN POVICH	BETY MAITRE	
<b>Service Type</b>	FedEx 2Day	UTILITIES INC	FLORIDA PUBLIC SERVICE COMMISS	
<b>Package Type</b>	FedEx Envelope	2335 SANDERS RD	3625 NW 82ND AVE STE 400	
<b>Zone</b>	06	NORTHBROOK IL 60062-6196 US	MIAMI FL 33166 US	
<b>Packages</b>	1			
<b>Rated Weight</b>	N/A			
<b>Delivered</b>	Sep 23, 2009 11:17	<b>Transportation Charge</b>		15.00
<b>Svc Area</b>	A2	<b>Discount</b>		-6.30
<b>Signed by</b>	M.GAVIRIA	<b>Fuel Surcharge</b>		0.48
<b>FedEx Use</b>	026417264/0001112/_	<b>Total Charge</b>	<b>USD</b>	<b>\$9.18</b>
			<b>Third Party Subtotal</b>	<b>USD \$9.18</b>
			<b>Total FedEx Express</b>	<b>USD \$9.18</b>



300882

Batch 68747

18444 Lost Lake Way  
Jupiter, FL 33458  
Phone or Fax (561) 743-9510  
e-mail: frankdenjup@att.net

Doc 209915

**Management & Regulatory Consultants, Inc.**

ACCOUNTS PAYABLE  
UTILITIES, INC.  
2335 SANDERS ROAD  
NORTHBROOK, IL 60062

09/23/09  
20029.10

CONSULTING - PENNBROOKE (PB) - 2008 TY - MFR  
LAKE PLACID (LP) - 2008 TY - MFR  
SANLANDO (SAN) - 2008 TY - U&U  
UIF (UIF) - 2008 TY - U&U  
LONGWOOD (LW) - 2008 TY - U&U

PREVIOUS BALANCE \$ 6815.00

Week of:

HOURS

08/01/09	FS	CONSULTING - UIF - PASCO USED & USEFUL; "F" SCHEDULES.	10.00	1450.00
08/03/09	FS	CONSULTING - UIF - ORANGE, SEMINOLE & MARION USED & USEFUL; "F" SCHEDULES.	13.00	1885.00
08/10/09	FS	CONSULTING - LW USED & USEFUL; "F" SCHEDULES.	1.00	145.00
08/10/09	FS	CONSULTING - PB USED & USEFUL; "F" SCHEDULES.	1.00	145.00
08/17/09	FS	CONSULTING - UIF - SEMINOLE USED & USEFUL; "F" SCHEDULES.	10.00	1450.00
08/24/09	FS	CONSULTING - UIF - SEMINOLE USED & USEFUL; "F" SCHEDULES.	1.00	145.00
08/24/09	FS	CONSULTING - PB MFRs; CONFERENCE CALL.	16.00	2320.00
08/31/09	FS	CONSULTING - PB MFRs.	5.00	725.00
		FOR CURRENT SERVICES RENDERED	57.00	\$ 8265.00

PAYMENTS AND CREDITS  
09/16/09 PAYMENT

- 6815.00

BALANCE DUE

NOV 04 2009

\$ 8265.00

Note: Allocation for "All Cases" - 25% Each, PB, LP, SAN & LW  
Allocation for "PB & LP MFRs" - 50% Each, PB &, LP

2010156, 2910, 00901 → 14,930.00  
 2010159, 2910, 00901 → 145.00  
 2010161, 2910, 00901 → 43,190.00  
 \$ 8,265.00 total

300118

JH ✓  
KW ✓

LAW OFFICES  
**ROSE, SUNDBROM & BENTLEY, LLP**

P.O. BOX 1567  
TALLAHASSEE, FLORIDA 32302-1567

F.E.I.# 59-2783536

(850) 877-6555

PLEASE REFER TO INVOICE NUMBER  
WHEN REMITTING

Batch 69212

UTILITIES, INC  
ATTN: JOHN STOVER  
2335 SANDERS RD  
NORTHBROOK, IL 60062

OCTOBER 9, 2009  
INVOICE # 41060  
FILE # 30057-00179  
PAGE 1

Doc 211637

MATTER: UTILITIES, INC OF FLORIDA/2009 RATE CASE

9/24/09 CWM	DRAFT CORRESPONDENCE TO AND REVIEW CORRESPONDENCE FROM CLIENT REGARDING RATE CASE DRIVERS AND PRO FORMA PROJECTS FOR TEST YEAR LETTER.	.30	87.00
9/29/09 CWM	REVIEW CORRESPONDENCE FROM CLIENT AND CONSULTANT REGARDING TEST YEAR REQUEST INFORMATION; REVIEW AND REVISE DRAFT OF TEST YEAR LETTER IN ACCORDANCE WITH SAME.	.80	232.00
9/30/09 CWM	REVIEW CORRESPONDENCE FROM CLIENT REGARDING STATUS OF MFRS; DRAFT CORRESPONDENCE TO CLIENT REGARDING SAME; REVISE TEST YEAR REQUEST LETTER TO REFLECT ESTIMATED COMPLETION TIME FOR MFRS; REVISE TEST YEAR LETTER TO REMOVE PRO FORMA ITEMS BEYOND 2011; REVIEW ADDITIONAL ENGINEERING INFORMATION FROM CLIENT IN SUPPORT OF RATE APPLICATION.	1.80	522.00

TOTAL HOURS 2.90

PROFESSIONAL FEES \$ 841.00

CHRISTIAN W MARCELLI

Approved by Legal

841.00

3000882

260

2010/56, 2910, 00807 4,930.00  
2010/59, 2910, 00901 1,45.00  
2010/61, 2910, 00904 3,190.00  
8,265.00

18444 Lost Lake Way  
Jupiter, FL 33458  
Phone or Fax (561) 743-9510  
e-mail: frankdenjup@att.net

**Management & Regulatory Consultants, Inc.**

ACCOUNTS PAYABLE  
UTILITIES, INC.  
2335 SANDERS ROAD  
NORTHBROOK, IL 60062

Batch 69475  
212951  
Doc 09/23/09  
20029.10002302

CONSULTING - PENNBROOKE (PB) - 2008 TY - MFR  
LAKE PLACID (LP) - 2008 TY - MFR  
SANLANDO (SAN) - 2008 TY - U&U  
UIF (UIF) - 2008 TY - U&U  
LONGWOOD (LW) - 2008 TY - U&U

PREVIOUS BALANCE \$ 6815.00

Week of:			HOURS	
08/01/09	FS	CONSULTING - UIF - PASCO USED & USEFUL; "F" SCHEDULES.	10.00	1450.00 ✓
08/03/09	FS	CONSULTING - UIF - ORANGE, SEMINOLE & MARION USED & USEFUL; "F" SCHEDULES.	13.00	1885.00 ✓
08/10/09	FS	CONSULTING - LW USED & USEFUL; "F" SCHEDULES.	1.00	145.00 ✓
08/10/09	FS	CONSULTING - PB USED & USEFUL; "F" SCHEDULES.	1.00	145.00 ✓
08/17/09	FS	CONSULTING - UIF - SEMINOLE USED & USEFUL; "F" SCHEDULES.	10.00	1450.00 ✓
08/24/09	FS	CONSULTING - UIF - SEMINOLE USED & USEFUL; "F" SCHEDULES.	1.00	145.00 ✓
08/24/09	FS	CONSULTING - PB MFRs; CONFERENCE CALL.	16.00	2320.00 ✓
08/31/09	FS	CONSULTING - PB MFRs.	5.00	725.00 ✓
		FOR CURRENT SERVICES RENDERED	57.00	\$ 8265.00 ✓

PAYMENTS AND CREDITS  
09/16/09 PAYMENT

- 6815.00

BALANCE DUE

=====

\$ 8265.00

*Handwritten initials/signature*

Note: Allocation for "All Cases" - 25% Each, PB, LP, SAN & LW  
Allocation for "PB & LP MFRs" - 50% Each, PB &, LP

3004654

KW

Milian, Swain & Associates, Inc.  
2025 S. W. 32<sup>nd</sup> Avenue  
Miami, Florida 33145  
Tel.: 305-441-0123 Fax: 305-441-0688

Batch 69475

Doc 212956

INVOICE

Invoice No.29419  
September 29, 2009  
Page 1, Billing #6

John Hoy  
Chief Regulatory Officer  
Utilities, Inc.  
2335 Sanders Road  
Northbrook, IL 60062-619

2010156,2910,00901

For Professional services rendered through September 25, 2009 in connection with rate case for UIF 2008

	Hours	Rate	Amount
Principal:			
Deborah Swain	1.00	200.00	200.00
Senior Staff Accountant:			
Maria Bravo	123.00	150.00	18,450.00
<b>Total Due for invoice 29419</b>			<b>\$18,650.00</b>

Handwritten initials and signatures: "KW" and "JH" with a checkmark.

Total Amount Due \$18,650.00

Handwritten calculation:  $2010156.2910 - 18,650.00$

Please make check payable to *Milian Swain & Associates, Inc.*

RECEIVED  
OCT 07 2009

360118

JH ✓

LAW OFFICES  
**ROSE, SUNDBROM & BENTLEY, LLP**

P.O. BOX 1567  
TALLAHASSEE, FLORIDA 32302-1567

F.E.I.# 59-2783536

(850) 877-8555

PLEASE REFER TO INVOICE NUMBER  
WHEN REMITTING

*Approved by Legal*

Doc # 70178

UTILITIES, INC  
ATTN: JOHN STOVER  
2335 SANDERS RD  
NORTHBROOK, IL 60062

NOVEMBER 10, 2009  
INVOICE # 41250  
FILE # 30057-00179  
PAGE 1  
Doc # 216031

2010156,2906.00901

MATTER: UTILITIES, INC OF FLORIDA/2009 RATE CASE

10/06/09 CWM	REVIEW CORRESPONDENCE FROM CLIENT REGARDING ADDITIONAL ENGINEERING INFORMATION FROM PINELLAS, SEMINOLE, ORANGE AND MARION COUNTIES; INITIAL REVIEW OF FILES CONTAINING MORS AND OPERATIONAL REPORTS FOR SAID COUNTIES.	1.70	493.00
10/07/09 CWM	REVIEW CORRESPONDENCE FROM CLIENT REGARDING SUBMISSION OF ADDITIONAL ENGINEERING INFORMATION; DRAFT CORRESPONDENCE TO CLIENT REGARDING SAME; REVIEW ADDITIONAL ENGINEERING INFORMATION FROM CLIENT.	1.30	377.00
10/19/09 CWM	TELEPHONE CONFERENCE WITH BART FLETCHER OF PSC STAFF REGARDING STAFF'S CONCERNS WITH TEST YEAR REQUEST AND WHETHER REQUESTED TEST YEAR WILL BE "STALE"; DRAFT CORRESPONDENCE TO CLIENT REGARDING SAME; TELEPHONE CONFERENCE WITH CLIENT REGARDING REASONS THAT TEST YEAR IS REPRESENTATIVE OF A NORMAL YEAR OF OPERATIONS; DRAFT CORRESPONDENCE TO AND REVIEW CORRESPONDENCE FROM MARTY FRIEDMAN REGARDING SAME; LEGAL RESEARCH REGARDING REQUIREMENTS FOR TEST YEAR APPROVAL; DRAFT CORRESPONDENCE TO STAFF REGARDING VALIDITY OF TEST YEAR REQUESTED.	1.80	522.00
10/28/09 CWM	TELEPHONE CONFERENCE WITH BART FLETCHER OF PSC STAFF REGARDING TEST YEAR REQUEST AND NEED FOR WAIVER OF TIME LIMIT IF STAFF IS GOING TO CONSIDER NOT REJECTED REQUEST; DRAFT CORRESPONDENCE TO PSC CLERK GRANTING 35 DAY WAIVER OF DEADLINE TO APPROVE OR DENY TEST YEAR REQUEST; DRAFT MEMORANDUM OF LAW JUSTIFYING THE UTILITY'S REQUESTED TEST YEAR; DRAFT CORRESPONDENCE TO CLIENT REQUESTING COMMENT ON MEMORANDUM; REVIEW AND REVISE MEMORANDUM IN LIGHT OF ADDITIONAL ISSUES AND CLARIFICATIONS PROVIDED BY CLIENT; LEGAL RESEARCH REGARDING PSC RULES FOR	3.50	1,015.00

RECEIVED  
NOV 10 2009



LAW OFFICES  
**ROSE, SUNDBSTROM & BENTLEY, LLP**

P.O. BOX 1567  
TALLAHASSEE, FLORIDA 32302-1567

F.E.I.# 59-2783536

(850) 877-6555

PLEASE REFER TO INVOICE NUMBER  
WHEN REMITTING

UTILITIES, INC

Invoice #: 41250

PAGE 2

---

	REVIEW AND APPROVAL OF TEST YEARS; TELEPHONE CONFERENCE WITH KIRSTEN WEEKS AND ERIN POVICH REGARDING MEMORANDUM JUSTIFYING REQUESTED TEST YEAR.		
10/29/09 CWM	TELEPHONE CONFERENCE WITH CLIENT REGARDING FILING OF WAIVER OF TEST YEAR REQUEST RESPONSE AND ISSUES TO BE ADDRESSED IN DRAFT MEMORANDUM JUSTIFYING TEST YEAR REQUEST; REVIEW PROPOSED ITEMS FOR INCLUSION IN MEMORANDUM INCLUDING ACCUMULATED DEPRECIATION AND CONSUMPTION DATA; REVIEW AND REVISE DRAFT OF MEMORANDUM JUSTIFYING TEST YEAR REQUEST.	1.80	522.00
10/30/09 CWM	REVIEW AND REVISE MEMORANDUM OF LAW JUSTIFYING REQUESTED TEST YEAR; TELEPHONE CONFERENCE WITH KIRSTEN WEEKS AND ERIN POVICH REGARDING DETAILS OF SAME; CONFERENCE WITH MARTY FRIEDMAN REGARDING SAME.	.50	145.00

TOTAL HOURS 10.60

PROFESSIONAL FEES \$ 3,074.00

CHRISTIAN W MARCELLI 10.60 3,074.00

TOTAL COSTS ADVANCED \$ .00

TOTAL STATEMENT

\$ 3,074.00

2010156.2906.00901

LAW OFFICES  
**ROSE, SUNDSTROM & BENTLEY, LLP**

P.O. BOX 1567  
TALLAHASSEE, FLORIDA 32302-1567

F.E.I.# 59-2783536

(850) 877-6555

PLEASE REFER TO INVOICE NUMBER  
WHEN REMITTING

UTILITIES, INC  
ATTN: JOHN STOVER  
2335 SANDERS RD  
NORTHBROOK, IL 60062

NOVEMBER 10, 2009  
INVOICE # 41250  
FILE # 30057-00179

---

MATTER: UTILITIES, INC OF FLORIDA/2009 RATE CASE

CURRENT INVOICE SUMMARY

---

SUMMARY OF CHARGES RENDERED ON THIS INVOICE:

CURRENT FEES:	\$ 3,074.00
CURRENT COSTS:	\$ .00
	-----
TOTAL CHARGES FOR THIS INVOICE:	\$ 3,074.00
	-----
OUTSTANDING ACCOUNTS RECEIVABLE:	\$ 841.00
	-----
TOTAL AMOUNT DUE THIS MATTER:	\$ 3,915.00
	=====

*OK  
RAW*

3010094

**EXPENSE REPORT FORM**

70932

- 1) Complete all sections where applicable
- 2) Attach receipts onto separate page, attach to form
- 3) Explain ALL entertainment expenses on the back of form
- 4) Keep photocopies of all forms for your protection
- 5) Submit completed form to supervisor for approval

Name **Kirsten Weeks**

Doc 218272

Business Unit **2010156.2908**

Date Co / Sub	2010156.2908		2908						Total	Account Codes	
	9/21/09	9/22/09	11/15/09	11/30/09	12/2/09						
Meats	39.35	39.07	32.25	14.83	22.63				\$148.13	6200	
Hotel ( room, tax, phone calls)									\$0.00	6185	
Mileage Driven											
Mileage Value @ 0.55	0.00	0.00	0.00	0.00	0.00	0.00	0.00		\$0.00	5880	
Airfare (including penalties)									\$0.00	6190	
Car Rental (including fuel)									\$0.00	6195	
Parking									\$0.00	6195	
Tolls									\$0.00	6195	
Taxi - Limousine									\$0.00	6195	
Entertainment									\$0.00	6205	
University/Education									\$0.00	5690	
Boots									\$0.00	6385	
Wellness									\$0.00	5660	
Tuition (OPS)									\$0.00	5820	
Other: Data Plan									\$0.00		
Purpose of the Expense:					Payment Recap						
Business Benefit:					Total of the Front of the Expense Form:					\$148.13	
# Days on Business:					Subtract Any Advance:					less	
Explanation:					Net Amount Due to the Employee:					\$148.13	
<p><i>I hereby certify that the above expenditures represent cash spent for legitimate company business only and include no items of a personal nature.</i></p>											
Authorized Signature:					Employee Signature:			Kirsten Weeks			
Date Authorized:					Date Signed:						

RECEIVED  
DEC - 7 2009

APPROVED  
J. H. [Signature]  
12/8/09

- 1) Complete all sections where applica
- 2) Attach receipts onto separate page
- 3) Explain ALL entertainment expense
- 4) Keep photocopies of all forms for yo
- 5) Submit completed form to superviso

Date	Date	Amount	Name of Establishment Location	Customer/Company Name Individual Name	Description of Expenses (Purpose, City, Place)
Co / Sub	09/21/2009	\$39.35	Johnny's Kitchen & Tap	Kirsten Weeks	Working lunch for Kirsten Weeks, Erin Povich, Dan Ciecierski
Meals	09/22/2009	\$39.07	Edwardo's	Kirsten Weeks	Working dinner for Kirsten Weeks, Erin Povich, Dan Ciecierski
Hotel ( room, tax, phone calls)	11/15/2009	\$32.25	Captain Nemos	Kirsten Weeks	Working lunch for Kirsten Weeks, Erin Povich, Dan Ciecierski
Mileage Driven	11/30/2009	\$14.83	Jimmy John's	Kirsten Weeks	Working dinner for Kirsten Weeks, Erin Povich, Dan Ciecierski
Mileage Value @ 0.55	12/02/2009	\$22.63	Jimmy John's	Kirsten Weeks	Working dinner for Spencer Nedved, Erin Povich, Dan Ciecierski
Airfare (including penalties)					
Car Rental (including fuel)					
Parking					
Tolls					
Taxi - Limousine					
Entertainment					
University/Education					
Boots					
Wellness					
Tuition (OPS)					
Other: Data Plan					
Purpose of the Expense:					
Business Benefit:					
# Days on Business:					
Explanation:					
Authorized Signature:					
Date Authorized:		\$148.13			

Wed, December 2, 2009 7:07:59 PM

Your Order 4277202 is confirmed

From: Jimmy John's <john@jimmyjohns.com>  
 To: erin\_wf@yahoo.com

# JIMMY JOHN'S

Since **JJ** 1983

WORLD'S GREATEST GOURMET SANDWICHES

---

**WEB ORDER**

Thank you for your online order.  
 If you have any questions regarding your order, please do not hesitate to contact us at 847-520-7618, and reference your order confirmation number 4277202.

Here are the details of your order for your reference:

---

# 4277202  
 Prospect Heights  
 847-520-7618

Scheduled: 12/2/2009 7:16:00pm  
 For: PICKUP  
 Contact: Erin Povich  
 8475297750  
 erin\_wf@yahoo.com  
 Status: Confirmed

---

Qty	Item	Each	Amount \$
1	#13 GOURMET VEGGIE CLUB Choice: 7-Grain Wheat; Cut in half; no avocado; no tomato; no mayo; add onions; add peppers on the side;	5.84	5.84
1	Real Potato Chips Choice: Salt & Vinegar Chips;	1.19	1.19
1	#13 GOURMET VEGGIE CLUB Choice: 7-Grain Wheat; Cut in half;	5.49	5.49
1	Real Potato Chips Choice: BBQ Jimmy Chips;	1.19	1.19
1	#14 BOOTLEGGERS CLUB Choice: Cut in half; e-z mayo;	5.49	5.49
1	Real Potato Chips Choice: Jalapeno Chips;	1.19	1.19
		<b>SUBTOTAL:</b>	20.39
		<b>TAX:</b>	2.24
		<b>TOTAL:</b>	22.63

---

Payments: 22.63 Amt      Balance 0.00  
 Visa  
 Erin Povich

---

We value your business and your feedback. We invite you to tell us about your online ordering experience by completing our online order survey form by [clicking here](#).  
 Please do not reply to this email. It is not a monitored email address.

*Erin P. Povich*

OK to pay  
 Daniel Ciecierski to  
 pick-up.



Location: Prospect Heights  
Phone: 847-520-7618  
Address: 1204 S Milwaukee Ave, Wheeling, IL 60090

**JJ's HOME** ★ [Back to Jimmy John's](#)

[ONLINE ORDERING](#) ■ [MY ACCOUNT](#) ■ [ORDER HISTORY](#) ■ [FAQS](#) ■ [LOGOUT](#) ■

## Thank You

Thank you for using our online ordering system! If you have any questions regarding your order, please do not hesitate to contact us at and reference your order confirmation number, which is shown below.

If you have paid for your online purchase with a credit card, please ensure the person that the credit card has been issued to has proper identification as well as the credit card itself.

If for any reason we need to contact you regarding your online order, we will use the contact information provided in your online account.

Thank you for your order. We appreciate your business.

A confirmation email will be sent to your registered email address.

Your order has been submitted.  
Your order reference number is:

4277202 for the total value of \$22.63

NOTE: We reserve the right to cancel or change orders submitted online.

[HOME](#)



2008 TY FL RATE CASES  
SALARY ADJUSTMENT

w/p a

<u>Utilities, Inc. of Pennbrooke</u>		<u>Vehicle Number</u>	<u>Depreciation Start</u>	<u>Vehicle Price</u>	<u>Vehicle Accumulated Depreciation</u>	<u>Vehicle Depreciation Expense</u>
<u>Name</u>	<u>Position</u>					
Alday, James	Operator					
Anderson, Daniel	Operator					
Austin Jr, Arthur	Field Technician					
Bailey, Alan	Operator					
Bishop, Alvin	Operator					
Blasco, Christopher	Meter Reader	0830	November 2007	3,553	(691)	592
Boersma, David	Operator					
Bonagura, John	Business Manager					
Brown, Donna	Meter Reader					
Buono, Robert	Operator					
Callaban, Robert	Operator					
Cardinal, Anthony	Operator					
Carver, Nathaniel	Project Manager	0659	July 2006	1,399	(583)	233
Chard, Ronald	Cross Connection Specialist					
Coates, Bill	Area Manager					
Coffee Jr, John	Operator					
Cook, James	Lead Operator					
Cooler, Ronald	Operator					
Cooper, Robert	Operator					
Devers, Joe	Lead Operator					
Dodd, Donald	Lead Operator					
Durham, Rick	Regional Vice President	0650	February 2006	940	(457)	157
Ebert, Shawn	Field Technician					
Eskew, James	Operator					
Enbanks, Brian	Operator	0827	November 2007	3,147	(612)	524
Finch, Allan	Operator					
Finehirsh, Jeffrey	Lead Operator					
Flynn, Patrick	Regional Director	0512	February 2005	1,983	(1,295)	331
Franklin, Kennedy	Field Technician					
Frizzell, Cody	Operator					
Galarza, Richard	Field Technician					
Garcia Jr, Ismael	Operator					
Gentilucci, Domenic	Area Manager	0864	March 2008	1,335	(185)	185
Godwin, Patrick	Lead Operator					
Gongre, Bryan	Regional Manager	0818	October 2007	1,537	(320)	256
Gosnell, Scotty	Project Manager					
Grainger Jr, Leroy	Field Technician (PT)					



**2008 TY FL RATE CASES  
SALARY ADJUSTMENT**

w/p a

Habery, Stephen	Lead Operator					
Hamilton, Don	Operator					
Hampton, Jerome	Operator					
Haws, Scotty	Safety Manager	0729	January 2007	849	(283)	141
Hogue, Raymond	Operator					
Hollister, Jimmie	Field Technician					
Holsapple, Roger	Lead Operator					
Keys, Thomas	Lead Operator					
Kuhns, Joseph	Lead Operator					
Leard, Mark	Field Technician					
Learned, Scott	Field Technician					
Lorenzo, Alexander	Operator					
Marinelli, John	Field Supervisor					
McPhec, Allison	Lead Operator	0448	June 2004	19,664	(15,021)	3,277
Morrell, Matthew	Field Technician					
Neal, William	Area Manager					
Overton, Michael	Field Technician	0833	November 2007	1,258	(245)	210
Parrish, Raymond	Operator	0702	September 2006	3,017	(1,173)	503
Pennington, Jonathan	Field Technician					
Pfouts, Steve	Operator					
Phillips, Christopher	Operator					
Pinder, Jeffrey	Field Supervisor					
Powell, Trevor	Operator					
Raines, Craig	Lead Operator					
Remigio, Roberto	Meter Reader					
Richardson, James	Operator	0655	March 2006	3,165	(1,494)	527
Schneider, Keith	Operator					
Schultz, Kevin	Field Technician					
Schwades, Charles	Area Manager	0544	May 2006	4,130	(1,836)	688
Shoffstall, David	Lead Operator					
Shue, Mickey	Field Technician					
Sillitoe, Kathy	Area Manager					
Sillitoe, Terry	Operator (PT)					
Smith, Donald	Field Technician	0513	December 2004	3,813	(2,595)	636
Stefano, Barry	Operator					
Stewart, Malcolm	Area Manager					
Sndol, Corey	Lead Operator					
Swegheimer, James	Operator					
Szczepkowski, Stephen	Operator					
Trant, David	Field Technician					

2008 TY FL RATE CASES  
SALARY ADJUSTMENT

w/p a

Tzareff, Paul	Field Technician					
Vanmeter Jr, Nathan	Lead Operator					
Wakefield, Roland	Lead Operator					
Watkins, Cedric	Field Technician					
White, Ronald	Field Supervisor	0811	July 2007	3,466	(867)	578
Wierzbicki, Anthony	Project Manager					
Williams, Elisa	Operator					
Wilson, Michael	Regional Manager					
Woodside, Michael	Operator (PT)					
Worrell, David	Operator					
Wright, Jason	Operator					
Wright, Thomas	Field Technician					
Abbott, Loretta	Office Clerk (1)					
Bennett, Kimberly	Customer Service Representative (1)					
Ceballos, Isahel	Customer Service Representative (1)					
Chandler, Matthew	Accounts Receivable Clerk (1)					
Christian, Elise	Customer Service Representative (1)					
Dipasqnaie, Susan	Staff Assistant (1)					
Hanks, Peggy	Office Clerk (1)					
Mayeski, Lorie	Customer Service Representative (1)					
Loeffel, Leanne	Customer Service Representative (1)					
Noell, Sandra	Office Clerk (1)					
Patricio, Rhexinald	Accounts Receivable Clerk (1)					
Raponi, Ann	Office Clerk (1)					
Sasic, Karen	Office Manager (1)					
Sillitoe, Jacqueline	Customer Service Representative (1)					
Trovinger, Ferrellyn	Accounts Payable Clerk (1)					
Arnoux, Diane	Payroll Support					
Barrett, Jason	Regulatory Accountant					
Bell, William	Operations Director					
Blomquist, Laura	Human Resources Generalist					
Casados Jr, Jimmy	IT Manager					
Chang, Tae	Accounts Payable Clerk (PT)					
Chesney, Eyerusalem	Regulatory Accountant					
Sverida, Agnes	Administrative Assistant					
Ciecierski, Daniel	Regulatory Accountant *					
Crossett, Lisa	Chief Operations Officer					
Coughlin, Erin	Fixed Assets Accountant					
Dann, Brian	IT Specialist					
Dave, Hardik	IT Specialist					

**2008 TY FL RATE CASES  
SALARY ADJUSTMENT**

w/p a

Di Marca, Michelle	Senior Accountant
Dryjanski, Michael	Regulatory Accounting Manager
Dulanto, Carlos	Fixed Assets Accountant
Federico, Antoinette	Accounts Payable Manager
Friedman, Avelina	Account Manager
Georgiev, Lena	Regulatory Manager
Gomez, Samuel	Data Entry Clerk
Granite, Deborah	Bill Clerk
Harrell, Janice	Accounts Payable Clerk
Haynes Jr, John	Director of Finance
Hopkins, John Robert	Manager of Human Resources
Hoy, John	Chief Regulatory Officer
Japczyk, James	Chief Financial Officer
Kersey, Justin	Accountant
Kim, Christine	Accounting Manager
Krugler, Adrienne	Customer Service Representative Manager
Krugman, Stacy	Executive Assistant
Lingeman, Samuel	Financial Analyst
Lubertozzi, Steven	Chief Financial Officer
Luppino, Nancy	Account Manager
Luppino, Phyllis	Account Manager
Martinov, Slobodan	Accountant
Marzouk, Michelle	Administrative Clerk (PT)
Matthews, Mary Ellen	Billing Specialist
McGrain, Pamela	Data Specialist
McLean, Pamela	Payroll Support
Mehta, Dhvani	Regulatory Accountant
Miranda, Margarita	Account Manager
Mooney, Christopher	Billing Analyst
Neyzelman, Dimitry	Senior Regulatory Accountant
Ostler, Tom	IT Manager
Pannos, Nicholas	IT Specialist
Paule, Nancy	Receptionist
Pietras, Victoria	Senior Accountant
Povich, Erin	Senior Regulatory Accountant *
Rose, Kendra	Safety Coordinator
Scherer, William	Tax Accountant
Schiopu, Mircea	Mail Clerk
Schumacher, Lawrence	President
Serrill III, George	Project Manager

2008 TY FL RATE CASES  
SALARY ADJUSTMENT

w/p a

Shah, Kiritchandr	Fixed Assets Accountant					
Shrake, Brian	Regulatory Accountant					
Simmons, Rodney	Office Specialist					
Smutny Jr, Thomas	Systems Specialist					
Sowell, George	Accounting Manager					
Stone, Leslie	Executive Assistant					
Stover, John	General Counsel					
Sudduth, Donald	Business Director	0649	February 2006	285	(138)	47
Valric, Lawanda	Administrative Clerk					
Weeks, Kirsten	Regulatory Accounting Manager *					
Williams III, John	Director of Governmental Affairs					
Yap Jr, Lowell	Regulatory Accountant					
Yount, Darrin	Director of Strategic Planning					
Zavilla, Annette	Account Manager					
				<u>\$53,540</u>	<u>(\$27,795)</u>	<u>\$8,886</u>

2008 TY FL RATE CASES  
SALARY ADJUSTMENT

w/p a

Sanlando Utilities Corporation

<u>Name</u>	<u>Position</u>	<u>Vehicle Number</u>	<u>Depreciation Start</u>	<u>Vehicle Price</u>	<u>Vehicle Accumulated Depreciation</u>	<u>Vehicle Depreciation Expense</u>
Alday, James	Operator					
Anderson, Daniel	Operator					
Austin Jr, Arthur	Field Technician					
Bailey, Alan	Operator	0220	June 2002	13,356	(13,356)	928
Bishop, Alvin	Operator					
Blasco, Christopher	Meter Reader					
Boersma, David	Operator					
Bonagura, John	Business Manager					
Brown, Donna	Meter Reader	0019	January 2000	15,363	(15,363)	-
Buono, Robert	Operator					
Callahan, Robert	Operator	0726	December 2006	10,125	(3,516)	1,688
Cardinal, Anthony	Operator					
Carver, Nathaniel	Project Manager	0659	July 2006	10,812	(4,505)	1,802
Chard, Ronald	Cross Connection Specialist					
Coates, Bill	Area Manager					
Coffee Jr, John	Operator	0703	September 2006	14,386	(5,594)	2,398
Cook, James	Lead Operator					
Cooler, Ronald	Operator					
Cooper, Robert	Operator	0431	April 2004	14,837	(11,746)	2,473
Devers, Joe	Lead Operator					
Dodd, Donald	Lead Operator					
Durham, Rick	Regional Vice President	0650	February 2006	7,262	(3,530)	1,210
Ebert, Shawn	Field Technician	0455	July 2004	11,396	(8,547)	1,899
Eskew, James	Operator					
Eubanks, Brian	Operator					
Finch, Allan	Operator	0102	October 2000	14,158	(14,158)	-
Finehirsh, Jeffrey	Lead Operator					
Flynn, Patrick	Regional Director	0512	February 2005	15,327	(10,005)	2,554
Franklin, Kennedy	Field Technician					
Frizzell, Cody	Operator					
Galarza, Richard	Field Technician	0812	July 2007	11,961	(2,990)	1,993
Garcia Jr, Ismael	Operator					
Gentilucci, Domenic	Area Manager	0864	March 2008	10,315	(1,433)	1,433
Godwin, Patrick	Lead Operator					
Gongre, Bryan	Regional Manager	0818	October 2007	11,882	(2,475)	1,980
Gosnell, Scotty	Project Manager					
Grainger Jr, Leroy	Field Technician (PT)					

2008 TY FL RATE CASES  
SALARY ADJUSTMENT

w/p a

Habery, Stephen	Lead Operator					
Hamilton, Don	Operator					
Hampton, Jerome	Operator					
Haws, Scotty	Safety Manager	0729	January 2007	6,558	(2,186)	1,093
Hogue, Raymond	Operator	0771	May 2007	11,498	(3,194)	1,916
Hollister, Jimmie	Field Technician	0810	July 2007	11,939	(2,985)	1,990
Holsapple, Roger	Lead Operator					
Keys, Thomas	Lead Operator	9834	August 1998	14,946	(14,946)	-
Kuhns, Joseph	Lead Operator					
Leard, Mark	Field Technician	0807	July 2007	11,939	(2,985)	1,990
Learned, Scott	Field Technician	0658	May 2006	13,944	(6,197)	2,324
Lorenzo, Alexander	Operator	0014	January 2000	15,363	(15,363)	-
Marinelli, John	Field Supervisor	0509	February 2005	17,325	(11,310)	2,888
McPhee, Allson	Lead Operator					
Morrell, Matthew	Field Technician	0808	July 2007	11,961	(2,990)	1,993
Neal, William	Area Manager					
Overton, Michael	Field Technician	0833	November 2007	10,132	(1,970)	1,689
Parrish, Raymond	Operator					
Pennington, Jonathan	Field Technician	0813	August 2007	12,048	(2,845)	2,008
Pfronts, Steve	Operator					
Phillips, Christopher	Operator					
Pinder, Jeffrey	Field Supervisor	0809	July 2007	11,961	(2,990)	1,993
Powell, Trevor	Operator					
Raines, Craig	Lead Operator					
Remigio, Roberto	Meter Reader	0824	November 2007	17,577	(3,418)	2,930
Richardson, James	Operator					
Schneider, Keith	Operator					
Schultz, Kevin	Field Technician					
Schwades, Charles	Area Manager					
Shoffstall, David	Lead Operator					
Shue, Mickey	Field Technician	0312	September 2002	10,886	(10,886)	1,210
Sillitoe, Kathy	Area Manager					
Sillitoe, Terry	Operator (PT)					
Smith, Donald	Field Technician					
Stefano, Barry	Operator					
Stewart, Malcolm	Area Manager					
Sudol, Corey	Lead Operator					
Swegheimer, James	Operator	0740	April 2007	16,424	(4,790)	2,737
Szczepkowski, Stephen	Operator					
Trant, David	Field Technician					

**2008 TY FL RATE CASES  
SALARY ADJUSTMENT**

w/p a

Tzareff, Paul	Field Technician	0636	February 2006	16,622	(8,080)	2,770
Vanmeter Jr, Nathan	Lead Operator					
Wakefield, Roland	Lead Operator					
Watkins, Cedric	Field Technician					
White, Ronald	Field Supervisor					
Wierzbicki, Anthony	Project Manager					
Williams, Elisa	Operator					
Wilson, Michael	Regional Manager					
Woodside, Michael	Operator (PT)					
Worrell, David	Operator					
Wright, Jason	Operator					
Wright, Thomas	Field Technician	0731	January 2007	10,809	(3,603)	1,801
Abbott, Loretta	Office Clerk (1)					
Bennett, Kimberly	Customer Service Representative (1)					
Ceballos, Isabel	Customer Service Representative (1)					
Chandler, Matthew	Accounts Receivable Clerk (1)					
Christian, Elise	Customer Service Representative (1)					
Dipasquale, Susan	Staff Assistant (1)					
Hanks, Peggy	Office Clerk (1)					
Mayeski, Lorie	Customer Service Representative (1)					
Loeffel, Leanne	Customer Service Representative (1)					
Noell, Sandra	Office Clerk (1)					
Patricio, Rheginald	Accounts Receivable Clerk (1)					
Raponi, Ann	Office Clerk (1)					
Sasic, Karen	Office Manager (1)					
Sillitoe, Jacqueline	Customer Service Representative (1)					
Trovinger, Ferrellyn	Accounts Payable Clerk (1)					
Armoux, Diane	Payroll Support					
Barrett, Jason	Regulatory Accountant					
Bell, William	Operations Director					
Blomquist, Laura	Human Resources Generalist					
Casados Jr, Jimmy	IT Manager					
Chang, Tae	Accounts Payable Clerk (PT)					
Chesney, Eyerusalem	Regulatory Accountant					
Sverida, Agnes	Administrative Assistant					
Ciecierski, Daniel	Regulatory Accountant *					
Crossett, Lisa	Chief Operations Officer					
Coughlin, Erin	Fixed Assets Accountant					
Dann, Brian	IT Specialist					
Dave, Hardik	IT Specialist					

**2008 TY FL RATE CASES  
SALARY ADJUSTMENT**

w/p a

Di Marca, Michelle	Senior Accountant
Dryjanski, Michael	Regulatory Accounting Manager
Dulanto, Carlos	Fixed Assets Accountant
Federico, Antoinette	Accounts Payable Manager
Friedman, Avelina	Account Manager
Georgiev, Lena	Regulatory Manager
Gomez, Samuel	Data Entry Clerk
Granite, Deborah	Bill Clerk
Harrell, Janice	Accounts Payable Clerk
Haynes Jr, John	Director of Finance
Hopkins, John Robert	Manager of Human Resources
Hoy, John	Chief Regulatory Officer
Japczyk, James	Chief Financial Officer
Kersey, Justin	Accountant
Kim, Christine	Accounting Manager
Krugler, Adrienne	Customer Service Representative Manager
Krugman, Stacy	Executive Assistant
Lingeman, Samuel	Financial Analyst
Lubertozzi, Steven	Chief Financial Officer
Luppino, Nancy	Account Manager
Luppino, Phyllis	Account Manager
Martinov, Slobodan	Accountant
Marzouk, Michelle	Administrative Clerk (PT)
Matthews, Mary Ellen	Billing Specialist
McGrain, Pamela	Data Specialist
McLean, Pamela	Payroll Support
Mehta, Dhvani	Regulatory Accountant
Miranda, Margarita	Account Manager
Mooney, Christopher	Billing Analyst
Neyzelman, Dimitry	Senior Regulatory Accountant
Ostler, Tom	IT Manager
Pannos, Nicholas	IT Specialist
Paule, Nancy	Receptionist
Pietras, Victoria	Senior Accountant
Povich, Erin	Senior Regulatory Accountant *
Rose, Kendra	Safety Coordinator
Scherer, William	Tax Accountant
Schiopu, Mircea	Mail Clerk
Schumacher, Lawrence	President
Serrill III, George	Project Manager



2008 TY FL RATE CASES  
SALARY ADJUSTMENT


w/p a

Shah, Kiritchandr	Fixed Assets Accountant					
Shrake, Brian	Regulatory Accountant					
Simmons, Rodney	Office Specialist					
Smutny Jr, Thomas	Systems Specialist					
Sowell, George	Accounting Manager					
Stone, Leslie	Execentive Assistant					
Stover, John	General Counsel					
Sudduth, Donald	Business Director	0649	February 2006	2,199	(1,069)	367
Valrie, Lawanda	Administrative Clerk					
Weeks, Kirsten	Regulatory Accounting Manager *					
Williams III, John	Director of Governmental Affairs					
Yap Jr, Lowell	Regulatory Accountant					
Yount, Darrin	Director of Strategic Planning					
Zavilla, Annette	Account Manager					
				<u>\$385,311</u>	<u>(\$199,026)</u>	<u>\$52,057</u>

### View a Report

Select Download to send this report in Excel™ format to your computer. Select Print This Page to create a hard copy. To discard this report and create another one, select Account Activity.

KIRSTEN E WEEKS  
4865 N HERMITAGE AVE  
APT 2  
CHICAGO  
IL  
60640-4138  
xxxxxxxxxxxx2744  
Report Name:

Print This Page 

Transaction Date	Description	Amount	Comments
10/25/2009	[REDACTED]		
11/12/2009	TGI FRIDAYS #0803 DFW		
11/12/2009	CHADRE PARK MANNINGTON		
11/12/2009	AMERICAN00100443296510		
11/12/2009	WESTIN HOTEL F&B NEW		
11/13/2009	WESTIN HOTEL NEW		
11/15/2009	CAPTIN NEMO'S CHICAGO IL	\$32.25	
<b>Total Activity</b>		<b>\$622.48</b>	

Select a format to download your report

Spreadsheet     CSV File     Tab Delimited     Custom Delimited \_\_\_\_\_

**Download** 

Account Activity



Thursday, December 03, 2009

[My Accounts](#) > [Account Activity](#) > [Search Account Activity](#)

## Search Results

[Print](#) [Help with this page](#)

### I'd like to...

- ▶ [See account notices](#)
- ▶ [Activate Account Alerts](#)
- ▶ [Pay bills with my Chase card](#)
- ▶ [See more choices](#)

**Using this page** — Specify the account, transaction type, date, amount or check number you would like to search for below.

### Search Results for VALUE CHECKING (...5279)

[Print results](#)

[Download search results](#)

Date	Type	Description	Debit	Credit
09/21/2009	Debit Card Transaction	JOHNNYS KITCHEN & TAP GL 09/19JOHNNYS K	\$39.35	

\*Required field

Search for

Select account\* VALUE CHECKING (...5279)

Select transaction type\* All Debits

Date range  Select a date range

- OR -

09/21/2009 to 09/21/2009  
(mm/dd/yyyy) (mm/dd/yyyy)

Amount range \$ 35.00 to 40.00 (123.45)

Check number range \_\_\_\_\_ to \_\_\_\_\_

\*Required field




[Security](#) | [Terms of Use](#) | [Legal Agreements and Disclosures](#)

© 2009 JPMorgan Chase & Co.

### View a Report

Select Download to send this report in Excel™ format to your computer. Select Print This Page to create a hard copy. To discard this report and create another one, select Account Activity.

KIRSTEN E WEEKS  
4865 N HERMITAGE AVE  
APT 2  
CHICAGO  
IL  
60640-4138  
XXXXXXXXXXXX2744  
Report Name:

Print This Page 

Transaction Date	Description	Amount	Comments
09/22/2009	EDUARDO'S WHELLING WHEELING IL	\$39.07	
<b>Total Activity</b>		<b>\$39.07</b>	

Select a format to download your report

Spreadsheet     CSV File     Tab Delimited     Custom Delimited \_\_\_\_\_

**Download** ▶

Account Activity



## Transaction Details

---

<b>Account</b>	FOUR STAR CHECKING [REDACTED]
<b>Card Number</b>	[REDACTED]-7630
<b>Merchant Information</b>	JIMMY JOHNS # 483 QPS PROSPECT HEIG IL
<b>Merchant Type</b>	Fast Food Restaurants (QPS)
<b>Transaction Type</b>	DEBIT CARD PURCHASE
<b>Authorization Date</b>	Nov 30, 2009
<b>Posted Date</b>	Dec 01, 2009
<b>Amount</b>	14.83

---

Copyright © 2008, USAA.



**Invoice**



CPH Engineers, Inc.  
 P.O. Box 2808  
 Sanford, FL 32772-2808  
 Phone: 407.322.6841  
 Fax: 407.330.0639

*WLF Route Case*

Bryan Gongre  
 Utilities, Inc.  
 200 Weathersfield Avenue  
 Altamonte Springs, FL 32714

*3002421*

December 1, 2009  
 Project No: U0706.06  
 Invoice No: 70337  
 Batch 71258  
 Date 220098

Miscellaneous Services on Small Projects.  
Professional Services through November 15, 2009  
**Professional Personnel**

	Hours	Rate	Amount
Senior Design Engineer	1.00	105.00	105.00
Senior Design Technician	5.50	100.00	550.00
	6.50		655.00
<b>Total Labor</b>			<b>655.00</b>

**Unit Billing**

Black&White 8.5X11	0.65
Black&White 11X17	2.00
<b>Total Units</b>	<b>2.65</b>

RECEIVED  
 DEC 10 2009

ENTERED  
 DEC 10 2009

**Total this Invoice**

**\$557.65** *OK KW*

**Outstanding Invoices**

Number	Date	Balance
70173	11/02/09	971.52
<b>Total</b>		<b>971.52</b>

**Billings to Date**

	Current	Prior	Total
Labor	655.00	127,161.00	127,816.00
Consultant	0.00	10,174.95	10,174.95
Expense	0.00	2,526.55	2,526.55
Unit	2.65	776.63	779.28
<b>Totals</b>	<b>657.65</b>	<b>140,639.13</b>	<b>141,296.78</b>

*2010156.2910 - \$657.65*  
*252*

**Services Provided This Period Include:**

- Oakland Shores map \$68.00
- Lake Tarpon map \$68.00
- Orangewood map \$113.65
- Ravenna map \$170.00
- Bear Lake map \$68.00
- Weathersfield map \$170.00

RECEIVED  
 DEC 07 2009

CPH Engineers, Inc. *[Signature]*

18444 Lost Lake Way  
 Jupiter, FL 33458  
 Phone or Fax (561) 743-9510  
 e-mail: frankdenjup@att.net

**Management & Regulatory Consultants, Inc.**

**CORRECTED 11/23/09**

Batch 71521

Doc 221009

ACCOUNTS PAYABLE  
 UTILITIES, INC.  
 2335 SANDERS ROAD  
 NORTHBROOK, IL 60062

11/17/09  
 20029.10

CONSULTING - PENNBROOKE (PB) - 2008 TY - MFR  
 LAKE PLACID (LP) - 2008 TY - MFR  
 SANLANDO (SAN) - 2008 TY - U&U  
 UIF (UIF) - 2008 TY - U&U  
 LONGWOOD (LW) - 2008 TY - U&U

PREVIOUS BALANCE \$27405.00

Week of:

			HOURS	
10/05/09	FS	CONSULTING - PB - PREPARE WORKSHEET SPREADSHEET	0.50	72.50 <i>ok kw</i>
10/19/09	FS	CONSULTING - UIF - "F" SCHEDULES, ORANGE	4.00	580.00 <i>ok</i>
10/26/09	FS	CONSULTING - UIF "F" SCHEDULES, PINELLAS, PASCO. FOR CURRENT SERVICES RENDERED	5.00 9.50	725.00 <i>ok kw UIF</i> \$ 1377.50

PAYMENTS AND CREDITS  
 11/12/09 PAYMENT -27405.00  
 =====  
 BALANCE DUE \$ 1377.50

Note: Allocation for "All Cases" - 25% Each, PB, LP, SAN & LW  
 Allocation for "PB & LP MFRs" - 50% Each, PB &, LP

*2010/61. 2910.00001*  
*2010/86. 2910.00001*  
 -----  
*\$ 1,377.50*

18444 Lost Lake Way  
Jupiter, FL 33458  
Phone or Fax (561) 743-9510  
e-mail: frankdenjup@att.net

**Management & Regulatory Consultants, Inc.**

ACCOUNTS PAYABLE  
UTILITIES, INC.  
2335 SANDERS ROAD  
NORTHBROOK, IL 60062

11/17/09  
20029.10

CONSULTING - PENNBROOKE (PB) - 2008 TY - MFR  
LAKE PLACID (LP) - 2008 TY - MFR  
SANLANDO (SAN) - 2008 TY - U&U  
UIF (UIF) - 2008 TY - U&U  
LONGWOOD (LW) - 2008 TY - U&U

PREVIOUS BALANCE \$27405.00

Week of:

HOURS

10/05/09	FS	CONSULTING - PB - PREPARE WORKSHEET SPREADSHEET	0.50	72.50
10/19/09	FS	CONSULTING - UIF - "F" SCHEDULES, ORANGE	4.00	580.00
10/26/09	FS	CONSULTING - UIF "F" SCHEDULES, PINELLAS, PASCO.	5.00	725.00
		FOR CURRENT SERVICES RENDERED	9.50	\$ 1377.50

PAYMENTS AND CREDITS

11/12/09 PAYMENT -27405.00

BALANCE DUE

\* 1377.50

~~27405.00~~

Note: Allocation for "All Cases" - 25% Each, PB, LP, SAN & LW  
Allocation for "PB & LP MFRs" - 50% Each, PB & LP



3084654

KW ✓  
JH ✓

Milian, Swain & Associates, Inc.  
2025 S. W. 32<sup>nd</sup> Avenue  
Miami, Florida 33145  
Tel.: 305-441-0123 Fax: 305-441-0688

Batch 71524

INVOICE

Doc 221035

Invoice No. 29495  
December 1, 2009  
Page 1, Billing #8

John Hoy  
Chief Regulatory Officer  
Utilities, Inc.  
2335 Sanders Road  
Northbrook, IL 60062-6196

For Professional services rendered through November 27, 2009 in connection with rate case for UIF 2008

	Hours	Rate	Amount
Principal:			
Deborah Swain	4.50	200.00	900.00
Senior Staff Accountant:			
Maria Bravo	153.50	150.00	23,025.00
<b>Total Due for invoice 29495</b>			<b>\$23,925.00</b>

2010156.2910.00901

Handwritten initials and signature: KW, JH, and a signature.

Total Amount Due \$23,925.00

Aged Receivables:  
Invoice #29454- \$29,537.50

Approved by Legal

RECEIVED  
DEC 09 2009

Please make check payable to Milian Swain & Associates, Inc.

3 00882

Batch 77260

18444 Lost Lake Way  
Jupiter, FL 33458  
Phone or Fax (561) 743-9510  
e-mail: frankdenjup@att.net

Doc 224297

**Management & Regulatory Consultants, Inc.**

ACCOUNTS PAYABLE  
UTILITIES, INC.  
2335 SANDERS ROAD  
NORTHBROOK, IL 60062

12/22/09  
20029.10

CONSULTING - PENNBROOKE (PB) - 2008 TY - MFR  
LAKE PLACID (LP) - 2008 TY - MFR  
SANLANDO (SAN) - 2008 TY - U&U  
UIF (UIF) - 2008 TY - U&U  
LONGWOOD (LW) - 2008 TY - U&U

PREVIOUS BALANCE \$ 1377.50

<u>Week of:</u>		HOURS	
11/02/09	FS CONSULTING - PB - RESPOND TO DEFICIENCIES.	1.50	217.50 ✓
11/02/09	FS CONSULTING - PB - RESPOND TO NON-DEFICIENCIES.	1.50	217.50 ✓
11/02/09	FS CONSULTING - UIF - "F" SCHEDULES, MARION	5.00	725.00
11/09/09	FS CONSULTING - PB - RESPOND TO DEFICIENCIES.	1.00	145.00 ✓
11/09/09	FS CONSULTING - PB - RESPOND TO NON-DEFICIENCIES.	1.00	145.00 ✓
11/16/09	FS CONSULTING - PB - RESPOND TO DEFICIENCIES.	1.50	217.50 ✓
11/16/09	FS CONSULTING - SAN - RESPOND TO NON-DEFICIENCIES.	0.50	72.50 ✓
	FOR CURRENT SERVICES RENDERED	12.00	\$ 1740.00 ✓

PAYMENTS AND CREDITS  
12/22/09 PAYMENT

- 0.00

BALANCE DUE

===== \$ 3117.50

DEC 29 2009

Note: Allocation for "All Cases" - 25% Each, PB, LP, SAN & LW  
Allocation for "PB & LP MFRs" - 50% Each, PB &, LP

2010161.2910.00901 → \$ 942.50  
 2010158.2910.00901 → \$ 72.50  
 2010156.2910.00901 → \$ 725.00  
 -----  
 \$ 1740.00

Stamp: RECEIVED  
 Stamp: 12/29/09  
 Stamp: [Illegible]

3004654

Milian, Swain & Associates, Inc.  
2025 S. W. 32<sup>nd</sup> Avenue  
Miami, Florida 33145  
Tel.: 305-441-0123 Fax: 305-441-0688

INVOICE

Invoice No. 29454  
November 2, 2009  
Page 1, Billing #7

John Hoy  
Chief Regulatory Officer  
Utilities, Inc.  
2335 Sanders Road  
Northbrook, IL 60062-619

Batch 73346

Doc 227429

For Professional services rendered through October 30, 2009 in connection with rate case for UIF 2008

	Hours	Rate	Amount
Principal:			
Deborah Swain	5.00	200.00	1,000.00
Senior Staff Accountant:			
Maria Bravo	190.25	150.00	28,537.50
<b>Total Due for invoice 29454</b>			<b>\$29,537.50</b>

EXC  
KW  
JKA

2010156.2910.00901

Total Amount Due \$29,537.50

Please make check payable to Milian Swain & Associates, Inc.

RECEIVED  
NOV 10 2009

3004654

74014

Millan, Swain & Associates, Inc.  
2025 S. W. 32<sup>nd</sup> Avenue  
Miami, Florida 33145  
Tel.: 305-441-0123 Fax: 305-441-0688

Doc 229396

INVOICE

Invoice No. 29536  
January 5, 2010  
Page 1, Billing #9

John Hoy  
Chief Regulatory Officer  
Utilities, Inc.  
2335 Sanders Road  
Northbrook, IL 60062-6196

For Professional services rendered through December 24, 2009 in connection with rate case for UIF 2008

	Hours	Rate	Amount
Principal:			
Deborah Swain	13.50	200.00	2,700.00
Senior Staff Accountant:			
Maria Bravo	174.00	150.00	26,100.00
<b>Total Due for invoice 29536</b>			<b>\$28,800.00</b>

2010156.2910.00901

Handwritten initials and signature: kw, [Signature]

Total Amount Due \$28,800.00

Aged Receivables:  
Invoice #29454- \$29,537.50

Please make check payable to *Millan Swain & Associates, Inc.*

PAID TO ORDER  
JAN 11 2010

JAN 18 2010



<b>Invoice Number</b> 9-464-53911	<b>Invoice Date</b> Jan 13, 2010	<b>Account Number</b> 0606-2634-0	Page 1 of 9
--------------------------------------	-------------------------------------	--------------------------------------	----------------

3000067

FedEx Tax ID: 71-0427007

74209

**Billing Address:**  
UTILITIES INC  
ATTN: ACCTS PAYABLE  
2335 SANDERS RD  
NORTHBROOK IL 60062-6196

**Shipping Address:**  
UTILITIES INC  
2335 SANDERS RD  
NORTHBROOK IL 60062-6196

**Invoice Questions?** 229880  
**Contact FedEx Revenue Services**  
Phone: (800) 622-1147 M-Sa 7-6 (CST)  
Fax: (800) 548-3020  
Internet: [www.fedex.com](http://www.fedex.com)

**Invoice Summary Jan 13, 2010**

<b>FedEx Express Services</b>		
Transportation Charges		552.90
Earned/Grace Discount		-223.06
Bonus Discounts		-36.88
Special Handling Charges		90.68
Total Charges	USD	\$383.64
<b>FedEx Ground Services</b>		
Other Handling Charges		13.00
Total Charges	USD	\$13.00
<b>TOTAL THIS INVOICE</b>	<b>USD</b>	<b>\$396.64</b>

**FedEx News!**  
On Jan. 18, 2010, FedEx Ground will introduce a new per Package On-Call Pickup Charge for customers without a regular scheduled pickup. This charge will automatically be billed to the payer of the transportation charges when either the Bill Third-Party or Bill Recipient payment option is selected. For detailed information about this new charge and changes to FedEx Ground billing options go to [fedex.com/us/rates2010/index.html](http://fedex.com/us/rates2010/index.html)

You saved \$259.94 in discounts this period!

Shipments included in this invoice received an earned discount. If you would like to know how it was calculated, please go to the following URL: <https://www.fedex.com/EarnedDiscounts/>. Other discounts may apply.

JAN 20 2010

To ensure proper credit, please return this portion with your payment to FedEx. Please do not staple or fold. Please make check payable to FedEx.  
 For change of address, check here and complete form on reverse side.

<b>Invoice Number</b> 9-464-53911	<b>Account Number</b> 0606-2634-0	<b>Amount Due</b> USD \$396.64
--------------------------------------	--------------------------------------	-----------------------------------

**Remittance Advice**  
Your payment is due by Jan 28, 2010

060626349464539114700003966489


UTILITIES INC  
ATTN: ACCTS PAYABLE  
2335 SANDERS RD  
NORTHBROOK IL 60062-6196

FedEx  
P.O. Box 94515  
PALATINE IL 60094-4515



99327120081272

000572 3/11





Invoice Number
9-464-53911

Invoice Date
Jan 13, 2010

Account Number
0606-2634-0

### FedEx Express Shipment Summary By Reference

#### FedEx Express Shipments (Original)

Reference	Shipments	Rated Weight lbs	Transportation Charges	Special Handling Charges	Ret Chg/Tax Credits/Other	Discounts	Total Charges
NO REFERENCE INFORMATION	12	44.0	482.25	79.41		-231.07	330.59
201018	1		24.70	1.02		-10.13	15.59
PERRSONALS	1	2.0	9.95	3.09		-3.98	9.06
WSC	2		36.00	7.16		-14.76	28.40
<b>Total FedEx Express</b>	<b>16</b>	<b>48.0</b>	<b>\$552.90</b>	<b>\$90.68</b>		<b>-\$259.94</b>	<b>\$383.64</b>

### FedEx Ground Shipment Summary

#### FedEx Ground Miscellaneous Charges

	Date	Quantity	Zip Code	Other Handling Charges	Ret Chg/Tax Credits/Other	Total Charges
Weekly Service Chg	01/08			13.00		13.00
<b>Total FedEx Ground</b>				<b>\$13.00</b>		<b>\$13.00</b>

**Total This Invoice**

**USD**

**\$396.64**





<b>Invoice Number</b> 9-464-53911	<b>Invoice Date</b> Jan 13, 2010	<b>Account Number</b> 0606-2634-0	Page 5 of 9
--------------------------------------	-------------------------------------	--------------------------------------	----------------

**Picked up:** Jan 06, 2010      **Cust. Ref.:** NO REFERENCE INFORMATION      **Ref.#2:**  
**Payer:** Shipper      **Ref.#3:**

- The Earned Discount for this ship date has been calculated based on a revenue threshold of \$ 5078.25
- Fuel Surcharge - FedEx has applied a fuel surcharge of 7.00% to this shipment.
- Distance Based Pricing, Zone 5
- FedEx has audited this shipment for correct packages, weight, and service. Any changes made are reflected in the invoice amount.
- We calculated your charges based on a dimensional weight of 3.0 lbs., 12" x 8" x 6", divided by 194.

<b>Automation</b>	INET	<b>Sender</b>	<b>Recipient</b>
<b>Tracking ID</b>	793150672013	Rodney Simmons	Danny Lassiter
<b>Service Type</b>	FedEx Priority Overnight	Utilities, Inc.	CWS - Morehead City
<b>Package Type</b>	Customer Packaging	2335 Sanders Rd	5058 Hwy. 70 West, Westridge C
<b>Zone</b>	05	NORTHBROOK IL 60062 US	MOREHEAD CITY NC 28557 US
<b>Packages</b>	1		
<b>Actual Weight</b>	1.0 lbs, 0.5 kgs		
<b>Rated Weight</b>	3.0 lbs, 1.4 kgs	<b>Transportation Charge</b>	46.35
<b>Delivered</b>	Jan 07, 2010 11:49	<b>Earned Discount</b>	-18.54
<b>Svc Area</b>	PM	<b>Fuel Surcharge</b>	1.62
<b>Signed by</b>	D.LANTE	<b>Automation Bonus Discount</b>	-4.64
<b>FedEx Use</b>	00000000/0001552/...	<b>Total Charge</b>	<b>USD 524.79</b>

**Picked up:** Jan 07, 2010      **Cust. Ref.:** NO REFERENCE INFORMATION      **Ref.#2:**  
**Payer:** Shipper      **Ref.#3:**

- Fuel Surcharge - FedEx has applied a fuel surcharge of 7.00% to this shipment.
- The Earned Discount for this ship date has been calculated based on a revenue threshold of \$ 5078.25
- Distance Based Pricing, Zone 5
- Package Delivered to Recipient Address - Release Authorized

<b>Automation</b>	USAB	<b>Sender</b>	<b>Recipient</b>
<b>Tracking ID</b>	869645154710	NACNY LUPPINO	CHRISY WILCOX
<b>Service Type</b>	FedEx Priority Overnight	UTILITIES INC	METER READING SERIC OF LA
<b>Package Type</b>	FedEx Envelope	2335 SANDERS RD	34026 TTUPELA LN
<b>Zone</b>	05	NORTHBROOK IL 60062-6196 US	SLIDELL LA 70460 US
<b>Packages</b>	1		
<b>Rated Weight</b>	N/A	<b>Transportation Charge</b>	24.70
<b>Delivered</b>	Jan 08, 2010 08:49	<b>Fuel Surcharge</b>	1.19
<b>Svc Area</b>	A2	<b>Residential Delivery</b>	2.50
<b>Signed by</b>	see above	<b>Earned Discount</b>	-10.13
<b>FedEx Use</b>	000714025/0000219/02	<b>Total Charge</b>	<b>USD \$18.26</b>

**Picked up:** Jan 07, 2010      **Cust. Ref.:** NO REFERENCE INFORMATION      **Ref.#2:**  
**Payer:** Shipper      **Ref.#3:**

- The Earned Discount for this ship date has been calculated based on a revenue threshold of \$ 5078.25
- Fuel Surcharge - FedEx has applied a fuel surcharge of 7.00% to this shipment.
- Weather delay - Ice.
- Distance Based Pricing, Zone 5
- Package Delivered to Recipient Address - Release Authorized

<b>Automation</b>	USAB	<b>Sender</b>	<b>Recipient</b>
<b>Tracking ID</b>	869645154720	TONI FEDERICO	CAROLEMMONS
<b>Service Type</b>	FedEx Priority Overnight	UTILITIES INC	-
<b>Package Type</b>	FedEx Envelope	2335 SANDERS RD	140 BRISTOL FOREST TRL
<b>Zone</b>	05	NORTHBROOK IL 60062-6196 US	SANFORD FL 32771 US
<b>Packages</b>	1		
<b>Rated Weight</b>	N/A	<b>Transportation Charge</b>	24.70
<b>Delivered</b>	Jan 08, 2010 11:05	<b>Earned Discount</b>	-10.13
<b>Svc Area</b>	A2	<b>Residential Delivery</b>	2.50
<b>Signed by</b>	see above	<b>Fuel Surcharge</b>	1.19
<b>FedEx Use</b>	000714025/0000219/02	<b>Total Charge</b>	<b>USD \$18.26</b>





<b>Invoice Number</b> 9-464-53911	<b>Invoice Date</b> Jan 13, 2010	<b>Account Number</b> 0606-2634-0	Page 7 of 9
--------------------------------------	-------------------------------------	--------------------------------------	----------------

**Picked up:** Jan 08, 2010      **Cust. Ref.:** NO REFERENCE INFORMATION      **Ref.#2:**  
**Payer:** Shipper      **Ref.#3:**

- Fuel Surcharge - FedEx has applied a fuel surcharge of 7.00% to this shipment.
- The Earned Discount for this ship date has been calculated based on a revenue threshold of \$5078.25
- Distance Based Pricing, Zone 5

<b>Automation</b>	INET	<b>Sender</b>	<b>Recipient</b>	
Tracking ID	798285989252	Rodney Simmons	Cybele Japczyk	
Service Type	FedEx Priority Overnight	Utilities, Inc.	Disney's Caribbean Resort	
Package Type	FedEx Box	2335 Sanders Rd	900 CAYMAN WAY	
Zone	05	NORTHBROOK IL 60062 US	ORLANDO FL 32830 US	
Packages	1			
Rated Weight	1.0 lbs, 0.5 kgs	Transportation Charge		37.85
Delivered	Jan 09, 2010 11:13	Saturday Delivery		15.00
Svc Area	A1	Residential Delivery		2.50
Signed by	T.CAIN	Fuel Surcharge		2.55
FedEx Use	00000000/0001552/_	Earned Discount		-15.14
		Automation Bonus Discount		-3.79
		<b>Total Charge</b>	<b>USD</b>	<b>\$38.97</b>

**Picked up:** Jan 08, 2010      **Cust. Ref.:** NO REFERENCE INFORMATION      **Ref.#2:**  
**Payer:** Shipper      **Ref.#3:**

- Fuel Surcharge - FedEx has applied a fuel surcharge of 7.00% to this shipment.
- The Earned Discount for this ship date has been calculated based on a revenue threshold of \$5078.25
- Distance Based Pricing, Zone 7
- FedEx has audited this shipment for correct packages, weight, and service. Any changes made are reflected in the invoice amount.
- We calculated your charges based on a dimensional weight of 14.0 lbs., 20" x 12" x 11", divided by 194.

<b>Automation</b>	INET	<b>Sender</b>	<b>Recipient</b>	
Tracking ID	798286392400	Rodney Simmons	Debbi Fields	
Service Type	FedEx Priority Overnight	Utilities, Inc.	Bermuda Water Company, inc.	
Package Type	Customer Packaging	2335 Sanders Rd	4544 Highway 95	
Zone	07	NORTHBROOK IL 60062 US	BULLHEAD CITY AZ 86426 US	
Packages	1			
Actual Weight	7.0 lbs, 3.2 kgs	Transportation Charge		106.70
Rated Weight	14.0 lbs, 6.4 kgs	Automation Bonus Discount		-10.67
Delivered	Jan 11, 2010 09:53	Fuel Surcharge		3.85
Svc Area	PM	Delivery Area Surcharge-Commercial		1.70
Signed by	M.GOLDSMITH	Earned Discount		-42.60
FedEx Use	00000000/0001596/_	<b>Total Charge</b>	<b>USD</b>	<b>\$58.90</b>

**Picked up:** Jan 08, 2010      **Cust. Ref.:** NO REFERENCE INFORMATION      **Ref.#2:**  
**Payer:** Shipper      **Ref.#3:**

- Fuel Surcharge - FedEx has applied a fuel surcharge of 7.00% to this shipment.
- The Earned Discount for this ship date has been calculated based on a revenue threshold of \$5078.25
- Weather delay - Snow.
- Distance Based Pricing, Zone 2
- Package Delivered to Recipient Address - Release Authorized

<b>Automation</b>	USAB	<b>Sender</b>	<b>Recipient</b>	
Tracking ID	869659589457	PAM MCLEAN	JAMES WRIGHT	
Service Type	FedEx Priority Overnight	UTILITIES INC	140 S 600 WEST	
Package Type	FedEx Envelope	2335 SANDERS RD	HEBRON IN 46341 US	
Zone	02	NORTHBROOK IL 60062-6196 US		
Packages	1			
Rated Weight	N/A	Transportation Charge		17.00
Delivered	Jan 11, 2010 15:09	Delivery Area-Resi		2.50
Svc Area	A5	Fuel Surcharge		1.05
Signed by	see above	Residential Delivery		2.50
FedEx Use	000817067/0000186/02	Earned Discount		-6.97
		<b>Total Charge</b>	<b>USD</b>	<b>\$16.08</b>

**NO REFERENCE INFORMATION Reference Subtotal      USD      \$330.59**







<b>Invoice Number</b> 9-464-53911	<b>Invoice Date</b> Jan 13, 2010	<b>Account Number</b> 0606-2634-0	Page 9 of 9
--------------------------------------	-------------------------------------	--------------------------------------	----------------

**Picked up:** Jan 06, 2010      **Cust. Ref.:** WSC      **Ref.#:** 2  
**Payor:** Shipper      **Ref.#:** 3

- Fuel Surcharge - FedEx has applied a fuel surcharge of 7.00% to this shipment.
- The Earned Discount for this ship date has been calculated based on a revenue threshold of \$ 5078.25
- Distance Based Pricing, Zone 4

<b>Automation</b>	USAB	<b>Sender</b>	<b>Recipient</b>
Tracking ID	869659589560	DIANE ARNOUX	DOUGLAS SMITH
Service Type	FedEx Standard Overnight	UTILITIES INC	-
Package Type	FedEx Envelope	2335 SANDERS RD	1739 MONTERREY DR
Zone	04	NORTHBROOK IL 60062-6196 US	ROCK HILL SC 29732 US
Packages	1		
Rated Weight	N/A	Transportation Charge	21.30
Delivered	Jan 07, 2010 14:16	Residential Delivery	2.50
Svc Area	A2	Fuel Surcharge	1.05
Signed by	D.SMITH	Direct Signature	3.00
FedEx Use	000617880/0000222/_	Earned Discount	-8.73
		<b>Total Charge</b>	<b>USD \$19.12</b>

	<b>WSC Reference Subtotal</b>	<b>USD</b>	<b>\$28.40</b>
	<b>Total FedEx Express</b>	<b>USD</b>	<b>\$383.64</b>
	<b>FedEx Ground Miscellaneous Charges</b> (see summary section)	<b>USD</b>	<b>\$13.00</b>
	<b>Total FedEx Ground</b>	<b>USD</b>	<b>\$13.00</b>







<b>Invoice Number</b> 9-464-53911	<b>Invoice Date</b> Jan 13, 2010	<b>Account Number</b> 0606-2634-0	Page 8 of 9
--------------------------------------	-------------------------------------	--------------------------------------	----------------

**Picked up:** Jan 07, 2010      **Cust. Ref.:** 201018      **Ref.#2:**  
**Payor:** Shipper      **Ref.#3:**

- Fuel Surcharge - FedEx has applied a fuel surcharge of 7.00% to this shipment.
- The Earned Discount for this ship date has been calculated based on a revenue threshold of \$ 5078.25
- Distance Based Pricing, Zone 5

<b>Automation</b>	USAB	<b>Sender</b>		<b>Recipient</b>	
Tracking ID	869659587991	SPENCE NEDVED		CHERYN MARCELLI	
Service Type	FedEx Priority Overnight	UTILITIES INC		SANLANDD CENTER	
Package Type	FedEx Envelope	2335 SANDERS RD		2180 W STAE RD 434STE 2118	
Zone	05	NORTHBROOK IL 60062-6196 US		LDNGWOOD FL 32779 US	
Packages	1				
Rated Weight	N/A				
Delivered	Jan 08, 2010 09:22	Transportation Charge			24.70
Svc Area	A2	Fuel Surcharge			1.02
Signed by	T.COLLINS	Earned Discount			-10.13
FedEx Use	000714025/0000219/_	<b>Total Charge</b>		<b>USD</b>	<b>\$15.59</b>

2010156.2908.00901

**201018 Reference Subtotal      USD      \$15.59**

**Picked up:** Jan 07, 2010      **Cust. Ref.:** PERRSONALS      **Ref.#2:**  
**Payor:** Shipper      **Ref.#3:**

- Fuel Surcharge - FedEx has applied a fuel surcharge of 7.00% to this shipment.
- The Earned Discount for this ship date has been calculated based on a revenue threshold of \$ 5078.25
- Distance Based Pricing, Zone 3
- Package Delivered to Recipient Address - Release Authorized

<b>Automation</b>	USAB	<b>Sender</b>		<b>Recipient</b>	
Tracking ID	869659587980	JOHN HOPKISN		T O BERNE	
Service Type	FedEx Express Saver	UTILITIES INC			
Package Type	Customer Packaging	2335 SANDERS RD		1904 GAEONT O	
Zone	03	NORTHBROOK IL 60062-6196 US		CHESTERFIELD MD 63017 US	
Packages	1				
Rated Weight	2.0 lbs, 0.9 kgs	Transportation Charge			9.95
Delivered	Jan 11, 2010 12:08	Residential Delivery			2.50
Svc Area	A1	Fuel Surcharge			0.59
Signed by	see above	Earned Discount			-3.98
FedEx Use	000714025/0007169/02	<b>Total Charge</b>		<b>USD</b>	<b>\$9.06</b>

**PERRSONALS Reference Subtotal      USD      \$9.06**

**Picked up:** Jan 05, 2010      **Cust. Ref.:** WSC      **Ref.#2:**  
**Payor:** Shipper      **Ref.#3:**

- The Earned Discount for this ship date has been calculated based on a revenue threshold of \$ 5078.25
- Fuel Surcharge - FedEx has applied a fuel surcharge of 7.00% to this shipment.
- Distance Based Pricing, Zone 2

<b>Automation</b>	USAB	<b>Sender</b>		<b>Recipient</b>	
Tracking ID	869659588005	JOHN HAYNES		WILLIAM BRAUFORT	
Service Type	FedEx Standard Overnight	UTILITIES INC		PRICE WATERHOUSE COOPERS	
Package Type	FedEx Envelope	2335 SANDERS RD		ONE NORTH WACKER 14TH FL	
Zone	02	NORTHBROOK IL 60062-6196 US		CHICAGO IL 60606 US	
Packages	1				
Rated Weight	N/A				
Delivered	Jan 06, 2010 12:28	Transportation Charge			14.70
Svc Area	A1	Earned Discount			-6.03
Signed by	M.JACKSON	Fuel Surcharge			0.61
FedEx Use	000517041/0000200/_	<b>Total Charge</b>		<b>USD</b>	<b>\$9.28</b>





<b>Invoice Number</b> 9-464-53911	<b>Invoice Date</b> Jan 13, 2010	<b>Account Number</b> 0606-2634-0	<b>Page</b> 6 of 9
--------------------------------------	-------------------------------------	--------------------------------------	-----------------------

Picked up: Jan 07, 2010

Cust. Ref.: NO REFERENCE INFORMATION

Ref.#2:

Payer: Shipper

Ref.#3:

- The Earned Discount for this ship date has been calculated based on a revenue threshold of \$5078.25
- Fuel Surcharge - FedEx has applied a fuel surcharge of 7.00% to this shipment.
- Distance Based Pricing, Zone 5
- Package Delivered to Recipient Address - Release Authorized

<b>Automation</b>	USAB	<b>Sender</b>	<b>Recipient</b>	
<b>Tracking ID</b>	869659585290	JANIC HARRELL	JUDY	
<b>Service Type</b>	FedEx Priority Overnight	UTILITIES INC	THE PIPE CONNECTIONS	
<b>Package Type</b>	FedEx Envelope	2335 SANDERS RD	1507 HILLMON GROVE RD	
<b>Zone</b>	05	NORTHBROOK IL 60062-6196 US	CAMERON NC 28326 US	
<b>Packages</b>	1			
<b>Rated Weight</b>	N/A	<b>Transportation Charge</b>		24.70
<b>Delivered</b>	Jan 08, 2010 12:20	<b>Earned Discount</b>		-10.13
<b>Svc Area</b>	PM	<b>Residential Delivery</b>		2.50
<b>Signed by</b>	see above	<b>Delivery Area-Resi</b>		2.50
<b>FedEx Use</b>	000714025/0000219/02	<b>Fuel Surcharge</b>		1.37
		<b>Total Charge</b>	<b>USD</b>	<b>\$20.94</b>

Picked up: Jan 07, 2010

Cust. Ref.: NO REFERENCE INFORMATION

Ref.#2:

Payer: Shipper

Ref.#3:

- The Earned Discount for this ship date has been calculated based on a revenue threshold of \$5078.25
- Fuel Surcharge - FedEx has applied a fuel surcharge of 7.00% to this shipment.
- Distance Based Pricing, Zone 5

<b>Automation</b>	USAB	<b>Sender</b>	<b>Recipient</b>	
<b>Tracking ID</b>	869659588016	MORGUTA CHRISTAKER	CLECO	
<b>Service Type</b>	FedEx Standard Overnight	UTILITIES INC	3207 FRDNTAGE RD	
<b>Package Type</b>	FedEx Envelope	2335 SANDERS RD	PINEVILLE LA 71360 US	
<b>Zone</b>	05	NORTHBROOK IL 60062-6196 US		
<b>Packages</b>	1			
<b>Rated Weight</b>	N/A	<b>Transportation Charge</b>		22.45
<b>Delivered</b>	Jan 08, 2010 10:26	<b>Earned Discount</b>		-9.20
<b>Svc Area</b>	AA	<b>Fuel Surcharge</b>		1.05
<b>Signed by</b>	C.HUDSON	<b>Delivery Area Surcharge-Commercial</b>		1.70
<b>FedEx Use</b>	000714128/0000233/_	<b>Total Charge</b>	<b>USD</b>	<b>\$16.00</b>

Picked up: Jan 08, 2010

Cust. Ref.: NO REFERENCE INFORMATION

Ref.#2:

Payer: Shipper

Ref.#3:

- The Earned Discount for this ship date has been calculated based on a revenue threshold of \$5078.25
- Fuel Surcharge - FedEx has applied a fuel surcharge of 7.00% to this shipment.
- Distance Based Pricing, Zone 5
- FedEx has audited this shipment for correct packages, weight, and service. Any changes made are reflected in the invoice amount.
- We calculated your charges based on a dimensional weight of 12.0 lbs., 18" x 18" x 7", divided by 194.

<b>Automation</b>	INET	<b>Sender</b>	<b>Recipient</b>	
<b>Tracking ID</b>	793165497570	Rodney Simmons	Mac Mitchell	
<b>Service Type</b>	FedEx Standard Overnight	Utilities, Inc.	Carolina Water Service, Inc. -	
<b>Package Type</b>	Customer Packaging	2335 Sanders Rd	110 Queen Parkway	
<b>Zone</b>	05	NORTHBROOK IL 60062 US	WEST COLUMBIA SC 29169 US	
<b>Packages</b>	1			
<b>Actual Weight</b>	11.0 lbs, 5.0 kgs	<b>Transportation Charge</b>		74.60
<b>Rated Weight</b>	12.0 lbs, 5.4 kgs	<b>Automation Bonus Discount</b>		-7.46
<b>Declared Value</b>	USD 2,200.00	<b>Earned Discount</b>		-29.04
<b>Delivered</b>	Jan 11, 2010 13:24	<b>Fuel Surcharge</b>		2.61
<b>Svc Area</b>	A1	<b>Declared Value Charge</b>		15.40
<b>Signed by</b>	W.HOOGHE	<b>Direct Signature</b>		0.00
<b>FedEx Use</b>	000000000/0001349/_	<b>Total Charge</b>	<b>USD</b>	<b>\$55.31</b>



**Invoice Number**  
9-464-53911

**Invoice Date**  
Jan 13, 2010

**Account Number**  
0606-2634-0

**FedEx Express Shipment Detail By Reference (Original)**

**Picked up:** Jan 04, 2010      **Cust. Ref.:** NO REFERENCE INFORMATION      **Ref.#2:**  
**Payer:** Shipper      **Ref.#3:**

- The Earned Discount for this ship date has been calculated based on a revenue threshold of \$ 5078.25
- Fuel Surcharge - FedEx has applied a fuel surcharge of 7.00% to this shipment.
- Distance Based Pricing, Zone 2
- Package Delivered to Recipient Address - Release Authorized

<b>Automation</b>	INET	<b>Sender</b>	<b>Recipient</b>	
Tracking ID	793151372030	Jason Bell	Nick Malouhos	
Service Type	FedEx Standard Dvnight	Utilities, Inc.	68 GOLDENROD DR	
Package Type	FedEx Envelope	2335 Sanders Rd	VALPARAISO IN 46385 US	
Zone	02	NORTHBROOK IL 60062 US		
Packages	1			
Rated Weight	N/A	Transportation Charge		14.70
Delivered	Jan 05, 2010 13:53	Earned Discount		-6.03
Svc Area	AA	Fuel Surcharge		0.68
Signed by	see above	Residential Delivery		2.50
FedEx Use	00000000/0000200/02	Automation Bonus Discount		-1.47
		<b>Total Charge</b>	<b>USD</b>	<b>\$10.38</b>

**Picked up:** Jan 04, 2010      **Cust. Ref.:** NO REFERENCE INFORMATION      **Ref.#2:**  
**Payer:** Shipper      **Ref.#3:**

- The Earned Discount for this ship date has been calculated based on a revenue threshold of \$ 5078.25
- Fuel Surcharge - FedEx has applied a fuel surcharge of 7.00% to this shipment.
- Distance Based Pricing, Zone 5
- FedEx has audited this shipment for correct packages, weight, and service. Any changes made are reflected in the invoice amount.
- We calculated your charges based on a dimensional weight of 10.0 lbs., 18" x 12" x 9", divided by 194.

<b>Automation</b>	INET	<b>Sender</b>	<b>Recipient</b>	
Tracking ID	798269410970	Rodney Simmons	Loretta Abbott	
Service Type	FedEx Standard Overnight	Utilities, Inc.	Utilities, Inc. of Florida	
Package Type	Customer Packaging	2335 Sanders Rd	200 Weathersfield Avenue	
Zone	05	NORTHBROOK IL 60062 US	ALTAMONTE SPRINGS FL 32714 US	
Packages	1			
Actual Weight	4.0 lbs, 1.8 kgs	Transportation Charge		67.60
Rated Weight	10.0 lbs, 4.5 kgs	Earned Discount		-27.04
Delivered	Jan 05, 2010 09:51	Automation Bonus Discount		-6.76
Svc Area	A2	Fuel Surcharge		2.37
Signed by	P.HANKS	<b>Total Charge</b>	<b>USD</b>	<b>\$36.17</b>
FedEx Use	00000000/0001349/_			

**Picked up:** Jan 06, 2010      **Cust. Ref.:** NO REFERENCE INFORMATION      **Ref.#2:**  
**Payer:** Shipper      **Ref.#3:**

- Fuel Surcharge - FedEx has applied a fuel surcharge of 7.00% to this shipment.
- The Earned Discount for this ship date has been calculated based on a revenue threshold of \$ 5078.25
- Distance Based Pricing, Zone 2
- FedEx has audited this shipment for correct packages, weight, and service. Any changes made are reflected in the invoice amount.
- We calculated your charges based on a dimensional weight of 4.0 lbs., 12" x 8" x 7", divided by 194.
- Package Delivered to Recipient Address - Release Authorized

<b>Automation</b>	INET	<b>Sender</b>	<b>Recipient</b>	
Tracking ID	793158617280	Rodney Simmons	John Stenzel	
Service Type	FedEx Standard Overnight	Utilities, Inc.	Lake Holiday Utilities Corp	
Package Type	Customer Packaging	2335 Sanders Rd	117 E. Bonnie Lane	
Zone	02	NORTHBROOK IL 60062 US	SOMONAUK IL 60552 US	
Packages	1			
Actual Weight	2.0 lbs, 0.9 kgs	Transportation Charge		20.90
Rated Weight	4.0 lbs, 1.8 kgs	Fuel Surcharge		1.08
Delivered	Jan 07, 2010 10:51	Earned Discount		-8.36
Svc Area	A5	Delivery Area-Resi		2.50
Signed by	see above	Automation Bonus Discount		-2.09
FedEx Use	00000000/0001283/02	Residential Delivery		2.50
		<b>Total Charge</b>	<b>USD</b>	<b>\$16.53</b>





3009923

RECEIVED

**EXPENSE REPORT FORM**

JAN 28 2010

- 1) Complete all sections where applicable
- 2) Attach receipts onto separate page, attach to form

Name **Erin Povich**

Batch 75178

Company/  
Project **2010156.2908.00901**

3) Explain ALL entertainment expenses on the back of form

Doc 233259

- 4) Keep photocopies of all forms for your protection
- 5) Submit completed form to supervisor for approval

Date	Business Unit	1/31/10	2010156	Total	Account Codes
Meals		28.45		\$28.45	6200
Client Dinners/Entertainment				\$0.00	6205
Hotel ( room, tax, phone calls)				\$0.00	6185
Airfare				\$0.00	6190
Mileage Driven					
Mileage Value @ 0.485				\$0.00	5660
Car Rental (including fuel)				\$0.00	6195
Parking				\$0.00	6185
Tolls				\$0.00	6185
Taxi - Limousine				\$0.00	6195
Education				\$0.00	5820
Other: bank fee				\$0.00	5690
Boots				\$0.00	5900
Wellness				\$0.00	5660
Other:				\$0.00	

FEB 03 2010

**Purpose of the Expense:** Dinner for Dan Ciecierski & Erin Povich while working late on MFR review and analysis

**Business Benefit:** Getting the MFRs filed on time

**# Days on Business:** 0

**Payment Recap**

Total of the Front of the Expense Form: **\$28.45**

Subtract Any Advance: **less**

Net Amount Due to the Employee: **\$28.45**

*I hereby certify that the above expenditures represent cash spent for legitimate company business only and include no items of a personal nature.*

**Explanation:**

**Authorized Signature:** *[Signature]*

**Date Authorized:** 1/28/10

**Employee Signature:** *[Signature]*

**Date Signed:** 1/28/2010





JOHNNY'S  
KITCHEN & TAP

1740 Milwaukee Ave

Glenview, IL 60025

Tel: (847) 699-9999

Date: Jan26'10 07:39PM

Card Type: [REDACTED]

Acct #: [REDACTED]

Trans Key: [REDACTED]

Exp Date: [REDACTED]

Auth Code: 07084C

Check: 4882

Check ID: ERIN

Server: 30 CARRY 0

Subtotal: 28.45

TIP \_\_\_\_\_

TOTAL \_\_\_\_\_

28.45

GUEST COPY

Erin & Dan -  
Dinner 1/26/2010 Kate  
WIF MFRS

KW-7

3002421

**Invoice**

RECEIVED  
JAN 13 2010



CPH Engineers, Inc.  
P.O. Box 2908  
Sanford, FL 32772-2908  
Phone: 407.322.6841  
Fax: 407.330.0639

Bryan Gongre  
Utilities, Inc.  
200 Weathersfield Avenue  
Altamonte Springs, FL 32714

January 13, 2010  
Project No: U0706.06  
Invoice No: 70816

Bill 75182  
Doc 233368

Miscellaneous Services on Small Projects.  
Professional Services through December 20, 2009

Professional Personnel

	Hours	Rate	Amount
Senior Design Technician	2.00	100.00	200.00
<b>Total Labor</b>	<b>2.00</b>		<b>200.00</b>

Total this Invoice

200.00  
\$200.00  
*OK KW*

Billings to Date

	Current	Prior	Total
Labor	200.00	127,816.00	128,016.00
Consultant	0.00	10,174.95	10,174.95
Expense	0.00	2,526.55	2,526.55
Unit	0.00	779.28	779.28
<b>Totals</b>	<b>200.00</b>	<b>141,296.78</b>	<b>141,496.78</b>

Services Provided This Period Include:  
- Weathersfield Water and Sewer Maps.

CPH Engineers, Inc. *[Signature]*

WIF Rate Case Related

BU# 252111  
Bryan Gongre

2010156.2910.00901  
WIF Rate case - Consulting

FEB 03 2010

3000882

KW

18444 Lost Lake Way  
Jupiter, FL 33458  
Phone or Fax (561) 743-9510  
e-mail: frankdenjup@att.net

Batch 75 362

**Management & Regulatory Consultants, Inc.**

Doc 234172

ACCOUNTS PAYABLE  
UTILITIES, INC.  
2335 SANDERS ROAD  
NORTHBROOK, IL 60062

01/21/10  
20029.10

CONSULTING - PENNBROOKE (PB) - 2008 TY - MFR	
LAKE PLACID (LP) - 2008 TY - MFR	
SANLANDO (SAN) - 2008 TY - U&U	
UIF (UIF) - 2008 TY - U&U	
LONGWOOD (LW) - 2008 TY - U&U	
CYPRESS LAKES U&U (CLU)	
PREVIOUS BALANCE	\$ 3117.50

<u>Week of:</u>		HOURS	
12/01/09	FS CONSULTING - UIF - REVIEW U&U AND SCH. E & F RECONCILIATION FOR SEMINOLE COUNTY.	1.00	145.00
12/07/09	FS CONSULTING - UIF - REVIEW U&U AND F SCH. FOR SEMINOLE CO.	0.50	72.50
12/21/09	FS CONSULTING - UIF - UPDATE B-10 SUPPORT SCHEDULES.	1.00	145.00
12/21/09	FS CONSULTING - CLU - PREPARE U&U ANALYSIS FOR STAFF.	1.00	145.00
	FOR CURRENT SERVICES RENDERED	3.50	\$ 507.50 ✓

PAYMENTS AND CREDITS	
01/04/10 PAYMENT	- 1377.50
01/04/10 PAYMENT	- 1740.00

FEB 04 2010

BALANCE DUE

\$ 507.50

Note: Allocation for "All Cases" - 25% Each, PB, LP, SAN & LW  
Allocation for "PB & LP MFRs" - 50% Each, PB & LP

2010156.2910.00901 → \$ 362.50 ⇒ 2.5 hrs @ 145/hr. *ok KW*

2010160.2910.00901 → \$ 145.00 ⇒ 1 hr. @ 145/hr. *ok KW*

\$ 507.50 ✓

3001118

SL ✓  
KW ✓

LAW OFFICES  
**ROSE, SUNDBROM & BENTLEY, LLP**

P.O. BOX 1567  
TALLAHASSEE, FLORIDA 32302-1567

F.E.I.# 59-2783536

(850) 877-6555

PLEASE REFER TO INVOICE NUMBER  
WHEN REMITTING

UTILITIES, INC  
ATTN: JOHN STOVER  
2335 SANDERS RD  
NORTHBROOK, IL 60062

JANUARY 12, 2010 Patch: 75889  
INVOICE # 41585  
FILE # 30057-00179  
PAGE 1 Doc 236232

MATTER: UTILITIES, INC OF FLORIDA/2009 RATE CASE

11/02/09 CWM	REVIEW AND REVISE MEMORANDUM REQUESTING TEST YEAR APPROVAL; PREPARE DOCUMENTS AND FILE WITH PSC CLERK'S E-FILING SYSTEM.	.30	87.00
11/17/09 CWM	DRAFT CORRESPONDENCE TO BART FLETCHER OF PSC STAFF REGARDING REQUEST FOR TEST YEAR APPROVAL.	.20	58.00
11/23/09 CWM	REVIEW CORRESPONDENCE FROM CLIENT REGARDING ADDITIONAL ENGINEERING INFORMATION (EMPLOYEE CERTIFICATIONS); REVIEW ADDITIONAL ENGINEERING INFORMATION SUBMITTED BY CLIENT; DRAFT CORRESPONDENCE TO CLIENT REGARDING SAME; DRAFT CORRESPONDENCE TO STAFF REGARDING STATUS OF TEST YEAR REQUEST.	.60	174.00
12/03/09 CWM	TELEPHONE CONFERENCE WITH CLIENT REGARDING DEADLINE TO FILE MFRS; TELEPHONE CONFERENCE WITH BART FLETCHER REGARDING REQUEST TO EXTEND DEADLINE TO FILE MFRS; DRAFT CORRESPONDENCE TO PSC CLERK REQUESTING EXTENSION OF DEADLINE TO FILE MFRS; PREPARE AND FILE DOCUMENT WITH PSC CLERK'S E-FILING SYSTEM.	.60	174.00
12/10/09 CWM	REVIEW CORRESPONDENCE FROM PSC CLERK REGARDING APPROVAL OF REQUESTED EXTENSION OF TIME TO FILE MFRS; TELEPHONE CONFERENCE WITH BART FLETCHER OF PSC STAFF REGARDING SAME; DRAFT CORRESPONDENCE TO CLIENT AND CONSULTANT REGARDING SAME.	.30	87.00
12/21/09 CWM	REVIEW CORRESPONDENCE FROM CLIENT REGARDING INFORMATION NEEDED TO COMPLETE MFR SCHEDULE B-10; DRAFT CORRESPONDENCE TO CLIENT RESPONDING TO SAME.	.30	87.00
12/22/09 CWM	REVIEW CORRESPONDENCE FROM CLIENT AND CONSULTANT REGARDING PROPOSED SCHEDULE B-10 INFORMATION; DRAFT CORRESPONDENCE TO CLIENT REGARDING SAME.	.30	87.00
12/29/09 MSF	ARGUMENT WITH MR. FLETCHER AT PSC REGARDING SNOW BIRD BILLING POLICY	.30	96.00

LAW OFFICES  
**ROSE, SUNDSTROM & BENTLEY, LLP**

P.O. BOX 1567  
TALLAHASSEE, FLORIDA 32302-1567

F.E.I.# 59-2783536

(850) 877-6555

PLEASE REFER TO INVOICE NUMBER  
WHEN REMITTING

UTILITIES, INC

Invoice #: 41585

PAGE 2

TOTAL HOURS 2.90

PROFESSIONAL FEES \$ 850.00

MARTIN S FRIEDMAN	.30	96.00
CHRISTIAN W MARCELLI	2.60	754.00

LONG DISTANCE CALLS	.25
PHOTOCOPIES	5.50

TOTAL COSTS ADVANCED \$ 5.75

TOTAL STATEMENT \$ 855.75

2010156.2906.00901

3004654

KW ✓

Milian, Swain & Associates, Inc.  
2025 S. W. 32<sup>nd</sup> Avenue  
Miami, Florida 33145  
Tel.: 305-441-0123 Fax: 305-441-0688

INVOICE

Invoice No. 30007  
February 2, 2010  
Page 1, Billing #10

Batch 76385

Doc 238431

John Hoy  
Chief Regulatory Officer  
Utilities, Inc.  
2335 Sanders Road  
Northbrook, IL 60062-6196

For Professional services rendered through January 29, 2010 in connection with rate case for UIF 2008

	Hours	Rate	Amount
Principal:			
Deborah Swain	29.75	200.00	5,950.00
Senior Staff Accountant:			
Maria Bravo	213.00	150.00	31,950.00
Total Due for invoice 30007			\$37,900.00

OK JH

Total Amount Due \$37,900.00

2010K6.2910 - 37,900.00

Please make check payable to Milian Swain & Associates, Inc.

FEB 19 2010

300 1118  
LAW OFFICES  
**ROSE, SUNDBSTROM & BENTLEY, LLP**

P.O. BOX 1567  
TALLAHASSEE, FLORIDA 32302-1567

SL ✓  
KW ✓

F.E.I.# 59-2783536

(850) 877-6555

PLEASE REFER TO INVOICE NUMBER  
WHEN REMITTING

UTILITIES, INC  
ATTN: JOHN STOVER  
2335 SANDERS RD  
NORTHBROOK, IL 60062

2010-156, 2906, 00901

Batch 77926

FEBRUARY 10, 2010  
INVOICE # 41796  
FILE # 30057-00179  
PAGE 1

Doc 244099

22,327,35

MATTER: UTILITIES, INC OF FLORIDA/2009 RATE CASE

1/04/10 CWM	DRAFT CORRESPONDENCE TO AND REVIEW CORRESPONDENCE FROM CLIENT REGARDING THE ADDITION OF NSF CHECK FEES TO UIF RATE CASE AND WHETHER ADDITIONAL DOCKET WILL NEED TO BE OPENED TO IMPLEMENT NSF CHECK FEES.	.30	91.50
1/08/10 CWM	REVIEW PREVIOUS RATE CASE DOCUMENTS IN PREPARATION FOR DRAFTING APPLICATION FOR RATE INCREASE; DRAFT APPLICATION FOR RATE INCREASE.	1.50	457.50
1/13/10 CWM	TELEPHONE CONFERENCE WITH BART FLETCHER REGARDING FILING OF APPLICATION, MFRS, ADDITIONAL ENGINEERING INFORMATION AND ALLOCATION MANUALS.	.30	91.50
1/18/10 CWM	DRAFT CORRESPONDENCE TO CLIENT AND CONSULTANTS REGARDING STATUS OF MFRS AND SUPPORTING DOCUMENTS; REVIEW AND REVISE APPLICATION FOR RATE INCREASE; PREPARE OUTLINE OF WATER AND WASTEWATER TARIFFS; REVIEW AND REVISE AFFIDAVIT OF UTILITY OFFICER (LISA SPARROW); TELEPHONE CONFERENCE WITH MARIA BRAVO REGARDING STATUS OF MFRS; TELEPHONE CONFERENCE WITH KIRSTEN WEEKS REGARDING SAME.	2.80	854.00
1/19/10 CWM	REVIEW ADDITIONAL ENGINEERING INFORMATION FROM CLIENT; PREPARE ADDITIONAL ENGINEERING INFORMATION FOR FILING; DRAFT CORRESPONDENCE TO CLIENT REGARDING STATUS AND PREPARATION OF ADDITIONAL ENGINEERING INFORMATION.	1.60	488.00
1/20/10 CWM	REVIEW ADDITIONAL ENGINEERING SCHEDULES (CHEMICALS USED, CHEMICAL ANALYSIS, VEHICLES, EMPLOYEES) INFORMATION FROM CLIENT; PREPARE ADDITIONAL ENGINEERING INFORMATION FOR FILING; DRAFT CORRESPONDENCE TO CLIENT REGARDING STATUS AND PREPARATION OF ADDITIONAL ENGINEERING INFORMATION.	3.20	976.00
1/21/10 CWM	CONTINUED PREPARATION OF ADDITIONAL ENGINEERING INFORMATION FOR FILING WITH UPCOMING RATE CASE APPLICATION; TELEPHONE CONFERENCE WITH KIRSTEN	3.70	1,128.50

Approved by Legal

LAW OFFICES  
**ROSE, SUNDBROM & BENTLEY, LLP**

P.O. BOX 1567  
TALLAHASSEE, FLORIDA 32302-1567

F.E.I.# 59-2783536

(850) 877-6555

PLEASE REFER TO INVOICE NUMBER  
WHEN REMITTING

UTILITIES, INC

Invoice #: 41796

PAGE 2

---

	WEEKS REGARDING INFORMATION THAT WILL COME FROM NORTHBROOK OFFICE; REVIEW CUSTOMER COMPLAINTS FROM CLIENT.		
1/22/10 CWM	CONTINUED PREPARATION OF APPLICATION AND ADDITIONAL ENGINEERING INFORMATION FOR FILING WITH PSC CLERK; DRAFT CORRESPONDENCE TO CLIENT REGARDING STATUS AND PREPARATION OF MFRS AND ADDITIONAL ENGINEERING INFORMATION.	3.30	1,006.50
1/25/10 CWM	REVIEW MFR SCHEDULES FROM CLIENT AND CONSULTANT; PREPARATION OF MFR SCHEDULES FOR FILING WITH PSC CLERK; CONTINUED PREPARATION OF ADDITIONAL ENGINEERING INFORMATION FOR FILING WITH PSC CLERK; REVIEW AND REVISE TARIFF SHEETS IN ACCORDANCE WITH RATE SCHEDULES FROM CONSULTANT; REVIEW BILLING ANALYSIS SCHEDULES FROM CLIENT; DRAFT CORRESPONDENCE TO CLIENT AND CONSULTANT REGARDING REVISIONS AND ISSUES IN MFRS; REVIEW CORRESPONDENCE FROM CLIENT REGARDING SAME.	4.80	1,464.00
1/26/10 CWM	REVIEW MFR SCHEDULES FROM MARIA BRAVO; PREPARE MFR SCHEDULES FOR FILING WITH PSC CLERK; REVIEW AND REVISE ADDITIONAL ENGINEERING INFORMATION FOR FILING WITH PSC CLERK; REVIEW AND REVISE TARIFF SHEETS IN ACCORDANCE WITH RATE SCHEDULES FROM CONSULTANT; REVIEW BILLING ANALYSIS SCHEDULES FROM CLIENT; DRAFT CORRESPONDENCE TO CLIENT AND CONSULTANT REGARDING REVISIONS AND ISSUES IN MFRS; REVIEW CORRESPONDENCE FROM CLIENT REGARDING SAME.	3.60	1,098.00
1/27/10 MSF	REVIEW MFR'S AND FILING PREPARATION	.80	264.00
1/27/10 CWM	REVIEW ADDITIONAL ENGINEERING INFORMATION FROM CLIENT; PREPARE ADDITIONAL ENGINEERING INFORMATION FOR FILING; DRAFT CORRESPONDENCE TO CLIENT REGARDING STATUS AND PREPARATION OF ADDITIONAL ENGINEERING INFORMATION.	3.50	1,067.50
1/28/10 CWM	TELEPHONE CONFERENCE WITH KIRSTEN REGARDING MFR ISSUES; TELEPHONE CONFERENCE WITH MARIA BRAVO REGARDING SAME; REVIEW MFR SCHEDULES FROM CLIENT AND CONSULTANT; PREPARATION OF MFR SCHEDULES FOR FILING WITH PSC CLERK; CONTINUED PREPARATION OF ADDITIONAL ENGINEERING INFORMATION FOR FILING	5.00	1,525.00



LAW OFFICES  
**ROSE, SUNDBROM & BENTLEY, LLP**

P.O. BOX 1567  
TALLAHASSEE, FLORIDA 32302-1567

F.E.I.# 59-2783538

(850) 877-6555

PLEASE REFER TO INVOICE NUMBER  
WHEN REMITTING

UTILITIES, INC

Invoice #: 41796

PAGE 3

---

1/29/10 CWM	WITH PSC CLERK; REVIEW AND REVISE TARIFF SHEETS IN ACCORDANCE WITH RATE SCHEDULES FROM CONSULTANT; REVIEW BILLING ANALYSIS SCHEDULES FROM CLIENT; DRAFT CORRESPONDENCE TO CLIENT AND CONSULTANT REGARDING REVISIONS AND ISSUES IN MFRS; REVIEW CORRESPONDENCE FROM CLIENT REGARDING SAME. FINAL REVIEW OF MFR SCHEDULES, APPLICATION AND SUPPORTING DOCUMENTS; FINAL PREPARATION OF MFR SCHEDULES FOR FILING WITH PSC CLERK; FINAL PREPARATION OF ADDITIONAL ENGINEERING INFORMATION FOR FILING WITH PSC CLERK; COMPLETE PROPOSED INTERIM AND FINAL WATER AND WASTEWATER TARIFF SHEETS IN ACCORDANCE WITH RATE SCHEDULES FROM CONSULTANT; COMPLETE REVIEW OF BILLING ANALYSIS SCHEDULES FROM CLIENT; DRAFT CORRESPONDENCE TO CLIENT AND CONSULTANT REGARDING REVISIONS AND ISSUES IN MFRS; REVIEW CORRESPONDENCE FROM CLIENT REGARDING SAME; PREPARE DOCUMENTS FOR HAND DELIVERY TO PSC CLERK ON FEBRUARY 1, 2010.	5.50	1,677.50
	TOTAL HOURS	39.90	
	PROFESSIONAL FEES		\$ 12,189.50
	MARTIN S FRIEDMAN	.80	264.00
	CHRISTIAN W MARCELLI	39.10	11,925.50

LAW OFFICES  
**ROSE, SUNDBSTROM & BENTLEY, LLP**

P.O. BOX 1567  
TALLAHASSEE, FLORIDA 32302-1567

F.E.I.# 59-2783536

(850) 877-6555

PLEASE REFER TO INVOICE NUMBER  
WHEN REMITTING

UTILITIES, INC

Invoice #: 41796

PAGE 4

---

FEDERAL EXPRESS	23.10
FILING FEE	9,000.00
PHOTOCOPIES	1,114.75

TOTAL COSTS ADVANCED	\$ 10,137.85
----------------------	--------------

TOTAL STATEMENT	<u>-----</u> \$ 22,327.35 <u>=====</u>
-----------------	--

LAW OFFICES  
**ROSE, SUNDBSTROM & BENTLEY, LLP**

P.O. BOX 1567  
TALLAHASSEE, FLORIDA 32302-1567

F.E.I.# 59-2783536

(850) 877-6555

PLEASE REFER TO INVOICE NUMBER  
WHEN REMITTING

UTILITIES, INC  
ATTN: JOHN STOVER  
2335 SANDERS RD  
NORTHBROOK, IL 60062

FEBRUARY 10, 2010  
INVOICE # 41796  
FILE # 30057-00179

---

MATTER: UTILITIES, INC OF FLORIDA/2009 RATE CASE

CURRENT INVOICE SUMMARY

---

SUMMARY OF CHARGES RENDERED ON THIS INVOICE:

CURRENT FEES:	\$ 12,189.50
CURRENT COSTS:	\$ 10,137.85
TOTAL CHARGES FOR THIS INVOICE:	<u>\$ 22,327.35</u>
OUTSTANDING ACCOUNTS RECEIVABLE:	<u>\$ 855.75</u>
TOTAL AMOUNT DUE THIS MATTER:	<u><u>\$ 23,183.10</u></u>

2010 Bo. 2906 - \$ 22,327.35

3000832

18444 Lost Lake Way  
Jupiter, FL 33458  
Phone or Fax (561) 743-9510  
e-mail: frankdenjup@att.net

Batch 77935

**Management & Regulatory Consultants, Inc.**

Doc 244138

ACCOUNTS PAYABLE  
UTILITIES, INC.  
2335 SANDERS ROAD  
NORTHBROOK, IL 60062

02/08/10  
20029.10

CONSULTING - PENNBROOKE (PB) - 2008 TY - MFR  
LAKE PLACID (LP) - 2008 TY - MFR  
SANLANDO (SAN) - 2008 TY - U&U  
UIF (UIF) - 2008 TY - U&U  
LONGWOOD (LW) - 2008 TY - U&U  
CYPRESS LAKES U&U (CLU)  
PREVIOUS BALANCE

\$ 507.50

Week of:

HOURS

01/04/10	FS	CONSULTING - CLU - U&U ANALYSIS FOR STAFF.	7.00	1050.00 ✓
01/04/10	FS	CONSULTING - UIF - REVIEW U&U AND PREPARE FINAL.	3.00	450.00 ✓
01/11/10	FS	CONSULTING - UI - RESEARCH ACQUISITION POLICY FOR J. WILLIAMS.	3.00	450.00 ✓
01/11/10	FS	CONSULTING - UIF - REVIEW U&U FOR FINAL; RECONCILE "F's" And "E's"	15.00	2250.00 ✓
01/18/10	FS	CONSULTING - UIF - RECONCILE PASCO COUNTY.	10.00	1500.00 ✓
		FOR CURRENT SERVICES RENDERED	38.00	\$5700.00

PAYMENTS AND CREDITS

02/08/10 PAYMENT

BALANCE DUE

~~507.50~~  
\$ 5700.00 *OK KW*

NOTE: BILLING RATE, EFFECTIVE 1/1/10: \$150.00/Hr

Note: Allocation for "All Cases" - 25% Each, PB, LP, SAN & LW  
Allocation for "PB & LP MFRs" - 50% Each, PB &, LP

2010/60. 2910.00001 \$ 1,050.00 *OK KW*  
 2010/56. 2910.00001 \$ 4,200.00 *OK KW*  
 855/00. 6070 - 450.00 *OK KW*  
\$ 5,700.00

3001196  
SL ✓  
RW ✓

LAW OFFICES  
**ROSE, SUNDSTROM & BENTLEY, LLP**

P.O. BOX 1567  
TALLAHASSEE, FLORIDA 32302-1567

F.E.I.# 59-2783536

(850) 877-6555

PLEASE REFER TO INVOICE NUMBER  
WHEN READING THIS

74382

Doc

249324

UTILITIES, INC  
ATTN: JOHN STOVER  
2335 SANDERS RD  
NORTHBROOK, IL 60062

PAID  
MAR 10 2010

MARCH 10, 2010  
INVOICE # 41955  
FILE # 30057-00179  
PAGE 1

MATTER: UTILITIES, INC OF FLORIDA/2009 RATE CASE

2/01/10 CWM	PREPARE AND FILE APPLICATION, MFRS, ADDITIONAL ENGINEERING INFORMATION AND SUPPORTING DOCUMENTS; DRAFT CORRESPONDENCE TO CLIENT AND CONSULTANTS REGARDING SAME.	.80	244.00
2/02/10 MSF	TELEPHONE CONFERENCE WITH MR. FLETCHER OF PSC STAFF WHO TELEPHONED; LETTER TO MS WEEKS AND MR. LUBERTOZZI; DRAFT WAIVER OF STATUTORY DEADLINE	.60	198.00
2/02/10 CWM	REVIEW RATE CASE DOCUMENTS INCORRECTLY LABELED ON PSC WEBSITE; REVIEW CORRESPONDENCE FROM CLIENT AND CONSULTANT REGARDING SAME; TELEPHONE CONFERENCE WITH PSC CLERK REGARDING INCORRECTLY LABELED MFR VOLUMES.	.30	91.50
2/04/10 CWM	TELEPHONE CONFERENCE WITH PSC CLERK REGARDING MISLABELING OF MFR VOLUMES ON CASE MANAGEMENT WEBSITE AND ESTIMATE OF WHEN PROBLEM WILL BE FIXED.	.20	61.00
2/10/10 CWM	TELEPHONE CONFERENCE WITH ANDREW MAUREY OF PSC STAFF REGARDING INTERIM RATES REQUESTED; TELEPHONE CONFERENCE WITH KIRSTEN WEEKS REGARDING INFORMATION NEEDED FOR STAFF RECOMMENDATION ON INTERIM RATES; REVIEW INCOME STATEMENT AND BALANCE SHEET FROM CLIENT; DRAFT CORRESPONDENCE TO STAFF REGARDING SAME.	.50	152.50
2/26/10 CWM	REVIEW STAFF'S DEFICIENCY LETTER; REVIEW MFRS IN LIGHT OF DEFICIENCY LETTER.	.30	91.50
2/27/10 MSF	REVIEW DEFICIENCIES LETTER FROM PSC AND LETTER TO CLIENT AND CONSULTANTS	.20	66.00

TOTAL HOURS 2.90

PROFESSIONAL FEES \$ 904.50

**Approved by Legal**

LAW OFFICES  
**ROSE, SUNDSTROM & BENTLEY, LLP**

P.O. BOX 1567  
TALLAHASSEE, FLORIDA 32302-1567

F.E.I.# 59-2783536

(850) 877-6555

PLEASE REFER TO INVOICE NUMBER  
WHEN REMITTING

UTILITIES, INC

Invoice #: 41955

PAGE 2

---

MARTIN S FRIEDMAN	.80	264.00
CHRISTIAN W MARCELLI	2.10	640.50

LONG DISTANCE CALLS	.75
OUTSIDE PHOTOCOPIES	6,720.10
FEDERAL EXPRESS	818.94
PHOTOCOPIES	26.25

TOTAL COSTS ADVANCED	\$ 7,566.04
----------------------	-------------

TOTAL STATEMENT

-----  
\$ 8,470.54  
-----

2010156.2906.00901

LAW OFFICES  
**ROSE, SUNDSTROM & BENTLEY, LLP**

P.O. BOX 1567  
TALLAHASSEE, FLORIDA 32302-1567

F.E.I.# 59-2783536

(850) 877-6555

PLEASE REFER TO INVOICE NUMBER  
WHEN REMITTING

UTILITIES, INC  
ATTN: JOHN STOVER  
2335 SANDERS RD  
NORTHBROOK, IL 60062

MARCH 10, 2010  
INVOICE # 41955  
FILE # 30057-00179

---

MATTER: UTILITIES, INC OF FLORIDA/2009 RATE CASE

CURRENT INVOICE SUMMARY

---

SUMMARY OF CHARGES RENDERED ON THIS INVOICE:

CURRENT FEES:	\$ 904.50
CURRENT COSTS:	\$ 7,566.04
	-----
TOTAL CHARGES FOR THIS INVOICE:	\$ 8,470.54
	-----
OUTSTANDING ACCOUNTS RECEIVABLE:	\$ 22,327.35
	-----
TOTAL AMOUNT DUE THIS MATTER:	\$ 30,797.89
	=====

**Labor Invoice -- DUE UPON RECEIPT**

Personal & Confidential  
Lowell M Yap  
UTILITIES INCORPORATED  
2335 SANDERS RD  
NORTHBROOK IL 60062-6108

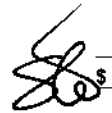
Please Remit To:  
OfficeTeam  
12400 COLLECTIONS CENTER DRIVE **79415**  
CHICAGO IL 60693

**249348**

Line	Employee Name	Wk End Dt	"Report-To" Supervisor	Qty	UOM	Bill Rate	Amount
1	Kim,Janice	03/19/2010	Yap,Lowell M	40.00	HRS REG	\$ 16.80	\$ 672.00
Subtotal for Week-Ended: 03/19/2010				40.00	HRS		\$ 672.00

**\$ 537.00 - 2010054 400**  
**135.00 - 2010156**  
**672.00**

**RECEIVED**  
**APR 06 2010**

BY:  \$ 672.00

Invoice Subtotal:

**TOTAL AMOUNT DUE: 252 \$ 672.00**

**APR 06 2010**

We provide more timely and accurate information to the business community by sharing our accounts receivable information with National Credit Reporting Agencies.

Any questions regarding this invoice please call:  
(800) 776-3770

For qualified administrative professionals please call:  
(800) 804-8367

Please detach and return this remittance stub with your payment.

**Thank you for choosing OfficeTeam!**

OfficeTeam  
12400 COLLECTIONS CENTER DRIVE  
CHICAGO IL 60693

Customer Number	Invoice Number	Total Amount
01300-000961000	30879580	\$ 672.00

0130000096100030879580000672004



3004654

SL ✓  
KW ✓

*Milian, Swain & Associates, Inc.*  
2025 S. W. 32<sup>nd</sup> Avenue  
Miami, Florida 33145  
Tel.: 305-441-0123 Fax: 305-441-0688

RECEIVED  
Batch 79611  
APR 05 2010  
Doc 250442

**INVOICE**

Invoice No.30079  
March 26, 2010  
Page 1, Billing #12

**John Hoy**  
**Chief Regulatory Officer**  
**Utilities, Inc.**  
**2335 Sanders Road**  
**Northbrook, IL 60062-6196**

**For Professional services rendered through March 26, 2010 in connection with rate case for UIF 2008**

	Hours	Rate	Amount
Principal			
Deborah Swain	5.75	200.00	1,150.00
Senior Staff Accountant:			
Maria Bravo	14.75	150.00	2,212.50
<b>Total Due for invoice 30079</b>		252	<b>\$3,362.50</b>

**Total Amount Due \$3,362.50**

2010156. 2906.00901

**Aged Receivables:**  
**Invoice #30042- \$3,900.00**

APR 07 2010

RECEIVED  
APR 07 2010  
BY: \_\_\_\_\_

Please make check payable to *Milian Swain & Associates, Inc.*

3004654

KW ✓

*Milian, Swain & Associates, Inc.*  
2025 S. W. 32<sup>nd</sup> Avenue  
Miami, Florida 33145  
Tel.: 305-441-0123 Fax: 305-441-0688

Batch 80430

253436

Doc \_\_\_\_\_

**INVOICE**

Invoice No. 30042  
March 1, 2010  
Page 1, Billing #11

**John Hoy**  
**Chief Regulatory Officer**  
**Utilities, Inc.**  
**2335 Sanders Road**  
**Northbrook, IL 60062-6196**

**For Professional services rendered through February 26, 2010 in connection with rate case for UIF 2008**

	Hours	Rate	Amount
Senior Staff Accountant:			
Maria Bravo	26.00	150.00	3,900.00
<b>Total Due for invoice 30042</b>			<b>3,900.00</b>

2010156.2900.00901

**Total Amount Due \$3,900.00**

**Aged Receivables:**  
**Invoice #30007- \$37,900.00**

Please make check payable to *Milian Swain & Associates, Inc.*

RECEIVED  
MILIAN SWAIN & ASSOCIATES, INC.  
MARCH 1 2010

**FedEx** 3000067

**Invoice Number**  
7-063-59624

**Invoice Date**  
Apr 21, 2010

**Account Number**  
4072-8604-9

Page  
1 of 3

FedEx Tax ID: 71-0427007  
Batch 80710

**Billing Address:**

UTILITIES INC  
ATTN: ACCTS PAYABLE  
2335 SANDERS RD  
NORTHBROOK IL 60062-6196

**Shipping Address:**

UTILITIES, INC.-REGULATORY  
2335 SANDERS RD  
NORTHBROOK IL 60062-6196

**Invoice Questions?**  
**Contact FedEx Revenue Services**  
Phone: (800) 622-1147 M-Sa 7-6 (CST)  
Fax: (800) 548-3020  
Internet: www.fedex.com

254337

**Invoice Summary Apr 21, 2010**

**FedEx Express Services**

Transportation Charges		37.70
Earned/Grace Discount		-15.33
Special Handling Charges		1.64
Total Charges	USD	\$24.01
<b>TOTAL THIS INVOICE</b>	<b>USD</b>	<b>\$24.01</b>

You saved \$15.33 in discounts this period!

Shipments included in this invoice received an earned discount. If you would like to know how it was calculated, please go to the following URL: <https://www.fedex.com/EarnedDiscounts/>.

Other discounts may apply.

APR 26 2010

RECEIVED  
APR 26 2010



To ensure proper credit, please return this portion with your payment to FedEx. Please do not staple or fold. Please make check payable to FedEx.

For change of address, check here and complete form on reverse side.

Invoice Number	Account Number	Amount Due
7-063-59624	4072-8604-9	USD \$24.01

**Remittance Advice**

Your payment is due by May 06, 2010

407286047063596246500000240181

UTILITIES INC  
ATTN: ACCTS PAYABLE  
2335 SANDERS RD  
NORTHBROOK IL 60062-6196

FedEx  
P.O. Box 94515  
PALATINE IL 60094-4515



99333100075521

000005 12/15



<b>Invoice Number</b> 7-063-59624	<b>Invoice Date</b> Apr 21, 2010	<b>Account Number</b> 4072-8604-9	<b>Page</b> 3 of 3
--------------------------------------	-------------------------------------	--------------------------------------	-----------------------

### FedEx Express Shipment Detail By Payor Type (Original)

**Picked up:** Mar 30, 2010      **Cust. Ref.:** 2010150 2908      **Ref.#2:**  
**Payor:** Third Party      **Ref.#3:**

- The Earned Discount for this ship date has been calculated based on a revenue threshold of \$ 4916.35
- Fuel Surcharge - FedEx has applied a fuel surcharge of 7.50% to this shipment.
- Distance Based Pricing, Zone 5

<b>Automation</b>	USAB	<b>Sender</b>	<b>Recipient</b>	
<b>Tracking ID</b>	869659586815	BRIAN SHEAKE	CHRIS AYERS	
<b>Service Type</b>	FedEx Priority Overnight	UTILITIES INC	POYNSE SPRUILL LLP	
<b>Package Type</b>	FedEx Envelope	2335 SANDERS RD	301 FAYETTEVILLE ST 1900	
<b>Zone</b>	05	NORTHBROOK IL 60062-6196 US	RALEIGH NC 27601 US	
<b>Packages</b>	1			
<b>Rated Weight</b>	N/A	<b>Transportation Charge</b>		24.70
<b>Svc Area</b>	A1	<b>Earned Discount</b>		-10.13
<b>FedEx Use</b>	008920407/0000219/_	<b>Fuel Surcharge</b>		1.09
		<b>Total Charge</b>	<b>USD</b>	<b>\$15.66</b>

**Picked up:** Apr 13, 2010      **Cust. Ref.:** 251105 6070      **Ref.#2:**  
**Payor:** Third Party      **Ref.#3:**

- Fuel Surcharge - FedEx has applied a fuel surcharge of 7.00% to this shipment.
- The Earned Discount for this ship date has been calculated based on a revenue threshold of \$ 4836.39
- Distance Based Pricing, Zone 5

<b>Automation</b>	USAB	<b>Sender</b>	<b>Recipient</b>	
<b>Tracking ID</b>	869659586675	SPENCER NEDVED	SONIA BRUCE	
<b>Service Type</b>	FedEx 2Day	UTILITIES INC	FLORIDA PUBLIC SERVICE COMMISS	
<b>Package Type</b>	FedEx Envelope	2335 SANDERS RD	2540 SHUMARD OAK BLVD	
<b>Zone</b>	05	NDRTHBROOK IL 60062-6196 US	TALLAHASSEE FL 32399 US	
<b>Packages</b>	1			
<b>Rated Weight</b>	N/A	<b>Transportation Charge</b>		13.00
<b>Delivered</b>	Apr 15, 2010 09:45	<b>Fuel Surcharge</b>		0.55
<b>Svc Area</b>	A2	<b>Earned Discount</b>		-5.20
<b>Signed by</b>	W.SPENCER	<b>Total Charge</b>	<b>USD</b>	<b>\$8.35</b>
<b>FedEx Use</b>	010319880/0001111/_			

<b>Third Party Subtotal</b>	<b>USD</b>	<b>\$24.01</b>
<b>Total FedEx Express</b>	<b>USD</b>	<b>\$24.01</b>



Specialized Administrative Staffing

Page: 1  
 Invoice Date: 04/19/2010  
 Invoice Number: 31015626  
 Customer Number: 01300-000961000  
 Fed Tax ID: 94-1648752

**Labor Invoice – DUE UPON RECEIPT**

**Personal & Confidential**  
 Laura Blomquist  
 UTILITIES INCORPORATED  
 2335 SANDERS RD  
 NORTHBROOK IL 60062-6108

Please Remit To: *Bank 80826*  
 OfficeTeam  
 12400 COLLECTIONS CENTER DRIVE  
 CHICAGO IL 60693  
*Doc 255029*

Line	Employee Name	Wk End Dt	"Report-To" Supervisor	Qty	UOM	Bill Rate	Amount
1	Feathergill, Adam	04/16/2010	Yap, Lowell M	40.00	HRS REG	\$ 16.50	\$ 660.00
Subtotal for Week-Ended: 04/16/2010				40.00	HRS		\$ 660.00

APR 28 2010

Invoice Subtotal:

\$ 660.00

TOTAL AMOUNT DUE:

\$ 660.00

2010156  
 252

RECEIVED  
 APR 28 2010  
 BY: *EW*

We provide more timely and accurate information to the business community by sharing our accounts receivable information with National Credit Reporting Agencies.

Any questions regarding this invoice please call:  
 (800) 776-3770

For qualified administrative professionals please call:  
 (800) 804-8367

Please detach and return this remittance stub with your payment.

Thank you for choosing OfficeTeam!

OfficeTeam  
 12400 COLLECTIONS CENTER DRIVE  
 CHICAGO IL 60693

Customer Number	Invoice Number	Total Amount
01300-000961000	31015626	\$ 660.00

0130000096100031015626000660003



mpnorthbrook@sbcglobal.net

3000700 Invoice

1984 Raymond Drive  
Northbrook, IL 60062  
847-412-1370



Date	Invoice #
4/28/2010	13307
Batch 81476	

Doc 257392

Bill To

Utilities, Inc.  
2335 Sanders Rd.  
Northbrook, IL 60062

P.O. No.	Terms	Project
	Net 30	

Description	Qty	Amount
UIF Interim Rate notice 13pgs. 60# white offset	7,100	2,815.15
Folding	49,700	248.50
 MAY 06 2010		

<b>Total</b>	\$3,063.65
<b>Payments/Credits</b>	\$0.00
<b>Balance Due</b>	\$3,063.65

2010156



BEFORE THE PUBLIC SERVICE COMMISSION

INITIAL CUSTOMER NOTICE  
AND  
NOTICE OF INTERIM RATE INCREASE

TO THE CUSTOMERS OF  
UTILITIES, INC. OF FLORIDA  
AND  
ALL OTHER INTERESTED PERSONS

RE: DOCKET NO.: 090462-WS

APPLICATION FOR INCREASE IN WATER AND WASTEWATER RATES IN MARION,  
ORANGE, PASCO, PINELLAS AND SEMINOLE COUNTIES, FLORIDA  
BY UTILITIES, INC. OF FLORIDA

DATED: April 30, 2010

**BACKGROUND**

On February 01, 2010, the Utility filed an application with the Florida Public Service Commission ("Commission") for increased water and wastewater rates, fees and charges for its customers in Marion, Orange, Pasco, Pinellas and Seminole Counties, Florida. The application was assigned Docket No. 090462-WS and March 05, 2010, was established as the official date of filing.

The Utility is requesting a rate increase because the existing rates do not provide sufficient revenues to cover the required expenses of operations on a going-forward basis and a fair return on the Utility's investment in used and useful property for the public use. The rate of return on equity requested in this proceeding is 11.17%. The overall return requested (the weighted cost of debt and equity) is 7.40%. According to the Utility's books, Utilities, Inc. of Florida states that its current overall rate of return without a rate increase is 1.44%. The Company's last rate proceeding and review of rate base was in Docket No. 060253-WS, utilizing a test year ending December 31, 2005, which culminated in Order No. PSC-07-0505-PAA-WS, issued June 13, 2007.

The Utility has incurred substantial additional operating costs and capital investment. Copies of the MFRs, the Rate Case Synopsis, and the Utility's application will be available for inspection at the following locations:



Marion County

Freedom Public Library  
5870 S.W. 95<sup>th</sup> Street  
Ocala, FL 34476

Hours:

Tuesday & Thursday 10:00 a.m. to 8:00 p.m.  
Monday, Wednesday, Friday & Saturday,  
10:00 a.m. to 6:00 p.m.

Orange County

Orange County Public Library  
101 E. Central Boulevard  
Orlando, FL 32810

Hours:

Monday - Thursday 9:00 a.m. to 9:00 p.m.  
Friday & Saturday, 9:00 a.m. to 6:00 p.m.  
Sunday, 1:00 p.m. to 6:00 p.m.

Pasco County

Regency Park Branch Library  
9701 Little Road  
New Port Richey, FL 34654

Hours:

Monday & Tuesday Noon to 9:00 p.m.  
Wednesday & Thursday,  
10:00 a.m. to 6:00 p.m.  
Friday & Saturday, 10:00 a.m. to 5:00 p.m.

Pinellas County

St. Petersburg Public Library, South Branch  
2300 Roy Hanna Drive South  
St. Petersburg, Florida 33712.

Hours:

Monday, Wednesday, Friday and Saturday  
9:00 a.m. to 6:00 p.m.  
Tuesday and Thursday  
9:00 a.m. to 9:00 p.m.  
Sunday (Closed)

Seminole County

Utilities, Inc. of Florida  
200 Weathersfield Avenue  
Altamonte Springs, FL 32714

Office Hours:

Monday through Friday  
8:00 a.m. to 4:30 p.m.

NOTICE OF INTERIM RATE INCREASE AND  
CURRENT AND PROPOSED RATES AND CHARGES

On April 20, 2010, the Florida Public Service Commission approved interim water and wastewater rates for Utilities, Inc. of Florida. The interim rates will be effective May 5, 2010. The interim rates will be collected subject to refund, pending the Florida Public Service Commission's final decision regarding final rates. If a refund is ordered, it will include interest based upon Commission determined factors.

The current rates, the Utility's requested interim rates, the Utility's requested final rates and the Commission approved interim rates are set forth below. The final rates are subject to change based on information gathered at the customer meeting, further Staff review, and the final decision by the Commissioners.

**WATER SERVICE - MARION COUNTY**

<b><u>Residential, General Service and Multi-Family</u></b>	<b><u>Rates as of 12/31/08</u></b>	<b><u>Utility's Requested Interim Rates</u></b>	<b><u>Utility's Requested Final Rates</u></b>	<b><u>Commission Approved Interim Rates</u></b>
Base Facility Charge:				
Meter Size				
5/8" x 3/4"	\$3.73	\$4.03	\$4.22	\$3.84
1"	\$9.32	\$10.07	\$10.55	\$9.60
1 1/2"	\$18.63	\$20.13	\$21.10	\$19.20
2"	\$29.81	\$32.31	\$33.75	\$30.72
3"	\$59.62	\$64.43	\$67.51	\$61.44
4"	\$93.16	\$100.67	\$105.48	\$96.00
6"	\$186.32	\$201.34	\$210.97	\$192.00
Consumption Charge (per 1,000 gallons)	\$2.24	\$2.42	\$2.53	\$2.31

**WASTEWATER SERVICE - MARION COUNTY**

<b><u>Residential</u></b>	<b><u>Rates as of 12/31/08</u></b>	<b><u>Utility's Requested Interim Rates</u></b>	<b><u>Utility's Requested Final Rates</u></b>	<b><u>Commission Approved Interim Rates</u></b>
Base Facility Charge:				
Meter Size				
All meter sizes	\$19.73	\$27.52	\$28.03	\$26.41
Consumption Charge (per 1,000 gallons) (Maximum 10,000 gallons)	\$2.10	\$2.94	\$2.99	\$2.81

**WASTEWATER SERVICE - MARION COUNTY (continued)**

<u>General Service</u>	<u>Rates as of 12/31/08</u>	<u>Utility's Requested Interim Rates</u>	<u>Utility's Requested Final Rates</u>	<u>Commission Approved Interim Rates</u>
Base Facility Charge:				
Meter Size				
5/8" x 3/4"	\$19.73	\$27.52	\$28.03	\$ 26.41
1"	\$49.33	\$68.82	\$70.09	\$ 66.03
1 1/2"	\$98.65	\$137.62	\$140.16	\$ 132.04
2"	\$157.85	\$220.23	\$224.28	\$ 211.27
3"	\$315.69	\$440.43	\$448.54	\$ 422.53
4"	\$493.27	\$688.18	\$700.86	\$ 660.21
6"	\$986.54	\$1,376.35	\$1,401.72	\$1,320.42
Consumption Charge (per 1,000 gallons)	\$2.51	\$3.50	\$3.57	\$ 3.36

**WATER SERVICE - ORANGE COUNTY**

<u>Residential and General Service</u>	<u>Rates as of 12/31/08</u>	<u>Utility's Requested Interim Rates</u>	<u>Utility's Requested Final Rates</u>	<u>Commission Approved Interim Rates</u>
Base Facility Charge:				
Meter Size				
5/8" x 3/4"	\$6.45	\$8.21	\$8.82	\$7.68
1"	\$16.13	\$20.53	\$22.07	\$19.20
1 1/2"	\$32.27	\$41.08	\$44.16	\$38.41
2"	\$51.63	\$65.72	\$70.64	\$61.45

**WATER SERVICE - ORANGE COUNTY (continued)**

<b><u>Residential and General Service</u></b>	<b><u>Rates as of 12/31/08</u></b>	<b><u>Utility's Requested Interim Rates</u></b>	<b><u>Utility's Requested Final Rates</u></b>	<b><u>Commission Approved Interim Rates</u></b>
Base Facility Charge:				
<u>Meter Size</u>				
3"	\$103.26	\$131.43	\$141.27	\$122.90
4"	\$161.34	\$205.36	\$220.74	\$192.02
6"	\$322.68	\$410.71	\$441.48	\$384.04
Consumption Charge (per 1,000 gallons)				
<u>Residential</u>				
0-8 kgal	\$2.66	\$3.39	\$3.64	\$3.17
8-16 kgal	\$3.33	\$4.23	\$4.55	\$3.96
Over 16 kgal	\$4.00	\$5.09	\$5.47	\$4.76
<u>General Service</u>	\$2.85	\$3.63	\$3.90	\$3.39

**WATER SERVICE - PASCO COUNTY**

<b><u>Residential and General Service</u></b>	<b><u>Rates as of 12/31/08</u></b>	<b><u>Utility's Requested Interim Rates</u></b>	<b><u>Utility's Requested Final Rates</u></b>	<b><u>Commission Approved Interim Rates</u></b>
Base Facility Charge:				
<u>Meter Size</u>				
5/8" x 3/4"	\$9.57	\$15.25	\$16.34	\$14.27
3/4"	\$14.35	\$22.87	\$24.49	\$21.39
1"	\$23.92	\$38.14	\$40.85	\$35.66

**WATER SERVICE - PASCO COUNTY (continued)**

<b><u>Residential and General Service</u></b>	<b><u>Rates as of 12/31/08</u></b>	<b><u>Utility's Requested Interim Rates</u></b>	<b><u>Utility's Requested Final Rates</u></b>	<b><u>Commission Approved Interim Rates</u></b>
Base Facility Charge:				
Meter Size				
1 1/2"	\$47.85	\$76.27	\$81.69	\$ 71.33
2"	\$76.55	\$122.02	\$130.70	\$114.12
3"	\$153.11	\$244.05	\$261.40	\$228.26
4"	\$239.23	\$381.32	\$408.44	\$356.64
6"	\$478.46	\$762.65	\$816.90	\$713.29
Consumption Charge (per 1,000 gallons)	\$3.11	\$4.95	\$5.30	\$ 4.64

**WASTEWATER SERVICE - PASCO COUNTY**

<b><u>Residential</u> All areas except Buena Vista Manor, Oak Hill Developments and those areas formerly served by Bartelt Enterprises, Inc., d/b/a Wis-Bar Utilities</b>	<b><u>Rates as of 12/31/08</u></b>	<b><u>Utility's Requested Interim Rates</u></b>	<b><u>Utility's Requested Final Rates</u></b>	<b><u>Commission Approved Interim Rates</u></b>
Base Facility Charge:				
Meter Size				
All meter sizes	\$11.27	\$18.54	\$19.11	\$17.78
Consumption Charge (per 1,000 gallons) (Maximum 6,000 gallons)	\$9.57	\$15.75	\$16.23	\$15.10

**WASTEWATER SERVICE - PASCO COUNTY (continued)**

<b><u>Residential</u></b> Buena Vista Manor, Oak Hill Developments and those areas formerly served by Bartelt Enterprises, Inc., d/b/a Wis-Bar Utilities	<b><u>Rates as of 12/31/08</u></b>	<b><u>Utility's requested Interim Rates</u></b>	<b><u>Utility's Requested Final Rates</u></b>	<b><u>Commission Approved Interim Rates</u></b>
<u>Base Facility Charge:</u> <u>Meter Size</u>				
All meter sizes	\$8.67	\$14.28	\$14.71	\$13.68
Consumption Charge (per 1,000 gallons) (Maximum 6,000 gallons)	\$6.83	\$11.23	\$11.57	\$10.77
Flat Rate (Unmetered)	\$25.07	\$41.26	\$42.52	\$39.55
<b><u>General Service</u></b>	<b><u>Rates as of 12/31/08</u></b>	<b><u>Utility's Requested Interim Rates</u></b>	<b><u>Utility's Requested Final Rates</u></b>	<b><u>Commission Approved Interim Rates</u></b>
<u>Base Facility Charge:</u> <u>Meter Size</u>				
5/8" x 3/4"	\$11.38	\$18.72	\$19.30	\$17.95
3/4"	\$17.06	\$28.08	\$28.94	\$26.91
1"	\$28.44	\$46.80	\$48.23	\$44.87
1 1/2"	\$56.88	\$93.62	\$96.48	\$89.73
2"	\$91.01	\$149.80	\$154.37	\$143.57
3"	\$182.02	\$299.60	\$308.74	\$287.15
4"	\$284.40	\$468.32	\$482.40	\$448.66
6"	\$568.80	\$936.25	\$964.80	\$897.32
Consumption Charge (per 1,000 gallons)	\$11.49	\$18.90	\$19.48	\$18.13

**WASTEWATER SERVICE - PASCO COUNTY (continued)**

<b><u>Multi-Residential</u></b> Buena Vista Manor, Oak Hill Developments and those areas formerly served by Bartelt Enterprises, Inc., d/b/a Wis-Bar Utilities	<b><u>Rates as of 12/31/08</u></b>	<b><u>Utility's Requested Interim Rates</u></b>	<b><u>Utility's Requested Final Rates</u></b>	<b><u>Commission Approved Interim Rates</u></b>
<u>Flat Rate</u>				
5/8"	\$20.95	\$34.49	\$35.54	\$33.05
1"	\$21.68	\$35.68	\$36.77	\$34.20

**WATER SERVICE - PINELLAS COUNTY**

<b><u>Residential, General Service and Multi-Family</u></b>	<b><u>Rates as of 12/31/08</u></b>	<b><u>Utility's Requested Interim Rates</u></b>	<b><u>Utility's Requested Final Rates</u></b>	<b><u>Commission Approved Interim Rates</u></b>
<u>Base Facility Charge:</u>				
<u>Meter Size</u>				
5/8" x 3/4"	\$6.41	\$9.43	\$9.91	\$8.68
1"	\$16.02	\$23.57	\$24.79	\$21.70
1 1/2"	\$32.04	\$47.15	\$49.59	\$43.39
2"	\$51.27	\$75.45	\$79.35	\$69.44
3"	\$102.54	\$150.89	\$158.69	\$138.87
4"	\$160.21	\$235.75	\$247.93	\$216.98
6"	\$320.42	\$471.51	\$495.88	\$433.95
Consumption Charge (per 1,000 gallons)	\$3.62	\$5.32	\$5.59	\$4.90

**WATER SERVICE - SEMINOLE COUNTY**

<u>Residential and General Service</u>	<u>Rates as of 12/31/08</u>	<u>Utility's Requested Interim Rates</u>	<u>Utility's Requested Final Rates</u>	<u>Commission Approved Interim Rates</u>
<u>Base Facility Charge:</u> <u>Meter Size</u>				
5/8" x 3/4"	\$5.87	\$8.11	\$9.28	\$7.56
1"	\$14.67	\$20.29	\$23.21	\$18.89
1 1/2"	\$29.34	\$40.58	\$46.43	\$37.79
2"	\$46.94	\$64.92	\$74.29	\$60.46
3"	\$93.88	\$129.85	\$148.58	\$120.91
4"	\$146.69	\$202.90	\$232.17	\$188.93
6"	\$293.38	\$405.79	\$464.35	\$377.86
<u>Consumption Charges</u> (per 1,000 gallons)				
<u>Residential</u>				
0-8 kgal	\$2.15	\$2.97	\$3.40	\$2.77
8-16 kgal	\$3.77	\$5.21	\$5.96	\$4.86
Over 16 kgal	\$4.84	\$6.68	\$7.65	\$6.23
<u>General Service</u>	\$2.61	\$3.61	\$4.13	\$3.36



**WASTEWATER SERVICE - SEMINOLE COUNTY**

<b><u>Residential</u></b>	<b><u>Rates as of 12/31/08</u></b>	<b><u>Utility's Requested Interim Rates</u></b>	<b><u>Utility's Requested Final Rates</u></b>	<b><u>Commission Approved Interim Rates</u></b>
<u>Base Facility Charge:</u>				
<u>Meter Size</u>				
All meter sizes	\$10.51	\$13.13	\$15.15	\$12.05
Consumption Charge (per 1,000 gallons) (Maximum 10,000 gallons)	\$5.86	\$7.32	\$8.45	\$6.72
Residential Flat Rate (Unmetered)	\$35.60	\$44.46	\$51.34	\$40.80
<b><u>General Service</u></b>	<b><u>Rates as of 12/31/08</u></b>	<b><u>Utility's Requested Interim Rates</u></b>	<b><u>Utility's Requested Final Rates</u></b>	<b><u>Commission Approved Interim Rates</u></b>
<u>Base Facility Charge:</u>				
<u>Meter Size</u>				
5/8" x 3/4"	\$10.51	\$13.13	\$15.15	\$ 12.05
1"	\$26.27	\$32.80	\$37.87	\$ 30.11
1 1/2"	\$52.53	\$65.59	\$75.74	\$ 60.20
2"	\$84.25	\$105.20	\$121.48	\$ 96.56
3"	\$168.09	\$209.88	\$242.36	\$ 192.65
4"	\$262.64	\$327.95	\$378.69	\$ 301.01
6"	\$525.28	\$655.91	\$757.39	\$ 602.02
Consumption Charge (per 1,000 gallons)	\$7.03	\$8.78	\$10.13	\$ 8.06

**SERVICE AVAILABILITY CHARGES**

The Utility is not requesting any changes to its service availability charges. Even though not requested to do so, the Commission may review and adjust service availability charges.

**MISCELLANEOUS SERVICE CHARGES**

The Utility is requesting the following changes to its miscellaneous service charges.

**Water (All Counties)**

<u>Type of Charge</u>	<u>Present Charge</u>		<u>Requested Charge</u>	
	<u>During Business Hours</u>	<u>After Business Hours</u>	<u>During Business Hours</u>	<u>After Business Hours</u>
Initial Connection	\$15.00	\$22.50	\$21.00	\$42.00
Normal Reconnection	\$15.00	\$22.50	\$21.00	\$42.00
Violation Reconnection	Actual Cost	Actual Cost	Actual Cost	Actual Cost
Premises Visit (in lieu of disconnection)	\$10.00	\$15.00	N/A	N/A
Premises Visit	N/A	N/A	\$21.00	\$42.00

**Wastewater (All Counties)**

<u>Type of Charge</u>	<u>Present Charge</u>		<u>Requested Charge</u>	
	<u>During Business Hours</u>	<u>After Business Hours</u>	<u>During Business Hours</u>	<u>After Business Hours</u>
Initial Connection	\$15.00	\$22.50	\$21.00	\$42.00
Normal Reconnection	\$15.00	\$22.50	\$21.00	\$42.00
Violation Reconnection	\$15.00	\$22.50	\$21.00	\$42.00
Premises Visit (in lieu of disconnection)	\$10.00	\$15.00	N/A	N/A
Premises Visit	N/A	N/A	\$21.00	\$42.00

### NON SUFFICIENT FUNDS ("NSF") CHARGES

The Utility is seeking authorization to collect NSF Check charges pursuant to Section 68.065 and Section 832.08(5), Florida Statutes when a customer pays by check and that check is dishonored by the customer's banking institution. The Utility will charge the amount set by Section 68.065 and Section 832.08(5), Florida Statutes, as may be amended. As currently set forth in Section 832.08(5), the following fees may be assessed:

- \$25, if the face value does not exceed \$50,
- \$30, if the face value exceeds \$50 but does not exceed \$300,
- \$40, if the face value exceeds \$300, or
- Five percent (5%) of the face amount of the check, whichever is greater."

### RATE CASE SCHEDULE

In addition to the customer meeting notice described above, other important dates in the rate application are as follows:

<u>Schedule Item</u>	<u>Due Dates</u>
Agenda Conference on Interim Rates	April 20, 2010
Order on Interim Rates	May 10, 2010
Customer Meetings	
Orange/Seminole Counties	May 25, 2010
Pasco/Pinellas Counties	May 26, 2010
Marion County	June 9, 2010
Staff's Proposed Agency Action ("PAA") Recommendation	July 22, 2010
Agenda Conference on PAA Rates	August 3, 2010

### HOW TO CONTACT THE COMMISSION

Any person who wishes to comment or provide information to Commission Staff may do so at the meetings, either orally or in writing. Other written comments regarding the Utility and the proposed rates, or requests to be placed on the mailing list for this case, may be directed to this address:

Florida Public Service Commission  
Director, Division of Commission Clerk and Administrative Services  
2540 Shumard Oak Boulevard  
Tallahassee, Florida 32399-0870

A courtesy copy of written comments and complaints may be mailed to the following:

Christian Marcelli, Esquire  
Rose, Sundstrom & Bentley, LLP  
2180 W. State Road 434, Suite 2118  
Longwood, Florida 32779

All correspondence should refer to "Docket No. 090462-WS, Utilities, Inc. of Florida". Your letter will be placed in the correspondence file of this docket. You may also submit comments through the Florida Public Service Commission's toll-free facsimile line at 1-800-511-0809, or the Commission's website available at <http://floridapsc.com/consumers/complaint/index.cfm>.

If you wish to contact the Florida Public Service Commission regarding complaints about service, you may call the Commission's Division of Regulatory and Consumer Assistance at the following toll-free number 1-800-342-3552.

This notice was prepared by the Utility and approved by Commission Staff for distribution by the Utility to its customers.

If you have any questions, please call the Utility's office at (800) 272-1919.

Utilities, Inc. of Florida

100

300118

SL ✓  
KW ✓

LAW OFFICES  
**ROSE, SUNDBROM & BENTLEY, LLP**

P.O. BOX 1567  
TALLAHASSEE, FLORIDA 32302-1567

F.E.I.# 59-2783538

(850) 877-6555

PLEASE REFER TO INVOICE NUMBER  
WHEN REMITTING

UTILITIES, INC  
ATTN: JOHN STOVER  
2335 SANDERS RD  
NORTHBROOK, IL 60062

Approved, Legal

APRIL 12, 2010  
INVOICE # 42229  
FILE # 30057-00179  
PAGE 1

Batch 81700  
257760

MATTER: UTILITIES, INC OF FLORIDA/2009 RATE CASE

Doc \_\_\_\_\_

3/01/10 CWM	TELEPHONE CONFERENCE WITH CLIENT REGARDING RESPONSES TO DEFICIENCY LETTER; DRAFT CORRESPONDENCE TO AND REVIEW CORRESPONDENCE FROM CLIENT REGARDING SAME.	.30	91.50
3/02/10 CWM	TELEPHONE CONFERENCE WITH KIRSTEN WEEKS REGARDING STATUS OF STAFF'S AUDIT AND STATUS OF RESPONSES TO DEFICIENCIES.	.20	61.00
3/03/10 CWM	REVIEW CORRESPONDENCE FROM CLIENT REGARDING NOTICE OF AUDIT; REVIEW NOTICE OF AUDIT; TELEPHONE CONFERENCE WITH CLIENT REGARDING SAME.	.30	91.50
3/04/10 CWM	REVIEW CORRESPONDENCE FROM CLIENT REGARDING PROPOSED RESPONSES TO STAFF'S DEFICIENCY LETTER; TELEPHONE CONFERENCE WITH CLIENT REGARDING PROPOSED RESPONSES TO STAFF'S DEFICIENCY LETTER; REVIEW PROPOSED RESPONSES FROM CLIENT; PREPARE INITIAL DRAFT OF RESPONSE TO STAFF'S DEFICIENCY LETTER.	1.10	335.50
3/05/10 CWM	DRAFT CORRESPONDENCE TO AND REVIEW CORRESPONDENCE FROM CLIENT REGARDING PROPOSED DEFICIENCY RESPONSES; REVIEW AND REVIEW CORRESPONDENCE TO PSC CLERK RESPONDING TO SAME; PREPARE DOCUMENTS AND FILE WITH PSC CLERK'S E-FILING SYSTEM; REVIEW CORRESPONDENCE FROM CLIENT REGARDING NEED TO FILE SUPPLEMENTAL RESPONSE; TELEPHONE CONFERENCE WITH PATRICK FLYNN REGARDING SAME; DRAFT CORRESPONDENCE TO PSC CLERK FILING SUPPLEMENTAL RESPONSE TO STAFF'S DEFICIENCIES; PREPARE SUPPLEMENTAL DOCUMENTS AND FILE WITH PSC CLERK'S E-FILING SYSTEM.	2.60	793.00
3/09/10 CWM	REVIEW CORRESPONDENCE TO CLIENT REGARDING REVISED RESPONSES TO STAFF'S DEFICIENCY LETTER; TELEPHONE CONFERENCE WITH CLIENT REGARDING SAME; DRAFT CORRESPONDENCE TO PSC CLERK REGARDING REVISED RESPONSES.	.80	244.00

LAW OFFICES  
**ROSE, SUNDBROM & BENTLEY, LLP**

P.O. BOX 1567  
TALLAHASSEE, FLORIDA 32302-1567

F.E.I.# 59-2783536

(850) 877-8555

PLEASE REFER TO INVOICE NUMBER  
WHEN REMITTING

UTILITIES, INC

Invoice #: 42229

PAGE 2

---

3/11/10 CWM	TELEPHONE CONFERENCE WITH MARIA BRAVO REGARDING RESPONSES TO STAFF'S DEFICIENCIES; REVIEW DOCUMENTS SUBMITTED AND PROPOSED DOCUMENTS FROM CLIENT; DRAFT CORRESPONDENCE TO AND REVIEW CORRESPONDENCE FROM MARIA BRAVO REGARDING SAME.	.80	244.00
3/12/10 CWM	DRAFT CORRESPONDENCE TO AND REVIEW CORRESPONDENCE FROM CLIENT REGARDING RESPONSE TO STAFF'S DEFICIENCY LETTER; PREPARE INITIAL DRAFT OF CORRESPONDENCE TO PSC CLERK THAT WILL REVISE DEFICIENCY RESPONSE.	.80	244.00
3/15/10 MSF	DRAFT LETTER TO MR. LUBERTOZZI AND OTHERS REGARDING OFFICIAL DATE OF FILING AND WAIVER	.20	66.00
3/15/10 CWM	TELEPHONE CONFERENCE WITH BART FLETCHER AND RICK WRIGHT OF PSC STAFF REGARDING ESTABLISHMENT OF MARCH 5, 2010 AS OFFICIAL DATE OF FILING AND STAFF'S REQUEST FOR A WAIVER OF THE 5 MONTH DEADLINE TO BRING CASE TO AGENDA; TELEPHONE CONFERENCE WITH MARIA BRAVO REGARDING OFFICIAL DATE OF FILING; INTERNAL CONFERENCE WITH MARTY FRIEDMAN REGARDING SAME.	.50	152.50
3/15/10 CWM	TELEPHONE CONFERENCE WITH MARIA BRAVO REGARDING RESPONSE TO STAFF'S DEFICIENCY LETTER; DRAFT CORRESPONDENCE TO MARIA BRAVO AND REVIEW CORRESPONDENCE FROM MARIA BRAVO REGARDING SAME.	.40	122.00
3/17/10 MSF	REVIEW ISSUES LIST FROM OPC AND ORDERS AND FILINGS IN NEVADA	.80	264.00
3/17/10 CWM	REVIEW DOCUMENTS FROM INFORMAL MEETING BETWEEN STAFF, THE UTILITY AND OPC; TELEPHONE CONFERENCE WITH ERIN POVICH, PATRICK FLYNN, JOHN WILLIAMS, BART FLETCHER AND CHERYL BANKS REGARDING INFORMAL MEETING WITH OPC AND STAFF; REVIEW CORRESPONDENCE FROM OPC AND STAFF REGARDING SAME; REVIEW CORRESPONDENCE FROM FRANK SEIDMAN REGARDING SAME; REVIEW LIST OF ISSUES AND SUPPORTING DOCUMENTS DISTRIBUTED BY OPC.	.20	61.00
3/18/10 MSF	CONFERENCE CALL WITH COMPANY REPRESENTATIVES AND CONSULTANTS REGARDING OPC'S ISSUES	1.30	429.00
3/18/10 CWM	REVIEW NOTICE OF INTERVENTION FROM OPC; DRAFT CORRESPONDENCE TO CLIENT REGARDING SAME.	.20	61.00
3/25/10 MSF	REVIEW STAFF RECOMMENDATION AND LETTER TO CLIENT	.30	99.00

LAW OFFICES  
**ROSE, SUNDBSTROM & BENTLEY, LLP**

P.O. BOX 1567  
TALLAHASSEE, FLORIDA 32302-1567

F.E.I.# 59-2783536

(850) 877-6555

PLEASE REFER TO INVOICE NUMBER  
WHEN REMITTING

UTILITIES, INC

Invoice #: 42229

PAGE 3

---

3/25/10 CWM	CONCERNING SAME TELEPHONE CONFERENCE WITH CLIENT REGARDING MFRS AND MAPS; REVIEW MFRS AND MAPS AND DELIVER SAME TO CLIENT.	.30	91.50
3/25/10 CWM	REVIEW STAFF'S RECOMMENDATION FOR INTERIM RATES; DRAFT WATER AND WASTEWATER TARIFF SHEETS IN ACCORDANCE WITH STAFF'S RECOMMENDATION; DRAFT CORPORATE UNDERTAKINGS FOR UTILITIES, INC. AND UTILITIES, INC. OF FLORIDA.	1.70	518.50
3/26/10 CWM	REVIEW STAFF RECOMMENDATION REGARDING INTERIM RATES; TELEPHONE CONFERENCE WITH CLIENT REGARDING SAME; REVIEW CORRESPONDENCE FROM CLIENT AND CONSULTANT REGARDING INTERIM RATE ISSUES; DRAFT CORRESPONDENCE TO CLIENT AND CONSULTANT REGARDING SAME.	1.30	396.50
3/29/10 MSF	MISCELLANEOUS CORRESPONDENCE WITH PSC STAFF AND CONSULTANTS REGARDING INTERIM RATES RECOMMENDATION.	.50	165.00
3/29/10 CWM	TELEPHONE CONFERENCE WITH BART FLETCHER REGARDING INTERIM RATE RECOMMENDATION; TELEPHONE CONFERENCE WITH MARIA BRAVO REGARDING SAME; REVIEW CORRESPONDENCE AND SUPPORTING DOCUMENTS FROM CLIENT AND CONSULTANTS REGARDING INTERIM RATE RECOMMENDATION.	1.60	488.00
3/30/10 MSF	CORRESPONDENCE REGARDING INTERIM RATES; TELEPHONE CONFERENCE WITH MR. FLETCHER AT PSC CONCERNING DEFERRAL; RESEARCH AND DRAFT LETTER REQUESTING DEFERRAL AND WAVER	.70	231.00
3/30/10 CWM	TELEPHONE CONFERENCE WITH MARIA BRAVO REGARDING INTERIM RATE ISSUES; DRAFT CORRESPONDENCE TO AND REVIEW CORRESPONDENCE FROM MARIA BRAVO REGARDING SAME; DRAFT CORRESPONDENCE TO BART FLETCHER REGARDING SAME; TELEPHONE CONFERENCE WITH BART FLETCHER REGARDING INTERIM RATE ISSUE AND INSURANCE ISSUE; TELEPHONE CONFERENCE WITH DON SIDDUTH REGARDING SAME; REVIEW MFRS AND DRAFT INITIAL CUSTOMER NOTICE; DRAFT CORRESPONDENCE TO JARED DEASON REGARDING REVIEW AND APPROVAL OF INITIAL CUSTOMER NOTICE; REVIEW AND REVISE RATE CASE SYNOPSIS RATE SHEETS.	3.80	1,159.00



LAW OFFICES  
**ROSE, SUNDSTROM & BENTLEY, LLP**

P.O. BOX 1567  
TALLAHASSEE, FLORIDA 32302-1567

F.E.I.# 59-2783536

(850) 877-6555

PLEASE REFER TO INVOICE NUMBER  
WHEN REMITTING

UTILITIES, INC

Invoice #: 42229

PAGE 4

---

3/31/10 CWM	REVIEW AND REVISE DRAFT OF RATE CASE SYNOPSIS; REVIEW CORRESPONDENCE FROM RICK WRIGHT OF PSC STAFF REGARDING INITIAL CUSTOMER NOTICE AND RATE CASE SYNOPSIS; REVIEW AND REVISE INITIAL CUSTOMER NOTICE; DRAFT CORRESPONDENCE TO STAFF REGARDING SAME.	1.60	488.00
-------------	--	------	--------

TOTAL HOURS	22.30
-------------	-------

PROFESSIONAL FEES	\$ 6,896.50
-------------------	-------------

MARTIN S FRIEDMAN	3.80	1,254.00
CHRISTIAN W MARCELLI	18.50	5,642.50

FEDERAL EXPRESS	58.40
LONG DISTANCE CALLS	.75
PHOTOCOPIES	47.50

TOTAL COSTS ADVANCED	\$ 106.65
----------------------	-----------

TOTAL STATEMENT

\$ 7,003.15

2010156.2906.00901

LAW OFFICES  
**ROSE, SUNDSTROM & BENTLEY, LLP**

P.O. BOX 1567  
TALLAHASSEE, FLORIDA 32302-1567

F.E.I.# 59-2783536

(850) 877-6555

PLEASE REFER TO INVOICE NUMBER  
WHEN REMITTING

UTILITIES, INC  
ATTN: JOHN STOVER  
2335 SANDERS RD  
NORTHBROOK, IL 60062

APRIL 12, 2010  
INVOICE # 42229  
FILE # 30057-00179

---

MATTER: UTILITIES, INC OF FLORIDA/2009 RATE CASE

CURRENT INVOICE SUMMARY

---

SUMMARY OF CHARGES RENDERED ON THIS INVOICE:

CURRENT FEES:	\$ 6,896.50
CURRENT COSTS:	\$ 106.65
	-----
TOTAL CHARGES FOR THIS INVOICE:	\$ 7,003.15
	-----
OUTSTANDING ACCOUNTS RECEIVABLE:	\$ 8,470.54
	-----
TOTAL AMOUNT DUE THIS MATTER:	\$ 15,473.69
	=====



3000700

inpnorthbrook@sbcglobal.net

# Invoice

1984 Raymond Drive  
Northbrook, IL 60062

847-412-1370

Date	Invoice #
5/11/2010	13337


Bill To

Utilities, Inc.  
2335 Sanders Rd.  
Northbrook, IL 60062

Batch 81927

Doc 258891

P.O. No.	Terms	Project
	Net 30	

Description	Qty	Amount
UIF-Orange Seminole-notice of customer hearing 60# white offset 2sided (blk.) Folding	3,025 1	290.40 15.13
		

<b>Total</b>	\$305.53
<b>Payments/Credits</b>	\$0.00
<b>Balance Due</b>	\$305.53

2010156,2908,00901

BEFORE THE PUBLIC SERVICE COMMISSION

NOTICE OF CUSTOMER MEETING

TO THE CUSTOMERS OF UTILITIES, INC. OF FLORIDA  
AND  
ALL OTHER INTERESTED PERSONS

NOTICE ISSUED: May 11, 2010

Re: Docket No. 090462-WS; Application for Increase in Water and Wastewater Rates in Marion, Orange, Pasco, Pinellas and Seminole Counties, Florida By Utilities, Inc. Of Florida

NOTICE is hereby given that the Staff of the Florida Public Service Commission will conduct a customer meeting to discuss Utilities, Inc. of Florida's application for a rate increase. The meeting will be held at the following time and place:

Tuesday, May 25, 2010, 6:00 p.m.  
Eastmonte Civic Center  
830 Magnolia Drive  
Altamonte Springs, FL 32701

All persons who wish to comment are urged to be present at the beginning of the meeting, since the meeting may be adjourned early if no customers are present. One or more of the Commissioners of the Florida Public Service Commission may attend and participate in this meeting. The meeting will begin as scheduled and will continue until all of the customers have been heard.

The purpose of this meeting is to give customers and other interested persons an opportunity to offer comments to Commission Staff regarding the quality of service the Utility provides and to ask questions, and comment on the rates proposed in this docket as well as other issues. Commission Staff will be available to address and coordinate customers' comments and to assist members of the public. A representative from the Utility may also be in attendance. At the beginning of the meeting, procedures will be established for the order of comments. Commission Staff will have sign-up sheets, and customers will be called in the order that they sign up to speak.

Pursuant to provisions of the Americans with Disabilities Act, any person requiring special accommodations to participate in this meeting because of a physical impairment should call the Office of Commission Clerk at (850) 413-6770 at least 48 hours prior to the meeting. Any person who is hearing or speech impaired should contact the Florida Public Service Commission by using the Florida Relay Service, which can be reached at 1-800-955-8771 (TDD) or 1-800-955-8770 (Voice).

### **Emergency Cancellation of Customer Meeting**

If a named storm or other disaster requires cancellation of the meeting, Commission staff will attempt to give timely direct notice to the parties. Notice of cancellation of the meeting will also be provided on the Commission's website (<http://www.psc.state.fl.us/>) under the Hot Topics link found at the bottom of the home page. Cancellation can also be confirmed by calling the Office of the General Counsel at 850-413-6199.

### **How to Contact the Commission**

Any person who wishes to comment or provide information to Commission Staff may do so at the meetings, either orally or in writing. Other written comments regarding the Utility and the proposed rates, or requests to be placed on the mailing list for this case, may be directed to this address:

Office of the Commission Clerk  
Florida Public Service Commission  
2540 Shumard Oak Boulevard  
Tallahassee, FL 32399-0850

All correspondence should refer to "Docket No. 090462-WS; Utilities, Inc. of Florida." Your letter will be placed in the correspondence file of this docket. You may also submit comments through the Florida Public Service Commission's toll-free facsimile line at 1-800-511-0809.

If you wish to contact the Florida Public Service Commission regarding complaints about service, you may call the Commission's Division of Regulatory Compliance and Consumer Assistance at the following toll-free number 1-800-342-3552. You may also submit a complaint through the Commission's website at:

<http://www.floridapsc.com/consumers/complaints/index.aspx>.

This notice was prepared by the Utility and approved by Commission Staff for distribution by the Utility to its customers.

3000700



mpnorthbrook@sbcglobal.net

# Invoice

1984 Raymond Drive  
Northbrook, IL 60062  
847-412-1370

Date	Invoice #
5/12/2010	13339

Bill To

Utilities, Inc.  
2335 Sanders Rd.  
Northbrook, IL 60062

Batch 81927

Doc 258892

P.O. No.	Terms	Project
	Net 30	

Description	Qty	Amount
UIF-Pasco Pinellas-notice of customer hearing 60# white offset 2sided (blk.) Folding	3,350 1	321.60 16.75

<b>Total</b>	\$338.35
<b>Payments/Credits</b>	\$0.00
<b>Balance Due</b>	\$338.35

2010156.2908.00901

BEFORE THE PUBLIC SERVICE COMMISSION

**NOTICE OF CUSTOMER MEETING**

TO THE CUSTOMERS OF UTILITIES, INC. OF FLORIDA  
AND  
ALL OTHER INTERESTED PERSONS

NOTICE ISSUED: May 12, 2010

Re: Docket No. 090462-WS; Application for Increase in Water and Wastewater Rates in Marion, Orange, Pasco, Pinellas and Seminole Counties, Florida By *Utilities, Inc. Of Florida*

NOTICE is hereby given that the Staff of the Florida Public Service Commission will conduct a customer meeting to discuss Utilities, Inc. of Florida's application for a rate increase. The meeting will be held at the following time and place:

6:00 p.m., Wednesday, May 26, 2010  
West Pasco Government Center  
Commission Chambers Board Room  
7530 Little Road  
New Port Richey, FL 34654

All persons who wish to comment are urged to be present at the beginning of the meeting, since the meeting may be adjourned early if no customers are present. One or more of the Commissioners of the Florida Public Service Commission may attend and participate in this meeting. The meeting will begin as scheduled and will continue until all of the customers have been heard.

The purpose of this meeting is to give customers and other interested persons an opportunity to offer comments to Commission Staff regarding the quality of service the Utility provides and to ask questions, and comment on the rates proposed in this docket as well as other issues. Commission Staff will be available to address and coordinate customers' comments and to assist members of the public. A representative from the Utility may also be in attendance. At the beginning of the meeting, procedures will be established for the order of comments. Commission Staff will have sign-up sheets, and customers will be called in the order that they sign up to speak.

Pursuant to provisions of the Americans with Disabilities Act, any person requiring special accommodations to participate in this meeting because of a physical impairment should call the Office of Commission Clerk at (850) 413-6770 at least 48 hours prior to the meeting. Any person who is hearing or speech impaired should contact the Florida Public Service Commission by using the Florida Relay Service, which can be reached at 1-800-955-8771 (TDD) or 1-800-955-8770 (Voice).

3000700



mpnorthbrook@sbcglobal.net

# Invoice

1984 Raymond Drive  
Northbrook, IL 60062

847-412-1370

Date	Invoice #
5/12/2010	13340


Bill To

Batch 81927

Utilities, Inc.  
2335 Sanders Rd.  
Northbrook, IL 60062

Doc 258894

P.O. No.	Terms	Project
	Net 30	

Description	Qty	Amount
UIF-Marion notice of customer hearing 60# white offset (blk.) Folding	550 1	60.50 2.75
		

<b>Total</b>	\$63.25
<b>Payments/Credits</b>	\$0.00
<b>Balance Due</b>	\$63.25

2010156.2906.00901



BEFORE THE PUBLIC SERVICE COMMISSION

**NOTICE OF CUSTOMER MEETING**

TO THE CUSTOMERS OF UTILITIES, INC. OF FLORIDA  
AND  
ALL OTHER INTERESTED PERSONS

NOTICE ISSUED: May 14, 2010

Re: Docket No. 090462-WS; Application for Increase in Water and Wastewater Rates in Marion, Orange, Pasco, Pinellas and Seminole Counties, Florida By Utilities, Inc. Of Florida

NOTICE is hereby given that the Staff of the Florida Public Service Commission will conduct a customer meeting to discuss Utilities, Inc. of Florida's application for a rate increase. The meeting will be held at the following time and place:

6:00 p.m., Wednesday, June 09, 2010  
Marion County Commission Auditorium  
McPherson Complex  
601 SE 25th Ave.  
Ocala, FL 34471

All persons who wish to comment are urged to be present at the beginning of the meeting, since the meeting may be adjourned early if no customers are present. One or more of the Commissioners of the Florida Public Service Commission may attend and participate in this meeting. The meeting will begin as scheduled and will continue until all of the customers have been heard.

The purpose of this meeting is to give customers and other interested persons an opportunity to offer comments to Commission Staff regarding the quality of service the Utility provides and to ask questions, and comment on the rates proposed in this docket as well as other issues. Commission Staff will be available to address and coordinate customers' comments and to assist members of the public. A representative from the Utility may also be in attendance. At the beginning of the meeting, procedures will be established for the order of comments. Commission Staff will have sign-up sheets, and customers will be called in the order that they sign up to speak.

Pursuant to provisions of the Americans with Disabilities Act, any person requiring special accommodations to participate in this meeting because of a physical impairment should call the Office of Commission Clerk at (850) 413-6770 at least 48 hours prior to the meeting. Any person who is hearing or speech impaired should contact the Florida Public Service Commission by using the Florida Relay Service, which can be reached at 1-800-955-8771 (TDD) or 1-800-955-8770 (Voice).

CO	BU	OBJ	SUB	DESCRIPTION	TY	DOC	DATE
252	2010156	2907	901	Granite, Deborah R	JE	271293	5/31/2010
252	2010156	2907	901	Granite, Deborah R	JE	271293	5/31/2010
252	2010156	2907	901	Casados Jr, Jimmy P	JE	271127	5/15/2010
252	2010156	2907	901	Casados Jr, Jimmy P	JE	271127	5/15/2010
252	2010156	2907	901	Casados Jr, Jimmy P	JE	271127	5/15/2010
252	2010156	2907	901	Casados Jr, Jimmy P	JE	271127	5/15/2010
252	2010156	2907	901	Casados Jr, Jimmy P	JE	271127	5/15/2010
252	2010156	2907	901	JAN 2010 9660 ADJ	JE	269141	1/31/2010
252	2010156	2907	901	JAN 2010 9660 ADJ	JE	269141	1/31/2010
252	2010156	2907	901	JAN 2010 9660 ADJ	JE	269141	1/31/2010
252	2010156	2907	901	JAN 2010 9660 ADJ	JE	269141	1/31/2010
252	2010156	2907	901	DEC 09 9660 ADJ	JE	268590	12/31/2009
252	2010156	2907	901	DEC 09 9660 ADJ	JE	268590	12/31/2009
252	2010156	2907	901	DEC 09 9660 ADJ	JE	268590	12/31/2009
252	2010156	2907	901	DEC 09 9660 ADJ	JE	268590	12/31/2009
252	2010156	2907	901	Nedved, Spencer L	JE	268631	12/31/2009
252	2010156	2907	901	Nedved, Spencer L	JE	268631	12/31/2009
252	2010156	2907	901	Nedved, Spencer L	JE	268631	12/31/2009
252	2010156	2907	901	Nedved, Spencer L	JE	268631	12/31/2009
252	2010156	2910	901	SE 5 AP ACCRUAL 2 DECEMBER	JE	268830	1/1/2010
252	2010156	2910	901	SE 5 AP ACCRUAL 2 DECEMBER	JE	268835	1/1/2010
252	2010156	2910	901	SE 5 AP ACCRUAL 2 DECEMBER REV	JE	268834	1/1/2010
252	2010156	2910	901	SE 5 AP ACCRUAL 2 DECEMBER	JE	268830	12/31/2009
252	2010156	2910	901	SE 5 AP ACCRUAL 2 DECEMBER REV	JE	268834	12/31/2009
252	2010156	2910	901	SE 5 AP ACCRUAL 2 DECEMBER	JE	268835	12/31/2009
252	2010156	2910	901	PO ADJUSTMENTS	JE	264566	9/30/2009
252	2010156	2906	901	ROSE,SUNDSTROM & BENTLEY	PV	257760	5/10/2010
252	2010156	2906	901	MILIAN, SWAIN & ASSOC, INC.	PV	253436	4/21/2010
252	2010156	2906	901	MILIAN, SWAIN & ASSOC, INC.	PV	250442	4/7/2010
252	2010156	2906	901	ROSE,SUNDSTROM & BENTLEY	PV	249324	4/5/2010
252	2010156	2906	901	ROSE,SUNDSTROM & BENTLEY	PV	244099	3/15/2010
252	2010156	2906	901	ROSE,SUNDSTROM & BENTLEY	PV	236232	2/11/2010
252	2010156	2906	901	ROSE,SUNDSTROM & BENTLEY	PV	216031	11/24/2009
252	2010156	2906	901	ROSE,SUNDSTROM & BENTLEY	PV	211637	11/10/2009
252	2010156	2906	901	ROSE,SUNDSTROM & BENTLEY	PV	194261	9/9/2009
252	2010156	2906	901	ROSE,SUNDSTROM & BENTLEY	PV	193335	9/8/2009
252	2010156	2906	901	ROSE,SUNDSTROM & BENTLEY	PV	176047	7/8/2009
252	2010156	2906	901	ROSE,SUNDSTROM & BENTLEY	PV	159853	5/6/2009
252	2010156	2908	901	MINUTEMAN PRESS	PV	258894	5/12/2010
252	2010156	2908	901	MINUTEMAN PRESS	PV	258892	5/12/2010
252	2010156	2908	901	MINUTEMAN PRESS	PV	258891	5/12/2010
252	2010156	2908	901	MINUTEMAN PRESS	PV	257392	5/6/2010
252	2010156	2908	901	OFFICE TEAM	PV	255029	4/28/2010
252	2010156	2908	901	FEDERAL EXPRESS	PV	254337	4/26/2010
252	2010156	2908	901	OFFICE TEAM	PV	249348	4/6/2010
252	2010156	2908	901	Povich, Erin Patricia	PV	233259	2/3/2010

252	2010156	2908	901	FEDERAL EXPRESS	PV	229880	1/20/2010
252	2010156	2908	901	Weeks, Kirsten Elise	PV	218272	12/8/2009
252	2010156	2908	901	FEDERAL EXPRESS	PV	201978	10/6/2009
252	2010156	2908	901	OFFICE TEAM	PV	194883	9/10/2009
252	2010156	2908	901	FEDERAL EXPRESS	PV	193262	9/4/2009
252	2010156	2908	901	Hoy, John Patrick	PV	190219	8/25/2009
252	2010156	2908	901	FEDERAL EXPRESS	PV	188095	8/18/2009
252	2010156	2908	901	OFFICE TEAM	PV	185537	8/10/2009
252	2010156	2908	901	FEDERAL EXPRESS	PV	185838	8/10/2009
252	2010156	2908	901	OFFICE TEAM	PV	149136	3/24/2009
252	2010156	2909	901	Weeks, Kirsten Elise	PV	150888	4/2/2009
252	2010156	2910	901	MANAGEMENT & REGULATORY CONSUL	PV	244138	3/15/2010
252	2010156	2910	901	MILIAN, SWAIN & ASSOC, INC.	PV	238431	2/19/2010
252	2010156	2910	901	MANAGEMENT & REGULATORY CONSUL	PV	234172	2/4/2010
252	2010156	2910	901	CPH ENGINEERS INC	PV	233368	2/3/2010
252	2010156	2910	901	MILIAN, SWAIN & ASSOC, INC.	PV	229396	1/18/2010
252	2010156	2910	901	MILIAN, SWAIN & ASSOC, INC.	PV	227429	1/8/2010
252	2010156	2910	901	MANAGEMENT & REGULATORY CONSUL	PV	224297	12/29/2009
252	2010156	2910	901	MANAGEMENT & REGULATORY CONSUL	PV	221009	12/16/2009
252	2010156	2910	901	MILIAN, SWAIN & ASSOC, INC.	PV	221035	12/16/2009
252	2010156	2910	901	CPH ENGINEERS INC	PV	220098	12/13/2009
252	2010156	2910	901	MANAGEMENT & REGULATORY CONSUL	PV	212951	12/9/2009
252	2010156	2910	901	MANAGEMENT & REGULATORY CONSUL	PV	212951	11/13/2009
252	2010156	2910	901	MILIAN, SWAIN & ASSOC, INC.	PV	212956	11/13/2009
252	2010156	2910	901	MANAGEMENT & REGULATORY CONSUL	PV	209915	11/4/2009
252	2010156	2910	901	MILIAN, SWAIN & ASSOC, INC.	PV	194101	9/9/2009
252	2010156	2910	901	MANAGEMENT & REGULATORY CONSUL	PV	193373	9/8/2009
252	2010156	2910	901	MILIAN, SWAIN & ASSOC, INC.	PV	181644	7/28/2009
252	2010156	2910	901	MANAGEMENT & REGULATORY CONSUL	PV	175691	7/7/2009
252	2010156	2910	901	MILIAN, SWAIN & ASSOC, INC.	PV	172549	6/24/2009
252	2010156	2910	901	MILIAN, SWAIN & ASSOC, INC.	PV	159857	5/6/2009
252	2010156	2907	901	Nedved, Spencer L	T2	537	1/15/2010
252	2010156	2907	901	Nedved, Spencer L	T2	537	1/15/2010
252	2010156	2907	901	Nedved, Spencer L	T2	537	1/15/2010
252	2010156	2907	901	Nedved, Spencer L	T2	537	1/15/2010
252	2010156	2907	901	Nedved, Spencer L	T2	525	12/15/2009
252	2010156	2907	901	Nedved, Spencer L	T2	525	12/15/2009
252	2010156	2907	901	Nedved, Spencer L	T2	525	12/15/2009
252	2010156	2907	901	Nedved, Spencer L	T2	525	12/15/2009
252	2010156	2907	901	Povich, Erin Patricia	T4	602	5/31/2010
252	2010156	2907	901	Povich, Erin Patricia	T4	602	5/31/2010
252	2010156	2907	901	Povich, Erin Patricia	T4	602	5/31/2010
252	2010156	2907	901	Ciecierski, Daniel	T4	602	5/31/2010
252	2010156	2907	901	Ciecierski, Daniel	T4	602	5/31/2010
252	2010156	2907	901	Ciecierski, Daniel	T4	602	5/31/2010
252	2010156	2907	901	Ciecierski, Daniel	T4	602	5/31/2010
252	2010156	2907	901	Wilson, Michael A	T4	602	5/31/2010





252	2010156	2907	901	Ciecierski, Daniel	T4	575	3/31/2010
252	2010156	2907	901	Ciecierski, Daniel	T4	575	3/31/2010
252	2010156	2907	901	Ciecierski, Daniel	T4	575	3/31/2010
252	2010156	2907	901	Povich, Erin Patricia	T4	575	3/31/2010
252	2010156	2907	901	Povich, Erin Patricia	T4	575	3/31/2010
252	2010156	2907	901	Povich, Erin Patricia	T4	575	3/31/2010
252	2010156	2907	901	Flynn, Patrick C	T4	575	3/31/2010
252	2010156	2907	901	Povich, Erin Patricia	T4	575	3/31/2010
252	2010156	2907	901	Povich, Erin Patricia	T4	575	3/31/2010
252	2010156	2907	901	Povich, Erin Patricia	T4	575	3/31/2010
252	2010156	2907	901	Povich, Erin Patricia	T4	575	3/31/2010
252	2010156	2907	901	Flynn, Patrick C	T4	575	3/31/2010
252	2010156	2907	901	Flynn, Patrick C	T4	575	3/31/2010
252	2010156	2907	901	Flynn, Patrick C	T4	575	3/31/2010
252	2010156	2907	901	Gongre, Bryan Keith	T4	575	3/31/2010
252	2010156	2907	901	Gongre, Bryan Keith	T4	575	3/31/2010
252	2010156	2907	901	Weeks, Kirsten Elise	T4	575	3/31/2010
252	2010156	2907	901	Nedved, Spencer L	T4	575	3/31/2010
252	2010156	2907	901	Nedved, Spencer L	T4	575	3/31/2010
252	2010156	2907	901	Nedved, Spencer L	T4	575	3/31/2010
252	2010156	2907	901	Nedved, Spencer L	T4	575	3/31/2010
252	2010156	2907	901	Nedved, Spencer L	T4	575	3/31/2010
252	2010156	2907	901	Nedved, Spencer L	T4	575	3/31/2010
252	2010156	2907	901	Nedved, Spencer L	T4	575	3/31/2010
252	2010156	2907	901	Nedved, Spencer L	T4	575	3/31/2010
252	2010156	2907	901	Nedved, Spencer L	T4	575	3/31/2010
252	2010156	2907	901	Nedved, Spencer L	T4	575	3/31/2010
252	2010156	2907	901	Nedved, Spencer L	T4	575	3/31/2010
252	2010156	2907	901	Nedved, Spencer L	T4	575	3/31/2010
252	2010156	2907	901	Nedved, Spencer L	T4	575	3/31/2010
252	2010156	2907	901	Valrie, LaWanda N	T4	572	3/23/2010
252	2010156	2907	901	Valrie, LaWanda N	T4	572	3/23/2010
252	2010156	2907	901	Nedved, Spencer L	T4	569	3/15/2010
252	2010156	2907	901	Nedved, Spencer L	T4	569	3/15/2010
252	2010156	2907	901	Nedved, Spencer L	T4	569	3/15/2010
252	2010156	2907	901	Nedved, Spencer L	T4	569	3/15/2010
252	2010156	2907	901	Flynn, Patrick C	T4	569	3/15/2010
252	2010156	2907	901	Flynn, Patrick C	T4	569	3/15/2010
252	2010156	2907	901	Flynn, Patrick C	T4	569	3/15/2010
252	2010156	2907	901	Povich, Erin Patricia	T4	569	3/15/2010
252	2010156	2907	901	Povich, Erin Patricia	T4	569	3/15/2010
252	2010156	2907	901	Nedved, Spencer L	T4	569	3/15/2010
252	2010156	2907	901	Nedved, Spencer L	T4	569	3/15/2010
252	2010156	2907	901	Nedved, Spencer L	T4	569	3/15/2010
252	2010156	2907	901	Nedved, Spencer L	T4	569	3/15/2010
252	2010156	2907	901	Nedved, Spencer L	T4	569	3/15/2010
252	2010156	2907	901	Valrie, LaWanda N	T4	566	3/9/2010
252	2010156	2907	901	Flynn, Patrick C	T4	561	2/28/2010
252	2010156	2907	901	Flynn, Patrick C	T4	561	2/28/2010

252	2010156	2907	901	Flynn, Patrick C	T4	561	2/28/2010
252	2010156	2907	901	Weeks, Kirsten Elise	T4	561	2/28/2010
252	2010156	2907	901	Nedved, Spencer L	T4	561	2/28/2010
252	2010156	2907	901	Nedved, Spencer L	T4	561	2/28/2010
252	2010156	2907	901	Nedved, Spencer L	T4	561	2/28/2010
252	2010156	2907	901	Nedved, Spencer L	T4	561	2/28/2010
252	2010156	2907	901	Nedved, Spencer L	T4	561	2/28/2010
252	2010156	2907	901	Nedved, Spencer L	T4	561	2/28/2010
252	2010156	2907	901	Povich, Erin Patricia	T4	564	2/27/2010
252	2010156	2907	901	Povich, Erin Patricia	T4	564	2/27/2010
252	2010156	2907	901	Povich, Erin Patricia	T4	564	2/27/2010
252	2010156	2907	901	Povich, Erin Patricia	T4	564	2/27/2010
252	2010156	2907	901	Povich, Erin Patricia	T4	564	2/27/2010
252	2010156	2907	901	Hanks, Peggy Jean	T4	558	2/23/2010
252	2010156	2907	901	Valrie, LaWanda N	T4	558	2/23/2010
252	2010156	2907	901	Valrie, LaWanda N	T4	558	2/23/2010
252	2010156	2907	901	Povich, Erin Patricia	T4	552	2/15/2010
252	2010156	2907	901	Povich, Erin Patricia	T4	552	2/15/2010
252	2010156	2907	901	Weeks, Kirsten Elise	T4	552	2/15/2010
252	2010156	2907	901	Weeks, Kirsten Elise	T4	552	2/15/2010
252	2010156	2907	901	Weeks, Kirsten Elise	T4	552	2/15/2010
252	2010156	2907	901	Ciecierski, Daniel	T4	552	2/15/2010
252	2010156	2907	901	Weeks, Kirsten Elise	T4	552	2/15/2010
252	2010156	2907	901	Flynn, Patrick C	T4	552	2/15/2010
252	2010156	2907	901	Ciecierski, Daniel	T4	552	2/15/2010
252	2010156	2907	901	Ciecierski, Daniel	T4	547	1/31/2010
252	2010156	2907	901	Ciecierski, Daniel	T4	547	1/31/2010
252	2010156	2907	901	Ciecierski, Daniel	T4	547	1/31/2010
252	2010156	2907	901	Ciecierski, Daniel	T4	547	1/31/2010
252	2010156	2907	901	Ciecierski, Daniel	T4	547	1/31/2010
252	2010156	2907	901	Ciecierski, Daniel	T4	547	1/31/2010
252	2010156	2907	901	Ciecierski, Daniel	T4	547	1/31/2010
252	2010156	2907	901	Ciecierski, Daniel	T4	547	1/31/2010
252	2010156	2907	901	Povich, Erin Patricia	T4	544	1/31/2010
252	2010156	2907	901	Povich, Erin Patricia	T4	544	1/31/2010
252	2010156	2907	901	Povich, Erin Patricia	T4	544	1/31/2010
252	2010156	2907	901	Povich, Erin Patricia	T4	544	1/31/2010
252	2010156	2907	901	Povich, Erin Patricia	T4	544	1/31/2010
252	2010156	2907	901	Flynn, Patrick C	T4	544	1/31/2010
252	2010156	2907	901	Flynn, Patrick C	T4	544	1/31/2010
252	2010156	2907	901	Flynn, Patrick C	T4	544	1/31/2010
252	2010156	2907	901	Flynn, Patrick C	T4	544	1/31/2010
252	2010156	2907	901	Flynn, Patrick C	T4	544	1/31/2010
252	2010156	2907	901	Flynn, Patrick C	T4	544	1/31/2010
252	2010156	2907	901	Flynn, Patrick C	T4	544	1/31/2010
252	2010156	2907	901	Povich, Erin Patricia	T4	544	1/31/2010





252	2010156	2907	901	DiPasquale, Susan M	T4	523	12/1/2009
252	2010156	2907	901	Hanks, Peggy Jean	T4	523	12/1/2009
252	2010156	2907	901	Hanks, Peggy Jean	T4	523	12/1/2009
252	2010156	2907	901	Weeks, Kirsten Elise	T4	521	11/30/2009
252	2010156	2907	901	Weeks, Kirsten Elise	T4	521	11/30/2009
252	2010156	2907	901	Weeks, Kirsten Elise	T4	521	11/30/2009
252	2010156	2907	901	Weeks, Kirsten Elise	T4	521	11/30/2009
252	2010156	2907	901	Weeks, Kirsten Elise	T4	521	11/30/2009
252	2010156	2907	901	Weeks, Kirsten Elise	T4	521	11/30/2009
252	2010156	2907	901	Hoy, John Patrick	T4	518	11/30/2009
252	2010156	2907	901	DiPasquale, Susan M	T4	515	11/17/2009
252	2010156	2907	901	DiPasquale, Susan M	T4	515	11/17/2009
252	2010156	2907	901	DiPasquale, Susan M	T4	515	11/17/2009
252	2010156	2907	901	Povich, Erin Patricia	T4	507	11/15/2009
252	2010156	2907	901	Flynn, Patrick C	T4	507	11/15/2009
252	2010156	2907	901	Hanks, Peggy Jean	T4	504	11/3/2009
252	2010156	2907	901	DiPasquale, Susan M	T4	504	11/3/2009
252	2010156	2907	901	DiPasquale, Susan M	T4	504	11/3/2009
252	2010156	2907	901	Hanks, Peggy Jean	T4	504	11/3/2009
252	2010156	2907	901	Hanks, Peggy Jean	T4	504	11/3/2009
252	2010156	2907	901	Hanks, Peggy Jean	T4	504	11/3/2009
252	2010156	2907	901	DiPasquale, Susan M	T4	504	11/3/2009
252	2010156	2907	901	DiPasquale, Susan M	T4	504	11/3/2009
252	2010156	2907	901	DiPasquale, Susan M	T4	504	11/3/2009
252	2010156	2907	901	DiPasquale, Susan M	T4	504	11/3/2009
252	2010156	2907	901	Flynn, Patrick C	T4	501	10/31/2009
252	2010156	2907	901	Weeks, Kirsten Elise	T4	501	10/31/2009
252	2010156	2907	901	Weeks, Kirsten Elise	T4	501	10/31/2009
252	2010156	2907	901	Weeks, Kirsten Elise	T4	501	10/31/2009
252	2010156	2907	901	Weeks, Kirsten Elise	T4	501	10/31/2009
252	2010156	2907	901	Weeks, Kirsten Elise	T4	501	10/31/2009
252	2010156	2907	901	Povich, Erin Patricia	T4	501	10/31/2009
252	2010156	2907	901	Povich, Erin Patricia	T4	501	10/31/2009
252	2010156	2907	901	Povich, Erin Patricia	T4	501	10/31/2009
252	2010156	2907	901	Hoy, John Patrick	T4	501	10/31/2009
252	2010156	2907	901	Flynn, Patrick C	T4	501	10/31/2009
252	2010156	2907	901	Flynn, Patrick C	T4	501	10/31/2009
252	2010156	2907	901	Flynn, Patrick C	T4	501	10/31/2009
252	2010156	2907	901	Flynn, Patrick C	T4	501	10/31/2009
252	2010156	2907	901	Flynn, Patrick C	T4	501	10/31/2009
252	2010156	2907	901	Hanks, Peggy Jean	T4	495	10/20/2009
252	2010156	2907	901	Hanks, Peggy Jean	T4	495	10/20/2009
252	2010156	2907	901	Hanks, Peggy Jean	T4	495	10/20/2009
252	2010156	2907	901	Hanks, Peggy Jean	T4	495	10/20/2009
252	2010156	2907	901	Hanks, Peggy Jean	T4	495	10/20/2009
252	2010156	2907	901	Hanks, Peggy Jean	T4	495	10/20/2009
252	2010156	2907	901	DiPasquale, Susan M	T4	495	10/20/2009

252	2010156	2907	901	DiPasquale, Susan M	T4	495	10/20/2009
252	2010156	2907	901	DiPasquale, Susan M	T4	495	10/20/2009
252	2010156	2907	901	DiPasquale, Susan M	T4	495	10/20/2009
252	2010156	2907	901	Hanks, Peggy Jean	T4	495	10/20/2009
252	2010156	2907	901	Marzouk, Michelle	T4	495	10/20/2009
252	2010156	2907	901	Weeks, Kirsten Elise	T4	489	10/15/2009
252	2010156	2907	901	Weeks, Kirsten Elise	T4	489	10/15/2009
252	2010156	2907	901	Povich, Erin Patricia	T4	489	10/15/2009
252	2010156	2907	901	Ciecierski, Daniel	T4	489	10/15/2009
252	2010156	2907	901	Ciecierski, Daniel	T4	489	10/15/2009
252	2010156	2907	901	Weeks, Kirsten Elise	T4	489	10/15/2009
252	2010156	2907	901	Weeks, Kirsten Elise	T4	489	10/15/2009
252	2010156	2907	901	Weeks, Kirsten Elise	T4	489	10/15/2009
252	2010156	2907	901	Weeks, Kirsten Elise	T4	489	10/15/2009
252	2010156	2907	901	Weeks, Kirsten Elise	T4	489	10/15/2009
252	2010156	2907	901	Flynn, Patrick C	T4	489	10/15/2009
252	2010156	2907	901	Flynn, Patrick C	T4	489	10/15/2009
252	2010156	2907	901	Flynn, Patrick C	T4	489	10/15/2009
252	2010156	2907	901	Flynn, Patrick C	T4	489	10/15/2009
252	2010156	2907	901	Flynn, Patrick C	T4	489	10/15/2009
252	2010156	2907	901	Flynn, Patrick C	T4	489	10/15/2009
252	2010156	2907	901	Flynn, Patrick C	T4	489	10/15/2009
252	2010156	2907	901	Flynn, Patrick C	T4	489	10/15/2009
252	2010156	2907	901	Gongre, Bryan Keith	T4	489	10/15/2009
252	2010156	2907	901	DiPasquale, Susan M	T4	492	10/6/2009
252	2010156	2907	901	DiPasquale, Susan M	T4	492	10/6/2009
252	2010156	2907	901	DiPasquale, Susan M	T4	492	10/6/2009
252	2010156	2907	901	Marzouk, Michelle	T4	492	10/6/2009
252	2010156	2907	901	Marzouk, Michelle	T4	492	10/6/2009
252	2010156	2907	901	Hanks, Peggy Jean	T4	492	10/6/2009
252	2010156	2907	901	Hanks, Peggy Jean	T4	492	10/6/2009
252	2010156	2907	901	Hanks, Peggy Jean	T4	492	10/6/2009
252	2010156	2907	901	Hanks, Peggy Jean	T4	492	10/6/2009
252	2010156	2907	901	Hanks, Peggy Jean	T4	492	10/6/2009
252	2010156	2907	901	Hanks, Peggy Jean	T4	492	10/6/2009
252	2010156	2907	901	Hanks, Peggy Jean	T4	492	10/6/2009
252	2010156	2907	901	DiPasquale, Susan M	T4	492	10/6/2009
252	2010156	2907	901	DiPasquale, Susan M	T4	492	10/6/2009
252	2010156	2907	901	Weeks, Kirsten Elise	T4	486	9/30/2009
252	2010156	2907	901	Shrake, Brian W	T4	486	9/30/2009
252	2010156	2907	901	Povich, Erin Patricia	T4	486	9/30/2009
252	2010156	2907	901	Povich, Erin Patricia	T4	486	9/30/2009
252	2010156	2907	901	Povich, Erin Patricia	T4	486	9/30/2009
252	2010156	2907	901	Povich, Erin Patricia	T4	486	9/30/2009
252	2010156	2907	901	Povich, Erin Patricia	T4	486	9/30/2009
252	2010156	2907	901	Povich, Erin Patricia	T4	486	9/30/2009
252	2010156	2907	901	Ciecierski, Daniel	T4	486	9/30/2009
252	2010156	2907	901	Ciecierski, Daniel	T4	486	9/30/2009

252	2010156	2907	901	Ciecierski, Daniel	T4	486	9/30/2009
252	2010156	2907	901	Ciecierski, Daniel	T4	486	9/30/2009
252	2010156	2907	901	Ciecierski, Daniel	T4	486	9/30/2009
252	2010156	2907	901	Ciecierski, Daniel	T4	486	9/30/2009
252	2010156	2907	901	Flynn, Patrick C	T4	486	9/30/2009
252	2010156	2907	901	Flynn, Patrick C	T4	486	9/30/2009
252	2010156	2907	901	Flynn, Patrick C	T4	486	9/30/2009
252	2010156	2907	901	Flynn, Patrick C	T4	486	9/30/2009
252	2010156	2907	901	Flynn, Patrick C	T4	486	9/30/2009
252	2010156	2907	901	Weeks, Kirsten Elise	T4	486	9/30/2009
252	2010156	2907	901	Valrie, LaWanda N	T4	483	9/22/2009
252	2010156	2907	901	Valrie, LaWanda N	T4	483	9/22/2009
252	2010156	2907	901	Marzouk, Michelle	T4	483	9/22/2009
252	2010156	2907	901	Ciecierski, Daniel	T4	477	9/15/2009
252	2010156	2907	901	Ciecierski, Daniel	T4	477	9/15/2009
252	2010156	2907	901	Povich, Erin Patricia	T4	477	9/15/2009
252	2010156	2907	901	Hanks, Peggy Jean	T4	480	9/8/2009
252	2010156	2907	901	Weeks, Kirsten Elise	T4	468	8/31/2009
252	2010156	2907	901	Weeks, Kirsten Elise	T4	468	8/31/2009
252	2010156	2907	901	Weeks, Kirsten Elise	T4	468	8/31/2009
252	2010156	2907	901	Weeks, Kirsten Elise	T4	468	8/31/2009
252	2010156	2907	901	Ciecierski, Daniel	T4	468	8/31/2009
252	2010156	2907	901	Ciecierski, Daniel	T4	468	8/31/2009
252	2010156	2907	901	Ciecierski, Daniel	T4	468	8/31/2009
252	2010156	2907	901	Weeks, Kirsten Elise	T4	468	8/31/2009
252	2010156	2907	901	Flynn, Patrick C	T4	468	8/31/2009
252	2010156	2907	901	Weeks, Kirsten Elise	T4	468	8/31/2009
252	2010156	2907	901	Flynn, Patrick C	T4	468	8/31/2009
252	2010156	2907	901	Weeks, Kirsten Elise	T4	468	8/31/2009
252	2010156	2907	901	Weeks, Kirsten Elise	T4	468	8/31/2009
252	2010156	2907	901	Weeks, Kirsten Elise	T4	468	8/31/2009
252	2010156	2907	901	Weeks, Kirsten Elise	T4	468	8/31/2009
252	2010156	2907	901	Weeks, Kirsten Elise	T4	468	8/31/2009
252	2010156	2907	901	Weeks, Kirsten Elise	T4	468	8/31/2009
252	2010156	2907	901	Weeks, Kirsten Elise	T4	468	8/31/2009
252	2010156	2907	901	Povich, Erin Patricia	T4	468	8/31/2009
252	2010156	2907	901	Povich, Erin Patricia	T4	468	8/31/2009
252	2010156	2907	901	Povich, Erin Patricia	T4	468	8/31/2009
252	2010156	2907	901	Povich, Erin Patricia	T4	468	8/31/2009
252	2010156	2907	901	Povich, Erin Patricia	T4	468	8/31/2009
252	2010156	2907	901	Povich, Erin Patricia	T4	468	8/31/2009
252	2010156	2907	901	Marzouk, Michelle	T4	471	8/25/2009
252	2010156	2907	901	Marzouk, Michelle	T4	471	8/25/2009
252	2010156	2907	901	Weeks, Kirsten Elise	T4	465	8/15/2009
252	2010156	2907	901	Povich, Erin Patricia	T4	465	8/15/2009
252	2010156	2907	901	Povich, Erin Patricia	T4	465	8/15/2009
252	2010156	2907	901	Povich, Erin Patricia	T4	465	8/15/2009
252	2010156	2907	901	Povich, Erin Patricia	T4	465	8/15/2009



252	2010156	2907	901	Hanks, Peggy Jean	T4	440	7/28/2009
252	2010156	2907	901	Marzouk, Michelle	T4	440	7/28/2009
252	2010156	2907	901	Ciecierski, Daniel	T4	429	7/15/2009
252	2010156	2907	901	Ciecierski, Daniel	T4	429	7/15/2009
252	2010156	2907	901	Ciecierski, Daniel	T4	429	7/15/2009
252	2010156	2907	901	Ciecierski, Daniel	T4	429	7/15/2009
252	2010156	2907	901	Povich, Erin Patricia	T4	429	7/15/2009
252	2010156	2907	901	Weeks, Kirsten Elise	T4	429	7/15/2009
252	2010156	2907	901	Ciecierski, Daniel	T4	429	7/15/2009
252	2010156	2907	901	Ciecierski, Daniel	T4	429	7/15/2009
252	2010156	2907	901	Povich, Erin Patricia	T4	429	7/15/2009
252	2010156	2907	901	Ciecierski, Daniel	T4	429	7/15/2009
252	2010156	2907	901	Ciecierski, Daniel	T4	429	7/15/2009
252	2010156	2907	901	Povich, Erin Patricia	T4	429	7/15/2009
252	2010156	2907	901	Ciecierski, Daniel	T4	429	7/15/2009
252	2010156	2907	901	Weeks, Kirsten Elise	T4	429	7/15/2009
252	2010156	2907	901	Povich, Erin Patricia	T4	429	7/15/2009
252	2010156	2907	901	Ciecierski, Daniel	T4	429	7/15/2009
252	2010156	2907	901	Marzouk, Michelle	T4	432	7/14/2009
252	2010156	2907	901	Valrie, LaWanda N	T4	432	7/14/2009
252	2010156	2907	901	Valrie, LaWanda N	T4	432	7/14/2009
252	2010156	2907	901	Povich, Erin Patricia	T4	423	6/30/2009
252	2010156	2907	901	Povich, Erin Patricia	T4	423	6/30/2009
252	2010156	2907	901	Ciecierski, Daniel	T4	423	6/30/2009
252	2010156	2907	901	Ciecierski, Daniel	T4	423	6/30/2009
252	2010156	2907	901	Povich, Erin Patricia	T4	423	6/30/2009
252	2010156	2907	901	Ciecierski, Daniel	T4	423	6/30/2009
252	2010156	2907	901	Ciecierski, Daniel	T4	423	6/30/2009
252	2010156	2907	901	Flynn, Patrick C	T4	423	6/30/2009
252	2010156	2907	901	Povich, Erin Patricia	T4	423	6/30/2009
252	2010156	2907	901	Povich, Erin Patricia	T4	423	6/30/2009
252	2010156	2907	901	Povich, Erin Patricia	T4	423	6/30/2009
252	2010156	2907	901	Ciecierski, Daniel	T4	423	6/30/2009
252	2010156	2907	901	Ciecierski, Daniel	T4	423	6/30/2009
252	2010156	2907	901	Ciecierski, Daniel	T4	423	6/30/2009
252	2010156	2907	901	Flynn, Patrick C	T4	423	6/30/2009
252	2010156	2907	901	Sasic, Karen Lee	T4	423	6/30/2009
252	2010156	2907	901	Valrie, LaWanda N	T4	426	6/29/2009
252	2010156	2907	901	Flynn, Patrick C	T4	411	6/28/2009
252	2010156	2907	901	NKC 05/31/09 TIME ENTRY	T4	261236	6/28/2009
252	2010156	2907	901	NKC 05/31/09 TIME ENTRY	T4	261236	6/28/2009
252	2010156	2907	901	Flynn, Patrick C	T4	411	6/28/2009
252	2010156	2907	901	Flynn, Patrick C	T4	411	6/28/2009
252	2010156	2907	901	Flynn, Patrick C	T4	411	6/28/2009
252	2010156	2907	901	NKC 05/31/09 TIME ENTRY	T4	261236	6/28/2009

252	2010156	2907	901	Flynn, Patrick C	T4	411	6/28/2009
252	2010156	2907	901	Flynn, Patrick C	T4	411	6/28/2009
252	2010156	2907	901	Weeks, Kirsten Elise	T4	411	6/28/2009
252	2010156	2907	901	Weeks, Kirsten Elise	T4	411	6/28/2009
252	2010156	2907	901	NKC 05/31/09 TIME ENTRY	T4	261236	6/28/2009
252	2010156	2907	901	NKC 05/31/09 TIME ENTRY	T4	261236	6/28/2009
252	2010156	2907	901	NKC 05/31/09 TIME ENTRY	T4	261236	6/28/2009
252	2010156	2907	901	Weeks, Kirsten Elise	T4	411	6/28/2009
252	2010156	2907	901	JCT 05/19/09 TIME ENTRY	T4	261231	6/27/2009
252	2010156	2907	901	JCT 05/19/09 TIME ENTRY	T4	261231	6/27/2009
252	2010156	2907	901	Valrie, LaWanda N	T4	406	6/27/2009
252	2010156	2907	901	JCT 05/19/09 TIME ENTRY	T4	261231	6/27/2009
252	2010156	2907	901	JCT 05/19/09 TIME ENTRY	T4	261231	6/27/2009
252	2010156	2907	901	DiPasquale, Susan M	T4	406	6/27/2009
252	2010156	2907	901	Valrie, LaWanda N	T4	406	6/27/2009
252	2010156	2907	901	Valrie, LaWanda N	T4	406	6/27/2009
252	2010156	2907	901	JCT 05/19/09 TIME ENTRY	T4	261231	6/27/2009
252	2010156	2907	901	Hanks, Peggy Jean	T4	406	6/27/2009
252	2010156	2907	901	DiPasquale, Susan M	T4	406	6/27/2009
252	2010156	2907	901	Valrie, LaWanda N	T4	406	6/27/2009
252	2010156	2907	901	DiPasquale, Susan M	T4	406	6/27/2009
252	2010156	2907	901	Valrie, LaWanda N	T4	406	6/27/2009
252	2010156	2907	901	JCT 05/19/09 TIME ENTRY	T4	261231	6/27/2009
252	2010156	2907	901	Marzouk, Michelle	T4	406	6/27/2009
252	2010156	2907	901	JCT 05/19/09 TIME ENTRY	T4	261231	6/27/2009
252	2010156	2907	901	JCT 05/19/09 TIME ENTRY	T4	261231	6/27/2009
252	2010156	2907	901	JCT 05/19/09 TIME ENTRY	T4	261231	6/27/2009
252	2010156	2907	901	JCT 05/19/09 TIME ENTRY	T4	261231	6/27/2009
252	2010156	2907	901	NKC 05/15/09 TIME ENTRY	T4	261237	6/26/2009
252	2010156	2907	901	NKC 05/15/09 TIME ENTRY	T4	261237	6/26/2009
252	2010156	2907	901	NKC 05/15/09 TIME ENTRY	T4	261237	6/26/2009
252	2010156	2907	901	NKC 05/15/09 TIME ENTRY	T4	261237	6/26/2009
252	2010156	2907	901	Ciecierski, Daniel	T4	403	6/26/2009
252	2010156	2907	901	Weeks, Kirsten Elise	T4	403	6/26/2009
252	2010156	2907	901	Ciecierski, Daniel	T4	403	6/26/2009
252	2010156	2907	901	Weeks, Kirsten Elise	T4	403	6/26/2009
252	2010156	2907	901	Weeks, Kirsten Elise	T4	403	6/26/2009
252	2010156	2907	901	Weeks, Kirsten Elise	T4	403	6/26/2009
252	2010156	2907	901	Ciecierski, Daniel	T4	403	6/26/2009
252	2010156	2907	901	NKC 05/15/09 TIME ENTRY	T4	261237	6/26/2009
252	2010156	2907	901	NKC 05/15/09 TIME ENTRY	T4	261237	6/26/2009
252	2010156	2907	901	NKC 05/15/09 TIME ENTRY	T4	261237	6/26/2009
252	2010156	2907	901	NKC 05/15/09 TIME ENTRY	T4	261237	6/26/2009
252	2010156	2907	901	NKC 05/15/09 TIME ENTRY	T4	261237	6/26/2009
252	2010156	2907	901	Ciecierski, Daniel	T4	403	6/26/2009
252	2010156	2907	901	Weeks, Kirsten Elise	T4	403	6/26/2009
252	2010156	2907	901	NKC 05/15/09 TIME ENTRY	T4	261237	6/26/2009

252	2010156	2907	901	NKC 05/15/09 TIME ENTRY	T4	261237	6/26/2009
252	2010156	2907	901	NKC 05/15/09 TIME ENTRY	T4	261237	6/26/2009
252	2010156	2907	901	NKC 05/15/09 TIME ENTRY	T4	261237	6/26/2009
252	2010156	2907	901	Weeks, Kirsten Elise	T4	403	6/26/2009
252	2010156	2907	901	NKC 05/15/09 TIME ENTRY	T4	261237	6/26/2009
252	2010156	2907	901	Ciecierski, Daniel	T4	403	6/26/2009
252	2010156	2907	901	Ciecierski, Daniel	T4	403	6/26/2009
252	2010156	2907	901	Povich, Erin Patricia	T4	403	6/26/2009
252	2010156	2907	901	Ciecierski, Daniel	T4	403	6/26/2009
252	2010156	2907	901	Ciecierski, Daniel	T4	403	6/26/2009
252	2010156	2907	901	NKC 05/15/09 TIME ENTRY	T4	261237	6/26/2009
252	2010156	2907	901	NKC 05/15/09 TIME ENTRY	T4	261237	6/26/2009
252	2010156	2907	901	NKC 05/15/09 TIME ENTRY	T4	261237	6/26/2009
252	2010156	2907	901	Ciecierski, Daniel	T4	403	6/26/2009
252	2010156	2907	901	NKC 05/15/09 TIME ENTRY	T4	261237	6/26/2009
252	2010156	2907	901	Ciecierski, Daniel	T4	403	6/26/2009
252	2010156	2907	901	NKC 05/15/09 TIME ENTRY	T4	261237	6/26/2009
252	2010156	2907	901	Ciecierski, Daniel	T4	403	6/26/2009
252	2010156	2907	901	Weeks, Kirsten Elise	T4	403	6/26/2009
252	2010156	2907	901	Valrie, LaWanda N	T4	400	6/25/2009
252	2010156	2907	901	JCT 05/05/09 TIME ENTRY	T4	261232	6/25/2009
252	2010156	2907	901	JCT 05/05/09 TIME ENTRY	T4	261232	6/25/2009
252	2010156	2907	901	Valrie, LaWanda N	T4	400	6/25/2009
252	2010156	2907	901	JCT 05/05/09 TIME ENTRY	T4	261232	6/25/2009
252	2010156	2907	901	Valrie, LaWanda N	T4	400	6/25/2009
252	2010156	2907	901	JCT 05/05/09 TIME ENTRY	T4	261232	6/25/2009
252	2010156	2907	901	Valrie, LaWanda N	T4	400	6/25/2009
252	2010156	2907	901	Valrie, LaWanda N	T4	400	6/25/2009
252	2010156	2907	901	JCT 05/05/09 TIME ENTRY	T4	261232	6/25/2009
252	2010156	2907	901	Povich, Erin Patricia	T4	397	6/21/2009
252	2010156	2907	901	Povich, Erin Patricia	T4	397	6/21/2009
252	2010156	2907	901	Povich, Erin Patricia	T4	397	6/21/2009
252	2010156	2907	901	Ciecierski, Daniel	T4	397	6/21/2009
252	2010156	2907	901	Ciecierski, Daniel	T4	397	6/21/2009
252	2010156	2907	901	Weeks, Kirsten Elise	T4	397	6/21/2009
252	2010156	2907	901	Ciecierski, Daniel	T4	397	6/21/2009
252	2010156	2907	901	Valrie, LaWanda N	T4	394	6/20/2009
252	2010156	2907	901	Valrie, LaWanda N	T4	394	6/20/2009
252	2010156	2907	901	Ciecierski, Daniel	T4	392	6/20/2009
252	2010156	2907	901	Ciecierski, Daniel	T4	392	6/20/2009
252	2010156	2907	901	Ciecierski, Daniel	T4	392	6/20/2009
252	2010156	2907	901	Valrie, LaWanda N	T4	394	6/20/2009
252	2010156	2907	901	Valrie, LaWanda N	T4	394	6/20/2009
252	2010156	2907	901	Valrie, LaWanda N	T4	394	6/20/2009
252	2010156	2907	901	Valrie, LaWanda N	T4	394	6/20/2009
252	2010156	2907	901	Valrie, LaWanda N	T4	394	6/20/2009
252	2010156	2907	901	Weeks, Kirsten Elise	T4	417	6/15/2009







DEBIT	CREDIT	NET	LT	PC
140.00		140.00	AA	P
140.00		140.00	AA	P
31.00		31.00	AA	P
189.00		189.00	AA	P
63.00		63.00	AA	P
65.00		65.00	AA	P
32.50		32.50	AA	P
	(8.00)	(8.00)	AA	P
	(8.00)	(8.00)	AA	P
	(8.00)	(8.00)	AA	P
	(2.00)	(2.00)	AA	P
	(8.00)	(8.00)	AA	P
	(8.00)	(8.00)	AA	P
	(8.00)	(8.00)	AA	P
	(7.00)	(7.00)	AA	P
216.00		216.00	AA	P
216.00		216.00	AA	P
216.00		216.00	AA	P
189.00		189.00	AA	P
29,537.50		29,537.50	AA	P
	(29,537.50)	(29,537.50)	AA	P
	(29,537.50)	(29,537.50)	AA	P
	(29,537.50)	(29,537.50)	AA	P
29,537.50		29,537.50	AA	P
29,537.50		29,537.50	AA	P
19,162.50		19,162.50	AA	P PV 194094
7,003.15		7,003.15	AA	P
3,900.00		3,900.00	AA	P
3,362.50		3,362.50	AA	P
8,470.54		8,470.54	AA	P
22,327.35		22,327.35	AA	P
855.75		855.75	AA	P
3,074.00		3,074.00	AA	P
841.00		841.00	AA	P
203.00		203.00	AA	P
1,549.13		1,549.13	AA	P
319.00		319.00	AA	P
2,560.00		2,560.00	AA	P
63.25		63.25	AA	P
338.35		338.35	AA	P
305.53		305.53	AA	P
3,063.65		3,063.65	AA	P
660.00		660.00	AA	P
15.66		15.66	AA	P
135.00		135.00	AA	P
28.45		28.45	AA	P

15.59		15.59 AA P
148.13		148.13 AA P
9.18		9.18 AA P
369.60		369.60 AA P
51.94		51.94 AA P
138.99		138.99 AA P
21.29		21.29 AA P
283.68		283.68 AA P
12.20		12.20 AA P
132.98		132.98 AA P
278.03		278.03 AA P
4,200.00		4,200.00 AA P
37,900.00		37,900.00 AA P
362.50		362.50 AA P
200.00		200.00 AA P
28,800.00		28,800.00 AA P
29,537.50		29,537.50 AA P
725.00		725.00 AA P
1,305.00		1,305.00 AA P
23,925.00		23,925.00 AA P
657.65		657.65 AA P
	(4,930.00)	(4,930.00) AA P
4,930.00		4,930.00 AA P
18,650.00		18,650.00 AA P
4,930.00		4,930.00 AA P
15,950.00		15,950.00 AA P
4,640.00		4,640.00 AA P
11,362.50		11,362.50 AA P
6,525.00		6,525.00 AA P
2,325.00		2,325.00 AA P
600.00		600.00 AA P
8.00		8.00 AA P
8.00		8.00 AA P
8.00		8.00 AA P
2.00		2.00 AA P
7.00		7.00 AA P
8.00		8.00 AA P
8.00		8.00 AA P
8.00		8.00 AA P
41.00		41.00 AA P
41.00		41.00 AA P
287.00		287.00 AA P
30.00		30.00 AA P
30.00		30.00 AA P
30.00		30.00 AA P
30.00		30.00 AA P
236.16		236.16 AA P



168.00	168.00	AA	P
38.00	38.00	AA	P
430.50	430.50	AA	P
164.00	164.00	AA	P
328.00	328.00	AA	P
369.00	369.00	AA	P
164.00	164.00	AA	P
82.00	82.00	AA	P
123.00	123.00	AA	P
164.00	164.00	AA	P
205.00	205.00	AA	P
360.00	360.00	AA	P
300.00	300.00	AA	P
330.00	330.00	AA	P
240.00	240.00	AA	P
300.00	300.00	AA	P
270.00	270.00	AA	P
150.00	150.00	AA	P
210.00	210.00	AA	P
150.00	150.00	AA	P
120.00	120.00	AA	P
9.84	9.84	AA	P
39.36	39.36	AA	P
39.36	39.36	AA	P
19.68	19.68	AA	P
39.36	39.36	AA	P
78.72	78.72	AA	P
157.44	157.44	AA	P
38.00	38.00	AA	P
92.00	92.00	AA	P
69.00	69.00	AA	P
100.00	100.00	AA	P
150.00	150.00	AA	P
111.00	111.00	AA	P
111.00	111.00	AA	P
20.00	20.00	AA	P
40.00	40.00	AA	P
80.00	80.00	AA	P
290.00	290.00	AA	P
290.00	290.00	AA	P
348.00	348.00	AA	P
174.00	174.00	AA	P
261.00	261.00	AA	P
348.00	348.00	AA	P
348.00	348.00	AA	P
348.00	348.00	AA	P
174.00	174.00	AA	P

174.00	174.00	AA	P
232.00	232.00	AA	P
232.00	232.00	AA	P
40.00	40.00	AA	P
360.00	360.00	AA	P
240.00	240.00	AA	P
38.60	38.60	AA	P
40.00	40.00	AA	P
160.00	160.00	AA	P
340.00	340.00	AA	P
220.00	220.00	AA	P
240.00	240.00	AA	P
38.60	38.60	AA	P
231.60	231.60	AA	P
135.10	135.10	AA	P
115.80	115.80	AA	P
115.80	115.80	AA	P
100.00	100.00	AA	P
27.00	27.00	AA	P
135.00	135.00	AA	P
135.00	135.00	AA	P
81.00	81.00	AA	P
243.00	243.00	AA	P
243.00	243.00	AA	P
243.00	243.00	AA	P
243.00	243.00	AA	P
216.00	216.00	AA	P
216.00	216.00	AA	P
216.00	216.00	AA	P
138.00	138.00	AA	P
161.00	161.00	AA	P
162.00	162.00	AA	P
108.00	108.00	AA	P
135.00	135.00	AA	P
162.00	162.00	AA	P
38.60	38.60	AA	P
77.20	77.20	AA	P
19.30	19.30	AA	P
160.00	160.00	AA	P
220.00	220.00	AA	P
162.00	162.00	AA	P
135.00	135.00	AA	P
162.00	162.00	AA	P
135.00	135.00	AA	P
11.50	11.50	AA	P
38.60	38.60	AA	P
38.60	38.60	AA	P

38.60	38.60	AA	P
150.00	150.00	AA	P
216.00	216.00	AA	P
216.00	216.00	AA	P
108.00	108.00	AA	P
162.00	162.00	AA	P
162.00	162.00	AA	P
216.00	216.00	AA	P
80.00	80.00	AA	P
240.00	240.00	AA	P
180.00	180.00	AA	P
240.00	240.00	AA	P
160.00	160.00	AA	P
77.20	77.20	AA	P
11.50	11.50	AA	P
46.00	46.00	AA	P
120.00	120.00	AA	P
40.00	40.00	AA	P
200.00	200.00	AA	P
100.00	100.00	AA	P
100.00	100.00	AA	P
116.00	116.00	AA	P
100.00	100.00	AA	P
38.60	38.60	AA	P
145.00	145.00	AA	P
232.00	232.00	AA	P
116.00	116.00	AA	P
406.00	406.00	AA	P
232.00	232.00	AA	P
232.00	232.00	AA	P
145.00	145.00	AA	P
232.00	232.00	AA	P
145.00	145.00	AA	P
232.00	232.00	AA	P
520.00	520.00	AA	P
560.00	560.00	AA	P
300.00	300.00	AA	P
360.00	360.00	AA	P
480.00	480.00	AA	P
77.20	77.20	AA	P
135.10	135.10	AA	P
86.85	86.85	AA	P
125.45	125.45	AA	P
38.60	38.60	AA	P
19.30	19.30	AA	P
19.30	19.30	AA	P
80.00	80.00	AA	P

240.00	240.00	AA	P
154.40	154.40	AA	P
154.40	154.40	AA	P
154.40	154.40	AA	P
328.10	328.10	AA	P
240.00	240.00	AA	P
560.00	560.00	AA	P
120.00	120.00	AA	P
174.00	174.00	AA	P
87.00	87.00	AA	P
116.00	116.00	AA	P
80.00	80.00	AA	P
150.00	150.00	AA	P
50.00	50.00	AA	P
38.60	38.60	AA	P
240.00	240.00	AA	P
58.00	58.00	AA	P
58.00	58.00	AA	P
320.00	320.00	AA	P
80.00	80.00	AA	P
160.00	160.00	AA	P
38.60	38.60	AA	P
58.00	58.00	AA	P
58.00	58.00	AA	P
174.00	174.00	AA	P
87.00	87.00	AA	P
116.00	116.00	AA	P
87.00	87.00	AA	P
80.00	80.00	AA	P
200.00	200.00	AA	P
240.00	240.00	AA	P
120.00	120.00	AA	P
154.40	154.40	AA	P
38.60	38.60	AA	P
9.65	9.65	AA	P
19.30	19.30	AA	P
231.60	231.60	AA	P
289.50	289.50	AA	P
231.60	231.60	AA	P
193.00	193.00	AA	P
77.20	77.20	AA	P
115.80	115.80	AA	P
115.80	115.80	AA	P
193.00	193.00	AA	P
154.40	154.40	AA	P
115.80	115.80	AA	P
115.80	115.80	AA	P



154.40	154.40	AA	P
115.80	115.80	AA	P
193.00	193.00	AA	P
600.00	600.00	AA	P
400.00	400.00	AA	P
850.00	850.00	AA	P
550.00	550.00	AA	P
600.00	600.00	AA	P
400.00	400.00	AA	P
111.00	111.00	AA	P
115.80	115.80	AA	P
115.80	115.80	AA	P
38.60	38.60	AA	P
80.00	80.00	AA	P
57.90	57.90	AA	P
231.60	231.60	AA	P
231.60	231.60	AA	P
38.60	38.60	AA	P
38.60	38.60	AA	P
38.60	38.60	AA	P
308.80	308.80	AA	P
77.20	77.20	AA	P
77.20	77.20	AA	P
77.20	77.20	AA	P
193.00	193.00	AA	P
37.93	37.93	AA	P
196.00	196.00	AA	P
220.50	220.50	AA	P
49.00	49.00	AA	P
441.00	441.00	AA	P
441.00	441.00	AA	P
19.50	19.50	AA	P
58.50	58.50	AA	P
19.50	19.50	AA	P
111.00	111.00	AA	P
18.97	18.97	AA	P
37.93	37.93	AA	P
75.86	75.86	AA	P
75.86	75.86	AA	P
37.93	37.93	AA	P
151.72	151.72	AA	P
151.72	151.72	AA	P
151.72	151.72	AA	P
113.79	113.79	AA	P
151.72	151.72	AA	P
303.44	303.44	AA	P
18.97	18.97	AA	P

56.90	56.90 AA P
37.93	37.93 AA P
75.86	75.86 AA P
151.72	151.72 AA P
22.50	22.50 AA P
392.00	392.00 AA P
392.00	392.00 AA P
78.00	78.00 AA P
28.00	28.00 AA P
84.00	84.00 AA P
392.00	392.00 AA P
392.00	392.00 AA P
392.00	392.00 AA P
392.00	392.00 AA P
392.00	392.00 AA P
9.48	9.48 AA P
37.93	37.93 AA P
37.93	37.93 AA P
37.93	37.93 AA P
37.93	37.93 AA P
37.93	37.93 AA P
113.79	113.79 AA P
56.90	56.90 AA P
56.90	56.90 AA P
284.48	284.48 AA P
189.65	189.65 AA P
284.48	284.48 AA P
30.00	30.00 AA P
48.75	48.75 AA P
303.44	303.44 AA P
37.93	37.93 AA P
189.65	189.65 AA P
341.37	341.37 AA P
284.48	284.48 AA P
322.41	322.41 AA P
303.44	303.44 AA P
189.65	189.65 AA P
284.48	284.48 AA P
147.00	147.00 AA P
93.00	93.00 AA P
117.00	117.00 AA P
39.00	39.00 AA P
175.50	175.50 AA P
136.50	136.50 AA P
234.00	234.00 AA P
56.00	56.00 AA P
112.00	112.00 AA P

112.00	112.00 AA P
28.00	28.00 AA P
196.00	196.00 AA P
168.00	168.00 AA P
9.48	9.48 AA P
18.97	18.97 AA P
9.48	9.48 AA P
37.93	37.93 AA P
113.79	113.79 AA P
441.00	441.00 AA P
80.50	80.50 AA P
80.50	80.50 AA P
30.00	30.00 AA P
28.00	28.00 AA P
224.00	224.00 AA P
39.00	39.00 AA P
113.79	113.79 AA P
294.00	294.00 AA P
588.00	588.00 AA P
294.00	294.00 AA P
490.00	490.00 AA P
28.00	28.00 AA P
56.00	56.00 AA P
252.00	252.00 AA P
588.00	588.00 AA P
75.86	75.86 AA P
637.00	637.00 AA P
37.93	37.93 AA P
588.00	588.00 AA P
563.50	563.50 AA P
490.00	490.00 AA P
588.00	588.00 AA P
539.00	539.00 AA P
588.00	588.00 AA P
490.00	490.00 AA P
234.00	234.00 AA P
78.00	78.00 AA P
156.00	156.00 AA P
117.00	117.00 AA P
117.00	117.00 AA P
11.25	11.25 AA P
18.75	18.75 AA P
98.00	98.00 AA P
175.50	175.50 AA P
390.00	390.00 AA P
312.00	312.00 AA P
351.00	351.00 AA P

37.93	37.93 AA P
147.00	147.00 AA P
196.00	196.00 AA P
392.00	392.00 AA P
686.00	686.00 AA P
661.50	661.50 AA P
18.97	18.97 AA P
392.00	392.00 AA P
156.00	156.00 AA P
637.00	637.00 AA P
735.00	735.00 AA P
392.00	392.00 AA P
331.50	331.50 AA P
39.00	39.00 AA P
735.00	735.00 AA P
392.00	392.00 AA P
196.00	196.00 AA P
195.00	195.00 AA P
273.00	273.00 AA P
98.00	98.00 AA P
117.00	117.00 AA P
98.00	98.00 AA P
98.00	98.00 AA P
75.86	75.86 AA P
98.00	98.00 AA P
468.00	468.00 AA P
390.00	390.00 AA P
196.00	196.00 AA P
312.00	312.00 AA P
147.00	147.00 AA P
294.00	294.00 AA P
273.00	273.00 AA P
224.00	224.00 AA P
735.00	735.00 AA P
637.00	637.00 AA P
343.00	343.00 AA P
72.00	72.00 AA P
75.86	75.86 AA P
196.00	196.00 AA P
37.93	37.93 AA P
686.00	686.00 AA P
312.00	312.00 AA P
98.00	98.00 AA P
98.00	98.00 AA P
312.00	312.00 AA P
18.97	18.97 AA P
224.00	224.00 AA P

37.93		37.93 AA P
37.50		37.50 AA P
252.00		252.00 AA P
252.00		252.00 AA P
252.00		252.00 AA P
252.00		252.00 AA P
39.00		39.00 AA P
196.00		196.00 AA P
140.00		140.00 AA P
252.00		252.00 AA P
78.00		78.00 AA P
252.00		252.00 AA P
168.00		168.00 AA P
78.00		78.00 AA P
252.00		252.00 AA P
292.50		292.50 AA P
252.00		252.00 AA P
196.00		196.00 AA P
117.00		117.00 AA P
252.00		252.00 AA P
30.00		30.00 AA P
5.75		5.75 AA P
5.75		5.75 AA P
234.00		234.00 AA P
312.00		312.00 AA P
224.00		224.00 AA P
224.00		224.00 AA P
19.50		19.50 AA P
224.00		224.00 AA P
224.00		224.00 AA P
37.93		37.93 AA P
136.50		136.50 AA P
253.50		253.50 AA P
312.00		312.00 AA P
84.00		84.00 AA P
224.00		224.00 AA P
224.00		224.00 AA P
37.93		37.93 AA P
9.48		9.48 AA P
5.75		5.75 AA P
75.86		75.86 AA P
	(75.86)	(75.86) AA P
	(37.93)	(37.93) AA P
9.48		9.48 AA P
37.93		37.93 AA P
37.93		37.93 AA P
	(9.48)	(9.48) AA P

75.86		75.86 AA P
75.86		75.86 AA P
98.00		98.00 AA P
49.00		49.00 AA P
	(75.86)	(75.86) AA P
	(75.86)	(75.86) AA P
	(37.93)	(37.93) AA P
98.00		98.00 AA P
	(18.97)	(18.97) AA P
	(18.97)	(18.97) AA P
2.64		2.64 AA P
	(2.86)	(2.86) AA P
	(271.36)	(271.36) AA P
18.97		18.97 AA P
13.86		13.86 AA P
2.86		2.86 AA P
	(2.64)	(2.64) AA P
271.36		271.36 AA P
37.93		37.93 AA P
8.36		8.36 AA P
18.97		18.97 AA P
5.50		5.50 AA P
	(37.93)	(37.93) AA P
45.00		45.00 AA P
	(8.36)	(8.36) AA P
	(13.86)	(13.86) AA P
	(5.50)	(5.50) AA P
	(45.00)	(45.00) AA P
	(98.00)	(98.00) AA P
	(98.00)	(98.00) AA P
	(217.50)	(217.50) AA P
	(116.00)	(116.00) AA P
232.00		232.00 AA P
98.00		98.00 AA P
232.00		232.00 AA P
98.00		98.00 AA P
98.00		98.00 AA P
98.00		98.00 AA P
232.00		232.00 AA P
	(98.00)	(98.00) AA P
	(49.00)	(49.00) AA P
	(98.00)	(98.00) AA P
	(101.50)	(101.50) AA P
	(232.00)	(232.00) AA P
101.50		101.50 AA P
98.00		98.00 AA P
	(232.00)	(232.00) AA P

	(232.00)	(232.00) AA P
	(232.00)	(232.00) AA P
	(203.00)	(203.00) AA P
98.00		98.00 AA P
	(232.00)	(232.00) AA P
116.00		116.00 AA P
232.00		232.00 AA P
36.00		36.00 AA P
232.00		232.00 AA P
232.00		232.00 AA P
	(98.00)	(98.00) AA P
	(232.00)	(232.00) AA P
	(98.00)	(98.00) AA P
232.00		232.00 AA P
	(232.00)	(232.00) AA P
217.50		217.50 AA P
	(36.00)	(36.00) AA P
203.00		203.00 AA P
49.00		49.00 AA P
16.50		16.50 AA P
	(16.50)	(16.50) AA P
	(8.36)	(8.36) AA P
13.86		13.86 AA P
	(11.00)	(11.00) AA P
8.14		8.14 AA P
	(8.14)	(8.14) AA P
11.00		11.00 AA P
8.36		8.36 AA P
	(13.86)	(13.86) AA P
72.00		72.00 AA P
216.00		216.00 AA P
288.00		288.00 AA P
116.00		116.00 AA P
232.00		232.00 AA P
392.00		392.00 AA P
232.00		232.00 AA P
13.64		13.64 AA P
19.36		19.36 AA P
	(232.00)	(232.00) AA P
	(116.00)	(116.00) AA P
	(232.00)	(232.00) AA P
13.86		13.86 AA P
19.14		19.14 AA P
22.00		22.00 AA P
13.64		13.64 AA P
11.00		11.00 AA P
122.50		122.50 AA P

122.50	122.50	AA	P
18.48	18.48	AA	P
122.50	122.50	AA	P
25.74	25.74	AA	P
56.00	56.00	AA	P
224.00	224.00	AA	P
136.50	136.50	AA	P
9.48	9.48	AA	P
122.50	122.50	AA	P
122.50	122.50	AA	P
122.50	122.50	AA	P
37.93	37.93	AA	P
37.93	37.93	AA	P
9.48	9.48	AA	P
15.00	15.00	AA	P
37.93	37.93	AA	P
113.79	113.79	AA	P
75.86	75.86	AA	P
11.00	11.00	AA	P
11.00	11.00	AA	P
11.00	11.00	AA	P
75.86	75.86	AA	P
9.48	9.48	AA	P
37.93	37.93	AA	P
37.93	37.93	AA	P
75.86	75.86	AA	P
75.86	75.86	AA	P
75.86	75.86	AA	P
18.97	18.97	AA	P
2.64	2.64	AA	P
37.93	37.93	AA	P
271.36	271.36	AA	P
18.97	18.97	AA	P
13.86	13.86	AA	P
2.86	2.86	AA	P
5.50	5.50	AA	P
8.36	8.36	AA	P
45.00	45.00	AA	P
98.00	98.00	AA	P
98.00	98.00	AA	P
232.00	232.00	AA	P
217.50	217.50	AA	P
98.00	98.00	AA	P
232.00	232.00	AA	P
232.00	232.00	AA	P
98.00	98.00	AA	P
232.00	232.00	AA	P



232.00	232.00	AA	P
203.00	203.00	AA	P
232.00	232.00	AA	P
101.50	101.50	AA	P
98.00	98.00	AA	P
36.00	36.00	AA	P
116.00	116.00	AA	P
232.00	232.00	AA	P
49.00	49.00	AA	P
98.00	98.00	AA	P
16.50	16.50	AA	P
11.00	11.00	AA	P
8.14	8.14	AA	P
8.36	8.36	AA	P
13.86	13.86	AA	P
232.00	232.00	AA	P
116.00	116.00	AA	P
232.00	232.00	AA	P
24.50	24.50	AA	P
73.50	73.50	AA	P
37.93	37.93	AA	P
49.00	49.00	AA	P
98.00	98.00	AA	P
49.00	49.00	AA	P
49.00	49.00	AA	P
30.00	30.00	AA	P
288.00	288.00	AA	P
144.00	144.00	AA	P
36.00	36.00	AA	P
98.00	98.00	AA	P
98.00	98.00	AA	P
232.00	232.00	AA	P
232.00	232.00	AA	P
87.00	87.00	AA	P
87.00	87.00	AA	P
116.00	116.00	AA	P
232.00	232.00	AA	P
232.00	232.00	AA	P

Total 368,554.95

\*\*Explanation: Provide the total amount of rate case expense requested in the application. State whether the total includes the amount up to proposed agency action or through a hearing before the Commission. Provide a list of each firm providing service

(1)	(2)	(3)	(4)	(5)	(3)	(4)	(5)	(5)	(6)	
Line #	Firm or Vendor Name	Counsel, Consultant or Witness	Hourly Rate Per Person	Original Estimated Hours	Original Total Estimate of Charges by Firm	Actual Hours Paid as of 5/31/10	Actual Charges Paid as of 5/31/10	Additional Hours Est. to Complete as of 5/31/10	Additional Charges Est. To Complete as of 5/31/10	Type of Service Rendered
1	Milian, Swain & Associates	Deborah Swain	200.00	100.00	20,000.00	61.25	12,250.00	38.75	7,750.00	Assist w/MFRs, data requests, audit facilitation
2	Milian, Swain & Associates	Cynthia Yapp	150.00	-	-	-	-	-	-	Assist w/MFRs, data requests, audit facilitation
3	Milian, Swain & Associates	Maria Bravo	150.00	1,400.00	210,250.00	1,221.50	183,225.00	178.50	26,775.00	Assist w/MFRs, data requests, audit facilitation
3	Rose, Sundstrom & Bentley, LLP	Christian Marcelli	300.00	135.00	40,500.00	-	-	135.00	40,500.00	Legal Fees
3	Rose, Sundstrom & Bentley, LLP	Christian Marcelli	290.00	-	-	19.20	5,568.00	-	-	Legal Fees
4	Rose, Sundstrom & Bentley, LLP	Christian Marcelli	305.00	-	-	59.70	18,208.50	-	-	Legal Fees
2	Rose, Sundstrom & Bentley, LLP	John Jenkins	320.00	-	-	1.30	416.00	-	-	Legal Fees
3	Rose, Sundstrom & Bentley, LLP	Martin Friedman	330.00	135.00	44,550.00	5.40	1,782.00	129.60	42,768.00	Legal Fees
4	Rose, Sundstrom & Bentley, LLP	Martin Friedman	320.00	-	-	10.20	3,264.00	-	-	Legal Fees
4	M&R Consultants	Frank Seidman	145.00	135.00	19,790.00	127.50	18,487.50	7.50	1,087.50	U&U Analysis, Assist w/ MFRs, data requests, audit facilitation
5	M&R Consultants	Frank Seidman	150.00	-	215.00	28.00	4,200.00	-	-	U&U Analysis, Assist w/ MFRs, data requests, audit facilitation
6	Public Service Commission	n/a	n/a	n/a	4,000.00	n/a	n/a	n/a	4,000.00	Filing Fee
	Water Service Corp.	Barrett, Jason Owen	37.00	-	-	6.00	222.00	-	-	Assist w/MFRs, data requests, audit facilitation
	Water Service Corp.	Barrett, Jason Owen	38.00	-	-	4.00	152.00	-	-	Assist w/MFRs, data requests, audit facilitation
5	Water Service Corp.	Ciecierski, Daniel	28.00	350.00	9,800.00	218.66	6,122.48	131.34	3,677.52	Assist w/MFRs, data requests, audit facilitation
6	Water Service Corp.	Ciecierski, Daniel	29.00	-	-	365.00	10,585.00	-	-	Assist w/MFRs, data requests, audit facilitation
7	Water Service Corp.	Ciecierski, Daniel	30.00	-	-	115.00	3,450.00	-	-	Assist w/MFRs, data requests, audit facilitation
7	Water Service Corp.	Casados, Jim	62.00	40.00	2,480.00	0.50	31.00	32.00	1,984.00	Billing Analyst, Implementation of Rates
7	Water Service Corp.	Casados, Jim	63.00	-	-	4.00	252.00	-	-	Billing Analyst, Implementation of Rates
8	Water Service Corp.	Casados, Jim	65.00	-	-	1.50	97.50	-	-	Billing Analyst, Implementation of Rates
8	Water Service Corp.	DiPasquale, Susan	37.93	50.00	1,896.50	38.00	1,441.34	10.00	379.30	Assist w/MFRs, data requests, audit facilitation
8	Water Service Corp.	DiPasquale, Susan	37.94	-	-	1.50	56.91	-	-	Assist w/MFRs, data requests, audit facilitation
9	Water Service Corp.	DiPasquale, Susan	38.60	-	-	67.50	2,605.50	-	-	Assist w/MFRs, data requests, audit facilitation
10	Water Service Corp.	Durham, Rick	-	20.00	-	-	-	20.00	-	Assist w/MFRs, data requests, audit facilitation
9	Water Service Corp.	Flynn, Patrick	37.93	350.00	13,275.50	46.00	1,744.78	250.00	9,482.50	Assist w/MFRs, data requests, audit facilitation
10	Water Service Corp.	Flynn, Patrick	38.60	-	-	41.25	1,592.25	-	-	Assist w/MFRs, data requests, audit facilitation
11	Water Service Corp.	Flynn, Patrick	39.36	-	-	19.50	767.52	-	-	Assist w/MFRs, data requests, audit facilitation
10	Water Service Corp.	Gongre, Bryan	37.93	50.00	1,896.50	1.50	56.90	28.00	1,062.04	Assist w/MFRs, data requests, audit facilitation
11	Water Service Corp.	Gongre, Bryan	38.60	-	-	6.00	231.60	-	-	Assist w/MFRs, data requests, audit facilitation
12	Water Service Corp.	Gongre, Bryan	39.36	-	-	14.50	570.72	-	-	Assist w/MFRs, data requests, audit facilitation
13	Water Service Corp.	Granite, Deborah	35.00	40.00	1,400.00	18.00	630.00	22.00	770.00	Billing Analyst, Implementation of Rates
13	Water Service Corp.	Hanks, Peggy	33.92	-	-	8.00	271.36	25.00	848.00	Assist w/MFRs, data requests, audit facilitation
13	Water Service Corp.	Hanks, Peggy	37.93	10.00	379.30	90.00	3,413.70	-	-	Assist w/MFRs, data requests, audit facilitation
14	Water Service Corp.	Hanks, Peggy	38.60	-	-	55.50	2,142.30	-	-	Assist w/MFRs, data requests, audit facilitation
15	Water Service Corp.	Hoy, John	111.00	80.00	8,880.00	2.00	222.00	78.00	8,658.00	Assist w/MFRs, data requests, audit facilitation
16	Water Service Corp.	Krugler, Adrienne	-	10.00	-	-	-	10.00	-	Billing Analyst, Implementation of Rates
17	Water Service Corp.	Marzouk, Michelle	15.00	40.00	600.00	21.25	318.75	18.75	281.25	Assist w/MFRs, data requests, audit facilitation
16	Water Service Corp.	McLean, Pamela	36.00	-	-	2.00	72.00	-	-	Assist w/MFRs, data requests, audit facilitation
17	Water Service Corp.	Nedved, Spencer	27.00	500.00	13,500.00	188.00	5,076.00	250.00	6,750.00	Assist w/MFRs, data requests, audit facilitation
18	Water Service Corp.	Nedved, Spencer	28.00	-	-	88.00	2,464.00	-	-	Assist w/MFRs, data requests, audit facilitation
18	Water Service Corp.	Povich, Erin	36.00	500.00	18,000.00	30.00	1,080.00	120.00	4,320.00	Assist w/MFRs, data requests, audit facilitation
17	Water Service Corp.	Povich, Erin	39.00	-	-	206.66	8,059.74	-	-	Assist w/MFRs, data requests, audit facilitation
18	Water Service Corp.	Povich, Erin	40.00	-	-	207.00	8,280.00	-	-	Assist w/MFRs, data requests, audit facilitation
19	Water Service Corp.	Povich, Erin	41.00	-	-	95.00	3,895.00	-	-	Assist w/MFRs, data requests, audit facilitation
19	Water Service Corp.	Sasic, Karen Lee	37.92	-	-	0.25	9.48	-	-	Customer Notices, Mailings, etc.
18	Water Service Corp.	Shrake, Brian W	31.00	-	-	3.00	93.00	-	-	Assist w/MFRs, data requests, audit facilitation
20	Water Service Corp.	Schiopu, Mircea	-	40.00	-	-	-	40.00	-	Customer Notices, Mailings, etc.
19	Water Service Corp.	Valrie, Lawanda	22.00	200.00	4,400.00	10.76	236.72	110.00	2,420.00	Assist w/MFRs, data requests, audit facilitation
20	Water Service Corp.	Valrie, Lawanda	23.00	-	-	30.75	707.25	-	-	Assist w/MFRs, data requests, audit facilitation
21	Water Service Corp.	Valrie, Lawanda	24.00	-	-	5.00	120.00	-	-	Assist w/MFRs, data requests, audit facilitation
21	Water Service Corp.	Weeks, Kirsten	49.00	400.00	19,600.00	486.50	23,838.50	120.00	5,880.00	Assist w/MFRs, data requests, audit facilitation
22	Water Service Corp.	Weeks, Kirsten	50.00	-	-	96.00	4,800.00	-	-	Assist w/MFRs, data requests, audit facilitation
23	Water Service Corp.	Williams, John III	-	50.00	-	-	-	50.00	-	Assist w/MFRs, data requests, audit facilitation
	Water Service Corp.	Wilson, Michael A	39.36	-	-	14.00	551.04	-	-	Assist w/MFRs, data requests, audit facilitation
24	Water Service Corp.	n/a	n/a	n/a	16,864.32	-	-	-	10,000.00	Customer notices, postage
25	Water Service Corp.	n/a	n/a	n/a	2,016.05	-	-	-	-	Customer notices, stock
26	Water Service Corp.	n/a	n/a	n/a	1,200.00	-	-	-	-	Travel, Airfare
27	Water Service Corp.	n/a	n/a	n/a	1,600.00	-	278.03	1,000	1,000.00	Travel, Hotel/Accommodation
28	Water Service Corp.	n/a	n/a	n/a	400.00	-	-	300	300.00	Travel, Rental Car
29	Water Service Corp.	n/a	n/a	n/a	-	-	3,770.78	-	-	Printing Services, copies
30	Water Service Corp.	n/a	n/a	n/a	-	-	1,581.26	1,000	1,000.00	Temp Services
30	Water Service Corp.	n/a	n/a	n/a	-	-	315.57	500	500.00	Meals
30	Water Service Corp.	n/a	n/a	n/a	-	-	17,964.42	10,000	10,000.00	Advanced Costs for Milian & Swain Assoc.
31	Water Service Corp.	n/a	n/a	n/a	12,000.00	-	983.51	5,000	5,000.00	Fed Ex & other misc.
32										
33	Estimate Through				\$ 469,493		\$ 368,554.91		\$ 197,193	
34										
35	[x] PAA									
36	[ ] Commission Hearing									
37										
38	Amortization Period 4 Years									
39	Explanation if different from Section 367.0816, Florida									
40										
41	Amortization of Rate Case Expense:									
42										
43		(A)	(B)	(C)	(A)	(B)	(C)	(C)		
44		Water	Wastewater	Total	Water	Wastewater	Total	Total		
45	Prior unamortized rate case expenses	0	0	\$ -	0	0	\$ -	\$ -		
46	Current rate case expense	338,704	130,789	469,493	#DIV/0!	#DIV/0!	-	197,193		
47	Total projected rate case expense	338,704	130,789	469,493	#DIV/0!	#DIV/0!	-	197,193		
48	Annual Amortization	\$ 84,676	\$ 32,697	\$ 117,373	#DIV/0!	#DIV/0!	#DIV/0!	#DIV/0!		
49										
50	Method of allocation between systems:									
51										
52	Customers (based on ERC Counts 12/31/08)	6912.7	2669.3	9582.0	0.0	0.0	0.0	0.0		
53										
54	Percentage of average customers	72%	28%	100%	#DIV/0!	#DIV/0!	#DIV/0!	#DIV/0!		

PV	NAME	HOURS	BILLING RATE	AMOUNT BILLED	TRAVEL - AIRFARE
149136		0	0	0	0
150888		0	0	0	0
159853	WILLIAM SUNDSTRON	0	325	0	0
159853	MARTIN FRIEDMAN	8	320	2560	0
159853	JOHN JENKINS	0	320	0	0
159853	KYLE KEMPER	0	290	0	0
159853	CHRISTIAN MARCELLI	0	290	0	0
159857	DEBORAH SWAIN	0	0	0	0
159857	MARIA BRAVO	4	150	600	0
172549	MARIA BRAVO	15.5	150	2325	0
175691	FRANK SEIDMAN	45	145	6525	0
176047	CHRISTIAN MARCELLI	1.1	290	319	0
181644	MARIA BRAVO	75.75	150	11362.5	0
185537		0	0	0	0
185838		0	0	0	0
188095		0	0	0	0
190219	JOHN HOY	0	0	0	0
193262		0	0	0	0
193335	MARTIN FRIEDMAN	1.9	320	608	0
193335	JOHN JENKINS	1.3	320	416	0
193335	KYLE KEMPER	-2.8E-17	290	-8.04912E-15	0
193335	CHRISTIAN MARCELLI	1.3	290	377	0
193373	FRANK SEIDMAN	32	145	4640	0
194094	MARIA BRAVO	127.75	150	19162.5	0
194101	DEBORAH SWAIN	1.75	200	350	0
194101	MARIA BRAVO	104	150	15600	0
194261	CHRISTIAN MARCELLI	0.7	290	203	0
194883		0	0	0	0
201978		0	0	0	0
209915	FRANK SEIDMAN	34	145	4930	0
211637	CHRISTIAN MARCELLI	2.9	290	841	0
212956	DEBORAH SWAIN	1	200	200	0
212956	MARIA BRAVO	123	150	18450	0
216031	CHRISTIAN MARCELLI	10.6	290	3074	0
218272		0	0	0	0
220098		0	0	0	0
221009	FRANK SEIDMAN	9	145	1305	0
221035	DEBORAH SWAIN	4.5	200	900	0
221035	MARIA BRAVO	153.5	150	23025	0
224297	FRANK SEIDMAN	5	145	725	0
227429	DEBORAH SWAIN	5	200	1000	0
227429	MARIA BRAVO	190.25	150	28537.5	0
229396	DEBORAH SWAIN	13.5	200	2700	0
229396	MARIA BRAVO	174	150	26100	0
229880		0	0	0	0
233259		0	0	0	0

233368	0	0	0	0
234172 FRANK SEIDMAN	2.5	145	362.5	0
236232 MARTIN FRIEDMAN	0.3	320	96	0
236232 CHRISTIAN MARCELLI	2.6	290	754	0
238431 DEBORAH SWAIN	29.75	200	5950	0
238431 MARIA BRAVO	213	150	31950	0
244099 MARTIN FRIEDMAN	330	0.8	264	0
244099 CHRISTIAN MARCELLI	305	39.1	11925.5	0
244138 FRANK SEIDMAN	28	150	4200	0
249324 MARTIN FRIEDMAN	330	0.8	264	0
249324 CHRISTIAN MARCELLI	305	2.1	640.5	0
249348	0	0	0	0
250442 DEBORAH SWAIN	5.75	200	1150	0
250442 MARIA BRAVO	14.75	150	2212.5	0
253436 MARIA BRAVO	26	150	3900	0
254337	0	0	0	0
255029	0	0	0	0
257392	0	0	0	0
257760 MARTIN FRIEDMAN	3.8	330	1254	0
257760 CHRISTIAN MARCELLI	18.5	305	5642.5	0
258891	0	0	0	0
258892	0	0	0	0
258894	0	0	0	0
	Total		247,401.00	-





TEMP SERVICES	MEALS	FED EX & OTHER MISC.	ADVANCED COSTS	Total Costs
132.98	0	0	-	132.98
0	0	0	-	278.03
0	0	0	-	-
0	0	0	-	2,560.00
0	0	0	-	-
0	0	0	-	-
0	0	0	-	-
0	0	0	-	600.00
0	0	0	-	2,325.00
0	0	0	-	6,525.00
0	0	0	-	319.00
0	0	0	-	11,362.50
283.68	0	0	-	283.68
0	0	12.2	-	12.20
0	0	21.29	-	21.29
0	138.99	0	-	138.99
0	0	51.94	-	51.94
0	0	0	148.13	756.13
0	0	0	-	416.00
0	0	0	-	(0.00)
0	0	0	-	377.00
0	0	0	-	4,640.00
0	0	0	-	19,162.50
0	0	0	-	350.00
0	0	0	-	15,600.00
0	0	0	-	203.00
369.6	0	0	-	369.60
0	0	9.18	-	9.18
0	0	0	-	4,930.00
0	0	0	-	841.00
0	0	0	-	200.00
0	0	0	-	18,450.00
0	0	0	-	3,074.00
0	148.13	0	-	148.13
0	0	657.65	-	657.65
0	0	0	-	1,305.00
0	0	0	-	900.00
0	0	0	-	23,025.00
0	0	0	-	725.00
0	0	0	-	1,000.00
0	0	0	-	28,537.50
0	0	0	-	2,700.00
0	0	0	-	26,100.00
0	0	15.59	-	15.59
0	28.45	0	-	28.45

0	0	200	-	200.00
0	0	0	-	362.50
0	0	0	5.75	101.75
0	0	0	-	754.00
0	0	0	-	5,950.00
0	0	0	-	31,950.00
0	0	0	10,137.85	10,401.85
0	0	0	-	11,925.50
0	0	0	-	4,200.00
0	0	0	7,566.04	7,830.04
0	0	0	-	640.50
135	0	0	-	135.00
0	0	0	-	1,150.00
0	0	0	-	2,212.50
0	0	0	-	3,900.00
0	0	15.66	-	15.66
660	0	0	-	660.00
0	0	0	-	3,063.65
0	0	0	106.65	1,360.65
0	0	0	-	5,642.50
0	0	0	-	305.53
0	0	0	-	338.35
0	0	0	-	63.25
1,581.26	315.57	983.51	17,964.42	272294.57



Windows Explorer window showing the contents of a DVD RW Drive (D: 100727\_1554) under the folder Supporting Docs - Response to Staff's First Data Request.

Address bar: << DVD RW Drive (D: 100727\_1554) >> Supporting Docs - Response to Staff's First Data Request >>

Search: Search Sup...

Organize > Burn to disc

Left sidebar (Navigation pane):

- Favorites: Desktop, Division Docume, Division Presenta, Division Spreadst, Downloads, Recent Places, Word Favorites
- Libraries: Documents, Microfilm Project, Music, Pictures, Videos
- Computer: Local Disk (C:), DVD RW Drive (D:), Supporting Doc
- Network: ssenko (\\fp2\hoi), WP (\\FP1\DATA), filings (\\fp3) (L:), HG (\\FP1\DATA), DB (\\FP1\DATA), 123 (\\FP1\DATA), DATA (\\FP1) (S:), transfer (\\fp1\da), FP26DOS (\\fp1\I), Bat (\\fp1\data\P), Public (\\fp1\Dat)

Main pane: Files Currently on the Disc (12)

Name	Date modified	Type	Size
Item 01	7/27/2010 3:28 PM	File folder	
Item 02	7/27/2010 3:28 PM	File folder	
Item 03	7/27/2010 3:28 PM	File folder	
Item 04	7/27/2010 3:29 PM	File folder	
Item 05	7/27/2010 3:30 PM	File folder	
Item 06	7/27/2010 3:34 PM	File folder	
Item 07	7/27/2010 3:35 PM	File folder	
Item 08	7/27/2010 3:41 PM	File folder	
Item 09	7/27/2010 3:42 PM	File folder	
Item 10	7/27/2010 3:42 PM	File folder	
Item 11	7/27/2010 3:43 PM	File folder	
Item 16	7/27/2010 3:43 PM	File folder	

Bottom status bar: Item 08 Date modified: 7/27/2010 3:41 PM File folder

Windows Explorer window showing the contents of a DVD RW Drive (D: 100727\_1554) under the folder Supporting Docs - Response to Staff's First Data Request > Item 08.

Address bar: << Supporting Docs - Response to Staff's First Data Request >> Item 08 >>

Search: Search It...

Organize > Burn to disc

Left sidebar (Navigation pane):

- Favorites: Desktop, Division Docu, Division Prese, Division Sprea, Downloads, Recent Places, Word Favorite
- Libraries: Documents, Microfilm Pro, Music, Pictures, Videos
- Computer: Local Disk (C:), DVD RW Drive, Supporting I, Item 01, Item 02, Item 03, Item 04, Item 05, Item 06, Item 07, Item 08, Item 09, Item 10, Item 11, Item 16, ssenko (\\fp2\), WP (\\FP1\DA), filings (\\fp3), HG (\\FP1\DA), DB (\\FP1\DA), 123 (\\FP1\DA), DATA (\\FP1), transfer (\\fp1

Main pane: Files Currently on the Disc (34)

Name	Date modified	Type	Size
Area Manager 102009.doc	6/11/2010 4:17 PM	Microsoft Word 9...	74 KB
Area Manager 102009.pdf	7/27/2010 3:36 PM	PDF File	96 KB
Compliance & Safety Coordinator 07200...	6/11/2010 4:17 PM	Microsoft Word 9...	73 KB
Compliance & Safety Coordinator 07200...	7/27/2010 3:36 PM	PDF File	97 KB
Cross Connection Specialist 052010.doc	6/11/2010 4:17 PM	Microsoft Word 9...	75 KB
Cross Connection Specialist 052010.pdf	7/27/2010 3:37 PM	PDF File	95 KB
Cross Connection Tech 052010.doc	6/11/2010 4:17 PM	Microsoft Word 9...	74 KB
Cross Connection Tech 052010.pdf	7/27/2010 3:37 PM	PDF File	94 KB
Field Technician I 102009.doc	6/11/2010 4:17 PM	Microsoft Word 9...	75 KB
Field Technician I 102009.pdf	7/27/2010 3:37 PM	PDF File	97 KB
Field Technician II 102009.doc	6/11/2010 4:17 PM	Microsoft Word 9...	77 KB
Field Technician II 102009.pdf	7/27/2010 3:38 PM	PDF File	97 KB
Field Technician III 102009.doc	6/11/2010 4:17 PM	Microsoft Word 9...	78 KB
Field Technician III 102009.pdf	7/27/2010 3:38 PM	PDF File	101 KB
Lead Water-Wastewater Operator 102009....	6/11/2010 4:17 PM	Microsoft Word 9...	79 KB
Lead Water-Wastewater Operator 102009....	7/27/2010 3:39 PM	PDF File	105 KB
Payroll Supervisor 052010.doc	6/11/2010 4:17 PM	Microsoft Word 9...	54 KB
Payroll Supervisor 052010.pdf	7/27/2010 3:39 PM	PDF File	98 KB
Process & Performance Manager 052010....	6/11/2010 4:17 PM	Microsoft Word 9...	72 KB
Process & Performance Manager 052010....	7/27/2010 3:39 PM	PDF File	95 KB
Project Manager 072009.doc	6/11/2010 4:17 PM	Microsoft Word 9...	73 KB
Project Manager 072009.pdf	7/27/2010 3:39 PM	PDF File	95 KB
REDACTED 2005 Corporate Salaries - Ite...	6/11/2010 4:18 PM	PDF File	24 KB
REDACTED Florida Salaries 2005 - Item 8....	6/11/2010 4:18 PM	PDF File	32 KB
Regional Compliance & Safety Advisor 1...	6/11/2010 4:18 PM	Microsoft Word 9...	76 KB
Regional Compliance & Safety Advisor 1...	7/27/2010 3:40 PM	PDF File	104 KB
Regional Finance Manager 052010.doc	6/11/2010 4:18 PM	Microsoft Word 9...	75 KB
Regional Finance Manager 052010.pdf	7/27/2010 3:40 PM	PDF File	96 KB
RVP 052010.doc	6/11/2010 4:18 PM	Microsoft Word 9...	78 KB
RVP 052010.pdf	7/27/2010 3:40 PM	PDF File	96 KB
Water-Wastewater Operator I 062009.doc	6/11/2010 4:18 PM	Microsoft Word 9...	80 KB
Water-Wastewater Operator I 062009.pdf	7/27/2010 3:41 PM	PDF File	101 KB
Water-Wastewater Operator II 062009.doc	6/11/2010 4:18 PM	Microsoft Word 9...	79 KB
Water-Wastewater Operator II 062009.pdf	7/27/2010 3:41 PM	PDF File	100 KB

Bottom status bar: 34 items



<b>JOB TITLE</b>	<b>Area Manager</b>
<b>DEPARTMENT</b>	Operations
<b>STATUS</b>	Exempt
<b>SUPERVISOR'S TITLE</b>	Regional Manager
<b>JOB SUMMARY</b>	Oversees the operation and maintenance of water and wastewater treatment plants. Provides leadership and guidance in water and wastewater plant management. Works with Regional Manager and Regional Director to ensure continuity of processes, goals and vision of UI.
<b>ESSENTIAL FUNCTIONS</b>	<ul style="list-style-type: none"> <li>▪ Develops strategic plans for water and wastewater facility needs; manages the design and construction of facilities and infrastructure.</li> <li>▪ Hires, directs, evaluates, promotes and disciplines subordinate employees, including meter readers, operators, field technicians, etc, engaged in the operation of water/wastewater plants and distribution systems.</li> <li>▪ Manages the operation of multiple water systems and wastewater treatment facilities.</li> <li>▪ Oversees sampling and testing systems, and the functionality of pumps, conveyors, blowers and other equipment.</li> <li>▪ Ensures water and wastewater quality consistently meet Federal, state and local laws.</li> <li>▪ Ensures water and wastewater treatment is carried out in accordance with specified environmental protection regulations.</li> <li>▪ Stays abreast of Federal, state and local regulations and environmental guidelines regarding water/wastewater treatment and distribution.</li> <li>▪ Oversees the training of personnel in the areas of laboratory analysis, operations and maintenance procedures, as well as compliance to Company policies and procedures; trains employees of safety policies and procedures.</li> <li>▪ Drives revenue by effectively challenging and motivating employees.</li> </ul>
<b>ADDITIONAL RESPONSIBILITIES</b>	<ul style="list-style-type: none"> <li>▪ Responds to all emergency situations, including coordination of contractors, public notification and informing UI personnel and governmental agencies as needed.</li> <li>▪ Meets Company goals and objectives in conformance with budgetary guidelines.</li> <li>▪ Performs other related duties as assigned.</li> </ul>
<b>COMPUTER SKILLS</b>	Required: MS Word, Excel Preferred: PowerPoint, Outlook and Explorer
<b>ADDITIONAL SKILLS</b>	<ul style="list-style-type: none"> <li>▪ Ability to effectively supervise skilled and unskilled employees, including ability to mentor, evaluate and guide staff to increase skill level, morale and efficiency.</li> <li>▪ Ability to establish and maintain effective working relationships with the general public, co-workers, regulatory agencies and their personnel.</li> <li>▪ Ability to objectively coach employees through complex, difficult and emotional issues.</li> </ul>



	<ul style="list-style-type: none"> <li>▪ Ability to implement recommendations to effectively resolve problems or issues by using judgment that is consistent with standards, practices, policies, procedures, regulation or government law.</li> <li>▪ Ability to delegate responsibility and authority to maximize use of employees' skills.</li> <li>▪ Ability to keep accurate records and prepare and submit accurate reports.</li> <li>▪ Ability to follow verbal and written instructions.</li> <li>▪ Ability to provide for safe working conditions for fellow workers.</li> <li>▪ Ability to effectively communicate and interact with other employees and the public.</li> <li>▪ Ability to understand and implement a variety of the field's concepts, practices and procedures.</li> <li>▪ Proven ability to motivate others in the pursuit of Company goals.</li> </ul>
<b>EDUCATION</b>	Required: HS Diploma or GED Preferred: Bachelor's degree, this may be required in some circumstances; completion of multiple utility industry related courses, seminars, management and supervisory training is preferred.
<b>CERTIFICATIONS/LICENSES</b>	Required: Must hold the minimum licensing in order to be responsible operator in charge, or ability to attain within 1 year of employment; must maintain a valid driver's license.
<b>EXPERIENCE</b>	Requires a minimum of 6 years progressive experience working in utility management or the utility industry. Requires knowledge and experience in the operations, maintenance and processes of water/wastewater treatment; knowledge of the controls, instrumentation and mechanical equipment in the utility industry; knowledge of standard practices, terminology and safety standards in the utility industry; thorough knowledge of local, state and Federal water/wastewater regulations; knowledge and experience with the materials and chemicals used in these treatment processes.
<b>PHYSICAL DEMANDS</b>	Moderate to heavy physical demands, including lifting (75 lbs.), walking (10+ miles daily), climbing and mechanical repair.
<b>EQUIPMENT USED</b>	Handheld and/or Blackberry, laptop; water facility equipment and machinery including pumps, aerators, chemical feed equipment, booster pumps, etc.; jack hammer and other construction equipment.
<b>TRAVEL REQUIRED</b>	Within service area.
<b>SHIFT</b>	Requires 24 hour responsiveness to various situations.
<b>ADDITIONAL COMMENTS</b>	This document describes typical duties and responsibilities and is not intended to limit management from assigning other work as desired.
<b>CONTACT INFORMATION</b>	

*Management maintains the right to assign or reassign duties and responsibilities at any time.  
This description is a working draft, subject to revision.*



<b>JOB TITLE</b>	<b>Compliance &amp; Safety Coordinator</b>
<b>DEPARTMENT</b>	Operations Support
<b>STATUS</b>	Exempt
<b>SUPERVISOR'S TITLE</b>	Chief Operating Officer
<b>JOB SUMMARY</b>	Develops, implements, evaluates and directs the Company's programs, policies and practices to ensure all areas of operations function in a safe manner and are proactively in compliance with Federal, State and local regulatory requirements.
<b>ESSENTIAL FUNCTIONS</b>	<ul style="list-style-type: none"> <li>▪ Implements and maintains water/wastewater testing procedure and results database. Trains others on database use and develops systems to ensure data integrity.</li> <li>▪ Provides compliance-related support and acts as a liaison between the Regional Compliance &amp; Safety Advisors and the corporate office.</li> <li>▪ Monitors ongoing non-compliance issues until resolution is found (consent orders, maximum contaminant level ascendances, etc.). Includes tracking of violations, fines, public notifications, public education and updates of regional advances/capital projects. Delivers quarterly status reports to both Regional and corporate senior management to demonstrate compliance assurance.</li> <li>▪ Works with Regional Compliance &amp; Safety Advisors to evaluate, modify and develop policies, procedures and operating guidelines to comply with frequent changes to rules and regulations in regulatory and safety compliance.</li> <li>▪ Researches proposed regulations with a potential impact on operations and provides summaries to management.</li> <li>▪ Provides support and perspective to Operations with knowledge of rules and regulations in the water/wastewater industry.</li> <li>▪ Develops reports and spreadsheets to drive operations performance and achieve ultimate company-wide environmental and safety compliance.</li> <li>▪ Develops tools, forms and procedures to aid in carrying out the policies and procedures of the safety program.</li> <li>▪ Works with Regional Compliance &amp; Safety Advisors to implement regional development plans to achieve compliance and meet the future needs of the organization. Provides coaching and direction to achieve the regional development plans.</li> <li>▪ Ensures compliance with all rules of the public service commissions.</li> <li>▪ Ensures compliance and uniformity with annual CCRs; owns the CCR process and ensures required timelines are met.</li> </ul>



<b>ADDITIONAL RESPONSIBILITIES</b>	<ul style="list-style-type: none"> <li>▪ Provides assistance and support to other areas of department as necessary.</li> <li>▪ Performs other related duties as assigned.</li> </ul>
<b>COMPUTER SKILLS</b>	Required: MS Word, Excel, Outlook Preferred: PowerPoint, Internet Explorer, JD Edwards
<b>ADDITIONAL SKILLS</b>	<ul style="list-style-type: none"> <li>▪ Ability to appropriately manage and prioritize multiple tasks with multiple levels of difficulty.</li> <li>▪ Excellent oral and written communication skills.</li> <li>▪ Strong analytical skills with ability to analyze and comprehend complex information.</li> <li>▪ Ability to effectively communicate and present complex information.</li> </ul>
<b>EDUCATION</b>	Required: Bachelors Degree or equivalent. Preferred: Degree in engineering or law.
<b>CERTIFICATIONS/LICENSES</b>	Preferred: Valid driver's license, water/wastewater license or ability to obtain licenses within the first year of employment.
<b>EXPERIENCE</b>	5 - 7 years of experience in water/wastewater utility business, or a combination of experience and education.
<b>PHYSICAL DEMANDS</b>	Light to moderate physical activity, requires normal hearing and vision.
<b>EQUIPMENT USED</b>	PC and/or laptop, copy/fax/scan machine, telephone and other general office equipment.
<b>TRAVEL REQUIRED</b>	Occasional travel may be required.
<b>ADDITIONAL COMMENTS</b>	This document describes typical duties and responsibilities and is not intended to limit management from assigning other work as desired.
<b>CONTACT INFORMATION</b>	

*Management maintains the right to assign or reassign duties and responsibilities at any time.  
This description is a working draft, subject to revision.*



<b>JOB TITLE</b>	<b>Cross Connection Specialist</b>
<b>DEPARTMENT</b>	Operations
<b>STATUS</b>	Non-Exempt
<b>SUPERVISOR'S TITLE</b>	Regional Director
<b>JOB SUMMARY</b>	Responsible for protecting the public water supply from actual or potential contamination sources by ensuring appropriate backflow prevention devices are properly in use by residential, commercial and industrial customers.
<b>ESSENTIAL FUNCTIONS</b>	<ul style="list-style-type: none"> <li>▪ Trains Cross Connection staff, if applicable to specific region.</li> <li>▪ Maintains records/logs/schedules of backflow assembly inspections, tests, and repairs. Conducts mailing of reminders/questionnaires to maintain program integrity.</li> <li>▪ Performs field inspections of residential, commercial and industrial accounts to identify actual or potential cross connections; assess degree of cross connection hazard; follows up with customer in writing of required backflow prevention device/assembly.</li> <li>▪ Follows established procedure to notify customer of non-compliance prior to disconnection; immediately terminates customer's service if high degree of hazard is found without sufficient backflow prevention device/assembly.</li> <li>▪ Disconnects service upon failure of the property owner to comply with the requirements of the company's Cross Connection Program.</li> <li>▪ Schedules work based on priority.</li> <li>▪ Responds to emergency situations as necessary.</li> <li>▪ Enforces compliance with the company's Cross Connection Programs.</li> <li>▪ Provides assistance to customers with questions regarding the Cross Connection Program.</li> <li>▪ Speaks at Homeowner Associations as needed to communicate the Cross Connection Program.</li> <li>▪ Researches applicable cross connection programs.</li> <li>▪ Tracks local, state, and federal laws and regulations that might affect the company's policies/programs.</li> <li>▪ Prepares compliance reports to present to management.</li> </ul>
<b>ADDITIONAL RESPONSIBILITIES</b>	<ul style="list-style-type: none"> <li>▪ Helps with the development of programs related to cross connection control.</li> <li>▪ Performs other related duties as assigned.</li> </ul>
<b>COMPUTER SKILLS</b>	Required: MS Office products; ability to learn internal software programs Preferred: JD Edwards, CC&B



<b>ADDITIONAL SKILLS</b>	<ul style="list-style-type: none"> <li>▪ Ability to work independently in the absence of supervision.</li> <li>▪ Ability to establish and maintain effective working relationships with the general public, co-workers, vendors and regulatory agencies.</li> <li>▪ Ability to learn the methods, techniques, tools, equipment and materials used in cross connection control.</li> <li>▪ Ability to follow verbal and written instructions.</li> </ul>
<b>EDUCATION</b>	Required: HS Diploma or G.E.D. Preferred: Associates or Bachelors Degree in a related field
<b>CERTIFICATIONS/LICENSES</b>	Required: State certified Backflow Prevention & Water licenses as appropriate; valid driver's license.
<b>EXPERIENCE</b>	Required: 2 – 4 years in the water and or wastewater utility business or related field, combined with a minimum 1 year of experience in cross connection control.
<b>PHYSICAL DEMANDS</b>	Light to moderate physical activity; requires normal hearing and vision.
<b>EQUIPMENT USED</b>	Backflow testing devices; PC and/or laptop, copy/fax/scan machine, telephone and other general office equipment.
<b>TRAVEL REQUIRED</b>	Frequent travel within assigned area is required.
<b>ADDITIONAL COMMENTS</b>	This document describes typical duties and responsibilities and is not intended to limit management from assigning other work as desired.
<b>CONTACT INFORMATION</b>	

*Management maintains the right to assign or reassign duties and responsibilities at any time.  
This description is a working draft, subject to revision.*



<b>JOB TITLE</b>	<b>Cross Connection Technician</b>
<b>DEPARTMENT</b>	Operations
<b>STATUS</b>	Non-Exempt
<b>SUPERVISOR'S TITLE</b>	Regional Director
<b>JOB SUMMARY</b>	Responsible for protecting the public water supply from actual or potential contamination sources by ensuring appropriate backflow prevention devices are properly in use by residential, commercial and industrial customers.
<b>ESSENTIAL FUNCTIONS</b>	<ul style="list-style-type: none"> <li>▪ Communicates to Cross Connection Specialist any follow-up or enforcement letters needed to maintain program integrity.</li> <li>▪ Performs field inspections of residential, commercial and industrial accounts to identify actual or potential cross connections; assess degree of cross connection hazard; follows up in writing with customer regarding required backflow prevention device/assembly.</li> <li>▪ Follows established procedure to notify customer of non-compliance prior to disconnection; immediately terminates customer's service if high degree of hazard is found without sufficient backflow prevention device/assembly, with direction from the Cross Connection Specialist.</li> <li>▪ Disconnects service upon failure of the property owner to comply with the requirements of the company's Cross Connection Program.</li> <li>▪ Schedules work based on priority.</li> <li>▪ Responds to emergency situations as necessary.</li> <li>▪ Enforces compliance with the company's Cross Connection Programs.</li> <li>▪ Provides assistance to customers with questions regarding the Cross Connection Program.</li> </ul>
<b>ADDITIONAL RESPONSIBILITIES</b>	<ul style="list-style-type: none"> <li>▪ Performs other related duties as assigned.</li> </ul>
<b>COMPUTER SKILLS</b>	Required: MS Office products; ability to learn internal software programs Preferred: JD Edwards, CC&B
<b>ADDITIONAL SKILLS</b>	<ul style="list-style-type: none"> <li>▪ Ability to work independently in the absence of supervision.</li> <li>▪ Ability to establish and maintain effective working relationships with the general public, co-workers, vendors and regulatory agencies.</li> <li>▪ Ability to learn the methods, techniques, tools, equipment and materials used in cross connection control.</li> <li>▪ Ability to follow verbal and written instructions.</li> </ul>
<b>EDUCATION</b>	Required: HS Diploma or G.E.D.





<b>CERTIFICATIONS/LICENSES</b>	Required: State certified Backflow Prevention & Water Licenses as appropriate or ability to obtain certification within one year of employment; valid driver's license.
<b>EXPERIENCE</b>	Required: 1 – 3 years in the water and/or wastewater utility business or related field.
<b>PHYSICAL DEMANDS</b>	Light to moderate physical activity; requires normal hearing and vision.
<b>EQUIPMENT USED</b>	Backflow testing devices; PC and/or laptop, copy/fax/scan machine, telephone and other general office equipment.
<b>TRAVEL REQUIRED</b>	Frequent travel within assigned area is required.
<b>ADDITIONAL COMMENTS</b>	This document describes typical duties and responsibilities and is not intended to limit management from assigning other work as desired.
<b>CONTACT INFORMATION</b>	

*Management maintains the right to assign or reassign duties and responsibilities at any time.  
This description is a working draft, subject to revision.*



<b>JOB TITLE</b>	<b>Field Technician I</b>
<b>DEPARTMENT</b>	Operations
<b>STATUS</b>	Non-exempt
<b>SUPERVISOR'S TITLE</b>	Area Manager
<b>JOB SUMMARY</b>	Responsible for the accurate and timely reading and recording of water meters to facilitate customer billing; to identify water meter equipment problems; and to perform minor water meter and/or system maintenance.
<b>ESSENTIAL FUNCTIONS</b>	<ul style="list-style-type: none"> <li>▪ Walks 5 – 10 miles per day over established route, reading between 200 and 1200 meters per day and records volume used by residential and commercial customers.</li> <li>▪ Determines consistency of meter readings; reports unusual cases to supervisor.</li> <li>▪ Inspects meters and connections for defects, damage and unauthorized connections; ensures meters are registering properly.</li> <li>▪ Indicates irregularities on forms for necessary action by servicing department.</li> <li>▪ Documents customer interaction and field activities in CC&amp;B.</li> <li>▪ Turns off service for nonpayment of charges in vacant premises, or on for new occupants.</li> <li>▪ Maintains accurate and up-to-date records.</li> <li>▪ Acts as liaison between the customers and customer service personnel for problem/complaint resolution.</li> <li>▪ Assists with maintaining mechanical, electrical and piping systems for area water/wastewater facilities, collections and distribution systems.</li> </ul>
<b>ADDITIONAL RESPONSIBILITIES</b>	<ul style="list-style-type: none"> <li>▪ Performs minor meter maintenance and repair duties.</li> <li>▪ Assists with repairs of water/wastewater treatment plant equipment.</li> <li>▪ Assists with ordering parts and job costing.</li> <li>▪ May assist with on-site customer communication.</li> <li>▪ May assist with customer inquiries, requests and minor issues regarding meter reading schedule, billing, how meters are read and other customer service related matters.</li> <li>▪ May prepare a variety of operational reports related to water meter reading activities.</li> <li>▪ Assists with the installation and disconnect of water meters.</li> <li>▪ Performs other related duties as assigned.</li> </ul>
<b>COMPUTER SKILLS</b>	Required: MS Word; ability to learn internal software programs Preferred: MS Excel, Outlook



<b>ADDITIONAL SKILLS</b>	<ul style="list-style-type: none"> <li>▪ Ability to work independently in the absence of supervision.</li> <li>▪ Ability to establish and maintain effective working relationships with the general public, co-workers, vendors and regulatory agencies.</li> <li>▪ Ability to learn to read a variety of water meters.</li> <li>▪ Ability to learn and understand tariffs as they apply to assigned duties.</li> <li>▪ Ability to learn the methods, techniques, tools, equipment and materials used in the minor repair and installation of water meters.</li> <li>▪ Ability to read maps, electrical schematics, blueprints, etc.</li> <li>▪ Ability to follow verbal and written instructions.</li> <li>▪ Ability to read and transfer digits accurately.</li> </ul>
<b>EDUCATION</b>	Required: HS diploma or GED
<b>CERTIFICATIONS/LICENSES</b>	Required: Must maintain a valid driver's license. *May be in the process of obtaining Distribution and/or Collections Systems certification or first-level plant operating license.
<b>EXPERIENCE</b>	Some water meter reading experience preferred, in addition to previous mechanical or maintenance experience. Knowledge of cross connection regulations and ability to report violations and other unsafe conditions. General knowledge of water meters, care and operation of a variety of tools and equipment, and safe work practices is helpful.
<b>PHYSICAL DEMANDS</b>	Extreme physical demands, including lifting (75 lbs.), walking (10+ miles daily), climbing and mechanical repair. You will be expected to work in all weather conditions: rain, snow, extreme heat and cold, etc; you may encounter various potential hazards in the field.
<b>EQUIPMENT USED</b>	Operates a variety of tools and equipment, including hand-held computers and hand tools; laptop, blackberry.
<b>TRAVEL REQUIRED</b>	Within service area.
<b>SHIFT</b>	May include weekend scheduling; on-call duty, emergency response and paid overtime on a rotating basis may be required.
<b>ADDITIONAL COMMENTS</b>	This document describes typical duties and responsibilities and is not intended to limit management from assigning other work as desired.
<b>CONTACT INFORMATION</b>	

*Management maintains the right to assign or reassign duties and responsibilities at any time.  
This description is a working draft, subject to revision.*



<b>JOB TITLE</b>	<b>Field Technician II</b>
<b>DEPARTMENT</b>	Operations
<b>STATUS</b>	Non-exempt
<b>SUPERVISOR'S TITLE</b>	Area Manager
<b>JOB SUMMARY</b>	Responsible for maintaining and cleaning water/wastewater system; identifying water meter equipment problems; and to perform minor water meter and/or system maintenance.
<b>ESSENTIAL FUNCTIONS</b>	<ul style="list-style-type: none"> <li>▪ Performs manual labor such as installing, repairing, maintaining water/sewer lines and force mains</li> <li>▪ Maintains and tests water meters; performs new meter installation.</li> <li>▪ Conducts a variety of tasks related to water and sewer infrastructure maintenance and rehabilitation.</li> <li>▪ Installs, repairs and replaces underground water and wastewater mains and service laterals, using basic plumbing tools, tapping machine, pipe cutters, reamer, pipe wrenches and assorted pneumatic and hydraulic tools.</li> <li>▪ Inspects area for cross connection violations and other unsafe conditions.</li> <li>▪ Maintains accurate and up-to-date records.</li> <li>▪ Documents customer interaction and Field Activities in CC&amp;B.</li> <li>▪ Acts as liaison between the customers and customer service personnel for problem/complaint resolution.</li> <li>▪ Responds to customer inquiries regarding meter reading schedule, billing, how meters are read and other customer service related matters.</li> <li>▪ Provides on-site customer communication.</li> <li>▪ Assists with maintaining mechanical, electrical and piping systems for area water/wastewater facilities, collections and distribution systems.</li> </ul>
<b>ADDITIONAL RESPONSIBILITIES</b>	<ul style="list-style-type: none"> <li>▪ May assist with repairs of water/wastewater treatment plant equipment.</li> <li>▪ May walk 5 – 10 miles per day over established route, reading between 200 and 1200 meters per day and records volume used by residential and commercial customers.</li> <li>▪ Determines consistency of meter readings; reports unusual cases of water usage to supervisor.</li> <li>▪ Inspects meters and connections for defects, damage and unauthorized connections; ensures meters are registering properly.</li> <li>▪ Indicates irregularities on forms for necessary action by servicing department.</li> <li>▪ Turns off service for nonpayment of charges in vacant premises, or on for new occupants.</li> <li>▪ Assists with ordering parts and job costing.</li> <li>▪ Prepares a variety of operational reports related to water meter reading activities as well as collection and distribution systems.</li> <li>▪ Assists with the installation and/or disconnection of water and/or sewer services.</li> <li>▪ May perform routine tasks related to the operation of water/wastewater treatment facilities while learning the treatment process and plant equipment.</li> </ul>



	<ul style="list-style-type: none"> <li>▪ May assist in maintaining plant compliance with Federal, state and local regulatory requirements.</li> <li>▪ Performs other related duties as assigned.</li> </ul>
<b>COMPUTER SKILLS</b>	Required: MS Word, Excel; ability to learn internal software programs Preferred: Outlook
<b>ADDITIONAL SKILLS</b>	<ul style="list-style-type: none"> <li>▪ Ability to work independently in the absence of supervision.</li> <li>▪ Demonstrates initiative and desire to learn new tasks.</li> <li>▪ Possesses strong electrical and mechanical maintenance skills in the area of water and wastewater maintenance and repair, including working knowledge of collection and distribution systems, pumps, motors, controls and piping.</li> <li>▪ Ability to establish and maintain effective working relationships with the general public, co-workers, vendors and regulatory agencies.</li> <li>▪ Ability to read a variety of water meters.</li> <li>▪ Ability to apply the methods, techniques, tools, equipment and materials used in the minor repair and installation of water meters.</li> <li>▪ Ability to understand tariffs as they apply to assigned duties.</li> <li>▪ Ability to read maps, electrical schematics, blueprints, etc.</li> <li>▪ Ability to follow verbal and written instructions.</li> <li>▪ Ability to read and transfer digits accurately.</li> </ul>
<b>EDUCATION</b>	Required: HS diploma or GED
<b>CERTIFICATIONS/LICENSES</b>	Required: Must maintain a valid driver's license. Preferred: Distribution and/or Collections certification as required by statute or regulation. *May be in the process of obtaining first-level operating license.
<b>EXPERIENCE</b>	A minimum of one year water meter reading experience preferred, in addition to previous mechanical or maintenance experience. Knowledge of cross connection regulations and ability to report violations and other unsafe conditions. General knowledge of water meters, care and operation of a variety of tools and equipment, and safe work practices is helpful.
<b>PHYSICAL DEMANDS</b>	Extreme physical demands, including lifting (75 lbs.), walking (10+ miles daily), climbing and mechanical repair. You will be expected to work in all weather conditions: rain, snow, extreme heat and cold, etc; you may encounter various potential hazards in the field.
<b>EQUIPMENT USED</b>	Operates a variety of tools and equipment, including hand-held computers and hand tools; laptop, blackberry.
<b>TRAVEL REQUIRED</b>	Within service area.
<b>SHIFT</b>	May include weekend scheduling; on-call duty, emergency response and paid overtime on a rotating basis may be required.
<b>ADDITIONAL COMMENTS</b>	This document describes typical duties and responsibilities and is not intended to limit management from assigning other work as desired.
<b>CONTACT INFORMATION</b>	

*Management maintains the right to assign or reassign duties and responsibilities at any time.*



<b>JOB TITLE</b>	<b>Field Technician III</b>
<b>DEPARTMENT</b>	Operations
<b>STATUS</b>	Non-exempt
<b>SUPERVISOR'S TITLE</b>	Area Manager
<b>JOB SUMMARY</b>	Responsible for maintaining and cleaning water/wastewater systems; identifying water meter equipment problems; and performing water meter and/or system maintenance activities.
<b>ESSENTIAL FUNCTIONS</b>	<ul style="list-style-type: none"> <li>▪ Performs manual labor such as installing, repairing, maintaining water/sewer lines and force mains</li> <li>▪ Maintains and tests water meters; performs new meter installation.</li> <li>▪ Conducts a variety of tasks related to water and sewer infrastructure maintenance and rehabilitation.</li> <li>▪ Installs, repairs and replaces underground water and wastewater mains and service laterals, using basic plumbing tools, tapping machine, pipe cutters, reamer, pipe wrenches and assorted pneumatic and hydraulic tools.</li> <li>▪ Inspects area for cross connection violations and other unsafe conditions.</li> <li>▪ Maintains accurate and up-to-date records.</li> <li>▪ Documents customer interaction and Field Activities in CC&amp;B.</li> <li>▪ Acts as liaison between the customers and customer service personnel for problem/complaint resolution.</li> <li>▪ Responds to customer inquiries regarding meter reading schedule, billing, how meters are read and other customer service related matters.</li> <li>▪ Provides on-site customer communication.</li> <li>▪ Assists with maintaining mechanical, electrical and piping systems for area water/wastewater facilities, collections and distribution systems.</li> </ul>
<b>ADDITIONAL RESPONSIBILITIES</b>	<ul style="list-style-type: none"> <li>▪ May assist AM with overseeing the daily tasks of other field technicians.</li> <li>▪ May assist with repairs of water/wastewater treatment plant equipment.</li> <li>▪ May walk 5 – 10 miles per day over established route, reading between 200 and 1200 meters per day and records volume used by residential and commercial customers.</li> <li>▪ Determines consistency of meter readings; reports unusual cases of water usage to supervisor.</li> <li>▪ Inspects meters and connections for defects, damage and unauthorized connections; ensures meters are registering properly.</li> <li>▪ Indicates irregularities on forms for necessary action by servicing department.</li> <li>▪ Turns off service for nonpayment of charges in vacant premises, or on for new occupants.</li> <li>▪ Assists with ordering parts and job costing.</li> <li>▪ Prepares a variety of operational reports related to water meter reading activities as well as collection and distribution systems.</li> <li>▪ Assists with the installation and disconnection of water meters and sewer services.</li> <li>▪ May perform routine tasks related to the operation of water/wastewater treatment facilities while learning the treatment process and plant equipment.</li> <li>▪ May assist in maintaining plant compliance with Federal, state and local regulatory requirements.</li> <li>▪ Performs other related duties as assigned.</li> </ul>



<b>COMPUTER SKILLS</b>	Required: MS Word, Excel; ability to learn internal software programs Preferred: Outlook
<b>ADDITIONAL SKILLS</b>	<ul style="list-style-type: none"> <li>▪ Ability to work independently in the absence of supervision.</li> <li>▪ Ability to mentor, evaluate and guide staff to increase skill level, morale and efficiency.</li> <li>▪ Ability to motivate others in pursuit of Company goals.</li> <li>▪ Demonstrates initiative to take on new tasks.</li> <li>▪ Possesses strong electrical and mechanical maintenance skills in the area of water and wastewater maintenance and repair, including working knowledge of collection and distribution systems, pumps, motors, controls and piping.</li> <li>▪ Ability to establish and maintain effective working relationships with the general public, co-workers, vendors and regulatory agencies.</li> <li>▪ Ability to read a variety of water meters.</li> <li>▪ Ability to apply the methods, techniques, tools, equipment and materials used in the repair, installation and testing of water and flow meters.</li> <li>▪ Ability to understand tariffs as they apply to assigned duties.</li> <li>▪ Ability to read maps, electrical schematics, blueprints, etc.</li> <li>▪ Ability to follow verbal and written instructions.</li> <li>▪ Ability to read and transfer digits accurately.</li> </ul>
<b>EDUCATION</b>	Required: HS diploma or GED
<b>CERTIFICATIONS/LICENSES</b>	<p>Required: Must maintain a valid driver's license.</p> <p>Preferred: Distribution and/or Collections certification as required by State regulatory laws, or the ability to attain certification within 12 months of hire.</p> <p>*May be in the process of obtaining dual certifications or first-level operating license.</p>
<b>EXPERIENCE</b>	A minimum of three years water meter reading experience preferred, in addition to previous mechanical or maintenance experience; in-depth, working knowledge of water meters, care and operation of a variety of tools and equipment used in maintaining water/wastewater systems, and safe work practices. Knowledge of cross connection regulations and ability to report violations and other unsafe conditions.
<b>PHYSICAL DEMANDS</b>	Extreme physical demands, including lifting (75 lbs.), walking (10+ miles daily), climbing and mechanical repair. You will be expected to work in all weather conditions: rain, snow, extreme heat and cold, etc; you may encounter various potential hazards in the field.
<b>EQUIPMENT USED</b>	Operates a variety of tools and equipment, including hand-held computers and hand tools; laptop, blackberry.
<b>TRAVEL REQUIRED</b>	Within service area.
<b>SHIFT</b>	May include weekend scheduling; on-call duty, emergency response and paid overtime on a rotating basis may be required.
<b>ADDITIONAL COMMENTS</b>	This document describes typical duties and responsibilities and is not intended to limit management from assigning other work as desired.
<b>CONTACT INFORMATION</b>	

*Management maintains the right to assign or reassign duties and responsibilities at any time.*



*This description is a working draft, subject to revision.*





<b>JOB TITLE</b>	<b>Lead Water/Wastewater Treatment Operator</b>
<b>DEPARTMENT</b>	Operations
<b>STATUS</b>	Non-Exempt
<b>SUPERVISOR'S TITLE</b>	Area Manager
<b>JOB SUMMARY</b>	Under limited supervision, performs routine tasks related to the operation of a water/wastewater treatment facility. Responsible for maintaining plant compliance with EPA standards and state water Commission. Assists with training of other personnel and leading work crews. Demonstrates continuous effort to improve operations, decrease turnaround times, streamline work processes and works cooperatively to provide quality seamless utility service. Works with AM and RM to ensure continuity of processes, goals and vision of UI.
<b>ESSENTIAL FUNCTIONS</b>	<ul style="list-style-type: none"> <li>▪ Oversees the operation and maintenance of water/wastewater treatment equipment, ensuring compliance with state and federal environmental protection limits.</li> <li>▪ Oversees the organization and delegation of team tasks.</li> <li>▪ Develops and maintains operational records and prepares reports in compliance with regulatory standards.</li> <li>▪ Oversees sampling and testing systems, and the functionality of pumps, conveyors, blowers and other equipment.</li> <li>▪ Installs and repairs pumps, motors, valves and piping; diagnoses, repairs and clarifies aeration equipment, ion exchange bins, filtration equipment and other major apparatuses.</li> <li>▪ Monitors and samples well and groundwater upon entry to the system. Adjusts treatment levels when non-standard variances are detected. Samples water prior to exiting system.</li> <li>▪ Detects and reports atypical conditions, such as: identifying damaged, malfunctioning and tampered meters, detecting and reporting leaks, high/low consumption, exposed wiring and other safety hazards.</li> <li>▪ Cleans and maintains treatment plant, pumping stations and wells. Conducts ongoing repairs to equipment, or shuts down equipment for more extensive maintenance and repair, activating alternate equipment as needed. Requests services of outside maintenance vendor for major repairs and overhauls.</li> <li>▪ Activates pumps, valves and other processing equipment to move water through various treatment processes. Disposes of waste materials removed from water in line with Company procedures and government controls.</li> <li>▪ Implements emergency procedures in the event of overflow or spill of chemicals or unpurified water. Follows safety protocol and notifies local emergency responders.</li> <li>▪ Adds chemicals to water by predetermined formula. Maintains minimum inventory levels of these materials.</li> <li>▪ Reads and interprets meters and gauges on central control panel, or at individual machines or stages in the treatment process. Adjusts controls as needed. Retrieves computer reports on treatment process.</li> <li>▪ Prepares reports and maintains logs on meter readings, tests, chemical and equipment usage, and all other recordkeeping requirements; maintains various Company records and other reports as required by the state.</li> </ul>



	<ul style="list-style-type: none"> <li>▪ Back-washes filters and basins; handles chlorine in a safe, effective manner; assures proper working order of chlorine-related equipment.</li> <li>▪ Ensures regulatory compliance and adherence to Company policies and standards.</li> <li>▪ Coordinates construction and excavation involved in system repairs; estimates required labor and materials; identifies equipment needed for all projects; orders necessary parts.</li> <li>▪ Maintains a safe working environment and reports safety concerns to Area Manager.</li> <li>▪ Trains personnel in the areas of laboratory analysis, operations and maintenance procedures, as well as compliance to Company policies and procedures.</li> <li>▪ Ensures all operators are equipped with necessary tools, parts and safety equipment to work effectively.</li> <li>▪ Stays abreast of Federal, State and local regulations and environmental guidelines regarding water/wastewater treatment and distribution.</li> </ul>
<p style="text-align: center;"><b>ADDITIONAL RESPONSIBILITIES</b></p>	<ul style="list-style-type: none"> <li>▪ May assist with training personnel on safety procedures.</li> <li>▪ Assists with overseeing and inspections of local construction projects.</li> <li>▪ Assists with the development of short and long term plans for operation of facilities, including contingency plans as well as plant and equipment removal/replacement.</li> <li>▪ Assists with the design and construction of extension and improvement projects.</li> <li>▪ Provides on-site customer communication.</li> <li>▪ Acts as liaison between the customers and customer service.</li> <li>▪ Responds to requests and inquiries from the general public.</li> <li>▪ Demonstrates continuous effort to improve operations, decrease turnaround times, streamline work processes, and work cooperatively and jointly to provide quality seamless utility service.</li> <li>▪ Performs other related duties as assigned.</li> </ul>
<p style="text-align: center;"><b>COMPUTER SKILLS</b></p>	<p>Required: MS Word, Excel; ability to learn internal software programs Preferred: Outlook, Internet Explorer</p>
<p style="text-align: center;"><b>ADDITIONAL SKILLS</b></p>	<ul style="list-style-type: none"> <li>▪ Ability to work independently and under limited supervision.</li> <li>▪ Demonstrates initiative to take on new tasks.</li> <li>▪ Ability to mentor and guide co-workers to increase skill level, morale and efficiency.</li> <li>▪ Ability to motivate others in pursuit of Company goals.</li> <li>▪ Ability to read meters, charts and gauges and accurately maintain records of plant operations.</li> <li>▪ Ability to read and comprehend written technical information and to communicate clearly and effectively, both verbally and in writing.</li> <li>▪ Ability to review, classify, categorize, prioritize and/or analyze data.</li> <li>▪ Ability to keep accurate records and prepare and submit accurate reports.</li> <li>▪ Ability to perform mathematical equations to determine chemical doses required for flow rates and proper treatment.</li> <li>▪ Ability to establish and maintain effective working relationships with the general public, co-workers and regulatory agencies.</li> </ul>



	<ul style="list-style-type: none"> <li>▪ Ability to follow verbal and written instructions.</li> <li>▪ Ability to operate, maneuver and/or control the actions of equipment, machinery, tools and/or materials used in performing essential functions.</li> </ul>
<b>EDUCATION</b>	Required: HS Diploma or GED
<b>CERTIFICATIONS/LICENSES</b>	Required: Must hold the minimum licensing in order to be responsible operator in charge, or ability to attain within 1 year of employment; must maintain a valid driver's license.
<b>EXPERIENCE</b>	Requires a minimum of 5 years progressive experience working in utility management or the utility industry. Requires knowledge and experience in the operations, maintenance and processes of water/wastewater treatment; knowledge of the controls, instrumentation and mechanical equipment in the utility industry; knowledge of standard practices, terminology and safety standards in the utility industry; thorough knowledge of local, state and Federal water/wastewater regulations; knowledge and experience with the materials and chemicals used in these treatment processes.
<b>PHYSICAL DEMANDS</b>	Moderate to heavy physical demands, including lifting (75 lbs.), walking (10+ miles daily), climbing and mechanical repair.
<b>EQUIPMENT USED</b>	Handheld and/or Blackberry, laptop; water/wastewater facility equipment and machinery including pumps, aerators, chemical feed equipment, booster pumps, etc.; jack hammer and other construction equipment; operates and oversees the use of heavy equipment, including agricultural sludge spreaders.
<b>TRAVEL REQUIRED</b>	Within service area.
<b>SHIFT</b>	May include weekend scheduling; on-call, emergency call duty and paid overtime may be required. Requires 24 hour responsiveness to various situations.
<b>ADDITIONAL COMMENTS</b>	This document describes typical duties and responsibilities and is not intended to limit management from assigning other work as desired.
<b>CONTACT INFORMATION</b>	

*Management maintains the right to assign or reassign duties and responsibilities at any time.  
This description is a working draft, subject to revision.*



<b>JOB TITLE</b>	<b>Payroll Supervisor</b>
<b>DEPARTMENT</b>	Accounting & Finance
<b>STATUS</b>	Exempt
<b>SUPERVISOR'S TITLE</b>	Controller
<b>JOB SUMMARY</b>	Manages payroll administration and performs accounting-related tasks. Requires accountability to regulatory, finance and human resource departments.
<b>ESSENTIAL FUNCTIONS</b>	<ul style="list-style-type: none"> <li>▪ Oversees daily payroll operations and ensures all tasks are completed in order to execute the full cycle payroll process, while meeting business and audit requirements.</li> <li>▪ Supervises one or more employees, including evaluation of staff to ensure internal proficiency centering on training, workforce qualification and certification, retention strategies, job structure, and succession planning.</li> <li>▪ Monitors the administration of employee garnishments, tax levies, child support payments and other court-mandated adjustments to gross payroll calculations.</li> <li>▪ Ensures that all tax deposits are processed timely and accurately for each region.</li> <li>▪ Ensures timely and accurate filing of all relevant governmental reports, such as 941's, W-2's, etc.</li> <li>▪ Balances all payroll related banking accounts on a monthly basis.</li> <li>▪ Prepares weekly, monthly, quarterly and year-end reports.</li> <li>▪ Prepares and processes locality taxes for various states.</li> <li>▪ Performs monthly close, ensuring accuracy and balancing with ADP and JDE.</li> <li>▪ Processes cap time reports for Regulatory Department using JDE and ADP Reporting.</li> <li>▪ Runs integral management reports from Payroll system.</li> <li>▪ Posts all necessary payroll data to GL accounts.</li> <li>▪ Submits 401(k) and Pension data to retirement vendor.</li> <li>▪ Develops and implements department policies, procedures and process improvements to maintain the quality, efficiency and overall effectiveness of the payroll function.</li> </ul>
<b>ADDITIONAL RESPONSIBILITIES</b>	<ul style="list-style-type: none"> <li>▪ Maintains current knowledge of applicable state and federal wage and hour laws.</li> <li>▪ Remains current on Payroll systems to achieve alignment with HR and ensure effective accounting support.</li> <li>▪ Facilitates management and employee understanding of payroll procedures.</li> <li>▪ Develops reports using ADP Reporting as needed.</li> <li>▪ Coordinates activities related to special projects.</li> <li>▪ Performs other related duties as assigned.</li> </ul>



<b>COMPUTER SKILLS</b>	Required: ADP PayExpert, ADP Reporting, ReportSmith, HRB, Word, Excel. Preferred: JD Edwards Time & Labor
<b>ADDITIONAL SKILLS</b>	<ul style="list-style-type: none"> <li>▪ Able to maintain confidential information.</li> <li>▪ Ability to objectively coach employees and management through complex and difficult issues regarding payroll.</li> <li>▪ Ability to implement recommendations to effectively resolve problems or issues by using judgment that is consistent with standards, practices, policies, procedures, regulation or government law.</li> <li>▪ Ability to mentor, evaluate and guide staff to increase skill level, morale and efficiency.</li> <li>▪ Ability to provide vision and leadership.</li> <li>▪ Excellent analysis and problem solving skills.</li> <li>▪ Exceptional customer service skills, with ability to effectively respond to questions from employees, supervisors and managers.</li> <li>▪ Excellent time management skills, including ability to multitask, prioritize and great attention to detail.</li> <li>▪ Works well in a team environment.</li> <li>▪ Ability to motivate others in the pursuit of Company goals.</li> </ul>
<b>EDUCATION</b>	Required: Bachelor's degree in a business related field or equivalent years of payroll/benefits processing.
<b>CERTIFICATIONS/LICENSES</b>	Required: Completion of HIPAA Certification within 14 days of hire. Preferred: CPP, ADP Payroll Professional Certification.
<b>EXPERIENCE</b>	Required: 4-5 years payroll experience and understanding payroll-related issues; 1-2 years of supervisory experience.
<b>PHYSICAL DEMANDS</b>	Light to moderate physical activity, requires normal hearing and vision.
<b>EQUIPMENT USED</b>	PC and/or laptop, calculator, copy/fax/scan machine, telephone and other general office equipment.
<b>ADDITIONAL COMMENTS</b>	This document describes typical duties and responsibilities and is not intended to limit management from assigning other work as desired.

*Management maintains the right to assign or reassign duties and responsibilities at any time.  
This description is a working draft, subject to revision.*



<b>JOB TITLE</b>	<b>Process &amp; Performance Manager</b>
<b>DEPARTMENT</b>	Executive
<b>STATUS</b>	Exempt
<b>SUPERVISOR'S TITLE</b>	President
<b>JOB SUMMARY</b>	Responsible for providing analytical, key performance indicator and process support to the President of the Company.
<b>ESSENTIAL FUNCTIONS</b>	<ul style="list-style-type: none"> <li>▪ Develops, monitors and reports key performance indicators at the corporate, functional and employee levels.</li> <li>▪ Identifies and implements process improvement initiatives to improve operation efficiency.</li> <li>▪ Recommends and develops new processes.</li> <li>▪ Ensures adherence with current processes.</li> <li>▪ Guides change management for processes with responsible parties across the Company.</li> <li>▪ Ensures accepted businesses processes are followed and handles the development of, and revisions or additions to, company process maps.</li> <li>▪ Formulates and recommends policies and programs which guide the organization in maintaining and improving its competitive position and the profitability of the operation.</li> </ul>
<b>ADDITIONAL RESPONSIBILITIES</b>	<ul style="list-style-type: none"> <li>▪ Completes ad hoc audits and other miscellaneous requests.</li> <li>▪ Performs other related duties as assigned.</li> </ul>
<b>COMPUTER SKILLS</b>	<p>Required: Advanced proficiency in MS Excel, PowerPoint and Word; Internet Explorer and Visio.</p> <p>Preferred: JD Edwards and Adobe document and design products</p>
<b>ADDITIONAL SKILLS</b>	<ul style="list-style-type: none"> <li>▪ Strong verbal and written communication skills; communicates clearly and effectively.</li> <li>▪ Excellent organizational and problem solving skills, including decision-making, research, analysis, and interpersonal skills.</li> <li>▪ Ability to pull and analyze performance metrics and report with recommendations for improvement.</li> <li>▪ Ability to define specific problems and offer variable solutions.</li> <li>▪ Ability to implement recommendations to effectively resolve problems or issues by using judgment that is consistent with standards, practices, policies, procedures, regulation or government law.</li> <li>▪ Ability to develop successful relationships with a wide variety of individuals throughout the organization.</li> <li>▪ Ability to provide vision, leadership and motivate others in pursuit of Company goals.</li> </ul>
<b>EDUCATION</b>	<p>Required: Bachelors Degree in a business related field.</p> <p>Preferred: MBA</p>



<b>EXPERIENCE</b>	5 – 7 years experience with business operations and/or process analysis. Previous experience managing process improvement, along with a general understanding of basic finance and accounting principles is preferred. Experience in the utility industry is a plus.
<b>PHYSICAL DEMANDS</b>	Light to moderate physical activity; requires normal hearing and vision.
<b>EQUIPMENT USED</b>	PC and/or laptop, copy/fax/scan machine, telephone and other general office equipment.
<b>TRAVEL REQUIRED</b>	Occasional travel may be required.
<b>ADDITIONAL COMMENTS</b>	This document describes typical duties and responsibilities and is not intended to limit management from assigning other work as desired.
<b>CONTACT INFORMATION</b>	

*Management maintains the right to assign or reassign duties and responsibilities at any time.  
This description is a working draft, subject to revision.*



<b>JOB TITLE</b>	<b>Project Manager</b>
<b>DEPARTMENT</b>	Operations
<b>STATUS</b>	Exempt
<b>SUPERVISOR'S TITLE</b>	Regional Director
<b>JOB SUMMARY</b>	Responsible for all water and wastewater utility construction projects from initial contract negotiations through warranty termination.
<b>ESSENTIAL FUNCTIONS</b>	<ul style="list-style-type: none"> <li>▪ Oversees complex technical projects, adhering to strict goals and deadlines.</li> <li>▪ Creates and maintains activity and progress reports for internal and external customers.</li> <li>▪ Responsible for all project development.</li> <li>▪ Hires, directs, evaluates and disciplines Construction Inspectors.</li> <li>▪ Obtains engineering proposals, monitors project budgets, construction activity and coordinates timing with operations.</li> <li>▪ Tracks all budget related information, such as hours worked and expenses, etc.</li> <li>▪ Coordinates all daily activities and personnel for each project.</li> <li>▪ Processes paperwork, including invoices, for each project in a timely manner and submits to Regional Director.</li> <li>▪ Ensures the success of projects, while remaining in line with time and budget parameters.</li> <li>▪ Notifies management staff of any current or pending escalations relating to projects, or items that could impact the success of projects.</li> <li>▪ Coordinates and completes the work necessary to obtain approval on emergency projects.</li> </ul>
<b>ADDITIONAL RESPONSIBILITIES</b>	<ul style="list-style-type: none"> <li>▪ Assists AM &amp; RM with forecasting and planning capital projects up to 5 years in advance.</li> <li>▪ Attends project team status meetings as required.</li> <li>▪ Performs other related duties as assigned.</li> </ul>
<b>COMPUTER SKILLS</b>	Required: MS Word, Excel, Outlook; ability to learn internal software programs Preferred: PowerPoint and Explorer
<b>ADDITIONAL SKILLS</b>	<ul style="list-style-type: none"> <li>▪ Ability to calculate basic mathematical equations.</li> <li>▪ Ability to read and interpret soil and hydro-geological reports and maps.</li> <li>▪ Ability to complete work that will ensure the approval of all capital projects in a timely manner.</li> <li>▪ Ability to keep accurate records and prepare and submit accurate reports.</li> <li>▪ Ability to follow verbal and written instructions.</li> <li>▪ Excellent organizational and problem solving skills, including negotiating, decision-making research and analysis, and interpersonal skills.</li> </ul>





	<ul style="list-style-type: none"> <li>▪ Ability to provide safe working conditions for fellow workers.</li> <li>▪ Ability to effectively communicate and interact with other employees and the public.</li> <li>▪ Ability to understand and implement a variety of the field's concepts, practices and procedures.</li> <li>▪ Ability to motivate others in the pursuit of Company goals.</li> </ul>
<b>EDUCATION</b>	<p>Required: Bachelor's Degree in Civil/Environmental Engineering or similar field.</p> <p>Preferred: MS or MBA</p>
<b>CERTIFICATIONS/LICENSES</b>	Required: Must maintain a valid driver's license
<b>EXPERIENCE</b>	Requires a minimum of 3 years engineering experience, preferably related to water and/or wastewater projects and design.
<b>PHYSICAL DEMANDS</b>	Moderate to heavy physical demands, including lifting (50 lbs.), walking (2+ miles daily), climbing and mechanical repair.
<b>EQUIPMENT USED</b>	Handheld/Blackberry, PC and/or laptop, copy/fax/scan machine, telephone and other general office equipment.
<b>TRAVEL REQUIRED</b>	Within the region; up to 25% for training, meetings, project management, etc.
<b>ADDITIONAL COMMENTS</b>	This document describes typical duties and responsibilities and is not intended to limit management from assigning other work as desired.
<b>CONTACT INFORMATION</b>	

*Management maintains the right to assign or reassign duties and responsibilities at any time.  
This description is a working draft, subject to revision.*

**CORPORATE SALARIES - 2005**

Name

Y/E 2005 Pay

Title





**FLORIDA SALARIES - 20005**  
**OFFICE AND OPERATIONS**

OFFICE

Name

Y/E 2005 Pay

Title




OPERATIONS

Name

Y/E 2005 Pay

Title



**FLORIDA SALARIES - 20005**  
**OFFICE AND OPERATIONS**





<b>JOB TITLE</b>	<b>Regional Compliance &amp; Safety Advisor</b>
<b>DEPARTMENT</b>	Operations
<b>STATUS</b>	Exempt
<b>SUPERVISOR'S TITLE</b>	Regional Vice President
<b>JOB SUMMARY</b>	Responsible for developing and administering safety programs, as outlined in the UI Safety Manual, and to ensure compliance with all Company, local, state and federal regulations for all employees and facilities located within assigned region(s).
<b>ESSENTIAL FUNCTIONS</b>	<p><b>SAFETY:</b></p> <ul style="list-style-type: none"> <li>▪ Coordinates all safety and compliance initiatives with RVP, RD, Corporate Compliance &amp; Safety Coordinator and managers.</li> <li>▪ Ensures every location conducts monthly safety meetings involving all employees; collects and files attendance forms.</li> <li>▪ Works with all regional facilities to ensure safe working conditions and interact with team members and management to continually reinforce safe work practices, pointing out both the issues and encouraging positive behavior. Promotes good safety culture.</li> <li>▪ Ensures all safety plans and programs are implemented, reviewed and updated according to changes in regulations or process/policy/equipment.</li> <li>▪ Performs local safety inspections and training.</li> <li>▪ Investigates accidents and injuries and recommends ways to avoid reoccurrence.</li> <li>▪ Assists with all regional accident and injury claims.</li> <li>▪ Oversees and assists managers with annual facility inspections and follow-ups.</li> <li>▪ Performs facility safety inspections on newly acquired facilities and/or properties, within assigned region.</li> <li>▪ Provides inspection reports to RD and CCSC.</li> <li>▪ Ensures that correct PPE for all job tasks are provided with associated training.</li> <li>▪ Ensures that drivers comply with all safety regulations and that monthly vehicle inspection forms are completed by all employees that drive a Company vehicle.</li> <li>▪ Actively participates in safety committee meetings.</li> </ul> <p><b>COMPLIANCE:</b></p> <ul style="list-style-type: none"> <li>▪ Ensures compliance with applicable OSHA, EPA, NIOSH, state departments of health and public service commissions' standards.</li> <li>▪ Communicates regularly with employees and management to ensure assigned region operates in compliance with all local, state and federal regulations.</li> <li>▪ Monitors monthly DMR's and all water results for issues.</li> <li>▪ Tracks implementation of capital projects to ensure compliance (e.g. radium, arsenic, etc.).</li> </ul>



	<ul style="list-style-type: none"> <li>▪ Performs follow-up on all non-compliance advisories to address the specific issue and any underlying issues.</li> <li>▪ Negotiates and tracks consent orders/compliance schedules to assure timely completion and closure.</li> <li>▪ Provides reports to senior management to demonstrate compliance assurance.</li> <li>▪ Maintains files on Notice of Violations, inspection reports, etc. for all facilities and Company response.</li> <li>▪ Compiles annual Consumer Confidence Report and any customer notifications regarding water quality.</li> <li>▪ Acts as liaison to Corporate Compliance &amp; Safety Coordinator to implement standardized practices, policies and procedures.</li> <li>▪ Stays abreast of upcoming regulations and works with Operations Support team to evaluate their impact on UI operations and capital planning.</li> </ul>
<b>ADDITIONAL RESPONSIBILITIES</b>	<ul style="list-style-type: none"> <li>▪ Performs employee job safety observations as needed.</li> <li>▪ Conducts or assists managers with New Employee Safety Orientation for all new hires prior to entering the workplace.</li> <li>▪ Assists managers with general and specific security concerns.</li> <li>▪ Ensures that all documents regarding the safety program are completed and filed appropriately.</li> <li>▪ Performs other related duties as assigned.</li> </ul>
<b>COMPUTER SKILLS</b>	Required: MS Word, Excel Preferred: PowerPoint, Outlook and Explorer
<b>ADDITIONAL SKILLS</b>	<ul style="list-style-type: none"> <li>▪ Strong written and verbal communication skills; previous public speaking experience required.</li> <li>▪ Excellent analytical, communication and organizational skills.</li> <li>▪ Proven ability to motivate others in pursuit of Company goals.</li> <li>▪ Ability to understand and implement a variety of the field's concepts, practices and procedures.</li> <li>▪ Relies on previous experience and judgment to plan and accomplish goals.</li> </ul>
<b>EDUCATION</b>	Required: Bachelors degree in Environmental Health Sciences, Safety or related field, or the equivalent in related work experience demonstrating the ability to manage compliance and safety programs, as well as incident investigations.
<b>CERTIFICATIONS/LICENSES</b>	Required: Valid driver's license Preferred: Certified Safety Professional, OSHA 30-hour course, Operator certification(s) in water and/or wastewater
<b>EXPERIENCE</b>	Requires a minimum of 5 year regulatory compliance and/or safety experience and an in-depth and up-to-date knowledge of relevant codes and standards associated with regulatory agencies such as OSHA, EPA, etc. One or more years of experience in environmental health and safety, or the equivalent in related work experience, demonstrating experience in aggressive worker's compensation claims management is preferred.
<b>PHYSICAL DEMANDS</b>	Light to moderate physical activity, requires normal hearing and vision.



<b>EQUIPMENT USED</b>	Handheld/Blackberry, PC and/or laptop, copy/fax machine, telephone and other general office equipment.
<b>TRAVEL REQUIRED</b>	Frequent travel may be required.
<b>ADDITIONAL COMMENTS</b>	This document describes typical duties and responsibilities and is not intended to limit management from assigning other work as desired.
<b>CONTACT INFORMATION</b>	

*Management maintains the right to assign or reassign duties and responsibilities at any time.  
This description is a working draft, subject to revision.*





<b>JOB TITLE</b>	<b>Regional Finance Manager</b>
<b>DEPARTMENT</b>	Operations
<b>STATUS</b>	Exempt
<b>SUPERVISOR'S TITLE</b>	Regional Vice President; indirectly reports to Financial Planning & Analysis Manager
<b>JOB SUMMARY</b>	Provides analytical and business support to the Regional Vice President and Regional Directors. Works closely with Regional Director and regional staff to assure continuity of processes, goals and vision of Utilities, Inc.
<b>ESSENTIAL FUNCTIONS</b>	<ul style="list-style-type: none"> <li>▪ Directs the annual regional financial budgeting process, including an array of excel based statistical and financial reports, which are used internally and for distribution to the Corporate office.</li> <li>▪ Reviews progress of monthly spending to ensure regional conformity to projected budgetary goals.</li> <li>▪ Coordinates the annual regional capital project planning effort.</li> <li>▪ Manages and reports monthly on regional capital spending and financial re-forecasting efforts.</li> <li>▪ Evaluates and reports on monthly and YTD regional financial performance results vs. budget and prior year's results.</li> <li>▪ Responsible for the accuracy of regional financial reporting.</li> <li>▪ Drives cost savings by effectively challenging and motivating employees.</li> <li>▪ Coordinates miscellaneous initiatives assigned to region.</li> <li>▪ Communicates regional results and performance across many levels of management.</li> </ul>
<b>ADDITIONAL RESPONSIBILITIES</b>	<ul style="list-style-type: none"> <li>▪ Assists in the determination of monthly regional Operations &amp; Maintenance posting validity and suggests corrective measures where necessary.</li> <li>▪ Assists with the completion of special projects for the Corporate Operations Support Team.</li> <li>▪ Performs other related duties as assigned.</li> </ul>
<b>COMPUTER SKILLS</b>	Required: MS Office with strong Excel focus, Outlook, PowerPoint Preferred: JD Edwards (or similar integrated financial system)
<b>ADDITIONAL SKILLS</b>	<ul style="list-style-type: none"> <li>▪ Ability to perform comprehensive quantitative and qualitative variance analysis.</li> <li>▪ Able to maintain confidential information.</li> <li>▪ Experience in strategic planning and execution.</li> <li>▪ Ability to analyze financial data and prepare financial reports, statements and projections.</li> <li>▪ Exceptional analytical skills and experience interpreting a strategic vision into an operational model.</li> </ul>



	<ul style="list-style-type: none"> <li>▪ Excellent communication and organizational skills.</li> <li>▪ Ability to motivate others in pursuit of Company goals.</li> <li>▪ Ability to understand and implement a variety of the field's concepts, practices and procedures.</li> <li>▪ Ability to keep accurate records and prepare and submit accurate reports.</li> <li>▪ Detail oriented.</li> <li>▪ Ability to develop and maintain effective working relationships with a wide variety of individuals.</li> </ul>
<b>EDUCATION</b>	Required: Bachelor's degree in Business, Finance, Management, Accounting or similar field. Preferred: MBA
<b>EXPERIENCE</b>	Minimum 5 years business and finance or accounting experience, preferably in water /wastewater utility management, with increasing levels of responsibility. Knowledge of finance, accounting, budgeting and cost control principles including Generally Accepted Accounting Principles, in addition to knowledge of automated financial and accounting reporting systems, as well as Federal and State financial regulations.
<b>PHYSICAL DEMANDS</b>	Light to moderate physical activity, requires normal hearing and vision.
<b>EQUIPMENT USED</b>	Handheld/Blackberry, PC and/or laptop, copy/fax/scan machine, telephone and other general office equipment.
<b>TRAVEL REQUIRED</b>	Occasional travel will be required as necessary.
<b>ADDITIONAL COMMENTS</b>	This document describes typical duties and responsibilities and is not intended to limit management from assigning other work as desired.
<b>CONTACT INFORMATION</b>	

*Management maintains the right to assign or reassign duties and responsibilities at any time.  
This description is a working draft, subject to revision.*



<b>JOB TITLE</b>	<b>Regional Vice President</b>
<b>DEPARTMENT</b>	Operations
<b>STATUS</b>	Exempt
<b>SUPERVISOR'S TITLE</b>	Chief Operating Officer
<b>JOB SUMMARY</b>	Responsible for directing the safe, efficient and profitable operation of assigned region's assets. Directs Regional Managers, Regional Director, Regional Finance Manager, Regional Compliance & Safety Advisor and Regulatory Accounting Manager to ensure continuity of processes, goals and vision of UI.
<b>ESSENTIAL FUNCTIONS</b>	<ul style="list-style-type: none"> <li>▪ Oversees all operations of the regional offices.</li> <li>▪ Drives profitability by effectively challenging and motivating employees.</li> <li>▪ Develops capital plan to meet customer growth and maintenance requirements and adherence to that plan.</li> <li>▪ Monitors and executes approved capital plan and operating budget.</li> <li>▪ Leads operations team to be in compliance with all applicable local, state and federal regulations.</li> <li>▪ Ensures and promotes a safe work environment for all employees.</li> <li>▪ Analyzes margins to ensure efficient operations.</li> <li>▪ Manages and provides leadership to regional staff.</li> <li>▪ Serves as the regional ambassador and local company contact for customers, community organizations, state commissions and representatives; manages UI's relationship with communities by attending local and regional community events.</li> <li>▪ Maintains profit and loss responsibility for assigned region(s).</li> <li>▪ Oversees new business development.</li> <li>▪ Supports the CEO, COO, CFO and EDRA (Executive Team) to achieve the Company's goals and objectives.</li> </ul>
<b>ADDITIONAL RESPONSIBILITIES</b>	<ul style="list-style-type: none"> <li>▪ Performs strategic planning for operations and provides input and assists the Executive Team on policy issues.</li> <li>▪ Serves as main contact for local media and manages relationship.</li> <li>▪ Stays abreast of local environment and upcoming regulation changes.</li> <li>▪ Meets Company goals and objectives in conformance with budgetary guidelines.</li> <li>▪ Ensures assets are maintained in good operating condition.</li> <li>▪ Performs other related duties as assigned.</li> </ul>
<b>COMPUTER SKILLS</b>	Required: MS Office, Outlook, Explorer Preferred: PowerPoint, JD Edwards
<b>ADDITIONAL SKILLS</b>	<ul style="list-style-type: none"> <li>▪ Able to maintain confidential information.</li> <li>▪ Ability to establish and maintain effective working relationships with the general public, co-workers, regulatory agencies and their personnel.</li> <li>▪ Experience in strategic planning and execution. Knowledge of contracting, negotiating and change management. Knowledge of finance, accounting, budgeting and cost control principles including Generally Accepted Accounting Principles.</li> </ul>



	<ul style="list-style-type: none"> <li>▪ Exceptional organizational and analytical skills and experience interpreting a strategic vision into an operational model.</li> <li>▪ Ability to provide vision and leadership.</li> <li>▪ Ability to effectively supervise skilled and unskilled employees, including ability to mentor, evaluate and guide staff to increase skill level, morale and efficiency.</li> <li>▪ Ability to objectively coach employees and managers through complex, difficult and emotional issues.</li> <li>▪ Ability to define specific problems and offer variable solutions.</li> <li>▪ Ability to implement recommendations to effectively resolve problems or issues by using judgment that is consistent with standards, practices, policies, procedures, regulation or government law.</li> <li>▪ Ability to specify goals and effectively achieve them.</li> <li>▪ Exceptional verbal and written communication skills.</li> <li>▪ Ability to motivate others in pursuit of Company goals; strong leadership skills.</li> <li>▪ Ability to understand and implement a variety of the field's concepts, practices and procedures.</li> <li>▪ Ability to keep accurate records and prepare and submit accurate reports.</li> <li>▪ Detail oriented with ability to see the big picture.</li> </ul>
<b>EDUCATION</b>	Required: Bachelor's degree Preferred: MBA or equivalent
<b>CERTIFICATIONS/LICENSES</b>	Required: Valid driver's license Preferred: Evidence of having obtained certification in plant or system operations in one or more states.
<b>EXPERIENCE</b>	Minimum 10 years experience with water and/or wastewater utility management, or equivalent, with increasing levels of responsibility. Requires extensive knowledge and experience in the operations, maintenance and processes of water/wastewater treatment; knowledge of standard practices, terminology and safety standards in the utility industry; thorough knowledge of all local, state and Federal water/wastewater tariffs, regulations and laws pertaining to the assigned region.
<b>PHYSICAL DEMANDS</b>	Light to moderate physical activity, requires normal hearing and vision.
<b>EQUIPMENT USED</b>	Handheld/BlackBerry, PC and/or laptop, copy/fax/scan machine, telephone and other general office equipment.
<b>TRAVEL REQUIRED</b>	Frequent travel may be required.
<b>ADDITIONAL COMMENTS</b>	This document describes typical duties and responsibilities and is not intended to limit management from assigning other work as desired.
<b>CONTACT INFORMATION</b>	

*Management maintains the right to assign or reassign duties and responsibilities at any time.*



<b>JOB TITLE</b>	<b>Water/Wastewater Treatment Operator I</b>
<b>DEPARTMENT</b>	Operations
<b>STATUS</b>	Non-Exempt
<b>SUPERVISOR'S TITLE</b>	Area Manager
<b>JOB SUMMARY</b>	Under direct supervision, performs routine tasks related to the operation of water and/or wastewater treatment facilities. Assists with maintaining plant compliance with EPA standards and state water Commission. Performs general cleaning of grounds and buildings. Ensures plant safety and sanitary requirements.
<b>ESSENTIAL FUNCTIONS</b>	<ul style="list-style-type: none"> <li>▪ Operates and maintains water and/or wastewater treatment equipment, ensuring compliance with state and federal environmental protection limits.</li> <li>▪ Monitors and samples well and groundwater upon entry to the system. Adjusts treatment levels when below-standard variances are detected. Samples water prior to exiting system.</li> <li>▪ Detects and reports atypical conditions, such as: damaged, malfunctioning and tampered meters, detecting and reporting leaks, high/low consumption, exposed wiring and other safety hazards.</li> <li>▪ Conducts ongoing repairs to equipment, or shuts down equipment for more extensive maintenance and repair, activating alternate equipment as needed. Requests services of outside maintenance vendor for major repairs and overhauls.</li> <li>▪ Activates pumps, valves and other processing equipment to move water through various treatment processes. Disposes of waste materials removed from water in line with Company procedures and government controls.</li> <li>▪ Assists Lead Operator with emergency procedures in the event of overflow or spill of chemicals or unpurified water. Follows safety protocol.</li> <li>▪ Adds chemicals to water by predetermined formula. Advises Lead Operator when minimum inventory levels of these materials have been reached.</li> <li>▪ Reads and interprets meters and gauges on central control panel, or at individual machines or stages in the treatment process. Adjusts controls as needed. Retrieves computer reports on treatment process.</li> <li>▪ Prepares reports and maintains logs on meter readings, tests, chemical and equipment usage, and all other recordkeeping requirements; maintains various Company records and other reports as required by the state.</li> <li>▪ Back-washes filters and basins; handles chlorine in a safe, effective manner; assures proper working order of chlorine-related equipment.</li> <li>▪ Cleans and maintains treatment plant, pumping stations and wells; prepares and paints equipment, walls and floors.</li> <li>▪ Ensures regulatory compliance and adherence to Company policies and standards.</li> <li>▪ Maintains a safe working environment and reports safety concerns to Area Manager.</li> </ul>
<b>ADDITIONAL RESPONSIBILITIES</b>	<ul style="list-style-type: none"> <li>▪ Completes facility and vehicle inspections, along with related follow-up.</li> <li>▪ Assists w repairs of water/wastewater treatment plant equipment.</li> <li>▪ Forwards customer inquiries on to Operator II or Lead Operator.</li> </ul>



	<ul style="list-style-type: none"> <li>▪ Demonstrates continuous effort to improve operations, decrease turnaround times, streamline work processes, and work cooperatively and jointly to provide quality seamless utility service.</li> <li>▪ Ensures that facilities and grounds are kept clean and orderly and comply with Company standards.</li> <li>▪ May install and read water meters.</li> <li>▪ Performs other related duties as assigned.</li> </ul>
<b>COMPUTER SKILLS</b>	Required: MS Word, Excel; ability to learn internal software programs Preferred: Outlook
<b>ADDITIONAL SKILLS</b>	<ul style="list-style-type: none"> <li>▪ Ability to read meters, charts and gauges and accurately maintain records of plant operations.</li> <li>▪ Ability to read and comprehend written technical information and to communicate clearly and effectively, both verbally and in writing.</li> <li>▪ Ability to review, classify, categorize, prioritize and/or analyze data.</li> <li>▪ Ability to perform mathematical equations to determine chemical doses required for flow rates and proper treatment.</li> <li>▪ Ability to establish and maintain effective working relationships with the general public, co-workers and regulatory agencies.</li> <li>▪ Ability to follow verbal and written instructions.</li> <li>▪ Ability to operate, maneuver and/or control the actions of equipment, machinery, tools and/or materials used in performing essential functions.</li> </ul>
<b>EDUCATION</b>	Required: HS Diploma or GED
<b>CERTIFICATIONS/LICENSES</b>	Required: Currently holds first-level operator license, may be in the process of obtaining second-level license; must maintain a valid driver's license.
<b>EXPERIENCE</b>	Requires 2 – 4 years mechanical experience, including at least 1 year specializing in chemical treatment of water and/or wastewater and/or a minimum of 1 year in water and/or wastewater utility field with experience in the operation and maintenance of ground-water supplied water systems and associated distribution system.
<b>PHYSICAL DEMANDS</b>	Moderate to heavy physical demands, including lifting (75 lbs.), walking (10+ miles daily), climbing and mechanical repair.
<b>EQUIPMENT USED</b>	Handheld and/or Blackberry, laptop; water and/or wastewater facility equipment and machinery including pumps, aerators, chemical feed equipment, booster pumps, etc.; jack hammer and other construction equipment; may operate heavy equipment.
<b>TRAVEL REQUIRED</b>	Within service area.
<b>SHIFT</b>	May include weekend scheduling; on-call, emergency call duty and paid overtime may be required.
<b>ADDITIONAL COMMENTS</b>	This document describes typical duties and responsibilities and is not intended to limit management from assigning other work as desired.
<b>CONTACT INFORMATION</b>	

*Management maintains the right to assign or reassign duties and responsibilities at any time.  
This description is a working draft, subject to revision.*



<b>JOB TITLE</b>	<b>Water/Wastewater Treatment Operator II</b>
<b>DEPARTMENT</b>	Operations
<b>STATUS</b>	Non-Exempt
<b>SUPERVISOR'S TITLE</b>	Area Manager
<b>JOB SUMMARY</b>	Under general supervision, performs routine tasks related to the operation of water and/or wastewater treatment facilities. Maintains plant compliance with EPA standards and state water Commission. Performs general cleaning of grounds and buildings. Ensures plant safety and sanitary requirements.
<b>ESSENTIAL FUNCTIONS</b>	<ul style="list-style-type: none"> <li>▪ Operates and maintains water and/or wastewater treatment equipment, ensuring compliance with state and federal environmental protection limits.</li> <li>▪ Monitors and samples well and groundwater upon entry to the system. Adjusts treatment levels when below-standard variances are detected. Samples water prior to exiting system.</li> <li>▪ Detects and reports atypical conditions, such as: damaged, malfunctioning and tampered meters, detecting and reporting leaks, high/low consumption, exposed wiring and other safety hazards.</li> <li>▪ Conducts ongoing repairs to equipment, or shuts down equipment for more extensive maintenance and repair, activating alternate equipment as needed. Requests services of outside maintenance vendor for major repairs and overhauls.</li> <li>▪ Activates pumps, valves and other processing equipment to move water through various treatment processes. Disposes of waste materials removed from water in line with Company procedures and government controls.</li> <li>▪ Assists Lead Operator with emergency procedures in the event of overflow or spill of chemicals or unpurified water. Follows safety protocol.</li> <li>▪ Adds chemicals to water by predetermined formula. Advises Lead Operator when minimum inventory levels of these materials have been reached.</li> <li>▪ Reads and interprets meters and gauges on central control panel, or at individual machines or stages in the treatment process. Adjusts controls as needed. Retrieves computer reports on treatment process.</li> <li>▪ Prepares reports and maintains logs on meter readings, tests, chemical and equipment usage, and all other recordkeeping requirements; maintains various Company records and other reports as required by the state.</li> <li>▪ Back-washes filters and basins; handles chlorine in a safe, effective manner; assures proper working order of chlorine-related equipment.</li> <li>▪ Cleans and maintains treatment plant, pumping stations and wells; prepares and paints equipment, walls and floors.</li> <li>▪ Ensures regulatory compliance and adherence to Company policies and standards.</li> <li>▪ Maintains a safe working environment and reports safety concerns to Area Manager.</li> </ul>
<b>ADDITIONAL RESPONSIBILITIES</b>	<ul style="list-style-type: none"> <li>▪ Completes facility and vehicle inspections, along with related follow-up.</li> <li>▪ Installs and reads water meters.</li> <li>▪ Acts as liaison between customers and customer service; provides on-site customer communication.</li> </ul>



	<ul style="list-style-type: none"> <li>▪ Demonstrates continuous effort to improve operations, decrease turnaround times, streamline work processes, and work cooperatively and jointly to provide quality seamless utility service.</li> <li>▪ Ensures that facilities and grounds are kept clean and orderly and comply with Company standards.</li> <li>▪ Performs other related duties as assigned.</li> </ul>
<b>COMPUTER SKILLS</b>	Required: MS Word, Excel; ability to learn internal software programs Preferred: Outlook
<b>ADDITIONAL SKILLS</b>	<ul style="list-style-type: none"> <li>▪ Ability to read meters, charts and gauges and accurately maintain records of plant operations.</li> <li>▪ Ability to read and comprehend written technical information and to communicate clearly and effectively, both verbally and in writing.</li> <li>▪ Ability to review, classify, categorize, prioritize and/or analyze data.</li> <li>▪ Ability to perform mathematical equations to determine chemical doses required for flow rates and proper treatment.</li> <li>▪ Ability to establish and maintain effective working relationships with the general public, co-workers and regulatory agencies.</li> <li>▪ Ability to follow verbal and written instructions.</li> <li>▪ Ability to operate, maneuver and/or control the actions of equipment, machinery, tools and/or materials used in performing essential functions.</li> </ul>
<b>EDUCATION</b>	Required: HS Diploma or GED
<b>CERTIFICATIONS/LICENSES</b>	Required: Currently holds second-level operator license, may be in the process of obtaining third-level license; must maintain a valid driver's license.
<b>EXPERIENCE</b>	Requires 3 – 5 years mechanical experience, including at least 3 years specializing in chemical treatment of water and/or wastewater and/or a minimum of 3 years in water and/or wastewater utility field with experience in the operation and maintenance of ground-water supplied water systems and associated distribution system.
<b>PHYSICAL DEMANDS</b>	Moderate to heavy physical demands, including lifting (75 lbs.), walking (10+ miles daily), climbing and mechanical repair.
<b>EQUIPMENT USED</b>	Handheld and/or Blackberry, laptop; water and/or wastewater facility equipment and machinery including pumps, aerators, chemical feed equipment, booster pumps, etc.; jack hammer and other construction equipment; may operate heavy equipment.
<b>TRAVEL REQUIRED</b>	Within service area.
<b>SHIFT</b>	May include weekend scheduling; on-call, emergency call duty and paid overtime may be required.
<b>ADDITIONAL COMMENTS</b>	This document describes typical duties and responsibilities and is not intended to limit management from assigning other work as desired.
<b>CONTACT INFORMATION</b>	

*Management maintains the right to assign or reassign duties and responsibilities at any time.  
This description is a working draft, subject to revision.*



Windows Explorer window showing the contents of a DVD RW Drive (D:) folder named "Supporting Docs - Response to Staff's First Data Request". The window title is "DVD RW Drive (D:) 100727\_1554". The address bar shows the path: "DVD RW Drive (D:) 100727\_1554 > Supporting Docs - Response to Staff's First Data Request".

The left sidebar shows the "Organize" menu and "Burn to disc" option. The main pane displays a table of files currently on the disc:

Name	Date modified	Type	Size
Files Currently on the Disc (12)			
Item 01	7/27/2010 3:28 PM	File folder	
Item 02	7/27/2010 3:28 PM	File folder	
Item 03	7/27/2010 3:28 PM	File folder	
Item 04	7/27/2010 3:29 PM	File folder	
Item 05	7/27/2010 3:30 PM	File folder	
Item 06	7/27/2010 3:34 PM	File folder	
Item 07	7/27/2010 3:35 PM	File folder	
Item 08	7/27/2010 3:41 PM	File folder	
Item 09	7/27/2010 3:42 PM	File folder	
Item 10	7/27/2010 3:42 PM	File folder	
Item 11	7/27/2010 3:43 PM	File folder	
Item 16	7/27/2010 3:43 PM	File folder	

The bottom status bar shows: "Item 09 Date modified: 7/27/2010 3:42 PM File folder".

Windows Explorer window showing the contents of a DVD RW Drive (D:) folder named "Supporting Docs - Response to Staff's First Data Request". The window title is "Supporting Docs - Response to Staff's First Data Request > Item 09". The address bar shows the path: "Supporting Docs - Response to Staff's First Data Request > Item 09".

The left sidebar shows the "Organize" menu and "Burn to disc" option. The main pane displays a table of files currently on the disc:

Name	Date modified	Type	Size
Files Currently on the Disc (5)			
B 11 Backup.pdf	6/11/2010 4:18 PM	PDF File	5,848 KB
B 11 Projects.pdf	7/27/2010 3:41 PM	PDF File	58 KB
B 11 Projects.xlsx	7/27/2010 3:41 PM	Microsoft Excel W...	11 KB
Corrected B-11 for Seminole County.pdf	7/27/2010 3:42 PM	PDF File	36 KB
Corrected B-11 for Seminole County.xlsx	7/27/2010 3:42 PM	Microsoft Excel W...	21 KB

The bottom status bar shows: "5 items".

Utilities, Inc. of Florida

Schedule of Deferred Maintenance Projects included in Schedule B-11

Docket No. 090462-WS

<u>Project Description</u>	<u>Asset Number</u>	<u>Total Cost</u>	<u>Allocated Amounts in Schedule B-11 by County</u>				
			<u>Marion</u>	<u>Orange</u>	<u>Pasco</u>	<u>Pinellas</u>	<u>Seminole</u>
HURRICANE DEF	100188	<b>58,894.41</b>	3,754.81	1,865.42	25,804.26	2,663.22	24,806.70
TANK MAINT (WTR)	100185	<b>12,500.00</b>	962.18	548.81	5,448.85	783.52	4,756.64
TANK MAINT (WTR)	100186	<b>93,673.20</b>	7,210.43	4,112.69	40,832.88	5,871.60	35,645.60
DEF CHGS-TANK MAINT&REP WTR	2002672	<b>228.58</b>	17.59	10.04	99.64	14.33	86.98

**Asset # 100188**



Hurricane Costs	Exp	OT	Total
61	1,250.00	249.58	1,499.58
62	4,756.50	949.71	5,706.21
64	5,237.90	1,045.83	6,283.73
66	24,691.62	4,930.08	29,621.70
67	20,146.54	4,022.58	24,169.12
68	6,651.05	1,327.99	7,979.04
69	3,814.36	761.60	4,575.96
72	19,161.16	3,825.84	22,987.00
73	11,860.00	2,368.04	14,228.04
88	6,520.45	1,301.91	7,822.36
89	11,860.00	2,368.04	14,228.04
90	48,808.15	9,745.34	58,553.49
91	36,102.28	7,208.41	43,310.69
101	68,667.69	13,710.62	82,378.31
103	17,809.39	3,555.93	21,365.32
104	2,700.00	539.10	3,239.10
105	2,258.71	450.99	2,709.70
106	2,067.05	412.72	2,479.77
107	3,105.11	619.99	3,725.10
108	31,491.44	6,287.78	37,779.22
109	4,881.94	974.76	5,856.70
	<u>333,841.34</u>	<u>66,656.84</u>	<u>400,498.18</u>

GFH

PERSONNEL	HOURS			EARNINGS			GROSS	STATUTORY DEDUCTIONS		VOLUNTARY DEDUCTIONS				NET PAY	
	Reg	O/T	Hours 3&4	Reg	O/T	Earnings 3&4		Earnings 5	Federal	State/Local					
ABBOTT, LORETTA ELLEN File: 098669 Dept: 001002 Rate: 971.16	80.00	2.00		971.16	36.42			1,007.58	120.46 FIT 60.89 SS 14.24 MED	766.45 X DEPST 20.77 I MEDICA	4.62 H DENTAL 20.15 K 401K			Voucher# 350001 <input type="checkbox"/>	.00
BARANSKA, DEBORA DIANNE File: 098781 Dept: 001002 Rate: 930.39	80.00			930.39				930.39	110.70 FIT 55.61 SS 13.00 MED	717.61 X DEPST 28.85 I MEDICA	4.62 H DENTAL			Voucher# 350002 <input type="checkbox"/>	.00
BELANSKY, LEAH NELL File: 098670 Dept: 001002 Rate: 1108.40	80.00	1.50	1.50	1,108.40	31.17	20.78		1,160.35	134.09 FIT 70.94 SS 16.59 MED	847.19 X DEPST 17.41 13 LOAN1 4.02 33 INTENS	58.02 K 401K 12.09 30 CANCER			Voucher# 350003 <input type="checkbox"/>	.00
BENNETT, KIMBERLY J File: 000766 Dept: 001002 Rate: 1019.24	80.00	69.75		1,019.24	1273.29			2,292.53	234.13 FIT 132.90 SS 31.08 MED	1612.35 X DEPST 11.54 H DENTAL 91.70 K 401K 24.92 30 CANCER 17.68 35 ACCDEN	.97 D DEPINS 69.23 I MEDICA 40.46 13 LOAN1 25.57 32 HOSPIT			Voucher# 350004 <input type="checkbox"/>	.00
CEBALLOS, ISABEL File: 098986 Dept: 001002 Rate: 961.54	80.00			961.54				961.54	55.86 FIT 59.53 SS 12.52 MED	741.55 X DEPST 86.54 I MEDICA	11.54 H DENTAL			Voucher# 350005 <input type="checkbox"/>	.00
CHRISTIAN, ELISE S File: 098885 Dept: 001002 Rate: 1644.24	80.00	2.00		1,644.24	41.11			1,685.35	270.18 FIT 101.06 SS 23.63 MED	974.29 X DEPST 6.92 H DENTAL 259.84 13 LOAN1	.97 D DEPINS 48.46 I MEDICA			Voucher# 350006 <input type="checkbox"/>	.00
HOLLOWAY, MICHAEL J File: 000489 Dept: 001002 Rate: 1115.39	80.00	8.00		1,115.39	111.54			1,003.85	130.88 FIT 60.67 SS 14.19 MED	692.41 X DEPST 20.77 I MEDICA	4.62 H DENTAL 80.31 K 401K			Voucher# 350007 <input type="checkbox"/>	.00
PAULK, STELLA LYNETTE File: 000701 Dept: 001002 Rate: 1202.89	80.00			1,202.89				1,202.89	71.24 FIT 72.51 SS 16.96 MED	882.87 X DEPST 28.85 I MEDICA 41.64 13 LOAN1	4.62 H DENTAL 84.20 K 401K			Voucher# 350008 <input type="checkbox"/>	.00
RAPONI, ANN MARGARET File: 098717 Dept: 001002 Rate: 1063.85	80.00			1,063.85				1,063.85	71.21 FIT 59.88 SS 14.01 MED	820.67 X DEPST 86.54 I MEDICA	11.54 H DENTAL			Voucher# 350009 <input type="checkbox"/>	.00

PERSONNEL	HOURS			EARNINGS				GROSS	STATUTORY DEDUCTIONS		VOLUNTARY DEDUCTIONS				NET PAY <input checked="" type="checkbox"/>	
	Reg	O/T	Hours 3&4	Reg	O/T	Earnings 3&4	Earnings 5		Federal	State/Local						
ATLIFF, JOSEPHINE EBLACAS File: 000605 Dept: 001002 Rate: 999.24	80.00		2.50-	999.24		31.23-		968.01	36.95 FIT 56.58 SS 13.23 MED		686.92 X DEPST 6.92 H DENTAL 116.16 K 401K	.97 D DEPINS 48.46 I MEDICA 1.82 L LIFE		Voucher# 350010 <input type="checkbox"/>	.00	
LLITOE, JACQUELINE MARIE File: 098989 Dept: 001002 Rate: 846.16	80.00			846.16				846.16	75.18 FIT 50.39 SS 11.78 MED		675.34 X DEPST 28.85 I MEDICA	4.62 H DENTAL		Voucher# 350011 <input type="checkbox"/>	.00	
ROVINGER, FERRELLYN LONG File: 098648 Dept: 001002 Rate: 1054.62	80.00	28.75		1,054.62	568.51			1,623.13	189.89 FIT 89.67 SS 20.97 MED		1037.68 X DEPST 11.54 H DENTAL 97.39 K 401K 98.15 Q MEDFSA	.97 D DEPINS 69.23 I MEDICA 9.64 L LIFE		Voucher# 350012 <input type="checkbox"/>	.00	
DEPT TOTAL 001002	960.00	REG		12,917.12	REG		1,909.39	O/T		1,500.77	FIT		12,178.03	TOTAL DEDUCTIONS	12 Pays <input type="checkbox"/>	.00
	102.00	O/T		30.66	EARNINGS 3		111.54	EARNINGS 4		864.63	SS					
	1.00	HOURS 3		.00	EARNINGS 5		14,745.63	GROSS		202.20	MED					
	8.00-	HOURS 4														

COURS ANALYSIS:	7.00-																
EARNINGS ANALYSIS:	80.88-																
VOLUNTARY DED. ANALYSIS:	3.88	D DEPINS		83.10	H DENTAL		536.55	I MEDICA		547.93	K 401K						
	11.46	L LIFE		96.15	Q MEDFSA		10,455.33	X DEPST		359.35	13 LOAN1						
	37.01	30 CANCER		25.57	32 HOSPIT		4.02	33 INTENS		17.68	35 ACCDEN						
TAXABLE ANALYSIS																	
FEDERAL TAXABLES:	13,397.62	FIT		745.10	FUTA		13,945.55	SS EE		13,945.55	SS ER		13,945.55	MED EE		13,945.55	MED ER
MI/DI TAXABLES:	745.10	FL															

REG

PERSONNEL	HOURS			EARNINGS			GROSS	STATUTORY DEDUCTIONS		VOLUNTARY DEDUCTIONS	NET PAY <input checked="" type="checkbox"/>
	Reg	O/T	Hours 3&4	Reg	O/T	Earnings 3&4		Earnings 5	Federal		
CHANDLER, MATTHEW R. File: 098712 Dept: 001003 Rate: 13.1500	46.25			608.19							
				608.19				44.50 FIT 37.71 SS 8.82 MED		517.16 X DEPST	Voucher# 350013 <input type="checkbox"/>
NOELL, SANDRA L File: 098793 Dept: 001003 Rate: 12.7300	75.00			954.75							
				954.75				69.56 FIT 59.19 SS 13.84 MED		812.16 X DEPST	Voucher# 350014 <input type="checkbox"/>
DEPT TOTAL 001003	121.25 REG .00 O/T .00 HOURS 3 .00 HOURS 4			1,562.94 REG .00 EARNINGS 3 .00 EARNINGS 5	.00 O/T .00 EARNINGS 4		1,562.94 GROSS	114.06 FIT 96.90 SS 22.66 MED		1,329.32 TOTAL DEDUCTIONS	2 Pays <input type="checkbox"/> .00
VOLUNTARY DED. ANALYSIS: 1,329.32 X DEPST											

TAXABLE ANALYSIS  
FEDERAL TAXABLES: 1,562.94 FIT .00 FUTA 1,562.94 SS EE 1,562.94 SS ER 1,562.94 MED EE 1,562.94 MED ER

REG



PERSONNEL	HOURS			EARNINGS			GROSS	STATUTORY DEDUCTIONS		VOLUNTARY DEDUCTIONS			NET PAY	✓
	Reg	O/T	Hours 3&4	Reg	O/T	Earnings 3&4		Earnings 5	Federal	State/Local				
BENDROTH, THOMAS W File: 098839 Dept: 001004 Rate: 1096.38	80.00	48.00		1,096.38	986.75		2,083.13	224.10 FIT 123.08 SS 28.78 MED		1593.59 X DEPST 11.54 H DENTAL 14.53 L LIFE	.97 D DEPINS 86.54 I MEDICA		Voucher# 350015	** <input type="checkbox"/>
DAY, JAMES ROGER File: 098840 Dept: 001004 Rate: 858.87	80.00	39.00		858.87	628.05		1,486.92	221.05 FIT 90.11 SS 21.07 MED		1121.22 X DEPST 28.85 I MEDICA	4.62 H DENTAL		Voucher# 350016	** <input type="checkbox"/>
LEN IV, JAMES J. File: 099007 Dept: 001004 Rate: 1000.00	80.00	9.00		1,000.00	168.75		1,168.75	127.89 FIT 72.17 SS 16.88 MED		947.19 X DEPST	4.62 H DENTAL		Voucher# 350017	<input type="checkbox"/>
ANDERSON, DANIEL File: 000529 Dept: 001004 Rate: 1426.86	80.00	18.50		1,426.86	494.94		1,921.80	259.11 FIT 114.14 SS 26.69 MED		1052.79 X DEPST 11.54 H DENTAL 96.09 K 401K	125.00 Y CHECKN 69.23 I MEDICA 167.21 13 LOAN1		Voucher# 350018	** <input type="checkbox"/>
ARMSTRONG, SCOTT File: 098732 Dept: 001004 Rate: 882.01	80.00			882.01			882.01	95.53 FIT 52.50 SS 12.28 MED		664.22 X DEPST 20.77 I MEDICA 9.83 35 ACCDEN	4.62 H DENTAL 17.64 K 401K 4.62 36 DISAB		Voucher# 350019	<input type="checkbox"/>
CKER, JEFFREY S File: 000746 Dept: 001004 Rate: 1352.71	80.00	22.00		1,352.71	557.99		1,910.70	198.92 FIT 116.22 SS 27.18 MED		1471.18 X DEPST 20.77 I MEDICA 10.80 35 ACCDEN	4.62 H DENTAL 57.32 K 401K 3.69 36 DISAB		Voucher# 350020	** <input type="checkbox"/>
SHOP, ALVIN MICHAEL File: 098906 Dept: 001004 Rate: 864.36	80.00	10.50		864.36	170.17		1,034.53	121.32 FIT 62.06 SS 14.51 MED		803.17 X DEPST 28.85 I MEDICA	4.62 H DENTAL		Voucher# 350021	<input type="checkbox"/>
ASCO, CHRISTOPHER J File: 098706 Dept: 001004 Rate: 903.27	80.00	5.00		903.27	56.45		959.72	110.10 FIT 57.43 SS 13.44 MED		744.41 X DEPST 28.85 I MEDICA	4.62 H DENTAL .87 L LIFE		Voucher# 350022	<input type="checkbox"/>
ISQUE, RALPH LVAREZ File: 098725 Dept: 001004 Rate: 1005.82	80.00	15.00		1,005.82	282.89		1,288.71	115.79 FIT 79.90 SS 18.68 MED		1047.60 X DEPST 25.77 K 401K	.97 D DEPINS		Voucher# 350023	** <input type="checkbox"/>

REG

PERSONNEL	HOURS		EARNINGS		GROSS	STATUTORY DEDUCTIONS		VOLUNTARY DEDUCTIONS		NET PAY	✓	
	Reg	O/T	Hours 3&4	Reg		O/T	Earnings 3&4	Earnings 5	Federal			State/Local
BUONO, ROBERT A File: 098805 Dept: 001004 Rate: 874.59	80.00	13.00		874.59	213.18							
						1,087.77	97.78 FIT 66.73 SS 15.60 MED	896.12 X DEPST	11.54 H DENTAL	Voucher# 350024	<input type="checkbox"/>	.00
CALLAHAN, ROBERT L File: 098966 Dept: 001004 Rate: 998.40	80.00	17.50		998.40	327.60							
						1,326.00	120.22 FIT 80.13 SS 18.74 MED	1073.44 X DEPST 28.85 I MEDICA	4.62 H DENTAL	Voucher# 350025	<input type="checkbox"/>	.00
CARVER, NATHANIEL Q. File: 099022 Dept: 001004 Rate: 1380.00	80.00			1,380.00								
						1,380.00	47.61 FIT 85.56 SS 20.01 MED			Check# 31031825	<input type="checkbox"/>	1,226.82
COOPER, ROBERT K File: 000714 Dept: 001004 Rate: 966.42	80.00	58.00		966.42	1050.99							
						2,017.41	322.16 FIT 122.69 SS 28.69 MED	1401.14 X DEPST 20.77 I MEDICA 5.86 32 HOSPIT 3.23 36 DISAB	4.62 H DENTAL 100.87 K 401K 7.38 35 ACCDEN	Voucher# 350026	<input type="checkbox"/>	.00
CRAIN, SILAS M. File: 098928 Dept: 001004 Rate: 1191.32	80.00	21.00	4.00	1,191.32	469.08	59.57						
						1,719.97	282.68 FIT 106.64 SS 24.94 MED	1305.71 X DEPST		Voucher# 350027	<input type="checkbox"/>	.00
CROW, ROBB DOUGLAS File: 098724 Dept: 001004 Rate: 1060.31	80.00			1,060.31								
						1,060.31	43.34 FIT 60.73 SS 14.21 MED	861.26 X DEPST 69.23 I MEDICA	11.54 H DENTAL	Voucher# 350028	<input type="checkbox"/>	.00
DE PEDRO, JOSE FERNANDO File: 098969 Dept: 001004 Rate: 1380.40	80.00	1.00		1,380.40	25.88							
						1,406.28	91.82 FIT 83.18 SS 19.46 MED	1147.21 X DEPST 57.69 I MEDICA	6.92 H DENTAL	Voucher# 350029	<input type="checkbox"/>	.00
EBERT, HAROLD B File: 000717 Dept: 001004 Rate: 1015.50	80.00			1,015.50								
						1,015.50	51.37 FIT 54.07 SS 12.64 MED	694.31 X DEPST 11.54 H DENTAL 50.78 K 401K 18.37 30 CANCER 7.68 33 INTENS 2.91 36 DISAB	.97 D DEPINS 69.23 I MEDICA 5.08 L LIFE 23.95 32 HOSPIT 12.60 35 ACCDEN	Voucher# 350030	<input type="checkbox"/>	.00
EBERT, SHAWN MICHAEL File: 098916 Dept: 001004 Rate: 814.42	80.00	11.00		814.42	167.97							
						982.39	64.01 FIT 56.90 SS 13.31 MED	783.56 X DEPST 57.69 I MEDICA	6.92 H DENTAL	Voucher# 350031	<input type="checkbox"/>	.00

PRINT

PERSONNEL	HOURS			EARNINGS			GROSS	STATUTORY DEDUCTIONS		VOLUNTARY DEDUCTIONS				NET PAY	✓
	Reg	O/T	Hours 3&4	Reg	O/T	Earnings 3&4		Earnings 5	Federal	State/Local					
DER,JEFFREY C. File: 098665 Dept: 001004 Date: 1060.51	80.00	66.00		1,060.51	1312.38		2,372.89	399.40 FIT 142.98 SS 33.43 MED		1725.68 X DEPST 48.46 I MEDICA 7.38 35 ACCDEN	6.92 H DENTAL 4.02 30 CANCER 4.62 36 DISAB		Voucher# 350032	** <input type="checkbox"/>	.00
NEHIRSH,JEFFREY File: 098750 Dept: 001004 Date: 864.36	80.00	28.00		864.36	453.79		1,318.15	166.65 FIT 77.86 SS 18.21 MED		992.25 X DEPST 57.69 I MEDICA	4.62 H DENTAL .87 L LIFE		Voucher# 350033	** <input type="checkbox"/>	.00
ARCIA JR,ISMAEL File: 098677 Dept: 001004 Date: 1274.40	80.00	40.00		1,274.40	955.80		2,230.20	403.89 FIT 136.70 SS 31.97 MED		1632.25 X DEPST 20.77 I MEDICA	4.62 H DENTAL		Voucher# 350034	** <input type="checkbox"/>	.00
VALETZ,MICHAEL OHN File: 030568 Dept: 001004 Clock: 02/28 Date: 1374.01	80.00	15.50		1,374.01	399.32		1,773.33	180.23 FIT 104.94 SS 24.54 MED		1248.99 X DEPST 11.54 H DENTAL 132.89 13 LOAN	.97 D DEPINS 69.23 I MEDICA		Voucher# 350035	** <input type="checkbox"/>	.00
ENTILUCCI, DOMENIC VINCENT File: 000524 Dept: 001004 Date: 1456.16	80.00	28.50	8.00	1,456.16	778.14	145.62	2,379.92	435.02 FIT 144.12 SS 33.70 MED		1616.50 X DEPST 48.46 I MEDICA	6.92 H DENTAL 95.20 K 401K		Voucher# 350036	** <input type="checkbox"/>	.00
DWIN,PATRICK YNSEY File: 098971 Dept: 001004 Date: 1280.00	80.00	47.00		1,280.00	1128.00		2,408.00	165.52 FIT 143.21 SS 33.50 MED		.97 D DEPINS 11.54 H DENTAL 261.54 75 CSPPRT	2.00 G GARNFE 86.54 I MEDICA		Check# 31031826	** <input type="checkbox"/>	1,703.18
DWIN,DOUGLAS File: 000720 Dept: 001004 Date: 1366.14	80.00		4.00	1,366.14	68.31		1,434.45	137.70 FIT 87.36 SS 20.43 MED		1163.57 X DEPST 20.77 I MEDICA	4.62 H DENTAL		Voucher# 350037	** <input type="checkbox"/>	.00
INTHER,MATHEW JOSEPH File: 000365 Dept: 001004 Clock: 03/12 Date: 1200.00	80.00		73.00	1,200.00	1,095.00		2,295.00	389.41 FIT 140.50 SS 32.86 MED		1703.38 X DEPST	28.85 I MEDICA		Voucher# 350038	** <input type="checkbox"/>	.00
BERY,STEPHEN J File: 000680 Dept: 001004 Clock: 03/14 Date: 1743.67	80.00	3.50		1,743.67	114.44		1,858.31	173.98 FIT 109.75 SS 25.67 MED		1453.33 X DEPST 11.54 H DENTAL 7.38 35 ACCDEN	.97 D DEPINS 69.23 I MEDICA 6.46 36 DISAB		Voucher# 350039	** <input type="checkbox"/>	.00

REG

PERSONNEL	HOURS			EARNINGS			GROSS	STATUTORY DEDUCTIONS		VOLUNTARY DEDUCTIONS				NET PAY	✓	
	Reg	O/T	Hours 3&4	Reg	O/T	Earnings 3&4		Earnings 5	Federal	State/Local						
HAHN, JERRY LAWRENCE File: 000591 Dept: 001004 Rate: 930.30	80.00			930.30			930.30	81.72 FIT 54.24 SS 12.68 MED		573.23 X DEPST 2.00 G GARNFE 48.46 I MEDICA .87 L LIFE 106.06 75 CSPPRT	.97 D DEPINS 6.92 H DENTAL 18.61 K 401K 24.52 13 LOAN1			Voucher# 350040	<input type="checkbox"/>	.00
HOLLISTER, JIMMIE H File: 098668 Dept: 001004 Rate: 885.24	80.00	52.00		865.24	863.11		1,748.35	264.10 FIT 106.37 SS 24.87 MED		1246.62 X DEPST 20.77 I MEDICA 7.38 35 ACCDEN	4.62 H DENTAL 69.93 K 401K 3.69 36 DISAB			Voucher# 350041	<input type="checkbox"/>	.00
HOLSAPPLE, ROGER E File: 000499 Dept: 001004 Rate: 1253.13	80.00	12.50		1,253.13	293.70		1,546.83	245.31 FIT 94.33 SS 22.07 MED		1016.76 X DEPST 20.77 I MEDICA 112.03 13 LOAN1	4.62 H DENTAL 30.94 K 401K			Voucher# 350042	<input type="checkbox"/>	.00
HUMPHREY JR, JOHN WILLIS File: 000702 Dept: 001004 Rate: 987.26	80.00			987.26			987.26	89.25 FIT 56.20 SS 13.15 MED		747.89 X DEPST 69.23 I MEDICA	11.54 H DENTAL			Voucher# 350043	<input type="checkbox"/>	.00
IAGGI, SCOTT T File: 098768 Dept: 001004 Rate: 1310.98	80.00			1,310.98			1,310.98	95.41 FIT 77.28 SS 18.07 MED		.97 D DEPINS 57.69 I MEDICA	6.92 H DENTAL			Check# 31031827	<input type="checkbox"/>	1,054.64
KEYES, THOMAS E File: 099017 Dept: 001004 Rate: 1600.00	80.00	16.00		1,600.00	480.00		2,080.00	98.43 FIT 122.88 SS 28.74 MED		1731.87 X DEPST 86.54 I MEDICA	11.54 H DENTAL			Voucher# 350044	<input type="checkbox"/>	.00
LEARNED, SCOTT C File: 000758 Dept: 001004 Rate: 948.89	80.00	38.00		948.89	676.08		1,624.97	52.11 FIT 95.74 SS 22.39 MED		1368.34 X DEPST 11.54 H DENTAL 4.65 L LIFE	.97 D DEPINS 69.23 I MEDICA			Voucher# 350045	<input type="checkbox"/>	.00
LEE, GREGORY J File: 000704 Dept: 001004 Rate: 1621.97	80.00			1,621.97			1,621.97	261.83 FIT 98.99 SS 23.15 MED		1212.61 X DEPST 20.77 I MEDICA	4.62 H DENTAL			Voucher# 350046	<input type="checkbox"/>	.00
LISLE JR., JOHN DAYTON File: 099006 Dept: 001004 Rate: 1240.00	80.00	9.00		1,240.00	209.25		1,449.25	129.02 FIT 83.77 SS 19.59 MED		535.89 X DEPST 5.00 G GARNFE 86.54 I MEDICA	.97 D DEPINS 11.54 H DENTAL 576.93 75 CSPPRT			Voucher# 350047	<input type="checkbox"/>	.00

PERSONNEL	HOURS			EARNINGS				GROSS	STATUTORY DEDUCTIONS		VOLUNTARY DEDUCTIONS				NET PAY
	Reg	O/T	Hours 3&4	Reg	O/T	Earnings 3&4	Earnings 5		Federal	State/Local					
ALEXANDER File: 099001 Dept: 001004 Rate: 1260.00	80.00	3.00		1,260.00	70.88			1,330.88	160.89 FIT 76.43 SS 17.88 MED		977.60 X DEPST 86.54 I MEDICA	11.54 H DENTAL		Voucher# 350048 .00	
ARTIN, DUANE L File: 098887 Dept: 001004 Rate: 926.84	80.00	17.00	✓	926.84	295.43			1,222.27	109.04 FIT 71.78 SS 16.79 MED		959.08 X DEPST 6.92 H DENTAL	.97 D DEPINS 57.69 I MEDICA		Voucher# 350049 .00	
CPEEKS, JEFFREY File: 098661 Dept: 001004 Rate: 924.93	80.00			924.93				924.93	106.09 FIT 55.77 SS 13.04 MED		724.64 X DEPST 20.77 I MEDICA	4.62 H DENTAL		Voucher# 350050 .00	
CPHEE, ALLSON STEVENSON File: 099011 Dept: 001004 Rate: 1140.00	80.00		8.00-	1,140.00	114.00-			1,026.00	26.25 FIT 57.53 SS 13.46 MED		459.84 S SAVNG1 11.54 H DENTAL 202.76 75 CSPPRT	7.00 G GARNFE 86.54 I MEDICA 161.08 76 CSPPRT		Voucher# 350051 .00	
ERICLE, ROY J File: 099012 Dept: 001004 Rate: 1180.00	80.00	2.00	✓	1,180.00	44.25			1,224.25	64.52 FIT 71.90 SS 16.82 MED		1005.43 X DEPST 6.92 H DENTAL	.97 D DEPINS 57.69 I MEDICA		Voucher# 350052 .00	
ONAT, MICHAEL PAUL File: 098877 Dept: 001004 Rate: 942.62	80.00	28.50	✓	942.62	503.71			1,446.33	119.74 FIT 83.60 SS 19.55 MED		1125.36 X DEPST 86.54 I MEDICA	11.54 H DENTAL		Voucher# 350053 .00	
VERTON, MICHAEL File: 098726 Dept: 001004 Rate: 1060.85	80.00	20.00	✓	1,060.85	397.82			1,458.67	133.03 FIT 85.43 SS 19.98 MED		1138.49 X DEPST 11.54 H DENTAL	.97 D DEPINS 69.23 I MEDICA		Voucher# 350054 .00	
BRISH, RAYMOND LAN File: 099003 Dept: 001004 Rate: 1180.00	80.00	7.00	pd	1,180.00	154.88			1,334.88	103.67 FIT 80.69 SS 18.88 MED		1098.17 X DEPST 28.85 I MEDICA	4.62 H DENTAL		Voucher# 350055 .00	
OUTS, STEVE L. File: 098940 Dept: 001004 Rate: 1339.84	80.00	17.00	✓	1,339.84	427.07			1,766.91	142.63 FIT 104.18 SS 24.37 MED		1409.19 X DEPST	86.54 I MEDICA		Voucher# 350056 .00	

REG



PERSONNEL	HOURS			EARNINGS			GROSS	STATUTORY DEDUCTIONS		VOLUNTARY DEDUCTIONS				NET PAY	✓
	Reg	O/T	Hours 3&4	Reg	O/T	Earnings 3&4		Earnings 5	Federal	State/Local					
<b>HUE, MICKEY A</b> File: 000710 Dept: 001004 Rate: 1152.71	80.00	30.00 ✓		1,152.71	648.40		1,801.11	172.34 FIT 108.38 SS 25.34 MED		1333.90 48.46	X DEPST I MEDICA	4.62 108.07	H DENTAL K 401K	Voucher# 350066	** <input type="checkbox"/>
															.00
<b>GAFFORD, THOMAS HEADORE</b> File: 098850 Dept: 001004 Rate: 1118.36	80.00	19.00 ✓		1,118.36	398.42		1,516.78	188.23 FIT 90.61 SS 21.19 MED		772.56 6.92 .73 255.00	X DEPST H DENTAL L LIFE 76 CSPPRT	3.00 48.46 130.08	G GARNFE I MEDICA 75 CSPPRT	Voucher# 350067	<input type="checkbox"/>
															.00
<b>TEGER, ELISA AATARLO</b> File: 098858 Dept: 001004 Rate: 871.05	80.00			871.05			871.05	101.80 FIT 51.93 SS 12.14 MED		670.74 4.62	X DEPST H DENTAL	.97 28.85	D DEPINS I MEDICA	Voucher# 350068	<input type="checkbox"/>
															.00
<b>JDOL, COREY F</b> File: 000652 Dept: 001004 Rate: 1208.81	80.00	9.00 ✓		1,208.81	203.99		1,412.80	148.67 FIT 86.02 SS 20.12 MED		1047.83 20.77	X DEPST I MEDICA	4.62 84.77	H DENTAL K 401K	Voucher# 350069	** <input type="checkbox"/>
															.00
<b>VEGHEIMER, AMES A</b> File: 000721 Dept: 001004 Rate: 1554.36	80.00	20.00 ✓		1,554.36	582.89		2,137.25	373.15 FIT 129.07 SS 30.19 MED		1548.49 6.92	X DEPST H DENTAL	.97 48.46	D DEPINS I MEDICA	Voucher# 350070	** <input type="checkbox"/>
															.00
<b>VIFT, DAVID ORRE</b> File: 098723 Dept: 001004 Rate: 1047.54	80.00	12.00 ✓		1,047.54	235.70		1,283.24	140.74 FIT 77.49 SS 18.12 MED		1009.77 28.85	S SAVNG1 I MEDICA	4.62 3.65	H DENTAL L LIFE	Voucher# 350071	** <input type="checkbox"/>
															.00
<b>CZEPKOWSKI, STEPHEN A</b> File: 000360 Dept: 001004 Lock: 03/14 Rate: 1448.22	80.00	7.00 ✓		1,448.22	190.08		1,638.30	248.42 FIT 98.14 SS 22.95 MED		1212.44 6.92	X DEPST H DENTAL	.97 48.46	D DEPINS I MEDICA	Voucher# 350072	** <input type="checkbox"/>
															.00
<b>YLOR, DONALD DWARD</b> File: 000722 Dept: 001004 Rate: 1570.31	80.00	38.00 ✓		1,570.31	1118.85		2,689.16	455.61 FIT 162.86 SS 38.09 MED		1601.97 4.62 215.13 3.46 3.75 29.72	X DEPST H DENTAL K 401K 31 CANCER 33 INTENS 36 DISAB	120.00 20.77 12.09 13.71 7.38	Y CHECKN I MEDICA 30 CANCER 32 HOSPIT 35 ACCDEN	Voucher# 350073	** <input type="checkbox"/>
															.00

REG

PERSONNEL	HOURS			EARNINGS			GROSS	STATUTORY DEDUCTIONS		VOLUNTARY DEDUCTIONS				NET PAY	✓		
	Reg	O/T	Hours 3&4	Reg	O/T	Earnings 3&4		Earnings 5	Federal	State/Local							
VANMETER JR, NATHAN Z File: 000613 Dept: 001004 Rate: 1368.97	80.00	8.75	✓	1,368.97		224.60											
							1,593.57	210.97	FIT	1106.42	X	DEPST	11.54	H	DENTAL	Voucher# 350074	**
								93.79	SS	69.23	I	MEDICA	79.68	K	401K		<input type="checkbox"/>
								21.94	MED								.00
WHITE, RONALD D File: 000723 Dept: 001004 Rate: 1352.89	80.00	56.00	✓	1,352.89		1420.53											
							2,773.42	165.11	FIT	20.00	S	SAVNG1	2218.24	X	DEPST	Voucher# 350075	**
								166.10	SS	11.54	H	DENTAL	69.23	I	MEDICA		<input type="checkbox"/>
								38.85	MED	31.90	13	LOAN1	13.62	35	ACCDEN		.00
										18.83	36	DISAB					
WINKLER, DAVID C File: 000686 Dept: 001004 Rate: 1134.78	80.00	32.00	✓	1,134.78		680.87											
							1,815.65	180.81	FIT	1352.05	X	DEPST	143.89	13	LOAN1	Voucher# 350076	**
								112.57	SS								<input type="checkbox"/>
								26.33	MED								.00
YINGLING, JAMES DENNIS File: 000612 Dept: 001004 Rate: 969.25	80.00			969.25													
							969.25	51.69	FIT	817.25	X	DEPST	4.62	H	DENTAL	Voucher# 350077	**
								58.52	SS	20.77	I	MEDICA	2.72	L	LIFE		<input type="checkbox"/>
								13.68	MED								.00
ZUBEK, CARL ANDREW File: 000673 Dept: 001004 Rate: 1216.32	80.00	3.00	ND	1,216.32		68.42											
							1,284.74	122.99	FIT	995.32	X	DEPST	6.92	H	DENTAL	Voucher# 350078	**
								75.07	SS	48.46	I	MEDICA	18.42	30	CANCER		<input type="checkbox"/>
								17.56	MED								.00
DEPT TOTAL 001004	5,360.00	REG		78,309.20	REG	24,361.91	O/T	11,320.94	FIT	81,012.96	TOTAL DEDUCTIONS				67	Pays	<input type="checkbox"/>
	1,107.25	O/T		1,424.95	EARNINGS 3	114.00	EARNINGS 4	6,210.93	SS								3,984.64
	94.00	HOURS 3		.00	EARNINGS 5	103,982.06	GROSS	1,452.59	MED								
	8.00	HOURS 4															

HOURS ANALYSIS:	86.00																
EARNINGS ANALYSIS:	1,310.95																
VOLUNTARY DED. ANALYSIS:	19.40	D	DEPINS	19.00	G	GARNFE	458.84	H	DENTAL	3,053.62	I	MEDICA					
	1,255.18	K	401K	41.26	L	LIFE	1,639.61	S	SAVNG1	71,512.67	X	DEPST					
	245.00	Y	CHECKN	681.54	13	LOAN1	52.90	30	CANCER	3.46	31	CANCER					
	92.53	32	HOSPIT	19.11	33	INTENS	128.20	35	ACCDEN	97.17	36	DISAB					
	1,277.39	75	CSPPRT	416.08	76	CSPPRT											
TAXABLE ANALYSIS																	
FEDERAL TAXABLES:	98,921.68	FIT	7,396.35	FUTA	100,176.86	SS EE	100,176.86	SS ER	100,176.86	MED EE	100,176.86	MED ER					
SUI/DI TAXABLES:	7,396.35	FL															



PERSONNEL	HOURS			EARNINGS			GROSS	STATUTORY DEDUCTIONS		VOLUNTARY DEDUCTIONS	NET PAY <input checked="" type="checkbox"/>
	Reg	O/T	Hours 3&4	Reg	O/T	Earnings 3&4		Earnings 5	Federal		
ROOKS, CHANNING SCOTT File: 098961 Dept: 001005 Rate: 9.5000	79.00			750.50				65.85 FIT 46.53 SS 10.88 MED		627.24 X DEPST	Voucher# 350079 <input type="checkbox"/> .00
ISCOCK, TODD DAVID File: 098767 Dept: 001005 Rate: 14.9800	69.00	8.50		1,033.62	191.00		1,224.62	158.84 FIT 75.92 SS 17.75 MED		972.11 X DEPST	Voucher# 350080 <input type="checkbox"/> .00
DHNS, RALPH File: 042472 Dept: 001005 Clock: 03/12 Rate: 13.9400	32.00			446.08			446.08	63.84 FIT 27.65 SS 6.47 MED			Check# 31031828 <input type="checkbox"/> 348.12
LLITOE, KATHY ANN File: 008984 Dept: 001005 Rate: 12.3400	33.00			407.22			407.22	9.95 FIT 25.25 SS 5.90 MED		366.12 X DEPST	Voucher# 350081 <input type="checkbox"/> .00
LLITOE, TERRY WAYNE File: 000667 Dept: 001005 Rate: 12.3400	18.00			222.12			222.12	17.02 FIT 13.77 SS 3.22 MED		188.11 X DEPST	Voucher# 350082 <input type="checkbox"/> .00
DEPT TOTAL 001005	231.00	8.50	.00	2,859.54	191.00	3,050.54		315.50 FIT 189.12 SS 44.22 MED		2,153.58 TOTAL DEDUCTIONS	5 Pays <input type="checkbox"/> 348.12

REG

VOLUNTARY DED. ANALYSIS: 2,153.58 X DEPST											
TAXABLE ANALYSIS											
FEDERAL TAXABLES: 3,050.54 FIT 629.34 FUTA 3,050.54 SS EE 3,050.54 SS ER 3,050.54 MED EE 3,050.54 MED ER											
FL/DI TAXABLES: 629.34 FL											

NON-EXEMPT PAYROLL TIMESHEET

EMPLOYEE'S NAME Ralph Cook

LOCATION W. Col., S.C.

PAY PERIOD 8/4/2004 THROUGH 8/17/2004

FILE NUMBER 13513

(BOLDED AREA FOR OFFICE USE)

DAY OF WEEK	MONTH-DAY	REGULAR HOURS	ADDITIONAL HOURS	COMMENTS/EXPLANATIONS
WED.	8/4/2004	8		
THURS.	8/5/2004	8	1	374 Plant
FRI.	8/6/2004	8		
SAT.	8/7/2004			
SUN.	8/8/2004			
MON.	8/9/2004	8		
TUES.	8/10/2004	8		

OVERTIME TO BE REIMBURSED

Total hours 40 1

WED.	8/11/2004	8		
THURS.	8/12/2004	8	1	374 Plant
FRI.	8/13/2004	8		
SAT.	8/14/2004		10.	#680 HURRICANE RESPONSE
SUN.	8/15/2004		13.5	#680 HURRICANE RESPONSE
MON.	8/16/2004	8	5	#680 HURRICANE RESPONSE
TUES.	8/17/2004	8	4	#680 HURRICANE RESPONSE


32.50  
Charlie

Total hours: 40 33.5

GRAND TOTAL 80 34.5

ABSENCE CODES:
J = Jury Duty
B = Funeral/Bereavement
V = Vacation
S = Sick
W/C = Worker's Comp.
H = Personal Floating Holiday
F = Family Medical Leave (call Northmark before using this code)

Regular Hours also include hours for "excused absences" (i.e. vacation time, sick time, jury duty, etc.) and would be noted in the comments sections

This time sheet is a true record of all regular time and overtime to be reimbursed for this pay period.

EMPLOYEE SIGNATURE Ralph H. Cook DATE 8-17-04

SUPERVISOR SIGNATURE Larry Bodie DATE 8-18-04

ML (BTR)

**NON-EXEMPT PAYROLL TIMESHEET**

EMPLOYEE NAME: Robert C. Saff LOCATION: 98743 Jimpsonville  
 PAY PERIOD: 8/4/2004 THROUGH 8/17/2004 FILE NUMBER: 98743

(BOLDED AREA FOR OFFICE USE)

DAY OF WEEK	MONTH-DAY	REGULAR HOURS	ADDITIONAL HOURS	COMMENTS/EXPLANATIONS	OVERTIME TO BE REIMBURSED
WED.	8/4/2004	8			
THURS.	8/5/2004	8			
FRI.	8/6/2004	8			
SAT.	8/7/2004				
SUN.	8/8/2004				
MON.	8/9/2004	8			
TUE.	8/10/2004	8			

Total hours: 40

WED.	8/11/2004	8			
THURS.	8/12/2004	8			
FRI.	8/13/2004	8			
SAT.	8/14/2004		11	Prep time & flight to Jimpsonville	
SUN.	8/15/2004		13	Tackling for Orlando to Fort Myers/Mission Creek	
MON.	8/16/2004	8	5	Fort Myers/Hurricane Charley	
TUE.	8/17/2004	8	4	Fort Myers to Orlando	

*Charley*

Total hours: 40

GRAND TOTAL: 80 53

- ABSENCE/TYPE**
- J - Jury Duty
  - B - Funeral/Bereavement
  - V - Vacation
  - S - Sick
  - WD - Worker's Comp.
  - H - Personal Floating Holiday
  - F - Family Medical Leave (see handbook before using this code)

\* Regular hours also include hours for "excused absences" (i.e. vacation time, sick time, jury duty, etc.) and should be noted in the remarks column.

This time sheet is a true record of all regular time and overtime to be reimbursed for this pay period.

EMPLOYEE SIGNATURE: Robert C. Saff DATE: 8/10/04

SUPERVISOR SIGNATURE: [Signature] DATE: 8/17/04  
 (BTR)

**Utilities, Inc. of Florida**  
200 Weathersfield Avenue  
Altamonte Springs, FL 32714

After Hours (Direct Ln. to Ext. & Voicemail): (407) 869-8588  
Patrick Flynn – Regional Director: Extension #228  
Mobile: (407) 948-4214  
David Orr – Regional Manager: Extension #227  
Mobile: (407) 948-9844

**Ralph Cook**  
(Columbia, SC Area)  
Nextel® Radio #: 150\*22\*20809  
Mobile #: 803-518-3956

32.50 OT  
19.5434 / HR  
~~12.50~~ ~~12.50~~  
952.90

**Robert “Bob” Scott**  
(Anderson, SC Area)  
Nextel® Radio #: 150\*50047\*106  
Mobile #: 803-309-7339

33 OT  
13.2693 / HR  
656.83

**Larry Frazier**  
(Charlotte, NC Area)  
Nextel® Radio #: 150\*50047\*11  
Mobile #: 704-361-0650

27 OT  
14.2864 / HR  
578.60

**Mike Stacks**  
(Charlotte, NC Area)  
Nextel® Radio #: 150\*50047\*14  
Mobile #: 704-361-0653

27 OT  
13.3703 / HR  
\$546.50

---

\$ 2729.83

NON-EXEMPT PAYROLL TIMESHEET

EMPLOYEE'S NAME:

Leah Wright Belarsky

LOCATION

FL

PAY PERIOD 8/4/2004 THROUGH 8/17/2004

FILE NUMBER

98670

(BOLDED AREA FOR OFFICE USE)

DAY OF WEEK	MONTH-DAY	REGULAR HOURS •	ADDITIONAL HOURS	COMMENTS/EXPLANATIONS
WED.	8/4/2004	8	1	9-5 no lunch left @ 6pm - payroll
THURS.	8/5/2004	8		
FRI.	8/6/2004	8		
SAT.	8/7/2004	0		
SUN.	8/8/2004	0		
MON.	8/9/2004	8	.5	monthly report
TUES.	8/10/2004	8		

OVERTIME TO BE REIMBURSED
1.0 IT
5.0 IT

Total hours 40 1.5

1.5 O/T

WED.	8/11/2004	8		
THURS.	8/12/2004	8		
FRI.	8/13/2004	<del>4.5</del> <del>3.5</del>		Sent home Charley - Hurricane
SAT.	8/14/2004	0	0.5	Charley - phone reservations
SUN.	8/15/2004	0	.5	Reservations - Hurricane Charley
MON.	8/16/2004	8		
TUES.	8/17/2004	<del>6.5</del> 8		Bereavement - left @ 2:30

0
0

Total hours: ~~40~~ ~~38.5~~ ~~40~~ 1.5

1.5 O/T

**GRAND TOTAL** ~~80~~ ~~78.5~~ 80 3.0

1.5 O/T

ABSENCE CODES:

- J = Jury Duty
- B = Funeral/Bereavement
- V = Vacation
- S = Sick
- W/C = Worker's Comp.
- H = Personal Floating Holiday
- F = Family Medical Leave (call Northbrook before using this code)

Regular Hours also include hours for "excused absences" (i.e. vacation time sick time, jury duty, etc.) and would be noted in the comments sections

This time sheet is a true record of all regular time and overtime to be reimbursed for this pay period.

EMPLOYEE SIGNATURE

Leah Wright DATE 8/17/04

SUPERVISOR SIGNATURE

[Signature] DATE 8/18/04

NON-EXEMPT PAYROLL TIMESHEET

EMPLOYEE'S NAME: Kimberly Bennett

LOCATION Altamonte Spgs FL

PAY PERIOD 8/4/2004 THROUGH 8/17/2004

FILE NUMBER 000766

(BOLDED AREA FOR OFFICE USE)

DAY OF WEEK	MONTH-DAY	REGULAR HOURS*	ADDITIONAL HOURS	COMMENTS/EXPLANATIONS	OVERTIME TO BE REIMBURSED
WED.	8/4/2004	8	.75	Dispatch	.75 o/t
THURS.	8/5/2004	8	-		
FRI.	8/6/2004	8	-		
SAT.	8/7/2004	-	-		
SUN.	8/8/2004	-	-		
MON.	8/9/2004	8	-		
TUES.	8/10/2004	8	-		

Total hours 40 .75

.75 o/t

WED.	8/11/2004	8	1.50	Dispatch	1.5
THURS.	8/12/2004	8	2.0	Dispatch	2.0
FRI.	8/13/2004	4/4	<del>26.0</del> <del>30</del>	Close Earlie Hurricane <sup>Dispatch</sup> <sub>Charlie</sub>	16.0
SAT.	8/14/2004	-	20.50	Dispatch	20.5
SUN.	8/15/2004	-	17.0	Dispatch	17.0
MON.	8/16/2004	8	7.25	Dispatch	7.25
TUES.	8/17/2004	8	4.75	Dispatch	4.75

Total hours: 40 ~~80~~ 79.75 69.0

69.0

**GRAND TOTAL** 80 ~~80.25~~ 69.75

69.75 o/t

69.75  
80.25

<p>ABSENCE CODES:</p> <p>J = Jury Duty</p> <p>B = Funeral/Bereavement</p> <p>V = Vacation</p> <p>S = Sick</p> <p>W/C = Worker's Comp.</p> <p>H = Personal Floating Holiday</p> <p>F = Family Medical Leave (call Northbrook before using this code)</p>	<p>• Regular Hours also include hours for "excused absences" (i.e. vacation time sick time, jury duty, etc.) and would be noted in the comments sections</p> <p>This time sheet is a true record of all regular time and overtime to be reimbursed for this pay period.</p> <p>EMPLOYEE SIGNATURE <u>Kimberly Bennett</u> DATE <u>8/17/04</u></p> <p>SUPERVISOR SIGNATURE <u>[Signature]</u> DATE <u>8/18/04</u></p>
---	--

NON-EXEMPT PAYROLL TIMESHEET

EMPLOYEE'S NAME: Ferrellyn Trovinger  
 PAY PERIOD 8/4/2004 THROUGH 8/17/2004

LOCATION Altamonte Springs  
 FILE NUMBER 98648 FL

(BOLDED AREA FOR OFFICE USE)

DAY OF WEEK	MONTH-DAY	REGULAR HOURS •	ADDITIONAL HOURS	COMMENTS/EXPLANATIONS	OVERTIME TO BE REIMBURSED
WED.	8/4/2004	8	1.75	Dispatch	1.75
THURS.	8/5/2004	8	3.50	Dispatch	3.5
FRI.	8/6/2004	8	1.75	"	1.75
SAT.	8/7/2004	—	5.00	"	5.0
SUN.	8/8/2004	—	10.75	"	10.75
MON.	8/9/2004	8	2.25	"	2.25
TUES.	8/10/2004	8	3.25	"	3.25

Total hours: 40 28.25 28.25 O/T

WED.	8/11/2004	8	.50	Dispatch	.5
THURS.	8/12/2004	8			
FRI.	8/13/2004	4/4		Hurricane	
SAT.	8/14/2004	—			
SUN.	8/15/2004	—			
MON.	8/16/2004	8			
TUES.	8/17/2004	8			

Total hours: 40 50 .50 O/T

**GRAND TOTAL** 80 28.75 28.75 O/T

**ABSENCE CODES:**

- J = Jury Duty
- B = Funeral/Bereavement
- V = Vacation
- S = Sick
- W/C = Worker's Comp.
- H = Personal Floating Holiday
- F = Family Medical Leave (call Northbrook before using this code)

• Regular Hours also include hours for "excused absences" (i.e. vacation time sick time, jury duty, etc.) and would be noted in the comments sections

This time sheet is a true record of all regular time and overtime to be reimbursed for this pay period.

EMPLOYEE SIGNATURE

*Ferrellyn Trovinger* DATE 8/17/04

SUPERVISOR SIGNATURE

*[Signature]* DATE 8/18/04

NON-EXEMPT PAYROLL TIMESHEET

EMPLOYEE'S NAME: THOMAS ABENDROTH

LOCATION WEKIVA

PAY PERIOD 8/4/2004 THROUGH 8/17/2004

FILE NUMBER 98839FL

(BOLDED AREA FOR OFFICE USE)

DAY OF WEEK	MONTH-DAY	REGULAR HOURS •	ADDITIONAL HOURS	COMMENTS/EXPLANATIONS
WED.	8/4/2004	8		
THURS.	8/5/2004	8		
FRI.	8/6/2004	8		
SAT.	8/7/2004	8		
SUN.	8/8/2004	8		
MON.	8/9/2004	8		
TUES.	8/10/2004	8		

OVERTIME TO BE REIMBURSED

Total hours 40

0

WED.	8/11/2004	8		
THURS.	8/12/2004	8		
FRI.	8/13/2004	8	10	HURRICANE CHARLIE,
SAT.	8/14/2004		18	MULTIPLE POWER OUTAGES
SUN.	8/15/2004		16	TO LIPT STATIONS
MON.	8/16/2004	8	4	HURRICANE CHARLIE
TUES.	8/17/2004	8		

10 O/T
18 O/T
16 O/T
4 O/T

Total hours: 40 48

48 O/T

**GRAND TOTAL** 80 48

48 O/T

ABSENCE CODES:

- J = Jury Duty
- B = Funeral/Bereavement
- V = Vacation
- S = Sick
- W/C = Worker's Comp.
- = Personal Floating Holiday
- ≡ = Family Medical Leave (call Northbrook before using this code)

• Regular Hours also include hours for "excused absences" (i.e. vacation time sick time, jury duty, etc.) and would be noted in the comments sections

This time sheet is a true record of all regular time and overtime to be reimbursed for this pay period.

EMPLOYEE SIGNATURE Thomas Abendroth DATE 8-18-04

SUPERVISOR SIGNATURE [Signature] DATE 8-18-04



NON-EXEMPT PAYROLL TIMESHEET

EMPLOYEE'S NAME:

James Alday

LOCATION

Des Pinar

PAY PERIOD 8/4/2004 THROUGH 8/17/2004

FILE NUMBER

98840FL

(BOLDED AREA FOR OFFICE USE)

DAY OF WEEK	MONTH-DAY	REGULAR HOURS*	ADDITIONAL HOURS	COMMENTS/EXPLANATIONS
WED.	8/4/2004	8		
THURS.	8/5/2004	8		
FRI.	8/6/2004	8		
SAT.	8/7/2004	0		
SUN.	8/8/2004	0		
MON.	8/9/2004	8		
TUES.	8/10/2004	8		

OVERTIME TO BE REIMBURSED

Total hours 40 0

\$

WED.	8/11/2004	8		
THURS.	8/12/2004	8	<del>8</del> 2	Main Break (S) Pinebrook Alafaya
FRI.	8/13/2004	8		
SAT.	8/14/2004	0	13.5	Wedgetfield lift stations 3am-4.30pm
SUN.	8/15/2004	0	8	Des Pinar lift Stations 4pm-12pm
MON.	8/16/2004	8	7.5	Alafaya/Des Pinar lift Stations
TUES.	8/17/2004	8	8	Des pinar lift stations

2 o/t
13.5 o/t
8 o/t
7.5 o/t
8 o/t

Total hours: 40 40

39 o/t

GRAND TOTAL 80 ~~40~~ 39

39 o/t

- ABSENCE CODES:
- J = Jury Duty
  - B = Funeral/Bereavement
  - V = Vacation
  - S = Sick
  - W/C = Worker's Comp.
  - H = Personal Floating Holiday
  - F = Family Medical Leave (call Northbrook before using this code)

Regular Hours also include hours for "excused absences" (i.e. vacation time sick time, jury duty, etc.) and would be noted in the comments sections

This time sheet is a true record of all regular time and overtime to be

reimbursed for this pay period.

EMPLOYEE SIGNATURE James Alday DATE 8/17/04

SUPERVISOR SIGNATURE [Signature] DATE 8/18/04

NON-EXEMPT PAYROLL TIMESHEET

EMPLOYEE'S NAME: Daniel S. Anderson

LOCATION: Pannbrake and Ocala

PAY PERIOD: 8/4/2004 THROUGH 8/17/2004

FILE NUMBER: #529-FL

**(BOLDDED AREA FOR OFFICE USE)**

DAY OF WEEK	MONTH-DAY	REGULAR HOURS*	ADDITIONAL HOURS	COMMENTS/EXPLANATIONS	OVERTIME TO BE REIMBURSED
WED.	8/4/2004	8.0			
THURS.	8/5/2004	8.0	<b>8.5</b>	PB Low GST alarm/2nd Alarm	<b>8.5</b> o/t
FRI.	8/6/2004	8.0	<b>7.0</b>	Finish 2nd Low GST alarm (Floats) <sup>GST</sup> overflowed	<b>7.0</b> o/t
SAT.	8/7/2004				
SUN.	8/8/2004				
MON.	8/9/2004	8.0			
TUES.	8/10/2004	8.0			

Total hours: 40.0 15.5 15.5 o/t

WED.	8/11/2004	8.0			
THURS.	8/12/2004	8.0	<b>3.0</b>	Emergency Purchase of Hurricane Prep.	<b>3.0</b> o/t
FRI.	8/13/2004	8.0			
SAT.	8/14/2004				
SUN.	8/15/2004				
MON.	8/16/2004	8.0			
TUES.	8/17/2004	8.0			

Total hours: 40.0 3.0 3.0 o/t

**GRAND TOTAL** 80.0 18.5 18.5 o/t

<p><b>ABSENCE CODES:</b></p> <p>J = Jury Duty</p> <p>B = Funeral/Bereavement</p> <p>V = Vacation</p> <p>S = Sick</p> <p>W/C = Worker's Comp.</p> <p>H = Personal Floating Holiday</p> <p>F = Family Medical Leave (call Norbrook before using this code)</p>	<p>* Regular Hours also include hours for "excused absences" (i.e. vacation time, sick time, jury duty, etc.) and would be noted in the comments sections</p> <p>This time sheet is a true record of all regular time and overtime to be reimbursed for this pay period.</p> <p>EMPLOYEE SIGNATURE <u>Daniel S. Anderson</u> DATE <u>8/18/04</u></p> <p>SUPERVISOR SIGNATURE <u>Boyd E. [Signature]</u> DATE <u>8/18/04</u></p>
--	---

**NON-EXEMPT PAYROLL TIME SHEET**

EMPLOYEE'S NAME: Jeff Becker

LOCATION: South Gate

PAY PERIOD: 8/4/2004 THROUGH 8/17/2004

FILE NUMBER: 746

**(BOLDED AREA FOR OFFICE USE)**

DAY OF WEEK	MONTH-DAY	REGULAR HOURS	ADDITIONAL HOURS	COMMENTS/EXPLANATIONS	OVERTIME TO BE REIMBURSED
WED.	8/4/2004	8			
THURS.	8/5/2004	8			
FRI.	8/6/2004	8			
SAT.	8/7/2004				
SUN.	8/8/2004				
MON.	8/9/2004	8			
TUES.	8/10/2004	8			

Total hours: 40

0

WED.	8/11/2004	8			
THURS.	8/12/2004	8			
FRI.	8/13/2004	8			
SAT.	8/14/2004		11	Eagle Ridge Hurricane Clean-up	11 o/t
SUN.	8/15/2004		11	" "	11 o/t
MON.	8/16/2004	8			
TUES.	8/17/2004	8			

Total hours: 40 22

22 o/t

**GRAND TOTAL** 80 22

22 97

**ABSENCE CODES:**

J = Jury Duty  
 B = Funeral/Bereavement  
 V = Vacation  
 S = Sick  
 W/O = Worker's Comp.  
 H = Personal/Floating Holiday  
 F = Family Medical Leave (call Northbrook before using this code)

Regular Hours also include hours for "excused absences" (i.e. vacation time, sick time, jury duty, etc.) and would be noted in the comments sections.

This time sheet is a true record of all regular time and overtime to be reimbursed for this pay period.

EMPLOYEE SIGNATURE: [Signature] DATE: 8/17/04

SUPERVISOR SIGNATURE: [Signature] DATE: 8/18/04

**NON-EXEMPT PAYROLL TIMESHEET**

EMPLOYEES

NAME RAIPH BOSQUE

LOCATION CLEMONT

PAY PERIOD 8/4/2004 THROUGH 8/17/2004

FILE NUMBER 98725

**(BOLDED AREA FOR OFFICE USE)**

DAY OF WEEK	MONTH-DAY	REGULAR HOURS*	ADDITIONAL HOURS	COMMENTS/EXPLANATIONS	OVERTIME TO BE REIMBURSED
WED.	8/4/2004	8			
THURS.	8/5/2004	8			
FRI.	8/6/2004	8			
SAT.	8/7/2004				
SUN.	8/8/2004				
MON.	8/9/2004	8			
TUES.	8/10/2004	8			

Total hours 40

0

WED.	8/11/2004	8		
THURS.	8/12/2004	8		
FRI.	8/13/2004	8	4	RR-SAT BOOSTER STATION LIFT STATION - Hg 1/8 40A/1
SAT.	8/14/2004		6	LEAK AT MAIN
SUN.	8/15/2004			
MON.	8/16/2004	8	6.5	NO POWER <del>WEATHERS</del> WEATHERSFIELD US'S
TUES.	8/17/2004	8		

4.0 o/t
6.0 o/t
6.0 5.0

Total hours: 40 16

16.0 15 o/t

**GRAND TOTAL** 50 16

15 o/t

16.0

- ABSENCE CODES:**
- J = Jury Duty
  - B = Funeral/Bereavement
  - V = Vacation
  - S = Sick
  - WC = Worker's Comp.
  - H = Personal Floating Holiday
  - F = Family Medical Leave (call Northbrook before using this code)

\* Regular Hours also include hours for "excused absences" (i.e. vacation time sick time, jury duty, etc.) and would be noted in the comments sections

This time sheet is a true record of all regular time and overtime to be reimbursed for this pay period.

EMPLOYEE SIGNATURE Ralph Bosque DATE 8/17/04

SUPERVISOR SIGNATURE Bryan R. Dwyer DATE 8/18/04

**NON-EXEMPT PAYROLL TIMESHEET**

EMPLOYEE'S NAME: Robert Buono

LOCATION West Coast

PAY PERIOD 8/4/2004 THROUGH 8/17/2004

FILE NUMBER F1 8805

**(BOLDED AREA FOR OFFICE USE)**

DAY OF WEEK	MONTH-DAY	REGULAR HOURS •	ADDITIONAL HOURS	COMMENTS/EXPLANATIONS
WED.	8/4/2004	8.0		
THURS.	8/5/2004	8.0		
FRI.	8/6/2004	8.0		
SAT.	8/7/2004			
SUN.	8/8/2004			
MON.	8/9/2004	8.0 V		Vacation
TUES.	8/10/2004	8.0		

OVERTIME TO BE REIMBURSED

Total hours 40.0

0

WED.	8/11/2004	8.0		
THURS.	8/12/2004	8.0		
FRI.	8/13/2004	8.0		
SAT.	8/14/2004		13.0 hr	Hurricane Help (Orlando)
SUN.	8/15/2004			
MON.	8/16/2004	8.0		
TUES.	8/17/2004	8.0		

13 O/T

Total hours: 40.0      13.0

13 O/T

**GRAND TOTAL**      80.0      13.0  
~~8.0~~

13 O/T

**ABSENCE CODES:**

- J = Jury Duty
- B = Funeral/Bereavement
- V = Vacation
- S = Sick
- W/C = Worker's Comp.
- H = Personal Floating Holiday
- F = Family Medical Leave (call Northbrook before using this code)

• Regular Hours also include hours for "excused absences" (i.e. vacation time sick time, jury duty, etc.) and would be noted in the comments sections

This time sheet is a true record of all regular time and overtime to be reimbursed for this pay period.

EMPLOYEE SIGNATURE Robert Buono      DATE 8/17/04

SUPERVISOR SIGNATURE Joe Cullis      DATE 8/18/04

**NON-EXEMPT PAYROLL TIMESHEET**

EMPLOYEES NAME: Robert Callahan

LOCATION Clermont

PAY PERIOD 8/4/2004 THROUGH 8/17/2004

FILE NUMBER \_\_\_\_\_

**(BOLDED AREA FOR OFFICE USE)**

DAY OF WEEK	MONTH-DAY	REGULAR HOURS*	ADDITIONAL HOURS	COMMENTS/EXPLANATIONS	OVERTIME TO BE REIMBURSED
WED.	8/4/2004	8			
THURS.	8/5/2004	<del>8</del> 6.5	1.55	Sick time	
FRI.	8/6/2004	<del>8</del> 4	4.5	1/2 day sick	
SAT.	8/7/2004				
SUN.	8/8/2004				
MON.	8/9/2004	8			
TUES.	8/10/2004	8	<del>8</del>	<del>Low GST at Greater Groves WTP</del>	

Total hours: 40

0

WED.	8/11/2004	8	3	Low GST at Greater Groves WTP	3.0 o/t
THURS.	8/12/2004	8	2	Low GST at Greater Groves WTP	2.0 o/t
FRI.	8/13/2004	8			
SAT.	8/14/2004		10	Generator transfer took flats to ocata	10.0 o/t
SUN.	8/15/2004		2 1/2	Had a sewer call at 15423 Margaux Dr	2.5 o/t
MON.	8/16/2004	8			
TUES.	8/17/2004	8			

Total hours: 40 17 1/2

17.5 o/t

**GRAND TOTAL** 80 17 1/2

17.5 o/t

- ABSENCE CODES:**
- J = Jury Duty
  - B = Funeral/Bereavement
  - V = Vacation
  - S = Sick
  - W/C = Worker's Comp.
  - H = Personal Floating Holiday
  - F = Family Medical Leave (call Northbrook before using this code)

\* Regular Hours also include hours for "excused absences" (i.e. vacation time sick time, jury duty, etc.) and would be noted in the comments sections

This time sheet is a true record of all regular time and overtime to be reimbursed for this pay period.

EMPLOYEE SIGNATURE Robert Callahan DATE 8-17-04

SUPERVISOR SIGNATURE Buy 2. Day DATE 8/18/04

NON-EXEMPT PAYROLL TIMESHEET

EMPLOYEES NAME: Kevin Cooper

LOCATION Des Pinar Plant

PAY PERIOD 8/4/2004 THROUGH 8/17/2004

FILE NUMBER 714 FL

(BOLDED AREA FOR OFFICE USE)

DAY OF WEEK	MONTH-DAY	REGULAR HOURS*	ADDITIONAL HOURS	COMMENTS/EXPLANATIONS	OVERTIME TO BE REIMBURSED
WED.	8/4/2004	8.0	4.50	Call duty LW9 Light Station power South Sewer Backup 735 Sanctuary Dr.	4.5 O/T
THURS.	8/5/2004	8.0			
FRI.	8/6/2004	8.0			
SAT.	8/7/2004		2.50	Call duty stuck sprinklers at 537 Hornbrook Ln. a check Leak at corner Jewell Hope. & Lt. Brattle	2.5 O/T
SUN.	8/8/2004		7.00	Call duty LW9 stations 21, 22, + 23 power outage in area.	7 O/T
MON.	8/9/2004	8.0			
TUES.	8/10/2004	8.0			

Total hours 40.0 14.00

14 O/T

WED.	8/11/2004	8.0			
THURS.	8/12/2004	8.0	2.00	Force main broken on Pembroke again. Malaga	2 O/T
FRI.	8/13/2004	8.0			
SAT.	8/14/2004		16.00	Running generators to LW5 during mass power outage - Hurricane Charley	16 O/T
SUN.	8/15/2004		16.00	Ran generators to LW5 in area for power outage - Hurricane Charley	16 O/T
MON.	8/16/2004	8.0	5.00	Ran generator - Hurricane Charley	5 O/T
TUES.	8/17/2004	8.0	5.00	Power out - Ran generators.	5 O/T

Total hours: 40.0 44.00

44 O/T

**GRAND TOTAL** 80.00 58.00

58 O/T

ABSENCE CODES:
J = Jury Duty
B = Funeral/Bereavement
V = Vacation
S = Sick
W/C = Worker's Comp.
H = Personal Floating Holiday
F = Family Medical Leave (call Northbrook before using this code)

• Regular Hours also include hours for "excused absences" (i.e. vacation time sick time, jury duty, etc.) and would be noted in the comments sections

This time sheet is a true record of all regular time and overtime to be reimbursed for this pay period.

EMPLOYEE SIGNATURE Kevin K. Cooper DATE 8/17/04

SUPERVISOR SIGNATURE [Signature] DATE 8/17/04

### SERVICE CALL RESPONSE FORM

Call Information

#### NON-EXEMPT PAYROLL TIME SHEET

EMPLOYEE'S

NAME: SILAS CRAIN

LOCATION: EAGLE RIDGE

PAY PERIOD: 8/4/2004 THROUGH 8/17/2004

FILE NUMBER: 98928

(BOLDED AREA FOR OFFICE USE)

DAY OF WEEK	MONTH+DAY	REGULAR HOURS	ADDITIONAL HOURS	COMMENTS/EXPLANATIONS	OVERTIME TO BE REIMBURSED
WED.	8/4/2004	8			
THURS.	8/5/2004	8			
FRI.	8/6/2004	4			
SAT.	8/7/2004				
SUN.	8/8/2004	8	4	codes @ Cuckoo Creek	4 O/T
MON.	8/9/2004	8			
TUES.	8/10/2004	5.8		Sick day	

Total hours: 48 4

4 O/T

WED.	8/11/2004	8	3	Outpost for light sta #5	3 O/T
THURS.	8/12/2004	8			
FRI.	8/13/2004				
SAT.	8/14/2004	8	4	HURRICANE CLEAN UP	4 O/T
SUN.	8/15/2004	8	5	HURRICANE CLEAN UP + CATT OUTPOST LIGHT STA #11	5 O/T
MON.	8/16/2004		9	HURRICANE CLEAN UP	9 O/T
TUES.	8/17/2004	8			

Total hours: 40 21

21 O/T

**GRAND TOTAL**  
88 25

21 O/T  
4 S/T

25 O/T

- ABSENCE CODES:**
- J = Jury Duty
  - B = Funeral/Bereavement
  - V = Vacation
  - S = Sick
  - W/C = Worker's Comp.
  - H = Personal Floating Holiday
  - F = Family Medical Leave (call Northbrook before using this code)

Regular Hours also include hours for "excused absences" (i.e. vacation time, sick time, jury duty, etc.) and would be noted in the comments sections

This time sheet is a true record of all regular time and overtime to be reimbursed for this pay period.

EMPLOYEE SIGNATURE: Silas M. Crain DATE: 8/18/04

SUPERVISOR SIGNATURE: [Signature] DATE: 8/18/04





**NON-EXEMPT PAYROLL TIMESHEET**

EMPLOYEES NAME: Jeffrey C Elder

LOCATION Wetiva Shop

PAY PERIOD 8/4/2004 THROUGH 8/17/2004

FILE NUMBER 98665 FL

**(BOLDED AREA FOR OFFICE USE)**

DAY OF WEEK	MONTH-DAY	REGULAR HOURS •	ADDITIONAL HOURS	COMMENTS/EXPLANATIONS	OVERTIME TO BE REIMBURSED
WED.	8/4/2004	8			
THURS.	8/5/2004	8			
FRI.	8/6/2004	8			
SAT.	8/7/2004				
SUN.	8/8/2004				
MON.	8/9/2004	8			
TUES.	8/10/2004	8			

Total hours 40

0

WED.	8/11/2004	8			
THURS.	8/12/2004	8			
FRI.	8/13/2004	8	10	Hurricane Charley power outage prep	10 O/T
SAT.	8/14/2004		20.5	Hurricane Charley	20.5 O/T
SUN.	8/15/2004		18.5	"	18.5 O/T
MON.	8/16/2004	8	7.5	" Ran generators @ O/Ts due to power outages	7.5 O/T
TUES.	8/17/2004	8	9.5	" on call	9.5 O/T

Total hours: 40 66

66 O/T

**GRAND TOTAL**  

<u>80</u>	<u>66</u>
-----------	-----------

66 O/T

**ABSENCE CODES:**

- J = Jury Duty
- B = Funeral/Bereavement
- V = Vacation
- S = Sick
- W/C = Worker's Comp.
- H = Personal Floating Holiday
- F = Family Medical Leave (call Northbrook before using this code)

• Regular Hours also include hours for "excused absences" (i.e. vacation time sick time, jury duty, etc.) and would be noted in the comments sections

This time sheet is a true record of all regular time and overtime to be reimbursed for this pay period.

EMPLOYEE SIGNATURE

*Jeffrey C Elder*

DATE

8/17/04

SUPERVISOR SIGNATURE

*[Signature]*

DATE

8/18/04

**NON-EXEMPT PAYROLL TIMESHEET**

EMPLOYEE'S NAME: Jeff Finebush

LOCATION 643, 644, 629

PAY PERIOD 8/4/2004 THROUGH 8/17/2004

FILE NUMBER 95750

(BOLDED AREA FOR OFFICE USE)

DAY OF WEEK	MONTH-DAY	REGULAR HOURS*	ADDITIONAL HOURS	COMMENTS/EXPLANATIONS	OVERTIME TO BE REIMBURSED
WED.	8/4/2004	8			
THURS.	8/5/2004	8			
FRI.	8/6/2004	8			
SAT.	8/7/2004	-			
SUN.	8/8/2004	-			
MON.	8/9/2004	8			
TUES.	8/10/2004	8	4	643 - turn on 7 after hours 644 - turn on	4 OT
Total hours		40	4		4 OT
WED.	8/11/2004	8			
THURS.	8/12/2004	8			
FRI.	8/13/2004	8			
SAT.	8/14/2004	-	13	Assisted Orlando	13 OT
SUN.	8/15/2004	-	11	crew with Generators	11 OT
MON.	8/16/2004	8			
TUES.	8/17/2004	8			
Total hours:			24		24 OT
<b>GRAND TOTAL</b>		80	28		28 OT

**ABSENCE CODES:**

J = Jury Duty  
 B = Funeral/Bereavement  
 V = Vacation  
 S = Sick  
 W/C = Worker's Comp.  
 H = Personal Floating Holiday  
 F = Family Medical Leave (call Northbrook before using this code)

\* Regular Hours also include hours for "excused absences" (i.e. vacation time sick time, jury duty, etc.) and would be noted in the comments sections

This time sheet is a true record of all regular time and overtime to be reimbursed for this pay period.

EMPLOYEE SIGNATURE *Jeff Finebush* DATE 8-17-04

SUPERVISOR SIGNATURE *Joe Cirillo* DATE 8-18-04

NON-EXEMPT PAYROLL TIME SHEET

EMPLOYEE'S NAME Ismael Garcia

LOCATION Cross Creek / Eagle Ridge

PAY PERIOD 8/4/2004 THROUGH 8/17/2004

FILE NUMBER 98677

(BOLDED AREA FOR OFFICE USE)

DAY OF WEEK	MONTH-DAY	REGULAR HOURS*	ADDITIONAL HOURS	COMMENTS/EXPLANATIONS
WED.	8/4/2004	8		
THURS.	8/5/2004	8		
FRI.	8/6/2004	8	4	COVER @ EAGLE RIDGE & CROSS CREEK
SAT.	8/7/2004	8	4	COVER @ EAGLE RIDGE & CROSS CREEK
SUN.	8/8/2004			
MON.	8/9/2004		8	COVER @ CROSS CREEK
TUES.	8/10/2004	8		

OVERTIME TO BE REIMBURSED
4 o/t
4 o/t
8 o/t

Total hours 40 16

16 o/t

WED.	8/11/2004	8	4	PUMP DOWN CLARIFIER FOR INDOOR REPAIR
THURS.	8/12/2004	8		
FRI.	8/13/2004			
SAT.	8/14/2004		12	HURRICANE CHARLEY WORK
SUN.	8/15/2004	8	4	HURRICANE CHARLEY WORK
MON.	8/16/2004	8	4	HURRICANE CHARLEY WORK
TUES.	8/17/2004	8		

4 o/t
12 o/t
4 o/t
4 o/t

Total hours: 40 24

24 o/t

GRAND TOTAL 80 40

40 o/t

ABSENCE CODES:
J = Jury Duty
B = Funeral/Bereavement
V = Vacation
S = Sick
W/C = Worker's Comp.
H = Personal Floating Holiday
F = Family Medical Leave (call Northbrook before using this code)

\* Regular Hours also include hours for "excused absences" (i.e. vacation time sick time, jury duty, etc.) and will be noted in the comments sections

This time sheet is a true record of all regular time and overtime to be reimbursed for this pay period.

EMPLOYEE SIGNATURE Ismael Garcia DATE 8/18/04

SUPERVISOR SIGNATURE [Signature] DATE 8/18/04

NON-EXEMPT PAYROLL TIMESHEET

EMPLOYEE'S NAME: MICHAEL J. GAVALER

LOCATION ACTAMONTE SPRINGS, FL

PAY PERIOD 8/4/2004 THROUGH 8/17/2004

FILE NUMBER 30568

(BOLDED AREA FOR OFFICE USE)

DAY OF WEEK	MONTH-DAY	REGULAR HOURS*	ADDITIONAL HOURS	COMMENTS/EXPLANATIONS
WED.	8/4/2004	8 (V)		Vacation
THURS.	8/5/2004	8 (V)		}
FRI.	8/6/2004	8 (V)		
SAT.	8/7/2004	-		
SUN.	8/8/2004	-		
MON.	8/9/2004	8		
TUES.	8/10/2004	8		

OVERTIME TO BE REIMBURSED

Total hours 40

0

WED.	8/11/2004	8		
THURS.	8/12/2004	8		
FRI.	8/13/2004	8	2	Flow Interconnect valve and checked plant due to storms in area
SAT.	8/14/2004	-	6	Sanford/Altamonte plants feeds and storm damage assessment
SUN.	8/15/2004	-	5	outage at Little Wokua. Started up generator. Flushed. Passed out boiler orders
MON.	8/16/2004	8	2 1/2	Constructed temporary roof for aerator at weatherfield
TUES.	8/17/2004	8		

2 o/t
6 o/t
5 o/t
2 1/2 o/t
<del>15 1/2</del>

Total hours: 40 15 1/2

15 1/2 o/t

**GRAND TOTAL** 80 15 1/2

15.5 o/t

- ABSENCE CODES:
- J = Jury Duty
  - B = Funeral/Bereavement
  - V = Vacation
  - S = Sick
  - W/C = Worker's Comp.
  - H = Personal Floating Holiday
  - F = Family Medical Leave (call Northbrook before using this code)

Regular Hours also include hours for "excused absences" (i.e. vacation time sick time, jury duty, etc.) and would be noted in the comments sections

This time sheet is a true record of all regular time and overtime to be reimbursed for this pay period.

EMPLOYEE SIGNATURE Michael J. Gavalera DATE 8/17/04

SUPERVISOR SIGNATURE [Signature] DATE 8/18/04

NON-EXEMPT PAYROLL TIMESHEET

EMPLOYEES  
NAME: Domenic Gentilucci

LOCATION Wedgfield

PAY PERIOD 8/4/2004 THROUGH 8/17/2004

FILE NUMBER 524

(BOLDED AREA FOR OFFICE USE)

DAY OF WEEK	MONTH-DAY	REGULAR HOURS •	ADDITIONAL HOURS	COMMENTS/EXPLANATIONS	OVERTIME TO BE REIMBURSED
WED.	8/4/2004	8			
THURS.	8/5/2004	<b>5</b>		SICK day	
FRI.	8/6/2004	8			
SAT.	8/7/2004		6	DesPinar Knollwood Longwood	6 S/T
SUN.	8/8/2004		2	DesPinar Knollwood	2 S/T
MON.	8/9/2004	8	1	Wedgfield Compliance	1 O/T
TUES.	8/10/2004	8	1	Sewer clog	1 O/T

Total hours 40 10

2 O/T 8 S/T

WED.	8/11/2004	8			
THURS.	8/12/2004	8	3.5	Callout Lowick Water plant	3.5 O/T
FRI.	8/13/2004	8			
SAT.	8/14/2004		19.5	Hurricane	19.5 O/T
SUN.	8/15/2004				
MON.	8/16/2004	8	1.5	Plant operations Bactis	1.5 O/T
TUES.	8/17/2004	8	2.0	Plant operations	2 O/T

Total hours: 40 26.5

26.5 O/T

**GRAND TOTAL**  
80 36.5

28.5 O/T  
8 S/T

28.5 O/T

<p><b>ABSENCE CODES:</b></p> <p>J = Jury Duty</p> <p>B = Funeral/Bereavement</p> <p>V = Vacation</p> <p>S = Sick</p> <p>W/C = Worker's Comp.</p> <p>H = Personal Floating Holiday</p> <p>F = Family Medical Leave (call Northbrook before using this code)</p>	<p>• Regular Hours also include hours for "excused absences" (i.e. vacation time sick time, jury duty, etc.) and would be noted in the comments sections</p> <p>This time sheet is a true record of all regular time and overtime to be reimbursed for this pay period.</p>
	<p>EMPLOYEE SIGNATURE <u>Domenic Gentilucci</u> DATE <u>8-18-04</u></p> <p>SUPERVISOR SIGNATURE <u>[Signature]</u> DATE <u>8/18/04</u></p>

NON-EXEMPT PAYROLL TIME SHEET

EMPLOYEE'S NAME: Patrick Godwin

LOCATION: Sandalhaven

PAY PERIOD: 8/4/2004 THROUGH 8/17/2004

FILE NUMBER: 98744-FL

(BOLDED AREA FOR OFFICE USE)

DAY OF WEEK	MONTH-DAY	REGULAR HOURS	ADDITIONAL HOURS	COMMENTS/EXPLANATIONS	OVERTIME TO BE REIMBURSED
WED.	8/4/2004	8			
THURS.	8/5/2004	8			
FRI.	8/6/2004	8			
SAT.	8/7/2004	8			
SUN.	8/8/2004	-	8	cover Sandalhaven	8 O/T
MON.	8/9/2004	-	8	cover Sandalhaven	8 O/T
TUES.	8/10/2004	8			

Total hours: 40 16

16 O/T

WED.	8/11/2004	8		
THURS.	8/12/2004	8		
FRI.	8/13/2004	8		
SAT.	8/14/2004	8	10	Hurricane Recovery
SUN.	8/15/2004	-	13	Hurricane Recovery
MON.	8/16/2004	-	8	cover Sandalhaven
TUES.	8/17/2004	8		

Total hours: 40 31

31 O/T

**GRAND TOTAL** 80 47

47 O/T

- ABSENCE CODES:**
- J = Jury Duty
  - B = Funeral/Bereavement
  - V = Vacation
  - S = Sick
  - W/C = Worker's Comp.
  - H = Personal Floating Holiday
  - F = Family Medical Leave (call Northbrook before using this code)

Regular Hours also include hours for "excused absences" (i.e. vacation time, sick time, jury duty, etc.) and would be noted in the comments sections.

This time sheet is a true record of all regular time and overtime to be reimbursed for this pay period.

EMPLOYEE SIGNATURE: Patrick Godwin DATE: 8/17/04

SUPERVISOR SIGNATURE: [Signature] DATE: 8/18/04

NON-EXEMPT PAYROLL TIMESHEET

EMPLOYEE'S NAME:

Jimmie Hollister

LOCATION

DES PINAR

PAY PERIOD

8/4/2004 THROUGH 8/17/2004

FILE NUMBER

668

(BOLDED AREA FOR OFFICE USE)

DAY OF WEEK	MONTH-DAY	REGULAR HOURS *	ADDITIONAL HOURS	COMMENTS/EXPLANATIONS
WED.	8/4/2004	8		
THURS.	8/5/2004	8		
FRI.	8/6/2004	8		
SAT.	8/7/2004			
SUN.	8/8/2004			
MON.	8/9/2004	8		
TUES.	8/10/2004	8		

OVERTIME TO BE REIMBURSED

Total hours

40

0

WED.	8/11/2004	8		
THURS.	8/12/2004	8		
FRI.	8/13/2004	8	4.0	HURRICANE Lift Stations
SAT.	8/14/2004		17.0	" 648 / 650
SUN.	8/15/2004		18.0	"
MON.	8/16/2004	8	6.0	"
TUES.	8/17/2004	8	7.0	"

4 O/T
17 O/T
18 O/T
6 O/T
7 O/T

Total hours:

40

52

52 O/T

**GRAND TOTAL**

80

52.0

52 O/T

ABSENCE CODES:

J = Jury Duty

B = Funeral/Bereavement

V = Vacation

S = Sick

W/C = Worker's Comp.

H = Personal Floating Holiday

F = Family Medical Leave (call Northbrook before using this code)

\* Regular Hours also include hours for "excused absences" (i.e. vacation time sick time, jury duty, etc.) and would be noted in the comments sections

This time sheet is a true record of all regular time and overtime to be reimbursed for this pay period.

EMPLOYEE SIGNATURE

*Jimmie Hollister*

DATE 8-17-2004

SUPERVISOR SIGNATURE

*Paul Morinell*

DATE 8/18/04



**NON-EXEMPT PAYROLL TIMESHEET**

**EMPLOYEES**

NAME: SCOTT C. LEARNED

LOCATION: ALAFAYA, FL

PAY PERIOD: 8/4/2004 THROUGH 8/17/2004

FILE NUMBER: 758

(BOLDED AREA FOR OFFICE USE)

DAY OF WEEK	MONTH-DAY	REGULAR HOURS	ADDITIONAL HOURS	COMMENTS/EXPLANATIONS
WED.	8/4/2004	8.0		
THURS.	8/5/2004	8.0		
FRI.	8/6/2004	8.0		
SAT.	8/7/2004			
SUN.	8/8/2004			
MON.	8/9/2004	8.0		
TUES.	8/10/2004	8.0		

OVERTIME TO BE REBURSED

Total hours: 40.0 0

0

WED.	8/11/2004	8.0		
THURS.	8/12/2004	8.0		
FRI.	8/13/2004	8.0		
SAT.	8/14/2004		16.5	Hurricane Charlie
SUN.	8/15/2004		14.5	Hurricane Charlie
MON.	8/16/2004	8.0	7.0	Hurricane Charlie
TUES.	8/17/2004	8.0		

16.5 o/t
14.5 o/t
7 o/t

Total hours: 40.0 38.0

38 o/t

**GRAND TOTAL**  
80.0 38.0

38 o/t

**ABSENCE CODES:**

- J = Jury Duty
- F = Funeral/Bereavement
- V = Vacation
- S = Sick
- W/C = Worker's Comp.
- P = Personal Floating Holiday
- FML = Family Medical Leave (call Northbrook before using this code)

Regular Hours also include hours for "excused absences" (i.e. vacation time, sick time, jury duty, etc.) and would be noted in the comments sections

This time sheet is a true record of all regular time and overtime to be reimbursed for this pay period.

EMPLOYEE SIGNATURE: Scott C. Learned DATE: 8/17/04

SUPERVISOR SIGNATURE: [Signature] DATE: 8/18/04

**NON-EXEMPT PAYROLL TIMESHEET**

EMPLOYEE'S NAME: DUANE MARTIN

LOCATION: Wekiwa Shop

PAY PERIOD: 8/4/2004 THROUGH 8/17/2004

FILE NUMBER: 98887 FL

(BOLDED AREA FOR OFFICE USE)

DAY OF WEEK	MONTH-DAY	REGULAR HOURS	ADDITIONAL HOURS	COMMENTS/EXPLANATIONS
WED.	8/4/2004	8.5		SICK
THURS.	8/5/2004	8.5		SICK
FRI.	8/6/2004	8		
SAT.	8/7/2004			
SUN.	8/8/2004			
MON.	8/9/2004	8		
TUES.	8/10/2004	8		

OVERTIME TO BE REIMBURSED

Total hours: 40

0

WED.	8/11/2004	8		
THURS.	8/12/2004	8		
FRI.	8/13/2004	8		
SAT.	8/14/2004		17	Hurricane Charley Power OUTAGES @ L/S
SUN.	8/15/2004			
MON.	8/16/2004	8		Duane is in school
TUES.	8/17/2004	8		Duane is in school

17 O/T

Total hours: 40 17

17 O/T

**GRAND TOTAL**  

80	17
----	----

17 O/T
--------

**ABSENCE CODES:**

- J = Jury Duty
- B = Funeral/Bereavement
- V = Vacation
- S = Sick

Regular Hours also include hours for "excused absences" (i.e. vacation time sick time, jury duty, etc.) and would be noted in the comments sections.

*Duane J. Martin 8-23-04*

This time sheet is a true record of all regular time and overtime to be reimbursed for this pay period.

*Employee is away at training - Will return 8/23/04*

NATURE \_\_\_\_\_ DATE \_\_\_\_\_

Post-It® Fax Note 7671

Date: <u>8/23/04</u>	# of pages: <u>1</u>
To: <u>Duane A</u>	From: <u>Leah</u>
Co./Dept:	Co.:
Phone #:	Phone #:
Fax #:	Fax #:

IGNATURE [Signature] DATE 8-18-04

NON-EXEMPT PAYROLL TIMESHEET

EMPLOYEES NAME: Roy J. Mericle

LOCATION Wedgetfield / Alafaya

PAY PERIOD 8/4/2004 THROUGH 8/17/2004

FILE NUMBER 099012

(BOLDED AREA FOR OFFICE USE)

DAY OF WEEK	MONTH-DAY	REGULAR HOURS*	ADDITIONAL HOURS	COMMENTS/EXPLANATIONS
WED.	8/4/2004	8.0		
THURS.	8/5/2004	8.0		
FRI.	8/6/2004	8.0		
SAT.	8/7/2004	8.0		
SUN.	8/8/2004			
MON.	8/9/2004			
TUES.	8/10/2004	8.0		

OVERTIME TO BE REIMBURSED

Total hours 40.0

0

WED.	8/11/2004	8.0		
THURS.	8/12/2004	8.0		
FRI.	8/13/2004	8.0		
SAT.	8/14/2004	8.0	2.0	Alafaya - Hurricane Charlie
SUN.	8/15/2004			
MON.	8/16/2004			
TUES.	8/17/2004	8.0		

2.0 OT

Total hours: 40.0 2.0

2.0 OT

GRAND TOTAL 80.0 2.0

2.0 OT

- ABSENCE CODES:
- 1 = Jury Duty
  - 3 = Funeral/Bereavement
  - 7 = Vacation
  - 8 = Sick
  - W/C = Worker's Comp.
  - I = Personal Floating Holiday
  - F = Family Medical Leave (call Northbrook before using this code)

\* Regular Hours also include hours for "excused absences" (i.e. vacation time sick time, jury duty, etc.) and would be noted in the comments sections

This time sheet is a true record of all regular time and overtime to be reimbursed for this pay period.

EMPLOYEE SIGNATURE Roy J. Mericle DATE 8-18-04

SUPERVISOR SIGNATURE [Signature] DATE 8/18/04

NON-EXEMPT PAYROLL TIME SHEET

EMPLOYEES  
NAME:

*Michael P. Monat*

LOCATION

*Sandwichaven / Ergle Ridge*

PAY PERIOD 8/4/2004 THROUGH 8/17/2004

FILE NUMBER

*098877*

(BOLDED AREA FOR OFFICE USE)

DAY OF WEEK	MONTH-DAY	REGULAR HOURS	ADDITIONAL HOURS	COMMENTS/EXPLANATIONS
WED.	8/4/2004	8		
THURS.	8/5/2004	8		
FRI.	8/6/2004	8		
SAT.	8/7/2004			
SUN.	8/8/2004			
MON.	8/9/2004	8		
TUES.	8/10/2004	8		

OVERTIME TO BE REIMBURSED

Total hours

40

*0*

WED.	8/11/2004	8		
THURS.	8/12/2004	8		
FRI.	8/13/2004	8		
SAT.	8/14/2004		16	8am to 12:00pm <i>URGENT DUTY</i>
SUN.	8/15/2004		12 1/2	8am to 8:30pm <i>LIFT STATION</i>
MON.	8/16/2004	8		<i>URGENT DUTY</i>
TUES.	8/17/2004	8		

16 O/T
12.5 O/T

Total hours:

40 28 1/2

28.5 O/T

GRAND TOTAL

**80** **28 1/2**

**28.5 O/T**

ABSENCE CODES:

- J = Jury Duty
- B = Funeral/Bereavement
- V = Vacation
- S = Sick
- W/C = Worker's Comp.
- H = Personal Floating Holiday
- F = Family Medical Leave (call Northbrook before using this code)

Regular Hours also include hours for "excused absences" (i.e. vacation time sick time, jury duty, etc.) and will be noted in the comments sections

This time sheet is a true record of all regular time and overtime to be reimbursed for this pay period.

EMPLOYEE SIGNATURE

*Michael P. Monat*

DATE *8-18-04*

SUPERVISOR SIGNATURE

*[Signature]*

DATE *8/18/04*

**NON-EXEMPT PAYROLL TIMESHEET**

EMPLOYEE'S NAME Michael A. Overton

LOCATION Alafaya

PAY PERIOD 8/4/2004 THROUGH 8/17/2004

FILE NUMBER 98726

(BOLDED AREA FOR OFFICE USE)

DAY OF WEEK	MONTH-DAY	REGULAR HOURS	ADDITIONAL HOURS	COMMENTS/EXPLANATIONS
WED.	8/4/2004	8		
THURS.	8/5/2004	8		
FRI.	8/6/2004	8		
SAT.	8/7/2004	—		
SUN.	8/8/2004	—		
MON.	8/9/2004	8		
TUES.	8/10/2004	8		

OVERTIME TO BE REIMBURSED

Total hours 40 0

0

WED.	8/11/2004	8		
THURS.	8/12/2004	8		
FRI.	8/13/2004	8	4	Hurricane Charley, work 4pm-8pm
SAT.	8/14/2004		13	Hurricane Charley 11am-12mid
SUN.	8/15/2004		3	Hurricane Charley 12mid-3am
MON.	8/16/2004	8		
TUES.	8/17/2004	8		

4 OIT
13 OIT
3 OIT

Total hours: 40 20

20 OIT

**GRAND TOTAL** 80 20

20 OIT

**ABSENCE CODES:**

- J = Jury Duty
- B = Funeral/Bereavement
- V = Vacation
- S = Sick
- WC = Worker's Comp.
- P = Personal Floating Holiday
- F = Family Medical Leave (call Northbrook before using this code)

Regular Hours also include hours for "excused absences" (i.e. vacation time sick time, jury duty, etc.) and would be noted in the comments sections

This time sheet is a true record of all regular time and overtime to be reimbursed for this pay period.

EMPLOYEE SIGNATURE [Signature] DATE 8-18-04

SUPERVISOR SIGNATURE [Signature] DATE 8/18/04

**NON-EXEMPT PAYROLL TIMESHEET**

EMPLOYEES  
NAME: STEVE PFOUTS

LOCATION LAKE GROVE'S/PENNBROOK'S

PAY PERIOD 8/4/2004 THROUGH 8/17/2004

FILE NUMBER \_\_\_\_\_

**(BOLDED AREA FOR OFFICE USE)**

DAY OF WEEK	MONTH-DAY	REGULAR HOURS	ADDITIONAL HOURS	COMMENTS/EXPLANATIONS
WED.	8/4/2004	8		
THURS.	8/5/2004	8		
FRI.	8/6/2004	8		
SAT.	8/7/2004	8		
SUN.	8/8/2004			
MON.	8/9/2004			
TUES.	8/10/2004	8		

OVERTIME TO BE REIMBURSED

Total hours: 40

0

WED.	8/11/2004	8		
THURS.	8/12/2004	8		
FRI.	8/13/2004	8		
SAT.	8/14/2004	8	3	Pennbrooke Blower Fail
SUN.	8/15/2004		14	EMERGENCY RESPONSE AT ALAFAYA PLANT
MON.	8/16/2004			
TUES.	8/17/2004	8		

3 o/t
3.0   4 o/t
14.0

Total hours: 40      17

17.0 o/t

**GRAND TOTAL**      80      17

17.0 o/t

- ABSENCE CODES:**
- J = Jury Duty
  - B = Funeral/Bereavement
  - V = Vacation
  - S = Sick
  - W/C = Worker's Comp.
  - F = Family Medical Leave (call Northbrook before using this code)
  - P = Personal Floating Holiday

\* Regular Hours also include hours for "excused absences" (i.e. vacation time sick time, jury duty, etc.) and would be noted in the comments sections

This time sheet is a true record of all regular time and overtime to be reimbursed for this pay period.

EMPLOYEE SIGNATURE Steve Pfouts      DATE 8-18-04

SUPERVISOR SIGNATURE Bryan L. By      DATE 8/18/04

**NON-EXEMPT PAYROLL TIMESHEET**

EMPLOYEE'S NAME: Christopher Phillips  
 PAY PERIOD 8/4/2004 THROUGH 8/17/2004

LOCATION Altamonte Springs  
 FILE NUMBER 483

**(BOLDED AREA FOR OFFICE USE)**

DAY OF WEEK	MONTH-DAY	REGULAR HOURS*	ADDITIONAL HOURS	COMMENTS/EXPLANATIONS
WED.	8/4/2004	8		
THURS.	8/5/2004	8		
FRI.	8/6/2004	8		
SAT.	8/7/2004			
SUN.	8/8/2004			
MON.	8/9/2004	8		
TUES.	8/10/2004	8		

OVERTIME TO BE REIMBURSED

Total hours 40

0

WED.	8/11/2004	8		
THURS.	8/12/2004	8		
FRI.	8/13/2004	8		
SAT.	8/14/2004		7.0	LIFT STATIONS - HORRIBLE
SUN.	8/15/2004		4.0	LIFT STATIONS power
MON.	8/16/2004	8	6.0	LIFT STATIONS outage
TUES.	8/17/2004	8		

7.0 OT
4.0 OT
6.0 OT

Total hours: 40 17

17 OT

**GRAND TOTAL**  

80	17.0
----	------

17 OT

**ABSENCE CODES:**

- J = Jury Duty
- B = Funeral/Bereavement
- V = Vacation
- S = Sick
- W/C = Worker's Comp.
- H = Personal Floating Holiday
- F = Family Medical Leave (call Northbrook before using this code)

\* Regular Hours also include hours for "excused absences" (i.e. vacation time sick time, jury duty, etc.) and would be noted in the comments sections

This time sheet is a true record of all regular time and overtime to be reimbursed for this pay period.

EMPLOYEE SIGNATURE Christopher Phillips DATE 8/17/04  
 SUPERVISOR SIGNATURE [Signature] DATE 8/18/04

**NON-EXEMPT PAYROLL TIMESHEET**

EMPLOYEE'S NAME: Jeff Pinder

LOCATION WeKiva Shop.

PAY PERIOD 8/4/2004 THROUGH 8/17/2004

FILE NUMBER 707 FL

(BOLDED AREA FOR OFFICE USE)

DAY OF WEEK	MONTH-DAY	REGULAR HOURS *	ADDITIONAL HOURS	COMMENTS/EXPLANATIONS
WED.	8/4/2004	8		
THURS.	8/5/2004	8		
FRI.	8/6/2004	8		
SAT.	8/7/2004			
SUN.	8/8/2004			
MON.	8/9/2004	8		
TUES.	8/10/2004	8		

OVERTIME TO BE REIMBURSED

Total hours 40

0

WED.	8/11/2004	8		
THURS.	8/12/2004	8		
FRI.	8/13/2004	8	12	HURRICANE CHARLEY POWER OUTAGES
SAT.	8/14/2004		20	4/5 POWER OUTAGES DUE TO HURRICANE
SUN.	8/15/2004		14	4/5 POWER OUTAGES DUE TO HURRICANE
MON.	8/16/2004	8	7.5	4/5 POWER OUTAGE DUE TO HURRICANE
TUES.	8/17/2004	8	6.0	POWER OUTAGE

12 O/T
20 O/T
14 O/T
7.5 O/T
6 O/T

Total hours: 40 59.5

59.5 O/T

<b>GRAND TOTAL</b>	<u>80</u>	<u>59.5</u>
--------------------	-----------	-------------

<u>59.5 O/T</u>
-----------------

**ABSENCE CODES:**

- J = Jury Duty
- B = Funeral/Bereavement
- V = Vacation
- S = Sick
- W/C = Worker's Comp.
- H = Personal Floating Holiday
- F = Family Medical Leave (call Northbrook before using this code)

• Regular Hours also include hours for "excused absences" (i.e. vacation time sick time, jury duty, etc.) and would be noted in the comments sections

This time sheet is a true record of all regular time and overtime to be reimbursed for this pay period.

EMPLOYEE SIGNATURE \_\_\_\_\_ DATE 8-17-04

SUPERVISOR SIGNATURE [Signature] DATE 8/17/04



**IN-EXEMPT PAYROLL TIMESHEET**

EMPLOYEES NAME: Robert Risner

LOCATION: Alafaya

PAY PERIOD: 8/4/2004 THROUGH 8/17/2004

FILE NUMBER: 424 FL

(BOLDED AREA FOR OFFICE USE)

DAY OF WEEK	MONTH-DAY	REGULAR HOURS*	ADDITIONAL HOURS	COMMENTS/EXPLANATIONS
WED.	8/4/2004	8	--	
THURS.	8/5/2004	8	--	
FRI.	8/6/2004	8	--	
SAT.	8/7/2004	--	--	
SUN.	8/8/2004	--	8	Alafaya WWTP work for Corey on vac
MON.	8/9/2004	8	--	
TUES.	8/10/2004	8	--	

OVERTIME TO BE REIMBURSED
8 O/T

Total hours: 40 8

8 O/T

WED.	8/11/2004	8	--	
THURS.	8/12/2004	8	1	Pinebrook Ct reports a phone calls to DEP & Health Dept.
FRI.	8/13/2004	8	--	
SAT.	8/14/2004	--	10 1/2	Alafaya WWTP hurricane clean up
SUN.	8/15/2004	--	--	
MON.	8/16/2004	8	2 1/2	Alafaya WWTP take filter of line and RIB's L.S. float problems
TUES.	8/17/2004	8	--	

1 O/T
10.5 O/T
2.5 O/T

Total hours: 40 14

14 O/T

**GRAND TOTAL** 80 22

22 O/T

- ABSENCE CODES:**
- J = Jury Duty
  - B = Funeral/Bereavement
  - V = Vacation
  - S = Sick
  - W/C = Worker's Comp.
  - H = Personal Floating Holiday
  - F = Family Medical Leave (call Northbrook before using this code)

\* Regular Hours also include hours for "excused absences" (i.e. vacation time, sick time, jury duty, etc.) and would be noted in the comments sections

This time sheet is a true record of all regular time and overtime to be reimbursed for this pay period.

EMPLOYEE SIGNATURE: Robert Risner DATE: 8-17-04

SUPERVISOR SIGNATURE: [Signature] DATE: 8/18/04

NON-EXEMPT PAYROLL TIMESHEET

EMPLOYEE'S NAME: David Ryniak

LOCATION West Coast

PAY PERIOD 8/4/2004 THROUGH 8/17/2004

FILE NUMBER 73901

(BOLDED AREA FOR OFFICE USE)

DAY OF WEEK	MONTH-DAY	REGULAR HOURS •	ADDITIONAL HOURS	COMMENTS/EXPLANATIONS
WED.	8/4/2004	8		
THURS.	8/5/2004	8		
FRI.	8/6/2004	8		
SAT.	8/7/2004	0		
SUN.	8/8/2004	0		
MON.	8/9/2004	8		
TUES.	8/10/2004	8		

OVERTIME TO BE REIMBURSED

Total hours 40

0

WED.	8/11/2004	8		
THURS.	8/12/2004	8	1.5	Storm prep (Diesel/Fuel/Generators)
FRI.	8/13/2004	8		
SAT.	8/14/2004	0	8	Eagle Ridge Transport fresh pumps to Eaglewood (Hurricane storm) plant
SUN.	8/15/2004	0		
MON.	8/16/2004	8		
TUES.	8/17/2004	8		

1.5 OT
8 OT

Total hours: 40 9.5

9.5 OT

**GRAND TOTAL** 30 9.5

9.5 OT

ABSENCE CODES:

- J = Jury Duty
- B = Funeral/Bereavement
- V = Vacation
- S = Sick
- W/C = Worker's Comp.
- H = Personal Floating Holiday
- F = Family Medical Leave (call Northbrook before using this code)

• Regular Hours also include hours for "excused absences" (i.e. vacation time sick time, jury duty, etc.) and would be noted in the comments sections

This time sheet is a true record of all regular time and overtime to be reimbursed for this pay period.

EMPLOYEE SIGNATURE David Ryniak DATE 8-17-04

SUPERVISOR SIGNATURE Joe Willis DATE 8/18/04

**NON-EXEMPT PAYROLL TIMESHEET**

EMPLOYEES NAME: David E. Shoffstall

LOCATION Pebble Creek / Eastlake

PAY PERIOD 8/4/2004 THROUGH 8/17/2004

FILE NUMBER \_\_\_\_\_

**(BOLDED AREA FOR OFFICE USE)**

DAY OF WEEK	MONTH-DAY	REGULAR HOURS*	ADDITIONAL HOURS	COMMENTS/EXPLANATIONS	OVERTIME TO BE REIMBURSED
WED.	8/4/2004	8			
THURS.	8/5/2004	8		- L. U.S.I. Systems	
FRI.	8/6/2004	8			
SAT.	8/7/2004	0			
SUN.	8/8/2004	0			
MON.	8/9/2004	0.4		OFF Per Mike Dunn, sch. change to Tues - Sat	
TUES.	8/10/2004	8			

Total hours 32

0

WED.	8/11/2004	8			
THURS.	8/12/2004	8			
FRI.	8/13/2004	8	2	Checking Cypress Lakes for storm damage	2 O/T
SAT.	8/14/2004	8			
SUN.	8/15/2004	0			
MON.	8/16/2004	0			
TUES.	8/17/2004	8			

Total hours: 40

2 O/T

<b>GRAND TOTAL</b>	72	2
--------------------	----	---

2 O/T

2 O/T

**ABSENCE CODES:**

- I = Jury Duty
- B = Funeral/Bereavement
- V = Vacation
- S = Sick
- W/C = Worker's Comp.
- H = Personal Floating Holiday
- F = Family Medical Leave (call Northbrook before using this code)

\* Regular Hours also include hours for "excused absences" (i.e. vacation time sick time, jury duty, etc.) and would be noted in the comments sections

This time sheet is a true record of all regular time and overtime to be reimbursed for this pay period.

EMPLOYEE SIGNATURE David E. Shoffstall DATE 8/18/04

SUPERVISOR SIGNATURE J. Walls DATE 8/18/04

**NON-EXEMPT PAYROLL TIMESHEET**

EMPLOYEE'S NAME: Mickey Shue  
 PAY PERIOD 8/4/2004 THROUGH 8/17/2004

LOCATION: Des Plaines  
 FILE NUMBER: 710 FL

(BOLDED AREA FOR OFFICE USE)

DAY OF WEEK	MONTH-DAY	REGULAR HOURS*	ADDITIONAL HOURS	COMMENTS/EXPLANATIONS
WED.	8/4/2004	8		
THURS.	8/5/2004	8		
FRI.	8/6/2004	8		
SAT.	8/7/2004			
SUN.	8/8/2004			
MON.	8/9/2004	8		
TUES.	8/10/2004	8		

OVERTIME TO BE REIMBURSED

Total hours: 40

0

WED.	8/11/2004	8		
THURS.	8/12/2004	8		
FRI.	8/13/2004	8		
SAT.	8/14/2004		9.0	American Power outages
SUN.	8/15/2004		10.0	"
MON.	8/16/2004	8	5.0	"
TUES.	8/17/2004	8	6.0	"

9.0 OT
10.0 OT
5.0 OT
6.0 OT

Total hours: 40     30

30 OT

**GRAND TOTAL**     80     30

30 OT

**ABSENCE CODES:**

- J = Jury Duty
- B = Funeral/Bereavement
- V = Vacation
- S = Sick
- W/C = Worker's Comp.
- H = Personal Floating Holiday
- F = Family Medical Leave (call Northbrook before using this code)

\* Regular Hours also include hours for "excused absences" (i.e. vacation time sick time, jury duty, etc.) and would be noted in the comments sections

This time sheet is a true record of all regular time and overtime to be reimbursed for this pay period.

EMPLOYEE SIGNATURE

*Mickey Shue*

DATE 8-18-04

SUPERVISOR SIGNATURE

*[Signature]*

DATE 8/18/04

**NON-EXEMPT PAYROLL TIMESHEET**

EMPLOYEES NAME: TBM Stafford

LOCATION 643, 644, 646

PAY PERIOD 8/4/2004 THROUGH 8/17/2004

FILE NUMBER 98650

**(BOLDED AREA FOR OFFICE USE)**

DAY OF WEEK	MONTH-DAY	REGULAR HOURS	ADDITIONAL HOURS	COMMENTS/EXPLANATIONS
WED.	8/4/2004	8		
THURS.	8/5/2004	8		
FRI.	8/6/2004	8		
SAT.	8/7/2004		8	WELL COMPLIANCE / T.V.I.C. / 2285m CIN. A. IALM. EASTLAKE WELL.
SUN.	8/8/2004		0	
MON.	8/9/2004	8	4	WORK LATE MADONNA BRIDGE FORCE MAIN TIE IN.
TUES.	8/10/2004	8		

OVERTIME TO BE REIMBURSED
8 OT
4 OT

Total hours: 40 12

12 OT

WED.	8/11/2004	8		
THURS.	8/12/2004	8		
FRI.	8/13/2004	8		
SAT.	8/14/2004		5	V T.V.I.C. & EASTLAKE - STORM DAMAGE
SUN.	8/15/2004			
MON.	8/16/2004	8	2	WORK LATE RETURN PUMPS.
TUES.	8/17/2004	8		

5 OT
2 OT

Total hours: 40 7

7 OT

**GRAND TOTAL** 80 19

19 OT

- ABSENCE CODES:**
- J = Jury Duty
  - B = Funeral/Bereavement
  - V = Vacation
  - S = Sick
  - W/C = Worker's Comp.
  - H = Personal Floating Holiday
  - F = Family Medical Leave (call Northbrook before using this code)

Regular Hours also include hours for "excused absences" (i.e. vacation time sick time, jury duty, etc.) and would be noted in the comments sections

This time sheet is a true record of all regular time and overtime to be reimbursed for this pay period.

EMPLOYEE SIGNATURE TBM Stafford DATE 8-17-04

SUPERVISOR SIGNATURE Joe Curbis DATE 8-18-04

**NON-EXEMPT PAYROLL TIMESHEET**

EMPLOYEE'S NAME: COREY SUZOL

LOCATION: ALAFAYA

PAY PERIOD: 8/4/2004 THROUGH 8/17, 2004

FILE NUMBER: 652

(BOLDED AREA FOR OFFICE USE)

DAY OF WEEK	MONTH-DAY	REGULAR HOURS*	ADDITIONAL HOURS	COMMENTS/EXPLANATIONS
WED.	8/4/2004	8		
THURS.	8/5/2004	V		Vacation
FRI.	8/6/2004	/		
SAT.	8/7/2004	/		
SUN.	8/8/2004	V		Vacation
MON.	8/9/2004	8		
TUES.	8/10/2004	8		

OVERTIME TO BE REIMBURSED

Total hours: 40

0

WED.	8/11/2004	8		
THURS.	8/12/2004	8	3	CAME IN TO FIX CL2 MTR
FRI.	8/13/2004	/		
SAT.	8/14/2004	/	6	HELP W/STORM DAMAGE.
SUN.	8/15/2004	8		
MON.	8/16/2004	8		
TUES.	8/17/2004	8		

3 O/T
6 O/T

Total hours: 40 9

9 O/T

**GRAND TOTAL** 80 9

9 O/T

ABSENCE CODES:
J = Jury Duty
B = Funeral/Bereavement
V = Vacation
S = Sick
W/C = Worker's Comp.
H = Personal Floating Holiday
F = Family Medical Leave (call Northbrook before using this code)

\* Regular Hours also include hours for "excused absences" (i.e. vacation time sick time, jury duty, etc.) and would be noted in the comments sections

This time sheet is a true record of all regular time and overtime to be reimbursed for this pay period.

EMPLOYEE SIGNATURE: [Signature] DATE: 8/17/04

SUPERVISOR SIGNATURE: [Signature] DATE: 8/18/04

NON-EXEMPT PAYROLL TIMESHEET

EMPLOYEES NAME: Jim SWEGHEIMER

LOCATION FLA

PAY PERIOD 8/4/2004 THROUGH 8/17/2004

FILE NUMBER 721

(BOLDED AREA FOR OFFICE USE)

DAY OF WEEK	MONTH-DAY	REGULAR HOURS *	ADDITIONAL HOURS	COMMENTS/EXPLANATIONS	OVERTIME TO BE REIMBURSED
WED.	8/4/2004	8			
THURS.	8/5/2004	8			
FRI.	8/6/2004	8			
SAT.	8/7/2004	-			
SUN.	8/8/2004	-			
MON.	8/9/2004	8			
TUES.	8/10/2004	8			

Total hours 40

0

WED.	8/11/2004	8			
THURS.	8/12/2004	8			
FRI.	8/13/2004	8			
SAT.	8/14/2004		10	HURRICANE! GENERATOR MAINTANCE	10 O/T
SUN.	8/15/2004		10	HURRICANE GENERATOR MAINTANCE	10 O/T
MON.	8/16/2004	8			
TUES.	8/17/2004	8			

Total hours: 40 20

20 O/T

**GRAND TOTAL**  

80	20
----	----

20 O/T

- ABSENCE CODES:**
- J = Jury Duty
  - B = Funeral/Bereavement
  - V = Vacation
  - S = Sick
  - W/C = Worker's Comp.
  - H = Personal Floating Holiday
  - F = Family Medical Leave (call Northbrook before using this code)

• Regular Hours also include hours for "excused absences" (i.e. vacation time sick time, jury duty, etc.) and would be noted in the comments sections

This time sheet is a true record of all regular time and overtime to be reimbursed for this pay period.

EMPLOYEE SIGNATURE Jim Swegheimer DATE 8-17-04

SUPERVISOR SIGNATURE [Signature] DATE 8/18/04

**NON-EXEMPT PAYROLL TIMESHEET**

EMPLOYEES  
NAME: STEPHEN SZCZEPKOWSKI

LOCATION Pebble Creek

PAY PERIOD 8/4/2004 THROUGH 8/17/2004

FILE NUMBER 360 FL.

**(BOLDED AREA FOR OFFICE USE)**

DAY OF WEEK	MONTH-DAY	REGULAR HOURS *	ADDITIONAL HOURS	COMMENTS/EXPLANATIONS
WED.	8/4/2004	8		
THURS.	8/5/2004	8		
FRI.	8/6/2004	8		
SAT.	8/7/2004			
SUN.	8/8/2004			
MON.	8/9/2004	8		
TUES.	8/10/2004	8		

OVERTIME TO BE REIMBURSED

Total hours 40

0

WED.	8/11/2004	8		
THURS.	8/12/2004	8	4	FILLED #1 CLARIFIER WORKED ON #1 L/S
FRI.	8/13/2004	8		
SAT.	8/14/2004		3	HURRICANE DAMAGE ASSESSMENT
SUN.	8/15/2004			
MON.	8/16/2004	8		
TUES.	8/17/2004	8		

4 O/T
3 O/T

Total hours: 40

7 O/T

**GRAND TOTAL** 80 7

7 O/T

- ABSENCE CODES:**
- J = Jury Duty
  - B = Funeral/Bereavement
  - V = Vacation
  - S = Sick
  - W/C = Worker's Comp.
  - H = Personal Floating Holiday
  - F = Family Medical Leave (call Northbrook before using this code)

• Regular Hours also include hours for "excused absences" (i.e. vacation time sick time, jury duty, etc.) and would be noted in the comments sections

This time sheet is a true record of all regular time and overtime to be reimbursed for this pay period.

EMPLOYEE SIGNATURE Stephen Szczepkowski DATE 8-18-04

SUPERVISOR SIGNATURE Joe Cillis DATE 8-18-04



**NON-EXEMPT PAYROLL TIMESHEET**

EMPLOYEE'S NAME: Donald E Taylor

LOCATION: ALABAMA UTILITIES

PAY PERIOD: 8/4/2004 THROUGH 8/17/2004

FILE NUMBER: 722FL

**(BOLDED AREA FOR OFFICE USE)**

DAY OF WEEK	MONTH-DAY	REGULAR HOURS	ADDITIONAL HOURS	COMMENTS/EXPLANATIONS	OVERTIME TO BE REIMBURSED
WED.	8/4/2004	8			
THURS.	8/5/2004	8			
FRI.	8/6/2004	8			
SAT.	8/7/2004	1			
SUN.	8/8/2004	1			
MON.	8/9/2004	8			
TUES.	8/10/2004	8			

Total hours: 40

0

WED.	8/11/2004	8			
THURS.	8/12/2004	8			
FRI.	8/13/2004	8	4	WS outage - power fx	4 o/t
SAT.	8/14/2004		18	Hurricane - power outages	18 o/t
SUN.	8/15/2004		12	"	12 o/t
MON.	8/16/2004	8	4	"	4 o/t
TUES.	8/17/2004	8			

Total hours: 40 38

38 o/t

**GRAND TOTAL**  

<u>80</u>	<u>38</u>
-----------	-----------

38 o/t

- ABSENCE CODES:**
- J = Jury Duty
  - B = Funeral/Bereavement
  - V = Vacation
  - S = Sick
  - W/C = Worker's Comp.
  - H = Personal Floating Holiday
  - F = Family Medical Leave (call Northbrook before using this code)

Regular Hours also include hours for "excused absences" (i.e. vacation time, sick time, jury duty, etc.) and would be noted in the comments sections

This time sheet is a true record of all regular time and overtime to be reimbursed for this pay period.

EMPLOYEE SIGNATURE: Donald E Taylor DATE: 8-18-04

SUPERVISOR SIGNATURE: [Signature] DATE: \_\_\_\_\_

**NON-EXEMPT PAYROLL TIMESHEET**

EMPLOYEES  
NAME: Nathan Van Meter

LOCATION Longwood

PAY PERIOD 8/4/2004 THROUGH 8/17/2004

FILE NUMBER FL-613

**(BOLDED AREA FOR OFFICE USE)**

DAY OF WEEK	MONTH-DAY	REGULAR HOURS*	ADDITIONAL HOURS	COMMENTS/EXPLANATIONS	OVERTIME TO BE REIMBURSED
WED.	8/4/2004	8			
THURS.	8/5/2004	8			
FRI.	8/6/2004	8			
SAT.	8/7/2004				
SUN.	8/8/2004				
MON.	8/9/2004	8			
TUES.	8/10/2004	8.0	0.5	Clarifier Repairs.	.5 O/T
Total hours		<u>40</u>	<u>0.5</u>		<u>.5 O/T</u>

WED.	8/11/2004	8			
THURS.	8/12/2004	8			
FRI.	8/13/2004	8			
SAT.	8/14/2004		2.75	Plant check - Hurricane Charley.	2.75 O/T
SUN.	8/15/2004		4.25	Plant check - Generator Hook up.	4.25 O/T
MON.	8/16/2004	8	1.25	Power Co. Removing Tree branches on Lines	1.25 O/T
TUES.	8/17/2004	8			
Total hours:		<u>40</u>	<u>8.25</u>		<u>8.25 O/T</u>

**GRAND TOTAL**  
80 8.75

8.75 O/T

8.25 O/T

**ABSENCE CODES:**

J = Jury Duty  
B = Funeral/Bereavement  
V = Vacation  
S = Sick  
W/C = Worker's Comp.  
H = Personal Floating Holiday  
F = Family Medical Leave (call Northbrook before using this code)

Regular Hours also include hours for "excused absences" (i.e. vacation time sick time, jury duty, etc.) and would be noted in the comments sections

This time sheet is a true record of all regular time and overtime to be reimbursed for this pay period.

EMPLOYEE SIGNATURE Nathan Van Meter DATE 8-18-04

SUPERVISOR SIGNATURE [Signature] DATE 8/18/04

**NON-EXEMPT PAYROLL TIMESHEET**

EMPLOYEE'S NAME: Ronald Dale White

LOCATION: Des Plaines

PAY PERIOD: 8/4/2004 THROUGH 8/17/2004

FILE NUMBER: 723

**(BOLDED AREA FOR OFFICE USE)**

DAY OF WEEK	MONTH-DAY	REGULAR HOURS*	ADDITIONAL HOURS	COMMENTS/EXPLANATIONS
WED.	8/4/2004	8		
THURS.	8/5/2004	8		
FRI.	8/6/2004	8		
SAT.	8/7/2004			
SUN.	8/8/2004			
MON.	8/9/2004	8		
TUES.	8/10/2004	8		

OVERTIME TO BE REIMBURSED

Total hours: 40

0

WED.	8/11/2004	8		
THURS.	8/12/2004	8	4	Hurricane preparation / fm break
FRI.	8/13/2004	8	4	" Fighting
SAT.	8/14/2004		20	Restoring service / lift stations
SUN.	8/15/2004		19	to lift stations
MON.	8/16/2004	8	5	Moving generators. lift stations
TUES.	8/17/2004	8	4	" " " "

4 O/T
4 O/T
20 O/T
19 O/T
5 O/T
4 O/T

Total hours: 40 56

56 O/T

**GRAND TOTAL** 40 56

56 O/T

**ABSENCE CODES:**

- J = Jury Duty
- B = Funeral/Bereavement
- V = Vacation
- S = Sick
- W/C = Worker's Comp.
- H = Personal Floating Holiday
- F = Family Medical Leave (call Northbrook before using this code)

\* Regular Hours also include hours for "excused absences" (i.e. vacation time sick time, jury duty, etc.) and would be noted in the comments sections

This time sheet is a true record of all regular time and overtime to be reimbursed for this pay period.

EMPLOYEE SIGNATURE: Ronald White DATE: 8/18/04

SUPERVISOR SIGNATURE: [Signature] DATE: 8/18/04

**NON-EXEMPT PAYROLL TIMESHEET**

EMPLOYEE'S NAME: DAVID Winkler

LOCATION MFD County FL

PAY PERIOD 8/4/2004 THROUGH 8/17/2004

FILE NUMBER 686

(BOLDED AREA FOR OFFICE USE)

DAY OF WEEK	MONTH-DAY	REGULAR HOURS *	ADDITIONAL HOURS	COMMENTS/EXPLANATIONS
WED.	8/4/2004	8	8	mfd county compliance
THURS.	8/5/2004	8		
FRI.	8/6/2004	0		
SAT.	8/7/2004	0		
SUN.	8/8/2004	8	8	mfd county compliance
MON.	8/9/2004	8		
TUES.	8/10/2004	8		

OVER TIME TO BE REIMBURSED
8 O/T
8 O/T

Total hours

40      16

16 O/T

WED.	8/11/2004	8		
THURS.	8/12/2004	8		
FRI.	8/13/2004	8	8	Hurricane Charley
SAT.	8/14/2004	0	8	mfd county compliance
SUN.	8/15/2004	8		
MON.	8/16/2004	8		
TUES.	8/17/2004	8		

8 O/T
8 O/T

Total hours:

40      16

16 O/T

**GRAND TOTAL**

80      32

32 O/T

**ABSENCE CODES:**

- J = Jury Duty
- B = Funeral/Bereavement
- V = Vacation
- S = Sick
- W/C = Worker's Comp.
- H = Personal Floating Holiday
- F = Family Medical Leave (call Northbrook before using this code)

\* Regular Hours also include hours for "excused absences" (i.e. vacation time sick time, jury duty, etc.) and would be noted in the comments sections

This time sheet is a true record of all regular time and overtime to be reimbursed for this pay period.

EMPLOYEE SIGNATURE

*David Winkler*

DATE

8/17/04

SUPERVISOR SIGNATURE

*Joe Cilla*

DATE

8/18/04

**NON-EXEMPT PAYROLL TIMESHEET**

EMPLOYEE'S NAME: THOMAS ABENDROTH

LOCATION: WEKIVA

PAY PERIOD: 8/18/2004 THROUGH 8/31/2004

FILE NUMBER: 98839FL

(BOLDED AREA FOR OFFICE USE)

DAY OF WEEK	MONTH-DAY	REGULAR HOURS	ADDITIONAL HOURS	COMMENTS/EXPLANATIONS
WED.	8/18/2004	8	4	POWER OUTAGES - Hurricane Charley
THURS.	8/19/2004	8	3	WATER BREAK / Flush lines
FRI.	8/20/2004	8		
SAT.	8/21/2004	0		
SUN.	8/22/2004	0		
MON.	8/23/2004	8		
TUES.	8/24/2004	8		

OVERTIME TO BE REIMBURSED
4 0/7
3 0/7

Total hours: 40 7

7 0/7

WED.	8/25/2004	8		
THURS.	8/26/2004	8		
FRI.	8/27/2004	8		
SAT.	8/28/2004	0		
SUN.	8/29/2004	0		
MON.	8/30/2004	8		
TUES.	8/31/2004	8		


Total hours: 40 0

0

**GRAND TOTAL** 80 7

7 0/7

**ABSENCE CODES:**

- J = Jury Duty
- B = Funeral/Bereavement
- V = Vacation
- S = Sick
- W/C = Worker's Comp.
- H = Personal Floating Holiday
- F = Family Medical Leave (call Northbrook before using this code)

• Regular Hours also include hours for "excused absences" (i.e. vacation time sick time, jury duty, etc.) and would be noted in the comments sections

This time sheet is a true record of all regular time and overtime to be reimbursed for this pay period.

EMPLOYEE SIGNATURE

*Thomas Abendroth*

DATE

9-1-04

SUPERVISOR SIGNATURE

*[Signature]*

DATE

9-1-04

NON-EXEMPT PAYROLL TIMESHEET

EMPLOYEE'S NAME: James Alday

LOCATION Des Pinar

PAY PERIOD 8/18/2004 THROUGH 8/31/2004

FILE NUMBER 98840FL

(BOLDED AREA FOR OFFICE USE)

DAY OF WEEK	MONTH-DAY	REGULAR HOURS •	ADDITIONAL HOURS	COMMENTS/EXPLANATIONS
WED.	8/18/2004	8	8	Generators Des Pinar
THURS.	8/19/2004	8		
FRI.	8/20/2004	8		
SAT.	8/21/2004	0		
SUN.	8/22/2004	0		
MON.	8/23/2004	8		
TUES.	8/24/2004	8		

OVERTIME TO BE REIMBURSED
8 0/1

Total hours 40 8

8 0/1

WED.	8/25/2004	8		
THURS.	8/26/2004	8		
FRI.	8/27/2004	8		
SAT.	8/28/2004	0		
SUN.	8/29/2004	0		
MON.	8/30/2004	8		
TUES.	8/31/2004	8		


Total hours: 40

0

**GRAND TOTAL** 80 8

8 0/1

ABSENCE CODES:
J = Jury Duty
B = Funeral/Bereavement
V = Vacation
S = Sick
W/C = Worker's Comp.
H = Personal Floating Holiday
F = Family Medical Leave (call Northbrook before using this code)

• Regular Hours also include hours for "excused absences" (i.e. vacation time sick time, jury duty, etc.) and would be noted in the comments sections

This time sheet is a true record of all regular time and overtime to be reimbursed for this pay period.

EMPLOYEE SIGNATURE James Alday DATE 8/31/04  
 SUPERVISOR SIGNATURE [Signature] DATE 8/31/04

NON-EXEMPT PAYROLL TIMESHEET

EMPLOYEE'S NAME: JOSEPH C. BELCASTRO

LOCATION: COLUMBIA

PAY PERIOD: 8/18/2004 THROUGH 8/31/2004

FILE NUMBER: 98807

(BOLDED AREA FOR OFFICE USE)

DAY OF WEEK	MONTH-DAY	REGULAR HOURS •	ADDITIONAL HOURS	COMMENTS/EXPLANATIONS
WED.	8/18/2004	8		
THURS.	8/19/2004	8		
FRI.	8/20/2004	8		
SAT.	8/21/2004	.		
SUN.	8/22/2004	.		
MON.	8/23/2004	8		
TUES.	8/24/2004	8		

OVERTIME TO BE REIMBURSED

Total hours: 40

WED.	8/25/2004	8		
THURS.	8/26/2004	8		
FRI.	8/27/2004	8		
SAT.	8/28/2004	.		
SUN.	8/29/2004	.	6	... moved generator from Columbia to KINGSTEEF Hurricane FRANCES
MON.	8/30/2004 <small>Call</small>	8	3	... 424 Sewer Service back up
TUES.	8/31/2004 <small>Call</small>	8	1 3.5	... 1314 TURN ON 461 Sewer back up 451 critical alarm


Total hours: 40 13 1/2 (13 1/2)

**GRAND TOTAL** 80 13.5

13.50 OT

ABSENCE CODES:
J = Jury Duty
B = Funeral/Bereavement
V = Vacation
S = Sick
W/C = Worker's Comp.
H = Personal Floating Holiday
F = Family Medical Leave (call Northbrook before using this code)

• Regular Hours also include hours for "excused absences" (i.e. vacation time sick time, jury duty, etc.) and would be noted in the comments sections

This time sheet is a true record of all regular time and overtime to be reimbursed for this pay period.

EMPLOYEE SIGNATURE: Joseph Belcastro DATE: 8-31-04

SUPERVISOR SIGNATURE: B. Anthony [Signature] DATE: 9/1/04

NON-EXEMPT PAYROLL TIMESHEET

EMPLOYEES NAME: Robert Callahan

LOCATION: Clermont

PAY PERIOD: 8/18/2004 THROUGH 8/31/2004

FILE NUMBER: \_\_\_\_\_

(BOLDED AREA FOR OFFICE USE)

DAY OF WEEK	MONTH-DAY	REGULAR HOURS*	ADDITIONAL HOURS	COMMENTS/EXPLANATIONS	OVERTIME TO BE REIMBURSED
WED.	8/18/2004	8	6 1/2	Booster station High low level alarm Low GST AT Greater Groves WTP	6.5 dt
THURS.	8/19/2004	8	4	Main leak at 15714 Green Cove	4.0 dt
FRI.	8/20/2004	8	2 1/2	High low level alarm at Booster station	2.5 dt
SAT.	8/21/2004		2	Low GST at Greater Groves wtp	2.0 dt
SUN.	8/22/2004				
MON.	8/23/2004	8	1 1/2	Power failure at Lift station #16	1.5 dt
TUES.	8/24/2004	8			

Total hours: 40 16 1/2

16.5 dt

WED.	8/25/2004	8			
THURS.	8/26/2004	8			
FRI.	8/27/2004	8			
SAT.	8/28/2004				
SUN.	8/29/2004				
MON.	8/30/2004	8			
TUES.	8/31/2004	8			

Total hours: 40

0

**GRAND TOTAL** 80 16 1/2

16.5 dt

ABSENCE CODES:
J = Jury Duty
B = Funeral/Bereavement
V = Vacation
S = Sick
W/C = Worker's Comp.
H = Personal Floating Holiday
F = Family Medical Leave (call Northbrook before using this code)

\* Regular Hours also include hours for "excused absences" (i.e. vacation time sick time, jury duty, etc.) and would be noted in the comments sections

This time sheet is a true record of all regular time and overtime to be reimbursed for this pay period.

EMPLOYEE SIGNATURE Robert Callahan DATE 9-1-04

SUPERVISOR SIGNATURE [Signature] DATE 9-1-04

*[Handwritten mark]*



**NON-EXEMPT PAYROLL TIMESHEET**

EMPLOYEE'S NAME: Ralph N. Cook

LOCATION W. Cole, SC

PAY PERIOD 8/18/2004 THROUGH 8/31/2004

FILE NUMBER 13513

**(BOLDED AREA FOR OFFICE USE)**

DAY OF WEEK	MONTH-DAY	REGULAR HOURS	ADDITIONAL HOURS	COMMENTS/EXPLANATIONS
WED.	8/18/2004	8	3.0	680 Hurricane Response - Charley
THURS.	8/19/2004	8	1.0	382 tumor water
FRI.	8/20/2004	8		
SAT.	8/21/2004			
SUN.	8/22/2004			
MON.	8/23/2004	8		
TUES.	8/24/2004	8		

Total hours: 40 4.0

WED.	8/25/2004	8		
THURS.	8/26/2004	8		
FRI.	8/27/2004	8		
SAT.	8/28/2004			
SUN.	8/29/2004		6.0	4315 Thunder Storm/power outage
MON.	8/30/2004	8		
TUES.	8/31/2004	8		

Total hours: 40 6.0

**GRAND TOTAL** 80 10

OVERTIME TO BE REIMBURSED


10.0

ABSENCE CODES:
J = Jury Duty
B = Funeral/Bereavement
V = Vacation
S = Sick
W/C = Worker's Comp.
H = Personal Floating Holiday
F = Family Medical Leave (call Northbrook before using this code)

• Regular Hours also include hours for "excused absences" (i.e. vacation time sick time, jury duty, etc.) and would be noted in the comments sections

This time sheet is a true record of all regular time and overtime to be reimbursed for this pay period.

EMPLOYEE SIGNATURE Ralph N. Cook DATE 8-31-04

SUPERVISOR SIGNATURE Larry Bode DATE 8-31-04  
*LR* **(BTN)**

**NON-EXEMPT PAYROLL TIMESHEET**

EMPLOYEE'S NAME: Kevin Cooper

LOCATION: Des Pinar Plant FL

PAY PERIOD: 8/18/2004 THROUGH 8/31/2004

FILE NUMBER: 714 FL

**(BOLDED AREA FOR OFFICE USE)**

DAY OF WEEK	MONTH-DAY	REGULAR HOURS •	ADDITIONAL HOURS	COMMENTS/EXPLANATIONS
WED.	8/18/2004	8.0		
THURS.	8/19/2004	8.0		
FRI.	8/20/2004	8.0		
SAT.	8/21/2004		10.0	Call duty standby 2108 woodbridge. Gas generator at shadow TL. Light solutions and generator.
SUN.	8/22/2004		8.50	Gas generator Shadow TL. High water LS. Call 10 Tachan st. 1930 W. Highway - Feb 3, 4 & 2 Power out back of generator.
MON.	8/23/2004	8.0		
TUES.	8/24/2004	8.0		

OVERTIME TO BE REIMBURSED
10.0H
8.50H

Total hours: 40.0 18.50

18.50H

WED.	8/25/2004	8.0		
THURS.	8/26/2004	8.0		
FRI.	8/27/2004	8.0		
SAT.	8/28/2004			
SUN.	8/29/2004			
MON.	8/30/2004	8.0		
TUES.	8/31/2004	8.0		


Total hours: 40.0

0

**GRAND TOTAL** 80.0 18.50

18.50H

ABSENCE CODES:
J = Jury Duty
B = Funeral/Bereavement
V = Vacation
S = Sick
W/C = Worker's Comp.
H = Personal Floating Holiday
F = Family Medical Leave (call Northbrook before using this code)

• Regular Hours also include hours for "excused absences" (i.e. vacation time sick time, jury duty, etc.) and would be noted in the comments sections

This time sheet is a true record of all regular time and overtime to be reimbursed for this pay period.

EMPLOYEE SIGNATURE: Robert Kevin Cooper DATE: 8/31/04

SUPERVISOR SIGNATURE: [Signature] DATE: 8/31/04

**NON-EXEMPT PAYROLL TIMESHEET**

EMPLOYEE'S NAME: Jeffrey C Elder

LOCATION Wekiva Shop

PAY PERIOD 8/18/2004 THROUGH 8/31/2004

FILE NUMBER 98665 FL

**(BOLDED AREA FOR OFFICE USE)**

DAY OF WEEK	MONTH-DAY	REGULAR HOURS •	ADDITIONAL HOURS	COMMENTS/EXPLANATIONS
WED.	8/18/2004	8	4.25	Power outage on call
THURS.	8/19/2004	8	1	HS alarm
FRI.	8/20/2004	8		
SAT.	8/21/2004			
SUN.	8/22/2004			
MON.	8/23/2004	8		
TUES.	8/24/2004	8		

OVERTIME TO BE REIMBURSED
4.25 O/T
1 O/T

Total hours 40 5.25

5.25 O/T

WED.	8/25/2004	8	4	on call
THURS.	8/26/2004	8	5.75	power ty
FRI.	8/27/2004	8		
SAT.	8/28/2004		3.50	alarms-calls
SUN.	8/29/2004		.25	
MON.	8/30/2004	8	6.5	HS power outage
TUES.	8/31/2004	8		

4 O/T
5.75 O/T
3.5 O/T
.25 O/T
6.5 O/T

Total hours: 40 20

20 O/T

**GRAND TOTAL** 80 25.25

25.25 O/T

ABSENCE CODES:
J = Jury Duty
B = Funeral/Bereavement
V = Vacation
S = Sick
W/C = Worker's Comp.
H = Personal Floating Holiday
F = Family Medical Leave (call Northbrook before using this code)

• Regular Hours also include hours for "excused absences" (i.e. vacation time sick time, jury duty, etc.) and would be noted in the comments sections

This time sheet is a true record of all regular time and overtime to be reimbursed for this pay period.

EMPLOYEE SIGNATURE [Signature] DATE 8/1/04

SUPERVISOR SIGNATURE [Signature] DATE 9/1/04

NON-EXEMPT PAYROLL TIMESHEET

EMPLOYEE'S NAME: Larry FRAZIER

LOCATION: Charlotte

PAY PERIOD: 8/18/2004 THROUGH 8/31/2004

FILE NUMBER: 98691

(BOLDED AREA FOR OFFICE USE)

DAY OF WEEK	MONTH-DAY	REGULAR HOURS*	ADDITIONAL HOURS	COMMENTS/EXPLANATIONS
WED.	8/18/2004	8	1	Holiday duty - Delawco.
THURS.	8/19/2004	8		
FRI.	8/20/2004	8		
SAT.	8/21/2004	0		
SUN.	8/22/2004	0		
MON.	8/23/2004	8	7	13715 Pawtuck CT - water leak 10231 Rockwood - sewer leak
TUES.	8/24/2004	8		

OVERTIME TO BE REIMBURSED

Total hours: 40 8.0

WED.	8/25/2004	8	2.5	Alarm Call Tower
THURS.	8/26/2004	8	3	Alarm Call Tower
FRI.	8/27/2004	8		
SAT.	8/28/2004	0	4.5	Bad taste in water - possible leak - Twittlerock
SUN.	8/29/2004	0		
MON.	8/30/2004	8	2	Low Pressure Wincor Chase well house
TUES.	8/31/2004	8		


Total hours: 40 12

**GRAND TOTAL** 80 20.0

20.0

ABSENCE CODES:
J = Jury Duty
B = Funeral/Bereavement
V = Vacation
S = Sick
W/C = Worker's Comp.
H = Personal Floating Holiday
F = Family Medical Leave (call Northbrook before using this code)

• Regular Hours also include hours for "excused absences" (i.e. vacation time sick time, jury duty, etc.) and would be noted in the comments sections

This time sheet is a true record of all regular time and overtime to be reimbursed for this pay period.

EMPLOYEE SIGNATURE Larry Frazier DATE 8/31/04

SUPERVISOR SIGNATURE Mark Aban DATE 9-1-04

NON-EXEMPT PAYROLL TIMESHEET

EMPLOYEE'S NAME: Ismael Garcia

LOCATION: CROSS CREEK / EARLE RIDGE

PAY PERIOD: 8/18/2004 THROUGH 8/31/2004

FILE NUMBER: \_\_\_\_\_

(BOLDED AREA FOR OFFICE USE)

DAY OF WEEK	MONTH-DAY	REGULAR HOURS	ADDITIONAL HOURS	COMMENTS/EXPLANATIONS	OVERTIME TO BE REIMBURSED
WED.	8/18/2004	8			
THURS.	8/19/2004	8			
FRI.	8/20/2004		8	COVER @ CROSS CREEK	8 O/T
SAT.	8/21/2004		6	COVER @ CROSS CREEK	6 O/T
SUN.	8/22/2004	8	3	EMERGENCY CALL-OUT EARLE RIDGE LIFT STATION	3 O/T
MON.	8/23/2004	8			
TUES.	8/24/2004	8			

Total hours: 40 17

17 O/T

WED.	8/25/2004	8	4	PUMP DOWN CROSS CREEK FOR PLATEFIELD ROPING (E.M.S.)	4 O/T
THURS.	8/26/2004	8			
FRI.	8/27/2004		8	COVER @ CROSS CREEK	8 O/T
SAT.	8/28/2004				
SUN.	8/29/2004	8	4	Coverage	4 O/T
MON.	8/30/2004	8	4	Coverage	4 O/T
TUES.	8/31/2004	8			

Total hours: 40 20

20 O/T

GRAND TOTAL: 80 37

37 O/T

- ABSENCE CODES:
- = Jury Duty
  - = Funeral/Bereavement
  - = Vacation
  - = Sick
  - = WC = Worker's Comp.
  - = Personal Floating Holiday
  - = Family Medical Leave (call Northbrook before using this code)

Regular Hours also include hours for "excused absences" (i.e. vacation time, sick time, jury duty, etc.) and would be noted in the comments sections.

This time sheet is a true record of all regular time and overtime to be reimbursed for his pay period.

EMPLOYEE SIGNATURE: Ismael Garcia DATE: 8/31/04

SUPERVISOR SIGNATURE: [Signature] DATE: 9/1/04

**NON-EXEMPT PAYROLL TIMESHEET**

EMPLOYEE'S

NAME: SCOTT C. LEARNED

LOCATION: Alafaya, FL

PAY PERIOD: 8/18/2004 THROUGH 8/31/2004

FILE NUMBER: 758

**(BOLDED AREA FOR OFFICE USE)**

DAY OF WEEK	MONTH-DAY	REGULAR HOURS -	ADDITIONAL HOURS	COMMENTS/EXPLANATIONS	OVERTIME TO BE REIMBURSED
WED.	8/18/2004	8.0			
THURS.	8/19/2004	8.0	4.0	AL-7 liftstation power outage	4.0 OT
FRI.	8/20/2004	8.0			
SAT.	8/21/2004		4.0	AL-7 liftstation power outage	4.0 OT
SUN.	8/22/2004				
MON.	8/23/2004	8.0			
TUES.	8/24/2004	8.0			

Total hours: 40.0 8.0

8.0 OT

WED.	8/25/2004	8.0			
THURS.	8/26/2004	8.0			
FRI.	8/27/2004	8.0			
SAT.	8/28/2004				
SUN.	8/29/2004				
MON.	8/30/2004	8.0			
TUES.	8/31/2004	8.0			

Total hours: 40.0 0

0

**GRAND TOTAL**  

80.0	8.0
------	-----

8.0 OT

- ABSENCE CODES:**
- J = Jury Duty
  - B = Funeral/Bereavement
  - V = Vacation
  - S = Sick
  - W/C = Worker's Comp.
  - = Personal Floating Holiday
  - F = Family Medical Leave (call Northbrook before using this code)

• Regular hours also include hours for "excused absences" (i.e. vacation time, sick time, jury duty, etc.) and would be noted in the comments sections

This time sheet is a true record of all regular time and overtime to be

reimbursed or this pay period.

EMPLOYEE SIGNATURE: Scott C. Learned DATE: 8/31/04

SUPERVISOR SIGNATURE: [Signature] DATE: 8/31/04

**NON-EXEMPT PAYROLL TIMESHEET**

EMPLOYEES

NAME: Greg Lee

LOCATION: MILES GRANT

PAY PERIOD: 8/18/2004 THROUGH 8/31/2004

FILE NUMBER: 704

**(BOLDED AREA FOR OFFICE USE)**

DAY OF WEEK	MONTH-DAY	REGULAR HOURS	ADDITIONAL HOURS	COMMENTS/EXPLANATIONS	OVERTIME TO BE REIMBURSED
WED.	8/18/2004	8			
THURS.	8/19/2004	8			
FRI.	8/20/2004	8			
SAT.	8/21/2004				
SUN.	8/22/2004				
MON.	8/23/2004	8	3	call out - customer no H20	3.0/T
TUES.	8/24/2004	8			

Total hours: 40 3

3.0/T

WED.	8/25/2004	8	1.5	High NTU STP - stayed late	1.5 O/T
THURS.	8/26/2004	8			
FRI.	8/27/2004	8			
SAT.	8/28/2004				
SUN.	8/29/2004		6	WORKED SHIFTS COVERAGE	6.0/T
MON.	8/30/2004	8			
TUES.	8/31/2004	8			

Total hours: 40 6

7.5 O/T

**GRAND TOTAL** 80 10.5

10.5 O/T

ABSENCE CODES:
J = Jury Duty
B = Funeral/Bereavement
V = Vacation
S = Sick
W/C = Worker's Comp.
H = Personal Floating Holiday
P = Family Medical Leave (call Northbrook before using this code)

• Regular Hours also include hours for "excused absences" (i.e. vacation time sick time, jury duty, etc.) and would be noted in the comments sections

This time sheet is a true record of all regular time and overtime to be reimbursed for this pay period.

EMPLOYEE SIGNATURE: Greg Lee DATE: 8/31/04

SUPERVISOR SIGNATURE: [Signature] DATE: 9/1/04

**NON-EXEMPT PAYROLL TIMESHEET**

EMPLOYEES

NAME: ALEXANDER LORENZO

LOCATION WEKIVA

PAY PERIOD 8/18/2004 THROUGH 8/31/2004

FILE NUMBER \_\_\_\_\_

(BOLDED AREA FOR OFFICE USE)

DAY OF WEEK	MONTH-DAY	REGULAR HOURS*	ADDITIONAL HOURS	COMMENTS/EXPLANATIONS
WED.	8/18/2004	10.0		
THURS.	8/19/2004	10.0	1.0	MAIN BREAK / GENERATOR SRUC
FRI.	8/20/2004	10.0		
SAT.	8/21/2004	10.0	1.0	HELP DOUG
SUN.	8/22/2004			
MON.	8/23/2004			
TUES.	8/24/2004			

OVERTIME TO BE REBURSED
1.0/T
1.0/T

Total hours 40.0 <sup>0.2</sup> 2.0

2.0/T

WED.	8/25/2004	10.0		
THURS.	8/26/2004	10.0		
FRI.	8/27/2004	10.0	4.0	STATE EXAM
SAT.	8/28/2004	10.0	1.0	SWITCH TO REUSE / REJECT FLOW
SUN.	8/29/2004			
MON.	8/30/2004			
TUES.	8/31/2004			

4.0/T
1.0/T

Total hours: 40.0 5.0

5.0/T

**GRAND TOTAL** 80.0 7.0

7.0/T

5.0/T

ABSENCE CODES:
J = Jury Duty
B = Funeral/Bereavement
V = Vacation
S = Sick
W/C = Worker's Comp.
H = Personal Floating Holiday
F = Family Medical Leave (call Northbrook before using this code)

\* Regular Hours also include hours for "excused absences" (i.e. vacation time sick time, jury duty, etc.) and would be noted in the comments sections

This time sheet is a true record of all regular time and overtime to be

reimbursed for this pay period.

EMPLOYEE SIGNATURE Alexander Lorenzo DATE 8/31/04

SUPERVISOR SIGNATURE J.E. Keys DATE 8-31-04



**NON-EXEMPT PAYROLL TIMESHEET**

EMPLOYEE'S NAME: Jeff Pinder

LOCATION Wekiva Shop

PAY PERIOD 8/18/2004 THROUGH 8/31/2004

FILE NUMBER 707 FL

(BOLDED AREA FOR OFFICE USE)

DAY OF WEEK	MONTH-DAY	REGULAR HOURS	ADDITIONAL HOURS	COMMENTS/EXPLANATIONS
WED.	8/18/2004	8	5.5	Power outage 4/5 602 Area.
THURS.	8/19/2004	8	4	10" w.m. E. Wekiva TRL
FRI.	8/20/2004	8		
SAT.	8/21/2004		5	AT-3 4/5
SUN.	8/22/2004		12	AT-3 4/5
MON.	8/23/2004	8	1	Leak on Sugar Ridge Ct.
TUES.	8/24/2004	8		

OVERTIME TO BE REIMBURSED
5.5 O/T
4 O/T
5 O/T
12 O/T
1 O/T

Total hours 40 27.5

27.5 O/T

WED.	8/25/2004	8	1	8" Gravity Sewer on Hillview
THURS.	8/26/2004	8 S		SLCK day
FRI.	8/27/2004	8		
SAT.	8/28/2004			
SUN.	8/29/2004			
MON.	8/30/2004	8		
TUES.	8/31/2004	8		

1.5/T

Total hours: 40 1

1.5/T

**GRAND TOTAL**  

<u>80</u>	<u>28.5</u>
-----------	-------------

27.5 O/T  
1.5/T

- ABSENCE CODES:**
- J = Jury Duty
  - B = Funeral/Bereavement
  - V = Vacation
  - S = Sick
  - W/C = Worker's Comp.
  - H = Personal Floating Holiday
  - F = Family Medical Leave (call Northbrook before using this code)

• Regular Hours also include hours for "excused absences" (i.e. vacation time sick time, jury duty, etc.) and would be noted in the comments sections

This time sheet is a true record of all regular time and overtime to be reimbursed for this pay period.

EMPLOYEE SIGNATURE [Signature] DATE 9-1-04  
 SUPERVISOR SIGNATURE [Signature] DATE 9/1/04

**NON-EXEMPT PAYROLL TIMESHEET**

EMPLOYEE'S NAME David Ryniak

LOCATION West Coast

PAY PERIOD 8/18/2004 THROUGH 8/31/2004

FILE NUMBER 73901

**(BOLDED AREA FOR OFFICE USE)**

DAY OF WEEK	MONTH-DAY	REGULAR HOURS *	ADDITIONAL HOURS	COMMENTS/EXPLANATIONS
WED.	8/18/2004	8-	2	Trailer Generator Problems (per Joe)
THURS.	8/19/2004	8-	6	Pebble Creek #1 L-S (NO Power)
FRI.	8/20/2004	8		
SAT.	8/21/2004	0	4	Zypress Lakes OHO Alarm s12 Alarm
SUN.	8/22/2004	0		
MON.	8/23/2004	8		
TUES.	8/24/2004	8		

OVERTIME TO BE REIMBURSED
2 O/T
6 O/T
4 O/T

Total hours 40 12

12 O/T

WED.	8/25/2004	8		
THURS.	8/26/2004	8		
FRI.	8/27/2004	8		
SAT.	8/28/2004	0		
SUN.	8/29/2004	0		
MON.	8/30/2004	8		
TUES.	8/31/2004	8		


Total hours: 40

0

**GRAND TOTAL** 80 12

12 O/T

ABSENCE CODES:
J = Jury Duty
B = Funeral/Bereavement
V = Vacation
S = Sick
W/C = Worker's Comp.
H = Personal Floating Holiday
F = Family Medical Leave (call Northbrook before using this code)

\* Regular Hours also include hours for "excused absences" (i.e. vacation time sick time, jury duty, etc.) and would be noted in the comments sections

This time sheet is a true record of all regular time and overtime to be reimbursed for this pay period.

EMPLOYEE SIGNATURE David Ryniak DATE 8-31-04

SUPERVISOR SIGNATURE Joe Gallo DATE 8-31-04

**NON-EXEMPT PAYROLL TIMESHEET**

EMPLOYEE'S  
NAME: Robert C. Smith

LOCATION Simpsonville

PAY PERIOD 8/18/2004 THROUGH 8/31/2004

FILE NUMBER 98743

(BOLDED AREA FOR OFFICE USE)

DAY OF WEEK	MONTH-DAY	REGULAR HOURS*	ADDITIONAL HOURS	COMMENTS/EXPLANATIONS
WED.	8/18/2004	<b>8</b>	1	Charley Camp - FL Charley Camp
THURS.	8/19/2004	8		
FRI.	8/20/2004	8		
SAT.	8/21/2004			
SUN.	8/22/2004			
MON.	8/23/2004	8		
TUES.	8/24/2004	8		

OVERTIME TO BE REIMBURSED

Total hours 40 1

WED.	8/25/2004	8		
THURS.	8/26/2004	8		
FRI.	8/27/2004	8		
SAT.	8/28/2004			
SUN.	8/29/2004			
MON.	8/30/2004	8		
TUES.	8/31/2004	8		


Total hours: 40

**GRAND TOTAL** 80 1

**1 OT**

ABSENCE CODES:
J = Jury Duty
B = Funeral/Bereavement
V = Vacation
S = Sick
W/C = Worker's Comp.
H = Personal Floating Holiday
F = Family Medical Leave (call Northbrook before using this code)

\* Regular Hours also include hours for "excused absences" (i.e. vacation time sick time, jury duty, etc.) and would be noted in the comments sections

This time sheet is a true record of all regular time and overtime to be reimbursed for this pay period.

EMPLOYEE SIGNATURE Robert C. Smith DATE 8/30/04

SUPERVISOR SIGNATURE [Signature] DATE 8/31/04

M.A. (BTA)

**NON-EXEMPT PAYROLL TIMESHEET**

EMPLOYEE'S NAME: FERRELLYN TROVINGTR

LOCATION: Altamonte Springs, FL

PAY PERIOD: 8/18/2004 THROUGH 8/31/2004

FILE NUMBER: 98648FL

(BOLDED AREA FOR OFFICE USE)

DAY OF WEEK	MONTH-DAY	REGULAR HOURS*	ADDITIONAL HOURS	COMMENTS/EXPLANATIONS
WED.	8/18/2004	8	7.00	Dispatch
THURS.	8/19/2004	8	3.25	"
FRI.	8/20/2004	<del>8</del> comp	1.00	"
SAT.	8/21/2004	2	7.50	"
SUN.	8/22/2004	—	10.25	"
MON.	8/23/2004	8	2.25	"
TUES.	8/24/2004	8	2.00	"

OVERTIME TO BE REBURSED
1.00
3.25
1.00
7.50
10.25
2.25
2.00
<b>27.25</b>

Total hours: 34 33.25

WED.	8/25/2004	8	.25	"
THURS.	8/26/2004	8		
FRI.	8/27/2004	8		
SAT.	8/28/2004	—		
SUN.	8/29/2004	—		
MON.	8/30/2004	8		
TUES.	8/31/2004	8		

.25
<b>.25</b>

Total hours: 40 .25

**GRAND TOTAL** 74 33.50

**27.50**

ABSENCE CODES:
J = Jury Duty
B = Funeral/Bereavement
V = Vacation
S = Sick
W/C = Worker's Comp.
H = Personal Floating Holiday
F = Family Medical Leave (call Northbrook before using this code)

\* Regular Hours also include hours for "excused absences" (i.e. vacation time sick time, jury duty, etc.) and would be noted in the comments sections

This time sheet is a true record of all regular time and overtime to be reimbursed for this pay period.

EMPLOYEE SIGNATURE: Ferrellyn Trovings DATE: \_\_\_\_\_

SUPERVISOR SIGNATURE: [Signature] DATE: 9/2/04

**NON-EXEMPT PAYROLL TIMESHEET**

EMPLOYEE'S NAME:

Ronald Dale White

LOCATION

Des Plaines

PAY PERIOD 8/18/2004 THROUGH 8/31/2004

FILE NUMBER

# 723

(BOLDED AREA FOR OFFICE USE)

DAY OF WEEK	MONTH-DAY	REGULAR HOURS •	ADDITIONAL HOURS	COMMENTS/EXPLANATIONS	OVERTIME TO BE REIMBURSED
WED.	8/18/2004	8	4.0	Fuel Gen. & Supervise Gen. <sup>hurricane</sup>	4 O/T
THURS.	8/19/2004	8	5.0	Rotation, wire Gen. to hurricane	5 O/T
FRI.	8/20/2004	8		Station and remove Gen.	
SAT.	8/21/2004				
SUN.	8/22/2004		2.0	Reset Gen. LW <sup>2</sup>	2 O/T
MON.	8/23/2004	8			
TUES.	8/24/2004	8			

Total hours 40 11

11 O/T

WED.	8/25/2004	8		
THURS.	8/26/2004	8	3.0	Shut down foreman's lift
FRI.	8/27/2004	8		station for construction to
SAT.	8/28/2004			REPAIR
SUN.	8/29/2004			
MON.	8/30/2004	8		
TUES.	8/31/2004	8		

Total hours: 40 3.0

3 O/T

**GRAND TOTAL**

80 14.

14 O/T

**ABSENCE CODES:**

- J = Jury Duty
- B = Funeral/Bereavement
- V = Vacation
- S = Sick
- W/C = Worker's Comp.
- H = Personal Floating Holiday
- F = Family Medical Leave (call Northbrook before using this code)

• Regular Hours also include hours for "excused absences" (i.e. vacation time sick time, jury duty, etc.) and would be noted in the comments sections

This time sheet is a true record of all regular time and overtime to be reimbursed for this pay period.

EMPLOYEE SIGNATURE

Ronald Dale White DATE 8/31/04

SUPERVISOR SIGNATURE

[Signature] DATE 8/31/04

**NON-EXEMPT PAYROLL TIMESHEET**

EMPLOYEE'S NAME: Alex Williams

LOCATION 770-750

PAY PERIOD 9/1/2004 THROUGH 9/14/2004

FILE NUMBER 397-LA

**(BOLDED AREA FOR OFFICE USE)**

DAY OF WEEK	MONTH-DAY	REGULAR HOURS •	ADDITIONAL HOURS	COMMENTS/EXPLANATIONS
WED.	9/1/2004	8		installed plate on KP @ Lechauer
THURS.	9/2/2004	8		installed plates on Q2 disesto
FRI.	9/3/2004	8		gathered equipment to leave for France
SAT.	9/4/2004	0		
SUN.	9/5/2004	7		Hurricane Frances
MON.	9/6/2004	Holiday	14	Hurricane Frances
TUES.	9/7/2004	8	4	Hurricane Frances

OVERTIME TO BE REIMBURSED
14.05
3.05

Total hours 39 18

WED.	9/8/2004	8	4	Hurricane Frances
THURS.	9/9/2004	8		dropped off generator, brought pump & water to shed
FRI.	9/10/2004	8		installed new pump @ KP LIS picked up tractor
SAT.	9/11/2004	0		
SUN.	9/12/2004	0		
MON.	9/13/2004	8		diesel fuel for Hurricane Ivan
TUES.	9/14/2004	8		<del>Preparation</del> Ivan Preparation


Total hours: 40 4

**GRAND TOTAL** 79 22

21.05  
8.00

<p><b>ABSENCE CODES:</b></p> <p>J = Jury Duty</p> <p>B = Funeral/Bereavement</p> <p>V = Vacation</p> <p>S = Sick</p> <p>W/C = Worker's Comp.</p> <p>H = Personal Floating Holiday</p> <p>F = Family Medical Leave (call Northbrook before using this code)</p>	<p>• Regular Hours also include hours for "excused absences" (i.e. vacation time sick time, jury duty, etc.) and would be noted in the comments sections</p> <p>This time sheet is a true record of all regular time and overtime to be reimbursed for this pay period.</p> <p>EMPLOYEE SIGNATURE <u><i>Alex Williams</i></u> DATE <u>9/14/04</u></p> <p>SUPERVISOR SIGNATURE <u><i>[Signature]</i></u> DATE <u>9/14/04</u></p>
--	---

**NON-EXEMPT PAYROLL TIMESHEET**

Hurricane  
Frances

EMPLOYEES NAME: Todd Hiscock

LOCATION 693 west

PAY PERIOD 9/1/2004 THROUGH 9/14/2004

FILE NUMBER 098767

**(BOLDED AREA FOR OFFICE USE)**

DAY OF WEEK	MONTH-DAY	REGULAR HOURS*	ADDITIONAL HOURS	COMMENTS/EXPLANATIONS
WED.	9/1/2004	5		FLE
THURS.	9/2/2004	5		FLE
FRI.	9/3/2004	5		FLE
SAT.	9/4/2004	Ø		Ø
SUN.	9/5/2004	8		FLE <sup>ck 2 hrs</sup> WWTP / CYP LAKES <sup>6 hr</sup> WWTF
MON.	9/6/2004	Holiday	10	FLE 4s problem / Gen. problem
TUES.	9/7/2004	5		

OVERTIME TO BE REIMBURSED
10 OT

Total hours: 28 10

10 OT

WED.	9/8/2004	5		FLE
THURS.	9/9/2004	5		FLE
FRI.	9/10/2004	5		FLE
SAT.	9/11/2004	8		CYP WWTP / CYP WWTP
SUN.	9/12/2004	7	2	CYP WWTF / FLE WWTPCK
MON.	9/13/2004	5		
TUES.	9/14/2004	5		

2 OT

Total hours: 40 2

2 OT

**GRAND TOTAL**  
68 12

12 OT

*(10 OT hrs related to Hurr. Frances)*

*12 OT*

**ABSENCE CODES:**

- J = Jury Duty
- F = Funeral/Bereavement
- V = Vacation
- S = Sick
- W/C = Worker's Comp.
- P = Personal Floating Holiday
- FM = Family Medical Leave (call Northbrook before using this code)

\* Regular Hours also include hours for "excused absences" (i.e. vacation time sick time, jury duty, etc.) and would be noted in the comments sections

This time sheet is a true record of all regular time and overtime to be reimbursed for this pay period.

EMPLOYEE SIGNATURE

*Todd Hiscock*

DATE

9/14/04

SUPERVISOR SIGNATURE

*Joe Cillis*

DATE

9/15/04

NON-EXEMPT PAYROLL TIMESHEET

EMPLOYEE'S NAME: Channing S. Brooks

LOCATION: Golden Hills Golf & Turf

PAY PERIOD: 9/1/2004 THROUGH 9/14/2004

FILE NUMBER: \_\_\_\_\_

(BOLDED AREA FOR OFFICE USE)

DAY OF WEEK	MONTH-DAY	REGULAR HOURS	ADDITIONAL HOURS	COMMENTS/EXPLANATIONS	OVERTIME TO BE REIMBURSED
WED.	9/1/2004	8		Wood trim Spring Round up <sup>Hurricane Frances</sup>	
THURS.	9/2/2004	8		Service Calls Locates Shop Clean Checks	
FRI.	9/3/2004	8		Prep for Hurricane Frances	
SAT.	9/4/2004	-	-	ON Call Hurricane Frances	
SUN.	9/5/2004	-	-	ON Call " " "	
MON.	9/6/2004	1 Holiday	8	Recoupe <sup>Hurricane Frances</sup> <sup>Lift Station</sup> Waste Access Simulcal	8 O/T
TUES.	9/7/2004	8		Maintenance Pump 6PM-2 AM <u>Hurricane Frances</u>	

Total hours: 40 72 + 8.5?

8 O/T

WED.	9/8/2004	8		Cleanup After Hurricane	
THURS.	9/9/2004	8		LAK & BROOKS Service Calls/	
FRI.	9/10/2004	8		Wood Trim Service Calls Mow	
SAT.	9/11/2004	-	-	on Call	
SUN.	9/12/2004	-	-	on Call	
MON.	9/13/2004	8		Mow Wood Trim Service Plants	
TUES.	9/14/2004	8		Landscape Service Plant Mow	

Total hours: 40

0

GRAND TOTAL: 80 8

8 O/T

*8 O/T hrs related to Hurricane Frances  
Additional 8 O/T hrs (24 hrs) Hurricane Frances related as well.*

<p><b>ABSENCE CODES:</b></p> <p>J = Jury Duty</p> <p>B = Funeral/Bereavement</p> <p>V = Vacation</p> <p>S = Sick</p> <p>W/C = Worker's Comp.</p> <p>H = Personal Floating Holiday</p> <p>F = Family Medical Leave (call Northbrook before using this code)</p>	<p>Regular Hours also include hours for "excused absences" (i.e. vacation time, sick time, jury duty, etc.) and would be noted in the comments sections</p> <p>This time sheet is a true record of all regular time and overtime to be reimbursed for this pay period.</p> <p>EMPLOYEE SIGNATURE: <u>Channing S. Brooks</u> DATE: <u>09/14/04</u></p> <p>SUPERVISOR SIGNATURE: <u>William H. Coyle</u> DATE: <u>9-15-04</u></p>
--	---



FROM :

FAX NO. :

Sep. 14 2004 12:16PM P1

NON-EXEMPT PAYROLL TIMESHEET

EMPLOYEES NAME: Robb Crow

LOCATION: 629, 615, 613, 637

PAY PERIOD: 9/1/2004 THROUGH 9/14/2004

FILE NUMBER: 98724

(BOLDED AREA FOR OFFICE USE)

DAY OF WEEK	MONTH-DAY	REGULAR HOURS	ADDITIONAL HOURS	COMMENTS/EXPLANATIONS	OVERTIME TO BE REIMBURSED
WED.	9/1/2004	8			
THURS.	9/2/2004	8			
FRI.	9/3/2004	8			
SAT.	9/4/2004	2	2	HURRICANE Frances	2 o/t
SUN.	9/5/2004	2	2	HURRICANE Frances	2 o/t
MON.	9/6/2004	Holiday	8	Did not work holiday!	8 o/t
TUES.	9/7/2004	8			

Total hours: 40 44 8 4

WED.	9/8/2004	8			
THURS.	9/9/2004	8			
FRI.	9/10/2004	V		Vacation	
SAT.	9/11/2004	-			
SUN.	9/12/2004	-			
MON.	9/13/2004	S		SICK	
TUES.	9/14/2004	8			

Total hours: 40 8

GRAND TOTAL: 80 84

84 s/t hours (4 s/t hours due to Hurricane Frances)

- ABSENCE CODES**
- J = Jury Duty
  - B = Funeral/Bereavement
  - V = Vacation
  - S = Sick
  - W/C = Worker's Comp.
  - H = Personal Floating Holiday
  - F = Family Medical Leave (call Hartford before using this code)

Regular Hours also include hours for "excused absences" (i.e. vacation time, sick time, jury duty, etc.) and would be noted in the comments sections

This time sheet is a true record of all regular time and overtime to be reimbursed for this pay period.

EMPLOYEE SIGNATURE: [Signature] DATE: 9-14-04

SUPERVISOR SIGNATURE: Joe Cullis DATE: 9/15/04

**NON-EXEMPT PAYROLL TIMESHEET**

EMPLOYEES NAME: Kevin Cooper

LOCATION: Des Pinar Plant FL

PAY PERIOD: 9/1/2004 THROUGH 9/14/2004

FILE NUMBER: 714FL

**(BOLDED AREA FOR OFFICE USE)**

DAY OF WEEK	MONTH-DAY	REGULAR HOURS*	ADDITIONAL HOURS	COMMENTS/EXPLANATIONS	OVERTIME TO BE REIMBURSED
WED.	9/1/2004	8.00			
THURS.	9/2/2004	8.00	4.00	Preparing for Hurricane Francis	4 o/t
FRI.	9/3/2004	8.00	4.00	Prep work for Hurricane Francis	4 o/t
SAT.	9/4/2004				
SUN.	9/5/2004				
MON.	9/6/2004	Holiday	14.50	Ran generators through Hurricane Francis	14.5 o/t
TUES.	9/7/2004	8.00	6.00	Ran lift stations after storm Hurricane Francis	6 o/t
<b>Total hours</b>					<b>28.5 o/t</b>
		<u>40.00</u>	<u>28.50</u>		

WED.	9/8/2004	8.00	6.00	Ran generators/hooked up lift stations Hurricane Francis	6 o/t
THURS.	9/9/2004	8.00	3.00	repair leak on 2 services in Sanford Hurricane Francis	3 o/t
FRI.	9/10/2004	8.00	1.00	check sewer back up in Sanford - Lincoln	1 o/t w/o
SAT.	9/11/2004		2.00	checked generators on Sanford stations Hurricane Francis	2 o/t
SUN.	9/12/2004				
MON.	9/13/2004	8.00			
TUES.	9/14/2004	8.00			
<b>Total hours:</b>					<b>12 o/t</b>
		<u>40.00</u>	<u>12.00</u>		

**GRAND TOTAL**      80.00      40.50

*(39.5 o/t due to Hurricane Francis)*

**40.5 o/t**

<p><b>ABSENCE CODES:</b></p> <p>J = Jury Duty</p> <p>B = Funeral/Bereavement</p> <p>V = Vacation</p> <p>S = Sick</p> <p>W/C = Worker's Comp.</p> <p>H = Personal Floating Holiday</p> <p>F = Family Medical Leave (call Northbrook before using this code)</p>	<p>• Regular Hours also include hours for "excused absences" (i.e. vacation time sick time, jury duty, etc.) and would be noted in the comments sections</p> <p>This time sheet is a true record of all regular time and overtime to be reimbursed for this pay period.</p> <p>EMPLOYEE SIGNATURE: <u>Robert Kevin Cooper</u>      DATE: <u>9/14/04</u></p> <p>SUPERVISOR SIGNATURE: <u>[Signature]</u>      DATE: <u>9/14/04</u></p>
--	---



**NON-EXEMPT PAYROLL TIMESHEET**

EMPLOYEE'S NAME: Robert Callahan

LOCATION: Clermont

PAY PERIOD: 9/1/2004 THROUGH 9/14/2004

FILE NUMBER: \_\_\_\_\_

**(BOLDED AREA FOR OFFICE USE)**

DAY OF WEEK	MONTH-DAY	REGULAR HOURS	ADDITIONAL HOURS	COMMENTS/EXPLANATIONS
WED.	9/1/2004	8		
THURS.	9/2/2004	8		
FRI.	9/3/2004	8	5	water main Break at 11425 Cypress Bay
SAT.	9/4/2004		2	checked leak out at 11425 Cypress Bay
SUN.	9/5/2004			
MON.	9/6/2004	Holiday	11	checked lift stations, transferred Generator, Pass out Boil water's <sup>Hurricane</sup> Frances
TUES.	9/7/2004	8	1	water main Break at 12345 Sunshine Dr. at 9/7 O/T Duetto Hurricane Frances

OVERTIME TO BE REIMBURSED
5.0 O/T
2.0 O/T
11.0 O/T
1.0 O/T

Total hours: 40 19

19.0 O/T

WED.	9/8/2004	8		
THURS.	9/9/2004	8		
FRI.	9/10/2004	3		Early out due to other
SAT.	9/11/2004			
SUN.	9/12/2004			
MON.	9/13/2004	V		Vacation
TUES.	9/14/2004	V		"

Total hours: 35

0

**GRAND TOTAL** 75 19

*(12 O/T due to Hurricane Frances)*

19.0 O/T

ABSENCE CODES:
J = Jury Duty
B = Funeral/Bereavement
V = Vacation
S = Sick
W/C = Worker's Comp.
H = Personal Floating Holiday
F = Family Medical Leave (call Northbrook before using this code)

Regular Hours also include hours for "excused absences" (i.e. vacation time sick time, jury duty, etc.) and would be noted in the comments sections

This time sheet is a true record of all regular time and overtime to be reimbursed for this pay period.

EMPLOYEE SIGNATURE Robert Callahan DATE 9-14-04

SUPERVISOR SIGNATURE W. J. Smith DATE 9-15-04

NON-EXEMPT PAYROLL TIMESHEET

Hurricane  
Frances

EMPLOYEES  
NAME: Robert Buono

LOCATION West Coast

PAY PERIOD 9/1/2004 THROUGH 9/14/2004

FILE NUMBER F18805

(BOLDED AREA FOR OFFICE USE)

DAY OF WEEK	MONTH-DAY	REGULAR HOURS*	ADDITIONAL HOURS	COMMENTS/EXPLANATIONS	OVERTIME TO BE REIMBURSED
WED.	9/1/2004	8.0			
THURS.	9/2/2004	8.0			
FRI.	9/3/2004	8.0			
SAT.	9/4/2004				
SUN.	9/5/2004				
MON.	9/6/2004	Holiday	14.0	Hurricane - Cypress	14 o/t
TUES.	9/7/2004	8.0			

Total hours 40.0 14.0

14 o/t

WED.	9/8/2004	8.0			
THURS.	9/9/2004	8.0			
FRI.	9/10/2004	8.0			
SAT.	9/11/2004				
SUN.	9/12/2004				
MON.	9/13/2004	8.0			
TUES.	9/14/2004	8.0			

Total hours: 40.0

0

GRAND TOTAL 80.0 14.0

14 o/t

*14 o/t hrs related to  
Hur. Frances*

- ABSENCE CODES:
- J = Jury Duty
  - B = Funeral/Bereavement
  - V = Vacation
  - S = Sick
  - W/C = Worker's Comp.
  - H = Personal Floating Holiday
  - F = Family Medical Leave (call Northbrook before using this code)

\* Regular Hours also include hours for "excused absences" (i.e. vacation time sick time, jury duty, etc.) and would be noted in the comments sections

This time sheet is a true record of all regular time and overtime to be reimbursed for this pay period.

EMPLOYEE SIGNATURE Robert Buono DATE 9/14/04

SUPERVISOR SIGNATURE Joe Willis DATE 9/15/04

**NON-EXEMPT PAYROLL TIMESHEET**

EMPLOYEES NAME: Tim Bast

LOCATION Charlotte

PAY PERIOD 9/1/2004 THROUGH 9/14/2004

FILE NUMBER 98855

(BOLDED AREA FOR OFFICE USE)

DAY OF WEEK	MONTH-DAY	REGULAR HOURS •	ADDITIONAL HOURS	COMMENTS/EXPLANATIONS
WED.	9/1/2004	8		
THURS.	9/2/2004	8		
FRI.	9/3/2004	8		
SAT.	9/4/2004			
SUN.	9/5/2004			
MON.	9/6/2004	Holiday	16	Florida Hurricane Relief
TUES.	9/7/2004	8	2.5	Florida Hurricane Relief

OVERTIME TO BE REBURSED

Total hours 40 18.5

Frances

18.5

WED.	9/8/2004	8	5	Florida Hurricane Relief
THURS.	9/9/2004	8	8	Florida Hurricane Relief
FRI.	9/10/2004	8	3	Florida Hurricane Relief
SAT.	9/11/2004			
SUN.	9/12/2004			
MON.	9/13/2004	8	2.5	13800 Longcroft Ct - water leak on side
TUES.	9/14/2004	8	1.5	Bradford Park 1/2 #4 - Hurv Hung Boat


Total hours: 40 20

**GRAND TOTAL** 80 38.5

38.500

ABSENCE CODES:
J = Jury Duty
B = Funeral/Bereavement
V = Vacation
S = Sick
W/C = Worker's Comp.
H = Personal Floating Holiday
F = Family Medical Leave (call Northbrook before using this code)

• Regular Hours also include hours for "excused absences" (i.e. vacation time, sick time, jury duty, etc.) and would be noted in the comments sections

This time sheet is a true record of all regular time and overtime to be reimbursed for this pay period.

EMPLOYEE SIGNATURE Tim Bast DATE 9/15/04

SUPERVISOR SIGNATURE Mahesh DATE 9/15/04

**NON-EXEMPT PAYROLL TIMESHEET**

EMPLOYEES  
NAME: Ralph Coquer

LOCATION: Clemont

PAY PERIOD: 9/1/2004 THROUGH 9/14/2004

FILE NUMBER: 98725

**(BOLDED AREA FOR OFFICE USE)**

DAY OF WEEK	MONTH-DAY	REGULAR HOURS*	ADDITIONAL HOURS	COMMENTS/EXPLANATIONS	OVERTIME TO BE REIMBURSED
WED.	9/1/2004	8			
THURS.	9/2/2004	8			
FRI.	9/3/2004	8			
SAT.	9/4/2004		7	NO POWER LIFT STATION #12 WAIT FOR FUEL AT GLOUCE	7.0 o/t
SUN.	9/5/2004		4	CHECK FOR DAMAGE	4.0 o/t
MON.	9/6/2004	Holiday	17 hrs. <del>25</del>	CHECK LIFT STATION #12 DELIVER JAND LATOR TO DESPENAAR	17.0 o/t
TUES.	9/7/2004	8	16 <del>8</del>	NO POWER LIFT STATION #12	16.0 o/t
Total hours		<u>40</u>	<u>44</u>	All time from 9/4-9/7 due to Hurricane Frances add'l	<u>44 o/t</u>

WED.	9/8/2004	8	2	POWER BACK ON HURRICANE FRANCES RE-SET PANEL DISCONNECT PUMP	2.0 o/t
THURS.	9/9/2004	8			
FRI.	9/10/2004	8	1 1/2	PASS BOILER ALERT PRE BYAN	1.5 o/t
SAT.	9/11/2004		2 1/2	CHECK SINK HOLE BTNS KEYS REPAIR SEWER LINE	2.5 o/t
SUN.	9/12/2004				
MON.	9/13/2004	8			
TUES.	9/14/2004	8			
Total hours:		<u>40</u>	<u>50.0</u>	(46 o/t due to Hurricane Frances)	<u>6.0 o/t</u>

**GRAND TOTAL**      80      50      50.0 o/t

- ABSENCE CODES:**
- J = Jury Duty
  - B = Funeral/Bereavement
  - V = Vacation
  - S = Sick
  - W/C = Worker's Comp.
  - H = Personal Floating Holiday
  - F = Family Medical Leave (call Northbrook before using this code)

\* Regular Hours also include hours for "excused absences" (i.e. vacation time sick time, jury duty, etc.) and would be noted in the comments sections

This time sheet is a true record of all regular time and overtime to be reimbursed for this pay period.

EMPLOYEE SIGNATURE: Ralph Coquer      DATE: 9/14/04

SUPERVISOR SIGNATURE: William H. Cofer      DATE: 9-15-04

**NON-EXEMPT PAYROLL TIMESHEET**

EMPLOYEE'S NAME: Christopher S. Hays

LOCATION: Clermont

PAY PERIOD: 9/1/2004 THROUGH 9/14/2004

FILE NUMBER: 98706

**(BOLDED AREA FOR OFFICE USE)**

DAY OF WEEK	MONTH-DAY	REGULAR HOURS	ADDITIONAL HOURS	COMMENTS/EXPLANATIONS
WED.	9/1/2004	8.0		
THURS.	9/2/2004	8.0		
FRI.	9/3/2004	8.0		
SAT.	9/4/2004			
SUN.	9/5/2004			
MON.	9/6/2004	Holiday		
TUES.	9/7/2004	V	7.0	Took Vacation day for Hurricane damage Overtime for watching fresh pump in Gilbert Highlands <b>HURRICANE FRANCES</b>

OVERTIME TO BE REIMBURSED

Total hours: 40.0 7.0

WED.	9/8/2004	8.0		
THURS.	9/9/2004	8.0		
FRI.	9/10/2004	8.0		
SAT.	9/11/2004			
SUN.	9/12/2004			
MON.	9/13/2004	8.0		
TUES.	9/14/2004	8.0		


Total hours: 40.0

**GRAND TOTAL** 80.0 7.0

*7.5 hr due to Hurr. Frances M/S/T*


ABSENCE CODES:
J = Jury Duty
B = Funeral/Bereavement
V = Vacation
S = Sick
W/C = Worker's Comp.
H = Personal Floating Holiday
F = Family Medical Leave (call Northbrook before using this code)

• Regular Hours also include hours for "excused absences" (i.e. vacation time sick time, jury duty, etc.) and would be noted in the comments sections

This time sheet is a true record of all regular time and overtime to be reimbursed for this pay period.

EMPLOYEE SIGNATURE *Christopher S. Hays* DATE 9/15

SUPERVISOR SIGNATURE *Willie A. Cox* DATE 9-15-04



**NON-EXEMPT PAYROLL TIMESHEET**

EMPLOYEES NAME: JOSEPH C. BELCASTRO

LOCATION: COLUMBIA

PAY PERIOD: 9/1/2004 THROUGH 9/14/2004

FILE NUMBER: 98807

**(BOLDED AREA FOR OFFICE USE)**

DAY OF WEEK	MONTH-DAY	REGULAR HOURS •	ADDITIONAL HOURS	COMMENTS/EXPLANATIONS
WED. <sup>CAH</sup>	9/1/2004	8		
THURS. <sup>CAH</sup>	9/2/2004	8		
FRI. <sup>CAH</sup>	9/3/2004	8		
SAT. <sup>CAH</sup>	9/4/2004	-	3	364 Sewer back up (service)
SUN. <sup>CAH</sup>	9/5/2004	-	3.5	458 Sewer Service back up
MON.	9/6/2004	Holiday	13	PULLED FUEL TRAILER TO FLORIDA (HURRICAN-FRANCES)
TUES.	9/7/2004	8	1.5	6" water main break (Florida) (HURRICAN-FRANCES)

OVERTIME TO BE REIMBURSED

Total hours: 40 21

WED.	9/8/2004	8	3	..Pulled Fuel trailer to Sebring, FL
THURS.	9/9/2004	8	6	.. Re-fuel Generators in Florida
FRI.	9/10/2004	8	1	.. Returned to SC from FL
SAT.	9/11/2004	-		
SUN.	9/12/2004	-		
MON.	9/13/2004	8		
TUES.	9/14/2004	8		

} HURRICAN-FRANCES


Total hours: 40 10

**GRAND TOTAL** 80 31

31 OT

ABSENCE CODES:
J = Jury Duty
B = Funeral/Bereavement
V = Vacation
S = Sick
W/C = Worker's Comp.
H = Personal Floating Holiday
F = Family Medical Leave (call Northbrook before using this code)

• Regular Hours also include hours for "excused absences" (i.e. vacation time sick time, jury duty, etc.) and would be noted in the comments sections

This time sheet is a true record of all regular time and overtime to be reimbursed for this pay period.

EMPLOYEE SIGNATURE Joseph C. Belcastro DATE 9/14/04

SUPERVISOR SIGNATURE Bartholomew DATE 9/16/04

EMPLOYEE'S NAME: Leah Wuyt

PAY PERIOD 9/1/2004 THROUGH 9/14/2004

LOCATION: FL

FILE NUMBER: 98670

Belansky NON-EXEMPT PAYROLL TIMESHEET

(BOLDED AREA FOR OFFICE USE)

DAY OF WEEK	MONTH-DAY	REGULAR HOURS*	ADDITIONAL HOURS	COMMENTS/EXPLANATIONS
WED.	9/1/2004	8	2.5	in @ 7-5:30 <sup>NO LUNCH</sup> storm prep, payroll
THURS.	9/2/2004	8		ina 7-payroll-storm prep <del>work</del>
FRI.	9/3/2004	8		Hurricane Frances-worked 3hrs
SAT.	9/4/2004	0		
SUN.	9/5/2004	0		
MON.	9/6/2004	Holiday		
TUES.	9/7/2004	8		

OVERTIME TO BE REIMBURSED
2.5 S/T

Total hours: 40 2.5

2.5 S/T

WED.	9/8/2004	8		
THURS.	9/9/2004	8		
FRI.	9/10/2004	8		
SAT.	9/11/2004	0		
SUN.	9/12/2004	0		
MON.	9/13/2004	8		
TUES.	9/14/2004	8		


Total hours: 40

0

**GRAND TOTAL** 80 2.5

0

*2.5 S/T Due to Hur. Frances*

- ABSENCE CODES:
- J = Jury Duty
  - B = Funeral/Bereavement
  - V = Vacation
  - S = Sick
  - W/C = Worker's Comp.
  - H = Personal Floating Holiday
  - F = Family Medical Leave (call Northbrook before using this code)

\* Regular Hours also include hours for "excused absences" (i.e. vacation time sick time, jury duty, etc.) and would be noted in the comments sections

This time sheet is a true record of all regular time and overtime to be reimbursed for this pay period.

EMPLOYEE SIGNATURE Leah Wuyt DATE 9/14/04

SUPERVISOR SIGNATURE [Signature] DATE 9/14/04

Hurricane Frances

NON-EXEMPT PAYROLL TIMESHEET

EMPLOYEES

NAME: Jeff Becker

LOCATION: South Gate

PAY PERIOD: 8/1/2004 THROUGH 9/14/2004

FILE NUMBER: 746

(BOLDED AREA FOR OFFICE USE)

DAY OF WEEK	MONTH-DAY	REGULAR HOURS	ADDITIONAL HOURS	COMMENTS/EXPLANATIONS	OVERTIME TO BE REIMBURSED
WED.	8/1/2004	8			
THURS.	8/2/2004	8			
FRI.	8/9/2004	8			
SAT.	8/4/2004				
SUN.	8/5/2004				
MON.	8/6/2004	Holiday	10	5hr - Take pumps to Ft. Meyers 5hr - Serv. line break 3517 Penbrook	10 o/t
TUES.	8/7/2004	8			

Total hours: 40 10

10 o/t

WED.	9/8/2004	8	3	Move Gen. from Des Pinar to Sandhaven	3 o/t
THURS.	9/9/2004	8			
FRI.	9/10/2004	8			
SAT.	9/11/2004		2	Full samples on mincola Dr and take them to the Lab.	2 o/t
SUN.	9/12/2004				
MON.	9/13/2004	8			
TUES.	9/14/2004	8			

Total hours: 40 5

5 o/t

GRAND TOTAL: 80 15

15 o/t

113 o/t hrs related to Hurricane Frances

ABSENCE CODES
J = Jury Duty
B = Funeral/Bereavement
V = Vacation
S = Sick
W/C = Worker's Comp.
H = Personal Floating Holiday
F = Family Medical Leave (call Northbrook before using this code)

Regular Hours also include hours for "excused absences" (i.e. vacation time sick time, jury duty, etc.) and would be noted in the comments sections

This time sheet is a true record of all regular time and overtime to be reimbursed for this pay period.

EMPLOYEE SIGNATURE: [Signature] DATE: 9/14/04

SUPERVISOR SIGNATURE: [Signature] DATE: 9/15/04

**NON-EXEMPT PAYROLL TIMESHEET**

EMPLOYEE'S NAME Scott Armstrong

LOCATION Mid County FL

PAY PERIOD 9/1/2004 THROUGH 8/14/2004

FILE NUMBER 98732

**(BOLDED AREA FOR OFFICE USE)**

DAY OF WEEK	MONTH-DAY	REGULAR HOURS*	ADDITIONAL HOURS	COMMENTS/EXPLANATIONS	OVERTIME TO BE REIMBURSED
WED.	9/1/2004	8			
THURS.	9/2/2004	8			
FRI.	9/3/2004	8			
SAT.	9/4/2004	0	3	Called out due to no power at Spanish place.	3 o/t
SUN.	9/5/2004	0	10	Helped with Hurricane problems, assisted generator. <i>Frank</i>	10 o/t
MON.	9/6/2004	0	11	Helped with Hurricane problems, assisted generator.	11 o/t
TUES.	9/7/2004	8	6	Stays at Whitepine 4/5 with purchased until Jay Hakim got there.	6 o/t

Total hours 40 30 30

WED.	9/8/2004	8			
THURS.	9/9/2004	8			
FRI.	9/10/2004	8			
SAT.	9/11/2004	0			
SUN.	9/12/2004	0			
MON.	9/13/2004	8			
TUES.	9/14/2004	8			

Total hours: 40

**GRAND TOTAL** 80 30 30

*27 o/t hrs related to Hurri. Frances*

ABSENCE CODES
J = Jury Duty
B = Funeral/Bereavement
V = Vacation
S = Sick
W/C = Worker's Comp.
H = Personal Floating Holiday
F = Family Medical Leave (call Northbrook before using this code)

\* Regular Hours also include hours for "excused absences" (i.e. vacation time, sick time, jury duty, etc.) and would be noted in the comments sections.

This time sheet is a true record of all regular time and overtime to be reimbursed for this pay period.

EMPLOYEE SIGNATURE SA Armstrong DATE 9/14/04

SUPERVISOR SIGNATURE Joe Culla DATE 9/15/04

**NON-EXEMPT PAYROLL TIMESHEET**

EMPLOYEE'S NAME: Daniel S. Anderson

LOCATION: Marion + Lake Counties, FL

PAY PERIOD: 9/1/2004 THROUGH 9/14/2004

FILE NUMBER: #529-FL

**(BOLDED AREA FOR OFFICE USE)**

DAY OF WEEK	MONTH-DAY	REGULAR HOURS*	ADDITIONAL HOURS	COMMENTS/EXPLANATIONS	OVERTIME TO BE REIMBURSED
WED.	9/1/2004	8.0			
THURS.	9/2/2004	8.0			
FRI.	9/3/2004	8.0			
SAT.	9/4/2004				
SUN.	9/5/2004				
MON.	9/6/2004	Holiday	11.0	Pumping L/S. Crownwood Response (Hurricane Frances)	11.0 o/t
TUES.	9/7/2004	8.0	3.0	Crownwood L/S pumping (Hurricane Frances)	3.0 o/t
<b>Total hours</b>					<b>14.0 o/t</b>
		<u>40.0</u>	<u>14.0</u>		

WED.	9/8/2004	8.0			
THURS.	9/9/2004	8.0			
FRI.	9/10/2004	8.0	4.0	Service Line Break 300 Westwood Dr.	4.0 o/t
SAT.	9/11/2004		4.0	BoCF Samples from PennB. to Ag. Pure	4.0 o/t
SUN.	9/12/2004				
MON.	9/13/2004	8.0			
TUES.	9/14/2004	8.0			
<b>Total hours:</b>					<b>8.0 o/t</b>
		<u>40.0</u>	<u>8.0</u>		

*(14 o/t hrs related to Hurr. Frances)*

**GRAND TOTAL**      80.0      22.0      **22.0 o/t**

ABSENCE CODES:
J = Jury Duty
B = Funeral/Bereavement
V = Vacation
S = Sick
W/C = Worker's Comp.
H = Personal Floating Holiday
F = Family Medical Leave (call Northbrook before using this code)

Regular Hours also include hours for "excused absences" (i.e. vacation time sick time, jury duty, etc.) and would be noted in the comments sections

This time sheet is a true record of all regular time and overtime to be reimbursed for this pay period.  
 EMPLOYEE SIGNATURE Daniel S. Anderson DATE 9/14/04

SUPERVISOR SIGNATURE William H. Coyle DATE 9-15-04

Hurricane  
Frances

NON-EXEMPT PAYROLL TIMESHEET

EMPLOYEE'S NAME: Jim Allen

LOCATION: Hutchinson Island

PAY PERIOD: 9/1/2004 THROUGH 9/14/2004

FILE NUMBER: 099007

(BOLDED AREA FOR OFFICE USE)

DAY OF WEEK	MONTH-DAY	REGULAR HOURS	ADDITIONAL HOURS	COMMENTS/EXPLANATIONS	OVERTIME TO BE REBURSED
WED.	9/1/2004	8			
THURS.	9/2/2004	8			
FRI.	9/3/2004	8			
SAT.	9/4/2004				
SUN.	9/5/2004				
MON.	9/6/2004	<del>8</del>	10	Holiday pay - Prob	10 o/t
TUES.	9/7/2004	8	0		

Total hours: 32 10

10 o/t

WED.	9/8/2004	8			
THURS.	9/9/2004	9			
FRI.	9/10/2004	7			
SAT.	9/11/2004				
SUN.	9/12/2004				
MON.	9/13/2004	8			
TUES.	9/14/2004	8			

Total hours: 40 0

0

**GRAND TOTAL**  
72 10

10 o/t

All o/t hrs due to Hurr. Frances

ABSENCE CODES:
J = Jury Duty
B = Funeral/Bereavement
V = Vacation
S = Sick
W/C = Worker's Comp.
H = Personal Floating Holiday
F = Family Medical Leave (call Northbrook before using this code)

Regular Hours also include hours for "excused absences" (i.e. vacation time sick time, jury duty, etc.) and would be noted in the comments sections

This time sheet is a true record of all regular time and overtime to be

reimbursed for this pay period.

EMPLOYEE SIGNATURE: [Signature] DATE: 9/14/04

SUPERVISOR SIGNATURE: [Signature] DATE: 9/15/04

**NON-EXEMPT PAYROLL TIMESHEET**

EMPLOYEE'S NAME:

James Alday

LOCATION

Des Pinar

PAY PERIOD

9/1/2004 THROUGH 9/14/2004

FILE NUMBER

98840 FL

**(BOLDED AREA FOR OFFICE USE)**

DAY OF WEEK	MONTH-DAY	REGULAR HOURS •	ADDITIONAL HOURS	COMMENTS/EXPLANATIONS
WED.	9/1/2004	8		
THURS.	9/2/2004	8		
FRI.	9/3/2004	8	4	Hurricane Frances Prep
SAT.	9/4/2004	0		
SUN.	9/5/2004	0		
MON.	9/6/2004	Holiday	13.5	HURRICANE FRANCES
TUES.	9/7/2004	8	5	Hurricane Frances

OVERTIME TO BE REBURSED
4 o/t
13.5 o/t
5 o/t

Total hours 40 22.5

22.5 o/t

WED.	9/8/2004	8	4.5	Hurricane Frances
THURS.	9/9/2004	8		
FRI.	9/10/2004	8		
SAT.	9/11/2004	0		
SUN.	9/12/2004	0		
MON.	9/13/2004	8		
TUES.	9/14/2004	8		

4.5 o/t

Total hours: 40 4.5

4.5 o/t

**GRAND TOTAL**

80 27

27 o/t

*o/t  
All Hurricane Frances -*

ABSENCE CODES:
J = Jury Duty
B = Funeral/Bereavement
V = Vacation
S = Sick
W/C = Worker's Comp.
H = Personal Floating Holiday
F = Family Medical Leave (call Northbrook before using this code)

• Regular Hours also include hours for "excused absences" (i.e. vacation time sick time, jury duty, etc.) and would be noted in the comments sections

This time sheet is a true record of all regular time and overtime to be reimbursed for this pay period.

EMPLOYEE SIGNATURE James Alday DATE 9/14/04  
 SUPERVISOR SIGNATURE [Signature] DATE 9/14/04

**NON-EXEMPT PAYROLL TIMESHEET**

EMPLOYEES  
NAME: THOMAS ABENDROTH

LOCATION WEKIVA

PAY PERIOD 9/1/2004 THROUGH 9/14/2004

FILE NUMBER 98839 FL

**(BOLDED AREA FOR OFFICE USE)**

DAY OF WEEK	MONTH-DAY	REGULAR HOURS •	ADDITIONAL HOURS	COMMENTS/EXPLANATIONS
WED.	9/1/2004	8		
THURS.	9/2/2004	8		
FRI.	9/3/2004	8		
SAT.	9/4/2004	0		
SUN.	9/5/2004	0		
MON.	9/6/2004	Holiday	7.5	HURRICANE FRANCES
TUES.	9/7/2004	8	6.0	HURRICANE FRANCES

OVERTIME TO BE REIMBURSED
7.5 o/t
5.5 o/t .50 T

Total hours 40 13.5

13.0/T

WED.	9/8/2004	8	2.25	CALL DUTY
THURS.	9/9/2004	8	5.25	CALL DUTY 1.25 due to Hurricane Frances
FRI.	9/10/2004	8	2.25	CALL DUTY
SAT.	9/11/2004	0	8.75	CALL DUTY
SUN.	9/12/2004	0	3.50	CALL DUTY
MON.	9/13/2004	8	0.50	CALL DUTY
TUES.	9/14/2004	8		

2.25 o/t
5.25 o/t
2.25 o/t
8.75 o/t
3.5 o/t
.5 o/t

Total hours: 40 22.50

22.5 o/t

**GRAND TOTAL** 80 36

*(14.25 o/t hrs related to Hurricane Frances)*

.55/T

35.5 o/t

**ABSENCE CODES:**

J = Jury Duty  
 B = Funeral/Bereavement  
 V = Vacation  
 S = Sick  
 W/C = Worker's Comp.  
 H = Personal Floating Holiday  
 F = Family Medical Leave (call Northbrook before using this code)

• Regular Hours also include hours for "excused absences" (i.e. vacation time sick time, jury duty, etc.) and would be noted in the comments sections

This time sheet is a true record of all regular time and overtime to be reimbursed for this pay period.

EMPLOYEE SIGNATURE Thomas Abendroth DATE 9-15-04  
 SUPERVISOR SIGNATURE [Signature] DATE 9/15/04



**NON-EXEMPT PAYROLL TIMESHEET**

EMPLOYEE'S NAME: Jerry L Hahn

LOCATION: West Coast

PAY PERIOD: 9/1/2004 THROUGH 9/14/2004

FILE NUMBER: 591

**(BOLDED AREA FOR OFFICE USE)**

DAY OF WEEK	MONTH-DAY	REGULAR HOURS*	ADDITIONAL HOURS	COMMENTS/EXPLANATIONS	OVERTIME TO BE REIMBURSED
WED.	9/1/2004	8			
THURS.	9/2/2004	8			
FRI.	9/3/2004	8			
SAT.	9/4/2004	0			
SUN.	9/5/2004	0			
MON.	9/6/2004	Holiday	14	Making Willshire <sup>Hurricane</sup> Frances	14 O/T
TUES.	9/7/2004	16.8	12.4	" " "	12.4 O/T

Total hours: 40 48 18.2

26.8 O/T

WED.	9/8/2004	8		
THURS.	9/9/2004	8		
FRI.	9/10/2004	8		
SAT.	9/11/2004	0		
SUN.	9/12/2004	0		
MON.	9/13/2004	8		
TUES.	9/14/2004	8		

Total hours: 40

**GRAND TOTAL**

<u>80</u>	<u>26</u>
-----------	-----------

*26 O/T hrs related to Hurricane Frances*

26 O/T

18.2 O/T

**ABSENCE CODES:**

- J = Jury Duty
- B = Funeral/Bereavement
- V = Vacation
- S = Sick
- W/C = Worker's Comp.
- H = Personal Floating Holiday
- F = Family Medical Leave (call Northbrook before using this code)

\* Regular Hours also include hours for "excused absences" (i.e. vacation time sick time, jury duty, etc.) and would be noted in the comments sections

This time sheet is a true record of all regular time and overtime to be reimbursed for this pay period.

EMPLOYEE SIGNATURE: Jerry L Hahn DATE: 9-14-04

SUPERVISOR SIGNATURE: Joe Cullis DATE: 9-15-04

018 019 020 021 022 023 024 025 026 027 028 029 030 031 032 033 034 035 036 037 038 039 040 041 042 043 044 045 046 047 048 049 050 051 052 053 054 055 056 057 058 059 060 061 062 063 064 065 066 067 068 069 070 071 072 073 074 075 076 077 078 079 080 081 082 083 084 085 086 087 088 089 090 091 092 093 094 095 096 097 098 099 100	018 019 020 021 022 023 024 025 026 027 028 029 030 031 032 033 034 035 036 037 038 039 040 041 042 043 044 045 046 047 048 049 050 051 052 053 054 055 056 057 058 059 060 061 062 063 064 065 066 067 068 069 070 071 072 073 074 075 076 077 078 079 080 081 082 083 084 085 086 087 088 089 090 091 092 093 094 095 096 097 098 099 100	018 019 020 021 022 023 024 025 026 027 028 029 030 031 032 033 034 035 036 037 038 039 040 041 042 043 044 045 046 047 048 049 050 051 052 053 054 055 056 057 058 059 060 061 062 063 064 065 066 067 068 069 070 071 072 073 074 075 076 077 078 079 080 081 082 083 084 085 086 087 088 089 090 091 092 093 094 095 096 097 098 099 100	018 019 020 021 022 023 024 025 026 027 028 029 030 031 032 033 034 035 036 037 038 039 040 041 042 043 044 045 046 047 048 049 050 051 052 053 054 055 056 057 058 059 060 061 062 063 064 065 066 067 068 069 070 071 072 073 074 075 076 077 078 079 080 081 082 083 084 085 086 087 088 089 090 091 092 093 094 095 096 097 098 099 100
---	---	---	---

CALL CODES

Agency Notified: \_\_\_\_\_  
 Person Notified: \_\_\_\_\_  
 How Delivered? \_\_\_\_\_

Field Representative Name: \_\_\_\_\_  
 Field Representative Signature: \_\_\_\_\_  
 Date: \_\_\_\_\_  
 From: \_\_\_\_\_

Outage Information (if applicable):  
 Time Without Service: \_\_\_\_\_  
 From: \_\_\_\_\_  
 To: \_\_\_\_\_

Time: \_\_\_\_\_  
 To: \_\_\_\_\_

OverTime Hours: \_\_\_\_\_

APSENCE CODES

J = Any Day  
 B = Personal Development  
 V = Vacation  
 S = Sick  
 W = Workers Comp.  
 H = Personal Holiday  
 F = Family Medical Leave (see handbook)

Regular hours also include hours for "excused absences" (i.e. vacation time, sick time, jury duty, etc.) and would be found in the comments section.

This time sheet is a true record of all regular time and overtime to be reimbursed for this pay period.

EMPLOYEE SIGNATURE: \_\_\_\_\_  
 DATE: 9-14-04

SUPERVISOR SIGNATURE: *Joe Cullis*  
 DATE: 9/15/04

DAY OF WEEK	MONTH/DAY	REGULAR HOURS	ADDITIONAL HOURS	COMMENTS/EXPLANATIONS
WED	9/1/2004	8		
THURS	9/2/2004	8		
FRI	9/3/2004	8		
SAT	9/4/2004			
SUN	9/5/2004			
MON	9/6/2004	8	6 hrs	check for Hurricane damage
TUE	9/7/2004	8		
WED	9/8/2004	8		
THURS	9/9/2004	8		
FRI	9/10/2004	8		
SAT	9/11/2004	2.5		well comp/acc
SUN	9/12/2004			
MON	9/13/2004	8		
TUE	9/14/2004	8		

Total hours: 40 hrs 6

Grand Total: 80 hrs 8.5

6 of hrs related to Hurricane Frances

8.5 OT

2.5 OT

2.5 OT

6 OT

EMPLOYER: *PEBBLE CREEK UTILITY*

NAME: *STANLEY HOBBS*

PERIOD: 9/1/2004 THROUGH 9/14/2004

LOCATION: *613, 615, 526, 527, 528*

NUMBER: *680*

REMARKS: \_\_\_\_\_

SUPERVISOR SIGNATURE [Signature] DATE 9-15/04  
 EMPLOYEE SIGNATURE [Signature] DATE 9/14/04

ABSENCE CODES:  
 J = Jury Duty  
 B = Funeral/Bereavement  
 V = Vacation  
 S = Sick  
 W/C = Workers Comp.  
 H = Personal Holiday  
 F = Family Medical Leave (call Number)

This time sheet is a true record of all regular time and overtime to be reimbursed for this pay period.  
 Regular hours also include hours for "excused absences" (i.e., vacation time, sick time, jury duty, etc.) and would be noted in the comments section.

GRAND TOTAL

40 28.5

Total hours:

40 18.5

DAY OF WEEK	MONTH-DAY	REGULAR HOURS	ADDITIONAL HOURS	COMMENTS/EXPLANATION
WED.	9/8/2004	8	4.5	Florida Hurricane Preps
THURS.	9/8/2004	8	5.5	Florida Hurricane Preps
FRI.	9/10/2004	8		
SAT.	9/11/2004			
SUN.	9/12/2004			
MON.	9/13/2004	8		
TUES.	9/14/2004	8		

DAY OF WEEK	MONTH-DAY	REGULAR HOURS	ADDITIONAL HOURS	COMMENTS/EXPLANATION
WED.	9/1/2004	8		
THURS.	9/2/2004	8		
FRI.	9/3/2004	8		
SAT.	9/4/2004			
SUN.	9/5/2004		1	Checked back at meter Oakwood 1992
MON.	9/6/2004	Holiday	15.5	Florida Hurricane Preps
TUES.	9/7/2004	8	2	Florida Hurricane Preps

28.5000

OVERTIME TO BE REIMBURSED

EMPLOYEES NAME: Debra Wayne Gorder PAY PERIOD: 9/1/2004 THROUGH 9/14/2004  
 LOCATION: Anderson S.C. FILE NUMBER: 098800

NON-EXEMPT PAYROLL TIMESHEET

NON-EXEMPT PAYROLL TIMESHEET

EMPLOYEES NAME: Domenic Gentilucci

LOCATION: Wedgefield

PAY PERIOD: 9/1/2004 THROUGH 9/14/2004

FILE NUMBER: 524

(BOLDED AREA FOR OFFICE USE)

DAY OF WEEK	MONTH-DAY	REGULAR HOURS*	ADDITIONAL HOURS	COMMENTS/EXPLANATIONS
WED.	9/1/2004	8		
THURS.	9/2/2004	8		
FRI.	9/3/2004	8		
SAT.	9/4/2004		6	Compliance Des Pinar Knollwood Longwood
SUN.	9/5/2004	-		
MON.	9/6/2004	Holiday	16	Wedgefield Hurricane Frances
TUES.	9/7/2004	8		

OVERTIME TO BE REIMBURSED
6 O/T
16 O/T

Total hours: 40 22

22 O/T

WED.	9/8/2004	8		
THURS.	9/9/2004	8		
FRI.	9/10/2004	8		
SAT.	9/11/2004			
SUN.	9/12/2004			
MON.	9/13/2004	8	2	Compliance (Aqua Disk malfunction)
TUES.	9/14/2004	8		

2 O/T

Total hours: 40 2

2 O/T

GRAND TOTAL: 80 24

24 O/T

*16 O/T related to Hurricane Frances*

ABSENCE CODES:
J = Jury Duty
B = Funeral/Bereavement
V = Vacation
S = Sick
W/C = Worker's Comp.
H = Personal Floating Holiday
F = Family Medical Leave (call Northbrook before using this code)

\* Regular Hours also include hours for "excused absences" (i.e. vacation time sick time, jury duty, etc.) and would be noted in the comments sections

This time sheet is a true record of all regular time and overtime to be reimbursed for this pay period.

EMPLOYEE SIGNATURE: Domenic Gentilucci DATE: 9-15-04

SUPERVISOR SIGNATURE: [Signature] DATE: 9/16/04

NON-EXEMPT PAYROLL TIMESHEET

EMPLOYEES NAME

Jeff Fincham

LOCATION

613, 615, 629, 626

PAY PERIOD

9/1/2004 THROUGH 9/14/2004

FILE NUMBER

98750

(BOLDED AREA FOR OFFICE USE)

DAY OF WEEK	MONTH-DAY	REGULAR HOURS*	ADDITIONAL HOURS	COMMENTS/EXPLANATIONS
WED.	9/1/2004	8		
THURS.	9/2/2004	8		
FRI.	9/3/2004	8		
SAT.	9/4/2004	-		
SUN.	9/5/2004	-		
MON.	9/6/2004	Holiday	4	Assisted mad county crew with collapsed line at wildshire
TUES.	9/7/2004	8 (V)		Vacation

OVERTIME TO BE REIMBURSED
4 o/t

Total hours

40 4

4 o/t

WED.	9/8/2004	8		
THURS.	9/9/2004	8		
FRI.	9/10/2004	8		
SAT.	9/11/2004	-		
SUN.	9/12/2004	-		
MON.	9/13/2004	8	4	meal break at 4:45 pm @ Darlington
TUES.	9/14/2004	8		

4 o/t

Total hours:

40 4

4 o/t

GRAND TOTAL

80 8

8 o/t

(4 hrs o/t related to Hurricane Frances)

ABSENCE CODES
J = Jury Duty
B = Funeral/Bereavement
V = Vacation
S = Sick
W/C = Worker's Comp.
H = Personal Floating Holiday
F = Family Medical Leave (call Northbrook before using this code)

\* Regular Hours also include hours for 'excused absences' (i.e. vacation time sick time, jury duty, etc.) and would be noted in the comments section

This time sheet is a true record of all regular time and overtime to be reimbursed for this pay period.

EMPLOYEE SIGNATURE

Jeff Fincham

DATE

9-14-04

SUPERVISOR SIGNATURE

Joe Cillis

DATE

9/15/04

**NON-EXEMPT PAYROLL TIMESHEET**

EMPLOYEES  
NAME: Jeffrey C Elder

LOCATION Wekiva Shop

PAY PERIOD 9/1/2004 THROUGH 9/14/2004

FILE NUMBER 98665 FL

**(BOLDED AREA FOR OFFICE USE)**

DAY OF WEEK	MONTH-DAY	REGULAR HOURS •	ADDITIONAL HOURS	COMMENTS/EXPLANATIONS	OVERTIME TO BE REIMBURSED
WED.	9/1/2004	8			
THURS.	9/2/2004	8			
FRI.	9/3/2004	8			
SAT.	9/4/2004				
SUN.	9/5/2004				
MON.	9/6/2004	Holiday	18	Hurricane Frances outages	18 o/t
TUES.	9/7/2004	8	9	3 main breaks Hurricane Frances	9 o/t
<b>Total hours</b>					<b>27 o/t</b>

WED.	9/8/2004	8			
THURS.	9/9/2004	8			
FRI.	9/10/2004	8			
SAT.	9/11/2004				
SUN.	9/12/2004				
MON.	9/13/2004	8			
TUES.	9/14/2004	8			
<b>Total hours:</b>					<b>0</b>

**GRAND TOTAL**

80	27
----	----

*All o/t related to Hurricane Frances*

**27 o/t**

**ABSENCE CODES:**

J = Jury Duty  
 B = Funeral/Bereavement  
 V = Vacation  
 S = Sick  
 W/C = Worker's Comp.  
 H = Personal Floating Holiday  
 F = Family Medical Leave (call Northbrook before using this code)

• Regular Hours also include hours for "excused absences" (i.e. vacation time sick time, jury duty, etc.) and would be noted in the comments sections

This time sheet is a true record of all regular time and overtime to be reimbursed for this pay period.

EMPLOYEE SIGNATURE Jeffrey C Elder DATE 9/15/04

SUPERVISOR SIGNATURE [Signature] DATE 9/15/04

NON-EXEMPT PAYROLL TIMESHEET

EMPLOYEE'S NAME Michael P. Mowat

LOCATION Sandalhagen/Miles Grant Ft Myers

PAY PERIOD 9/1/2004 THROUGH 9/14/2004

FILE NUMBER 098877

(BOLDED AREA FOR OFFICE USE)

DAY OF WEEK	MONTH-DAY	REGULAR HOURS	ADDITIONAL HOURS	COMMENTS/EXPLANATIONS	OVERTIME TO BE REIMBURSED
WED.	9/1/2004	8			
THURS.	9/2/2004	8	3	HURRICANE FRANCES - Prep @ M.G. Ft. Myers	<del>3.5H</del>
FRI.	9/3/2004	8			
SAT.	9/4/2004				
SUN.	9/5/2004				
MON.	9/6/2004	Holiday			
TUES.	9/7/2004	8			

Total hours

WED.	9/8/2004	8			
THURS.	9/9/2004	8			
FRI.	9/10/2004	8			
SAT.	9/11/2004		9	HURRICANE FRANCES - Prep / Stuart / Orlando	9.0H
SUN.	9/12/2004				
MON.	9/13/2004	8			
TUES.	9/14/2004	8			

Total hours:

GRAND TOTAL

40	12
----	----

3.5H hrs related to Hurr. Frances + 9.0H hrs

3.5H 9.0H

ABSENCE CODES
= Jury Duty
f = Funeral/Bereavement
v = Vacation
s = Sick
/C = Worker's Comp.
= Personal Floating Holiday
= Family Medical Leave (call Northbrook before using this code)

Regular Hours also include hours for "excused absences" (i.e. vacation time sick time, jury duty, etc.) and would be noted in the comments sections

This time sheet is a true record of all regular time and overtime to be reimbursed for this pay period.

EMPLOYEE SIGNATURE Michael P. Mowat DATE 9/15/04

SUPERVISOR SIGNATURE [Signature] DATE 9/15/04

**NON-EXEMPT PAYROLL TIMESHEET**

EMPLOYEES NAME: Roy J. Mericle

LOCATION: Wedgetield / Alaska

PAY PERIOD: 9/1/2004 THROUGH 9/14/2004

FILE NUMBER: 099012

**(BOLDED AREA FOR OFFICE USE)**

DAY OF WEEK	MONTH-DAY	REGULAR HOURS	ADDITIONAL HOURS	COMMENTS/EXPLANATIONS	OVERTIME TO BE REIMBURSED
WED.	9/1/2004	8.0			
THURS.	9/2/2004	8.0			
FRI.	9/3/2004	8.0			
SAT.	9/4/2004	8.0			
SUN.	9/5/2004				
MON.	9/6/2004	Holiday	8.0	FRANCES <i>Holiday pay proceeds 9/26/04</i>	8.0H
TUES.	9/7/2004	8.0			

Total hours: 40.0 8.0

8.0H

WED.	9/8/2004	8.0			
THURS.	9/9/2004	8.0			
FRI.	9/10/2004	8.0			
SAT.	9/11/2004	8.0			
SUN.	9/12/2004				
MON.	9/13/2004				
TUES.	9/14/2004	8.0			

Total hours: 40.0

0

**GRAND TOTAL** 80.0 8.0

8.0H

*18.0H hrs related to Hurricane Frances*

ABSENCE CODES:
J = Jury Duty
B = Funeral/Bereavement
V = Vacation
S = Sick
W/C = Worker's Comp.
H = Personal Floating Holiday
F = Family Medical Leave (call Northbrook before using this code)

Regular Hours also include hours for "excused absences" (i.e. vacation time sick time, jury duty, etc.) and would be noted in the comments sections

This time sheet is a true record of all regular time and overtime to be reimbursed for this pay period.

EMPLOYEE SIGNATURE: Roy J. Mericle DATE: 9-14-04

SUPERVISOR SIGNATURE: Dominic [Signature] DATE: 9-14-04



NON-EXEMPT PAYROLL TIMESHEET

EMPLOYEE'S NAME ALISON S. McPhee

LOCATION JT/Itas Inc. Penabroke w/ WTP of Leesburg

PAY PERIOD 9/1/2004 THROUGH 9/14/2004

FILE NUMBER \_\_\_\_\_

(BOLDED AREA FOR OFFICE USE)

DAY OF WEEK	MONTH-DAY	REGULAR HOURS	ADDITIONAL HOURS	COMMENTS/EXPLANATIONS
WED.	9/1/2004	8.0		
THURS.	9/2/2004	8.0		
FRI.	9/3/2004			
SAT.	9/4/2004			
SUN.	9/5/2004	8.0		
MON.	9/6/2004	Holiday	10.5	Work Being Done on 25 #2. Hurricane Frances
TUES.	9/7/2004	8.0		

OVERTIME TO BE REIMBURSED
2.5 10.5 o/t

Total hours 32 10.5

2.5 10.5 o/t

WED.	9/8/2004	8.0		
THURS.	9/9/2004	8.0		
FRI.	9/10/2004		3.0	STAFF MEET by Bryan (Office Manager) concerning prep for Hurricane Ivan
SAT.	9/11/2004			
SUN.	9/12/2004	8.0		
MON.	9/13/2004	8.0		
TUES.	9/14/2004	8.0		

3.0 o/t

Total hours: 40.0 3.0

GRAND TOTAL 72 13.5

10 o/t hrs related to Hurr. Frances  
3 o/t hrs related to Hurr. Ivan  
13.5 o/t

3.0 o/t  
13.5 o/t  
5.5

ABSENCE CODES:
J = Jury Duty
B = Funeral/Bereavement
V = Vacation
S = Sick
W/C = Worker's Comp.
H = Personal Floating Holiday
F = Family Medical Leave (call Northbrook before using this code)

• Regular Hours also include hours for "excused absences" (i.e. vacation time sick time, jury duty, etc.) and would be noted in the comments section

This time sheet is a true record of all regular time and overtime to be reimbursed for this pay period.  
EMPLOYEE SIGNATURE Alison S. McPhee DATE 9-14-04

SUPERVISOR SIGNATURE William H. Gault DATE \_\_\_\_\_

NON-EXEMPT PAYROLL TIMESHEET

EMPLOYEES  
 NAME: Joseph M. Ruby  
 PAY PERIOD 9/1/2004 THROUGH 9/14/2004

LOCATION Southgate  
 FILE NUMBER 98661

(BOLDED AREA FOR OFFICE USE)

DAY OF WEEK	MONTH-DAY	REGULAR HOURS*	ADDITIONAL HOURS	COMMENTS/EXPLANATIONS	OVERTIME TO BE REIMBURSED
WED.	9/1/2004	8			
THURS.	9/2/2004	8			
FRI.	9/3/2004	8			
SAT.	9/4/2004				
SUN.	9/5/2004				
MON.	9/6/2004	Holiday	5	Serv. line break 3517 Pembroke Dr Hurricane Frances	5 OT
TUES.	9/7/2004	8			

Total hours: 40 5

5 OT

WED.	9/8/2004	8			
THURS.	9/9/2004	8			
FRI.	9/10/2004	8	1.5	SERV. LINE BREAK.	1.5 OT
SAT.	9/11/2004				
SUN.	9/12/2004				
MON.	9/13/2004	8			
TUES.	9/14/2004	8			

Total hours: 40 1.5

1.5 OT

**GRAND TOTAL** 80 6.5

6.5 OT

*1.5 OT hrs related to Hurricane Frances*

ABSENCE CODES
J = Jury Duty
B = Funeral/Bereavement
V = Vacation
A = Sick
W/O = Worker's Comp.
H = Personal Floating Holiday
M = Family Medical Leave (call Northbrook before using this code)

\* Regular Hours also include hours for "excused absences" (i.e. vacation time sick time, jury duty, etc.) and would be noted in the comments sections

This time sheet is a true record of all regular time and overtime to be reimbursed for this pay period.

EMPLOYEE SIGNATURE Joseph M. Ruby DATE 9/14/04

SUPERVISOR SIGNATURE M. H. [Signature] DATE 9/15/04

**NON-EXEMPT PAYROLL TIMESHEET**

EMPLOYEES NAME: MARTIN, DUANE L.

LOCATION WEKIVA SHOP

PAY PERIOD 9/1/2004 THROUGH 9/14/2004

FILE NUMBER 98887 FL

(BOLDED AREA FOR OFFICE USE)

DAY OF WEEK	MONTH-DAY	REGULAR HOURS	ADDITIONAL HOURS	COMMENTS/EXPLANATIONS	OVERTIME TO BE REIMBURSED
WED.	9/1/2004	8			
THURS.	9/2/2004	8			
FRI.	9/3/2004	8			
SAT.	9/4/2004				
SUN.	9/5/2004				
MON.	9/6/2004	Holiday	7	HURRICANE FRANCES	7.0 hr
TUES.	9/7/2004	8	6.5	HURRICANE	6.5 hr

Total hours 40 13.5 13.5 hr

WED.	9/8/2004	8			
THURS.	9/9/2004	8.5		SICK	
FRI.	9/10/2004	8			
SAT.	9/11/2004				
SUN.	9/12/2004				
MON.	9/13/2004	8			
TUES.	9/14/2004	8			

Total hours: 40 0

**GRAND TOTAL** 80 13.5 13.5 hr

*(13.5 O/T hrs related to Hurricane Frances)*  
*12.50 hr*  
*1.0 hr*

<p><b>ABSENCE CODES:</b></p> <p>J = Jury Duty</p> <p>B = Funeral/Bereavement</p> <p>V = Vacation</p> <p>S = Sick</p> <p>W/C = Worker's Comp.</p> <p>H = Personal Floating Holiday</p> <p>F = Family Medical Leave (call Northbrook before using this code)</p>	<p>• Regular Hours also include hours for "excused absences" (i.e. vacation time sick time, jury duty, etc.) and would be noted in the comments sections</p> <p>This time sheet is a true record of all regular time and overtime to be reimbursed for this pay period.</p>
<p>EMPLOYEE SIGNATURE <u>Duane L. Martin</u> DATE <u>9/15/04</u></p> <p>SUPERVISOR SIGNATURE <u>[Signature]</u> DATE <u>9/15/04</u></p>	

NON-EXEMPT PAYROLL TIMESHEET

EMPLOYEE'S NAME: John Lisie

LOCATION: H.I.

PAY PERIOD: 9/1/2004 THROUGH 9/14/2004

FILE NUMBER: 99006

(BOLDED AREA FOR OFFICE USE)

DAY OF WEEK	MONTH-DAY	REGULAR HOURS*	ADDITIONAL HOURS	COMMENTS/EXPLANATIONS	OVERTIME TO BE REIMBURSED
WED.	9/1/2004	8			
THURS.	9/2/2004	7			
FRI.	9/3/2004	6			
SAT.	9/4/2004	<del>8</del> 3	<del>3</del>	Check systems before hurricane	
SUN.	9/5/2004	<del>8</del>	3	Check systems after hurricane	3 o/t
MON.	9/6/2004	<del>8</del> Holiday	12.5	BRING UP MILES GRANT AFTER H. CALL OUT H.I. W/CTP AGENCY	12.5 o/t
TUES.	9/7/2004	<del>8</del> 8	10	BRING UP H.I. AFTER HURRICANE	10 o/t

Total hours: 32 40 17.5 25.5 25.5 o/t

WED.	9/8/2004	8	3	CALL OUT FULL RE-FILL H.I.	3 o/t
THURS.	9/9/2004	8	3	CALL OUT LS. @ River Village	3 o/t
FRI.	9/10/2004	8			
SAT.	9/11/2004	<del>8</del>	6+3 9	COMPLIANCE AT H.I. CALL OUT LEAK @ INLET VILLAGE	9 o/t
SUN.	9/12/2004	<del>8</del>	6	compliance	6 o/t
MON.	9/13/2004	8			
TUES.	9/14/2004	8			

Total hours: 40 21 21 o/t

GRAND TOTAL: 72 80 39.5 46.5 (31.5 o/t hrs related to Hur Frances) 46.5 o/t

ABSENCE CODES:

- J = Jury Duty
- B = Funeral/Bereavement
- V = Vacation
- S = Sick
- WC = Worker's Comp.
- H = Personal Floating Holiday
- F = Family Medical Leave (call Northbrook before using this code)

Regular Hours also include hours for "excused absences" (i.e. vacation time sick time, jury duty, etc.) and would be noted in the comments sections

This time sheet is a true record of all regular time and overtime to be reimbursed for this pay period.

EMPLOYEE SIGNATURE: [Signature] DATE: 09/15/04

SUPERVISOR SIGNATURE: [Signature] DATE: 9/15/04

Hurricane Frances

NON-EXEMPT PAYROLL TIMESHEET

EMPLOYEES  
NAME: Greg Lee  
PAY PERIOD: 9/1/2004 THROUGH 9/14/2004

LOCATION: MILES GRANT  
FILE NUMBER: 704

(BOLDED AREA FOR OFFICE USE)

DAY OF WEEK	MONTH-DAY	REGULAR HOURS*	ADDITIONAL HOURS	COMMENTS/EXPLANATIONS	OVERTIME TO BE REIMBURSED
WED.	9/1/2004	8			
THURS.	9/2/2004	8			
FRI.	9/3/2004	8			
SAT.	9/4/2004		-		
SUN.	9/5/2004		-		
MON.	9/6/2004	Holiday	14	Americana Frances WTP, STP, L.S.	14 o/t
TUES.	9/7/2004	11.8	3	Hurricane Frances check pump L.S. STP, WTP clock	3 o/t

Total hours: 40 43 17

WED.	9/8/2004	8		Hurricane Frances	
THURS.	9/9/2004	8	8	WTP alarm call out phase pay power out. Trans for fuel	8 o/t
FRI.	9/10/2004	8			
SAT.	9/11/2004		6	weekend compliance coverage MG	6 o/t
SUN.	9/12/2004		6	weekend compliance coverage MG	6 o/t
MON.	9/13/2004	8			
TUES.	9/14/2004	8			

Total hours: 40 20 SS.

GRAND TOTAL: 80 37 SS. (25 o/t hrs related to Hurricane Frances)

ABSENCE CODES:
J = Jury Duty
B = Funeral/Bereavement
V = Vacation
S = Sick
W/O = Worker's Comp.
H = Personal Floating Holiday
F = Family Medical Leave (call Northbrook before using this code)

\* Regular Hours also include hours for "excused absences" (i.e. vacation time, sick time, jury duty, etc.) and would be noted in the comments sections

This time sheet is a true record of all regular time and overtime to be reimbursed for this pay period.

EMPLOYEE SIGNATURE: Greg Lee DATE: 9/15/04

SUPERVISOR SIGNATURE: [Signature] DATE: 9/15/04

**NON-EXEMPT PAYROLL TIMESHEET**

**EMPLOYEES**

NAME: SCOTT C. LEARNED

LOCATION Alabays, FL

PAY PERIOD 9/1/2004 THROUGH 9/14/2004

FILE NUMBER 758

**(BOLDED AREA FOR OFFICE USE)**

DAY OF WEEK	MONTH-DAY	REGULAR HOURS*	ADDITIONAL HOURS	COMMENTS/EXPLANATIONS
WED.	9/1/2004	8.0		
THURS.	9/2/2004	8.0		
FRI.	9/3/2004	8.0 V		Vacation
SAT.	9/4/2004			
SUN.	9/5/2004			
MON.	9/6/2004	Holiday	10.0	Hurricane Francis
TUES.	9/7/2004	8.0		

OVERTIME TO BE REIMBURSED
10 O/T

Total hours 40.0

10 O/T

WED.	9/8/2004	8.0		
THURS.	9/9/2004	8.0 V		Vacation
FRI.	9/10/2004	8.0 V		Vacation
SAT.	9/11/2004			
SUN.	9/12/2004			
MON.	9/13/2004	8.0		
TUES.	9/14/2004	8.0		


Total hours: 40.0

0

**GRAND TOTAL** 80.0

*(10 hrs O/T related to Hurricane Francis)*

10 O/T

ABSENCE CODES:
J = Jury Duty
B = Funeral/Bereavement
V = Vacation
S = Sick
W/C = Worker's Comp.
H = Personal Floating Holiday
F = Family Medical Leave (call Northbrook before using this code)

\* Regular Hours also include hours for "excused absences" (i.e. vacation time, sick time, jury duty, etc.) and would be noted in the comments sections

This timesheet is a true record of all regular time and overtime to be reimbursed for this pay period.

EMPLOYEE SIGNATURE Scott C. Learned DATE 9/14/04

SUPERVISOR SIGNATURE Donald E. Taylor DATE 9-14-04  
John A. Mammola 9/14/04

NON-EXEMPT PAYROLL TIMESHEET

EMPLOYEE'S NAME: Tom Keys

LOCATION Wekiiva

PAY PERIOD 9/1/2004 THROUGH 9/14/2004

FILE NUMBER \_\_\_\_\_

(BOLDED AREA FOR OFFICE USE)

DAY OF WEEK	MONTH-DAY	REGULAR HOURS*	ADDITIONAL HOURS	COMMENTS/EXPLANATIONS
WED.	9/1/2004	8		
THURS.	9/2/2004	8		
FRI.	9/3/2004	8		
SAT.	9/4/2004			
SUN.	9/5/2004			
MON.	9/6/2004	Holiday	2	NO holiday pay - probation Hurricane Frances ASSISTED OPERATOR WITH A GENERATOR PROBLEM
TUES.	9/7/2004	8		

OVERTIME TO BE REBURSED
2 0/17

Total hours

~~40~~ 32 2

5 0/17

WED.	9/8/2004	8		
THURS.	9/9/2004	8	2	CALL OUT LOSS OF POWER NO TRANSFER
FRI.	9/10/2004	8		
SAT.	9/11/2004			
SUN.	9/12/2004			
MON.	9/13/2004	8		
TUES.	9/14/2004	8		

2 0/17

Total hours:

40 2

2 0/17

GRAND TOTAL

~~40~~ 32 4

4 0/17

ABSENCE CODES:

- J = Jury Duty
- B = Funeral/Bereavement
- V = Vacation
- S = Sick
- W/C = Worker's Comp.
- H = Personal Floating Holiday
- F = Family Medical Leave (call Northbrook before using this code)

\* Regular Hours also include hours for "excused absences" (i.e. vacation time sick time, jury duty, etc.) and would be noted in the comments sections

This time sheet is a true record of all regular time and overtime to be reimbursed for this pay period.

EMPLOYEE SIGNATURE

T. Keys

DATE

9-15-04

SUPERVISOR SIGNATURE

[Signature]

DATE

9/16/04

**NON-EXEMPT PAYROLL TIMESHEET**

EMPLOYEE'S NAME: Robert A. James

LOCATION: Charlotte

PAY PERIOD: 9/1/2004 THROUGH 9/14/2004

FILE NUMBER: 98721

(BOLDED AREA FOR OFFICE USE)

DAY OF WEEK	MONTH-DAY	REGULAR HOURS*	ADDITIONAL HOURS	COMMENTS/EXPLANATIONS
WED.	9/1/2004	8		
THURS.	9/2/2004	8		
FRI.	9/3/2004	8		
SAT.	9/4/2004	0		
SUN.	9/5/2004	0		
MON.	9/6/2004	Holiday	16	Hurricane Call Florida
TUES.	9/7/2004	8	2	Hurricane Call Florida

OVERTIME TO BE REBURSED

Total hours

40     18

Frances

WED.	9/8/2004	8	1	Hurricane Call Florida
THURS.	9/9/2004	8		
FRI.	9/10/2004	8		
SAT.	9/11/2004	0		
SUN.	9/12/2004	0		
MON.	9/13/2004	8		
TUES.	9/14/2004	8		


Total hours:

40     1

**GRAND TOTAL**

80     19

19 OT

ABSENCE CODES:
J = Jury Duty
B = Funeral/Bereavement
V = Vacation
S = Sick
W/C = Worker's Comp.
H = Personal Floating Holiday
F = Family Medical Leave (call Northbrook before using this code)

• Regular Hours also include hours for "excused absences" (i.e. vacation time, sick time, jury duty, etc.) and would be noted in the comments sections

This time sheet is a true record of all regular time and overtime to be reimbursed for this pay period.

EMPLOYEE SIGNATURE: Robert A. James     DATE: 9-15-04

SUPERVISOR SIGNATURE: Mark R. Hagan     DATE: 9-15-04



NON-EXEMPT PAYROLL TIMESHEET

EMPLOYEE'S NAME: Roger Wolsapple

LOCATION: Wedgefield

PAY PERIOD: 9/1/2004 THROUGH 9/14/2004

FILE NUMBER: 499

(BOLDED AREA FOR OFFICE USE)

DAY OF WEEK	MONTH-DAY	REGULAR HOURS	ADDITIONAL HOURS	COMMENTS/EXPLANATIONS	OVERTIME TO BE REIMBURSED
WED.	9/1/2004	8			
THURS.	9/2/2004	8			
FRI.	9/3/2004	8			
SAT.	9/4/2004	8			
SUN.	9/5/2004	8 Hurricane		Told to stay home due to Hurricane	
MON.	9/6/2004	Holiday	16	compliance at Wedgefield 9 hrs. pump down lift stations 7 hrs. - Hurricane Frances	16 o/t
TUES.	9/7/2004		02	checked lift stations Hurricane Frances	2 o/t

Total hours: 48 18

18 o/t

WED.	9/8/2004	8			
THURS.	9/9/2004	8			
FRI.	9/10/2004	8			
SAT.	9/11/2004	8			
SUN.	9/12/2004	8			
MON.	9/13/2004				
TUES.	9/14/2004				

Total hours: 40 0.0

0

**GRAND TOTAL** 88 18

(9 o/t hrs related to Hurricane Frances)

18 o/t  
9.5t

ABSENCE CODES:
J = Jury Duty
B = Funeral/Bereavement
V = Vacation
S = Sick
W/C = Worker's Comp.
H = Personal Floating Holiday
F = Family Medical Leave (call Northbrook before using this code)

Regular Hours also include hours for "excused absences" (i.e. vacation time sick time, jury duty, etc.) and would be noted in the comments sections

This time sheet is a true record of all regular time and overtime to be reimbursed for this pay period.

EMPLOYEE SIGNATURE: R. Wolsapple DATE: 9-15-04

SUPERVISOR SIGNATURE: [Signature] DATE: 9-15-04

**NON-EXEMPT PAYROLL TIMESHEET**

EMPLOYEES NAME: Jimmie Hollister

LOCATION: DES PINAR

PAY PERIOD 9/1/2004 THROUGH 9/14/2004

FILE NUMBER 668

(BOLDED AREA FOR OFFICE USE)

DAY OF WEEK	MONTH-DAY	REGULAR HOURS*	ADDITIONAL HOURS	COMMENTS/EXPLANATIONS
WED.	9/1/2004	8		
THURS.	9/2/2004	8		
FRI.	9/3/2004	8	4	SETUP, FUELED GENERATORS <sup>Hurricane Frances</sup>
SAT.	9/4/2004			
SUN.	9/5/2004			
MON.	9/6/2004	Holiday	13	KEPT AUX. POWER ON L. STATIONS <sup>Hurricane Frances</sup>
TUES.	9/7/2004	8	5	FUELED UP GENERATORS <sup>Hurricane Frances</sup>

OVERTIME TO BE REIMBURSED
4 O/T
13 O/T
5 O/T

Total hours: 40 2 2

22 O/T

WED.	9/8/2004	8	4	FUELED UP GENERATORS <sup>Hurricane Frances</sup>
THURS.	9/9/2004	8		
FRI.	9/10/2004	8		
SAT.	9/11/2004			
SUN.	9/12/2004			
MON.	9/13/2004	8		
TUES.	9/14/2004	8	2.25	SNAKED OUT / CAMERA 113 p. v. r. w. ROUTED OUT /

4 O/T
2.25 O/T

Total hours: 40 6.25

6.25 O/T

**GRAND TOTAL** 80 28.25

(26 O/T hrs related to Hurricane Frances)

28.25 O/T

ABSENCE CODES:
J = Jury Duty
B = Funeral/Bereavement
V = Vacation
S = Sick
W/C = Worker's Comp.
H = Personal Floating Holiday
F = Family Medical Leave (call Northbrook before using this code)

• Regular Hours also include hours for "excused absences" (i.e. vacation time sick time, jury duty, etc.) and would be noted in the comments sections

This time sheet is a true record of all regular time and overtime to be reimbursed for this pay period.

EMPLOYEE SIGNATURE Jimmie Hollister DATE 9-14-2004

SUPERVISOR SIGNATURE [Signature] DATE 9/15/04

NON-EXEMPT PAYROLL TIMESHEET

EMPLOYEES NAME: James D. Yingling

LOCATION Wekiva Shop F--20

PAY PERIOD 9/1/2004 THROUGH 9/14/2004

FILE NUMBER 612 F1

(BOLDED AREA FOR OFFICE USE)

DAY OF WEEK	MONTH-DAY	REGULAR HOURS	ADDITIONAL HOURS	COMMENTS/EXPLANATIONS
WED.	9/1/2004	8		
THURS.	9/2/2004	8		
FRI.	9/3/2004	8		
SAT.	9/4/2004			
SUN.	9/5/2004			
MON.	9/6/2004	Holiday	11	Various Hurricane Frances damage jobs relating to hurricane
TUES.	9/7/2004	8	2	Assisted YES with lift stations Hurricane Frances

OVERTIME TO BE REIMBURSED
0.75
2.00

Total hours 40 13

3.00

WED.	9/8/2004	8		
THURS.	9/9/2004	8		
FRI.	9/10/2004	8		
SAT.	9/11/2004			
SUN.	9/12/2004			
MON.	9/13/2004	8		
TUES.	9/14/2004	6		Dentist Appt. 7-9


Total hours: 38

0

GRAND TOTAL 78 13

13.00

*(All o/t hrs related to Hurricane Frances)*

ABSENCE CODES:
J = Jury Duty
B = Funeral/Bereavement
V = Vacation
S = Sick
W/C = Worker's Comp.
H = Personal Floating Holiday
F = Family Medical Leave (call Northbrook before using this code)

Regular Hours also include hours for "excused absences" (i.e. vacation time, sick time, jury duty, etc.) and would be noted in the comments sections

This time sheet is a true record of all regular time and overtime to be reimbursed for this pay period.

EMPLOYEE SIGNATURE James D. Yingling DATE 9-15-04

SUPERVISOR SIGNATURE [Signature] DATE 9/15/04



NON-EXEMPT PAYROLL TIMESHEET

EMPLOYEE'S NAME: Stephen R Whitt

LOCATION West Columbia

PAY PERIOD 9/1/2004 THROUGH 9/14/2004

FILE NUMBER 635

(BOLDED AREA FOR OFFICE USE)

DAY OF WEEK	MONTH-DAY	REGULAR HOURS	ADDITIONAL HOURS	COMMENTS/EXPLANATIONS	OVERTIME TO BE REIMBURSED
WED.	9/1/2004	8			
THURS.	9/2/2004	8			
FRI.	9/3/2004	8			
SAT.	9/4/2004	0			
SUN.	9/5/2004		3.5	Tracked up Generator in Bush Hills for PIA - Checked Country Club wires HURRICANE FRANCES	
MON.	9/6/2004	Holiday	14.5	Trip to PIA HURRICANE FRANCES	
TUES.	9/7/2004	8	3	Working in PIA HURRICANE FRANCES	

Total hours:

40 21 Hurricane Francis

WED.	9/8/2004	8	4.5	Working in PIA Hurricane FRANCES	
THURS.	9/9/2004	8	4.0	Working in PIA all came back to SC HURRICANE FRANCES	
FRI.	9/10/2004	8			
SAT.	9/11/2004	0			
SUN.	9/12/2004	0			
MON.	9/13/2004	8	4	LS 21 on 15 Lake Berry. Had to Run Generator till Power came back on 304 Gray Fox. Dirty with 9/14 Hadley STAR RO Low pressure.	
TUES.	9/14/2004	8	4		

Total hours:

40 16.5

GRAND TOTAL

80 37.5

37.50 OT

ABSENCE CODES:

- J = Jury Duty
- B = Funeral/Bereavement
- V = Vacation
- S = Sick
- W/C = Worker's Comp.
- H = Personal Floating Holiday
- F = Family Medical Leave (call Northbrook before using this code)

Regular Hours also include hours for "excused absences" (i.e. vacation time sick time, jury duty, etc.) and would be noted in the comments sections

This time sheet is a true record of all regular time and overtime to be reimbursed for this pay period.

EMPLOYEE SIGNATURE

Stephen R Whitt

DATE

9-14-04

SUPERVISOR SIGNATURE

Wesley M Parker

DATE

9-15-04

(BTR)

NON-EXEMPT PAYROLL TIMESHEET

EMPLOYEE'S NAME: Ronald Dale White

LOCATION: Des Plaines

PAY PERIOD: 9/1/2004 THROUGH 9/14/2004

FILE NUMBER: 723

(BOLDED AREA FOR OFFICE USE)

DAY OF WEEK	MONTH-DAY	REGULAR HOURS	ADDITIONAL HOURS	COMMENTS/EXPLANATIONS
WED.	9/1/2004	8		
THURS.	9/2/2004	8	4	PrepARE for Hurricane
FRI.	9/3/2004	8	4	FRANCES
SAT.	9/4/2004			
SUN.	9/5/2004		4	DAMAGY ASSEMENT
MON.	9/6/2004	Holiday	16	MAINTAIN Power to
TUES.	9/7/2004	8	16	Lift Stations.

OVERTIME TO BE REBURSED
4 O/T
4 O/T
4 O/T
16 O/T
16 O/T
44 O/T

Total hours: 40 ~~34~~ 44

WED.	9/8/2004	8	6	Repairs after Hurricane
THURS.	9/9/2004	8		Force mains/water
FRI.	9/10/2004	8		
SAT.	9/11/2004			
SUN.	9/12/2004			
MON.	9/13/2004	8		
TUES.	9/14/2004	8	2	Sewer blockage

6 O/T
2 O/T
8 O/T

Total hours: 40 6

GRAND TOTAL: 80 52

*(50 O/T hrs related to Hurricane Frances)*

52 O/T

- ABSENCE CODES:
- J = Jury Duty
  - B = Funeral/Bereavement
  - V = Vacation
  - S = Sick
  - W/C = Worker's Comp.
  - H = Personal Floating Holiday
  - F = Family Medical Leave (call Northbrook before using this code)

Regular Hours also include hours for "excused absences" (i.e. vacation time sick time, jury duty, etc.) and would be noted in the comments sections

This time sheet is a true record of all regular time and overtime to be reimbursed for this pay period.

EMPLOYEE SIGNATURE: Ronald White DATE: 9/14/04  
 SUPERVISOR SIGNATURE: John M. [Signature] DATE: 9/14/04

NON-EXEMPT PAYROLL TIMESHEET

EMPLOYEES NAME: Nathan Van Meter

LOCATION: Longwood

PAY PERIOD: 9/1/2004 THROUGH 9/14/2004

FILE NUMBER: FL613

(BOLDED AREA FOR OFFICE USE)

DAY OF WEEK	MONTH-DAY	REGULAR HOURS	ADDITIONAL HOURS	COMMENTS/EXPLANATIONS
WED.	9/1/2004	8		
THURS.	9/2/2004	8		
FRI.	9/3/2004	8		
SAT.	9/4/2004			
SUN.	9/5/2004		0.75	Plant Check from Hurricane Frances
MON.	9/6/2004	Holiday	7.0	Work Holiday / Hurricane Frances
TUES.	9/7/2004	8		

OVERTIME TO BE REBURSED
<del>7.0</del>
7.0

Total hours: 40 7.75

7.0

WED.	9/8/2004	8		
THURS.	9/9/2004	8		
FRI.	9/10/2004	8	3.5	Remove + Install Sump Pump
SAT.	9/11/2004			
SUN.	9/12/2004			
MON.	9/13/2004	8		
TUES.	9/14/2004	8	0.5	Seed Sludge Delivery

3.5
5.0

Total hours: 40 4.0

4.0

**GRAND TOTAL**  
80 11.75

(7.0) O/T hrs  
+ 7.75 S/T hrs related  
to Hurr. Frances  
11.0  
15.5

11.0

ABSENCE CODES:
J = Jury Duty
B = Funeral/Bereavement
V = Vacation
S = Sick
W/C = Worker's Comp.
H = Personal Floating Holiday
F = Family Medical Leave (call Northbrook before using this code)

Regular Hours also include hours for "excused absences" (i.e. vacation time sick time, jury duty, etc.) and would be noted in the comments section

This time sheet is a true record of all regular time and overtime to be reimbursed for this pay period.

EMPLOYEE SIGNATURE: Nathan Van Meter DATE: 9-15-04

SUPERVISOR SIGNATURE: [Signature] DATE: 9/14/04

NON-EXEMPT PAYROLL TIMESHEET

EMPLOYEE'S NAME: Ferrellyn Trovings

LOCATION: Altamonte Springs  
 FILE NUMBER: 98648 FL

PAY PERIOD: 9/1/2004 THROUGH 9/14/2004

(BOLDED AREA FOR OFFICE USE)

DAY OF WEEK	MONTH-DAY	REGULAR HOURS	ADDITIONAL HOURS	COMMENTS/EXPLANATIONS	OVERTIME TO BE REIMBURSED
WED.	9/1/2004	8	3.25	Dispatch	3.25
THURS.	9/2/2004	8	.75	"	.75
FRI.	9/3/2004	8/Hurricane	7.00	" O/T Due to Hurricane Frances	7.0
SAT.	9/4/2004	—	18.25	" O/T Due to Hurricane Frances	18.25
SUN.	9/5/2004	—	<del>41.50</del> 24.0	" O/T Due to Hurricane Frances	24.0
MON.	9/6/2004	Holiday	<del>45.00</del> 24.0	" O/T Due to Hurricane Frances	24.0
TUES.	9/7/2004	8	3.50	" O/T Due to Hurricane Frances	3.5

Total hours: 40 ~~119.25~~ 80.75 80.75 O/T

WED.	9/8/2004	8		
THURS.	9/9/2004	8		
FRI.	9/10/2004	8/5		
SAT.	9/11/2004	—		
SUN.	9/12/2004	—		
MON.	9/13/2004	8		
TUES.	9/14/2004	8		

Total hours: 40

**GRAND TOTAL** 80 80.75 76.75 O/T hrs ~~due~~ related to Hurr. Frances 80.75 O/T

- ABSENCE CODES:
- J = Jury Duty
  - B = Funeral/Bereavement
  - V = Vacation
  - S = Sick
  - W/C = Worker's Comp.
  - H = Personal Floating Holiday
  - F = Family Medical Leave (call Northbrook before using this code)

• Regular Hours also include hours for "excused absences" (i.e. vacation time sick time, jury duty, etc.) and would be noted in the comments sections

This time sheet is a true record of all regular time and overtime to be reimbursed for this pay period.

EMPLOYEE SIGNATURE: Ferrellyn Trovings DATE: 9/14/04

SUPERVISOR SIGNATURE: [Signature] DATE: 9/16/04



**NON-EXEMPT PAYROLL TIMESHEET**

EMPLOYEE'S NAME: Garry Thigpen Jr

LOCATION LA

PAY PERIOD 9/1/2004 THROUGH 9/14/2004

FILE NUMBER 89435

(BOLDED AREA FOR OFFICE USE)

DAY OF WEEK	MONTH-DAY	REGULAR HOURS *	ADDITIONAL HOURS	COMMENTS/EXPLANATIONS
WED.	9/1/2004	8		
THURS.	9/2/2004	8		
FRI.	9/3/2004	8		
SAT.	9/4/2004	0		
SUN.	9/5/2004		7	Hurricane Frances
MON.	9/6/2004	Holiday	14	<del>Hurricane Frances</del>
TUES.	9/7/2004	8	4	Hurricane Frances

OVERTIME TO BE REIMBURSED

Total hours 40 35

WED.	9/8/2004	8	4	Hurricane Frances
THURS.	9/9/2004	8		
FRI.	9/10/2004	8		
SAT.	9/11/2004	0		
SUN.	9/12/2004	0		
MON.	9/13/2004	8		
TUES.	9/14/2004	8		


Total hours: 40 4

**GRAND TOTAL** 80 29

29.5

ABSENCE CODES:
J = Jury Duty
B = Funeral/Bereavement
V = Vacation
S = Sick
W/C = Worker's Comp.
H = Personal Floating Holiday
F = Family Medical Leave (call Northbrook before using this code)

\* Regular Hours also include hours for "excused absences" (i.e. vacation time sick time, jury duty, etc.) and would be noted in the comments sections

This time sheet is a true record of all regular time and overtime to be reimbursed for this pay period.

EMPLOYEE SIGNATURE Garry Thigpen Jr DATE 9-14-04

SUPERVISOR SIGNATURE [Signature] DATE 9/14/04

NON EXEMPT PAYROLL TIMESHEET

EMPLOYEES

NAME: Donald E Taylor

LOCATION: ALAFAYA UTILITIES

PAY PERIOD: 9/1/2004 THROUGH 9/14/2004

FILE NUMBER: 722 FL

(BOLDED AREA FOR OFFICE USE)

DAY OF WEEK	MONTH-DAY	REGULAR HOURS	ADDITIONAL HOURS	COMMENTS/EXPLANATIONS
WED.	9/1/2004	8		
THURS.	9/2/2004	8		
FRI.	9/3/2004	8		
SAT.	9/4/2004	-		
SUN.	9/5/2004	-		
MON.	9/6/2004	Holiday	11.50	Hurricane Frances - generators
TUES.	9/7/2004	8	2.00	Hurricane Frances - generators

OVERTIME TO BE REIMBURSED
11.50H
2.00H

Total hours: 40 13.50

13.50H

WED.	9/8/2004	8		
THURS.	9/9/2004	8		
FRI.	9/10/2004	8		
SAT.	9/11/2004	-		
SUN.	9/12/2004	-		
MON.	9/13/2004	8		
TUES.	9/14/2004	8		


Total hours: 40

**GRAND TOTAL**  
8 13.50

13.50H

ABSENCE CODES:

- J = Jury Duty
- B = Funeral/Bereavement
- V = Vacation
- S = Sick
- W/C = Worker's Comp.
- H = Personal Floating Holiday
- F = Family Medical Leave (call Northbrook before using this code)

Regular Hours also include hours for "excused absences" (i.e. vacation time, sick time, jury duty, etc.) and would be noted in the comments sections

This time sheet is a true record of all regular time and overtime to be reimbursed for this pay period.

EMPLOYEE SIGNATURE Donald E Taylor DATE 9-15-04

SUPERVISOR SIGNATURE [Signature] DATE 9/15/04

NON-EXEMPT PAYROLL TIMESHEET

EMPLOYEE'S NAME: STEPHEN SZCZEPKOWSKI

LOCATION Pebble Creek

PAY PERIOD 9/1/2004 THROUGH 9/14/2004

FILE NUMBER 360 FL

(BOLDED AREA FOR OFFICE USE)

DAY OF WEEK	MONTH-DAY	REGULAR HOURS*	ADDITIONAL HOURS	COMMENTS/EXPLANATIONS
WED.	9/1/2004	8		
THURS.	9/2/2004	8		
FRI.	9/3/2004	8		
SAT.	9/4/2004			
SUN.	9/5/2004		9.0	on standby Pebble Creek w/ TP COMPLIANCE
MON.	9/6/2004	Holiday	18.0	ALARM - Old plant compliance HURRICANE STANDBY - RAN TRASH PUMPS TRUCKED Diesel to generator 55 gal
TUES.	9/7/2004	8		

OVERTIME TO BE REIMBURSED
9 o/t
18 o/t

Total hours 40 27

27 o/t

WED.	9/8/2004	8	3.0	LIS #7 Pump #2 out of service Kins Bush Hog Repaired - stayed late
THURS.	9/9/2004	8		
FRI.	9/10/2004	8		
SAT.	9/11/2004			
SUN.	9/12/2004			
MON.	9/13/2004	8		
TUES.	9/14/2004	8		

3 o/t

Total hours: 40 3

3 o/t

**GRAND TOTAL**  

<u>80</u>	<u>30</u>
-----------	-----------

**30 o/t**

*(18 o/t hrs related to Hurricane Frances)*

- ABSENCE CODES:**
- J = Jury Duty
  - B = Funeral/Bereavement
  - V = Vacation
  - S = Sick
  - W/C = Worker's Comp.
  - H = Personal Floating Holiday
  - F = Family Medical Leave (call Northbrook before using this code)

\* Regular Hours also include hours for "excused absences" (i.e. vacation time sick time, jury duty, etc.) and would be noted in the comments sections

This time sheet is a true record of all regular time and overtime to be reimbursed for this pay period.

EMPLOYEE SIGNATURE Stephen Szczepkowski DATE 9-14-04

SUPERVISOR SIGNATURE Joe Cullis DATE 9/15/04

**NON-EXEMPT PAYROLL TIMESHEET**

EMPLOYEE'S

NAME: Jim Jwegheimer

LOCATION FLA

PAY PERIOD 9/1/2004 THROUGH 9/14/2004

FILE NUMBER 721

**(BOLDED AREA FOR OFFICE USE)**

DAY OF WEEK	MONTH-DAY	REGULAR HOURS •	ADDITIONAL HOURS	COMMENTS/EXPLANATIONS	OVERTIME TO BE REIMBURSED
WED.	9/1/2004	8			
THURS.	9/2/2004	8			
FRI.	9/3/2004	8			
SAT.	9/4/2004	—			
SUN.	9/5/2004	—			
MON.	9/6/2004	Holiday	14 1/2	HURRICANE	14.5 o/t
TUES.	9/7/2004	8	4	HURRICANE	4 o/t

Total hours 40 18.5

18.5 o/t

WED.	9/8/2004	8		
THURS.	9/9/2004	8		
FRI.	9/10/2004	8		
SAT.	9/11/2004	—	6	WORKED DES PINAR KNOLLWOOD LANGWOOD
SUN.	9/12/2004	—	2	WORKED DES PINAR / KNOLLWOOD
MON.	9/13/2004	8		
TUES.	9/14/2004	8		

6 o/t
2 o/t

Total hours: 40 8

8 o/t

**GRAND TOTAL** 80 26.5

26.5 o/t

*(18.5 o/t hrs related to Hurricane Frances)*

ABSENCE CODES:
J = Jury Duty
B = Funeral/Bereavement
V = Vacation
S = Sick
W/C = Worker's Comp.
H = Personal Floating Holiday
F = Family Medical Leave (call Northbrook before using this code)

• Regular Hours also include hours for "excused absences" (i.e. vacation time, sick time, jury duty, etc.) and would be noted in the comments sections

This time sheet is a true record of all regular time and overtime to be reimbursed for this pay period.

EMPLOYEE SIGNATURE Jim Jwegheimer DATE 9-14-04

SUPERVISOR SIGNATURE [Signature] DATE 9/16/04

NON-EXEMPT PAYROLL TIMESHEET

EMPLOYEE'S NAME: COREY SUDOL

LOCATION: ALAFAYA

PAY PERIOD: 9/1/2004 THROUGH 9/14/2004

FILE NUMBER: 652

(BOLDED AREA FOR OFFICE USE)

DAY OF WEEK	MONTH-DAY	REGULAR HOURS	ADDITIONAL HOURS	COMMENTS/EXPLANATIONS
WED.	9/1/2004	8		
THURS.	9/2/2004	8	1	HELP PREP FOR FRANCES
FRI.	9/3/2004	/		
SAT.	9/4/2004	/		
SUN.	9/5/2004	8		PLANT CLOSED DUE TO FRANCES
MON.	9/6/2004	Holiday	9	WORK HOLIDAY AFTER STORM <sup>FRANCES</sup>
TUES.	9/7/2004	8		

OVERTIME TO BE REIMBURSED
1 0/17
9 0/17

Total hours: 40 12.0

10 0/17

WED.	9/8/2004	8		
THURS.	9/9/2004	8		
FRI.	9/10/2004	/		
SAT.	9/11/2004	/		
SUN.	9/12/2004	8	0.5	IN EARLY FOR BARSREENS
MON.	9/13/2004	8	0.5	IN EARLY FOR BARSREENS.
TUES.	9/14/2004	8	4.5	CALLED OUT FOR REUSE H/LEVEL

1.5 0/17
1.5 0/17
4.5 0/17

Total hours: 40 5.5

5.5 0/17

**GRAND TOTAL** 80 15.5

15.5 0/17

*(10 0/17 hrs related to Hurricane Frances)*

ABSENCE CODES:
J = Jury Duty
B = Funeral/Bereavement
V = Vacation
S = Sick
W/C = Worker's Comp.
H = Personal Floating Holiday
F = Family Medical Leave (call Northbrook before using this code)

Regular Hours also include hours for "excused absences" (i.e. vacation time, sick time, jury duty, etc.) and would be noted in the comments sections

This time sheet is a true record of all regular time and overtime to be reimbursed for this pay period.

EMPLOYEE SIGNATURE: Corey Sudol DATE: 9/14/04

SUPERVISOR SIGNATURE: Robert Reina DATE: 9-14-04

**NON-EXEMPT PAYROLL TIMESHEET**

EMPLOYEE'S NAME Tom Stafford

LOCATION 643, 644, 646

PAY PERIOD 9/1/2004 THROUGH 9/14/2004

FILE NUMBER 98650

**(BOLDED AREA FOR OFFICE USE)**

DAY OF WEEK	MONTH-DAY	REGULAR HOURS	ADDITIONAL HOURS	COMMENTS/EXPLANATIONS	OVERTIME TO BE REIMBURSED
WED.	9/1/2004	8			
THURS.	9/2/2004	8			
FRI.	9/3/2004	8			
SAT.	9/4/2004	4	4	well compliance Jan to Jan	4 o/t
SUN.	9/5/2004				
MON.	9/6/2004	Holiday	11	NEW YORK FRANCES 6am to 5pm. STORM CLEANUP.	11 o/t
TUES.	9/7/2004	8			

Total hours

40.49      11.15

15 o/t

WED.	9/8/2004	5		SICK	
THURS.	9/9/2004	5		"	
FRI.	9/10/2004	5		"	
SAT.	9/11/2004				
SUN.	9/12/2004				
MON.	9/13/2004	8			
TUES.	9/14/2004	8			

Total hours:

40

*(11 o/t hrs related to Hurr. Frances)  
15 o/t*

0

**GRAND TOTAL**

80      11

15 o/t

**ABSENCE CODES:**

- J = Jury Duty
- B = Funeral/Bereavement
- V = Vacation
- S = Sick
- W/C = Worker's Comp.
- H = Personal Floating Holiday
- F = Family Medical Leave (call Northbrook before using this code)

• Regular Hours also include hours for "excused absences" (i.e. vacation time, sick time, jury duty, etc.) and would be noted in the comments sections

This time sheet is a true record of all regular time and overtime to be reimbursed for this pay period.

EMPLOYEE SIGNATURE Tom Stafford

DATE 9-14-04

SUPERVISOR SIGNATURE Michael Quinn DATE 9/15/04

NON-EXEMPT PAYROLL TIMESHEET

EMPLOYEE'S NAME:

Mickey Shue

LOCATION

Des Pinar

PAY PERIOD 9/1/2004 THROUGH 9/14/2004

FILE NUMBER

710 FL

(BOLDED AREA FOR OFFICE USE)

DAY OF WEEK	MONTH-DAY	REGULAR HOURS	ADDITIONAL HOURS	COMMENTS/EXPLANATIONS	OVERTIME TO BE REIMBURSED
WED.	9/1/2004	8			
THURS.	9/2/2004	8			
FRI.	9/3/2004	8	4.0	Frances Hurricane Prep.	2.5 o/t
SAT.	9/4/2004				
SUN.	9/5/2004				
MON.	9/6/2004	Holiday	6.5	Frances Hurricane Outages	6.5 o/t
TUES.	9/7/2004	8	6.0	Frances Hurricane Outages	6.0 o/t

Total hours

40 16.5

15 o/t

16.5 o/t

WED.	9/8/2004	8	8.5	Frances Hurricane Outages
THURS.	9/9/2004	8		
FRI.	9/10/2004	8	1.5	4/5 A/C Power Out.
SAT.	9/11/2004			
SUN.	9/12/2004			
MON.	9/13/2004	8		
TUES.	9/14/2004	8		

Total hours:

40 10.0

10 o/t

GRAND TOTAL

80 26.5

25 o/t

25 o/t  
1.5 s/t

ABSENCE CODES:
J = Jury Duty
B = Funeral/Bereavement
V = Vacation
S = Sick
W/C = Worker's Comp.
H = Personal Floating Holiday
F = Family Medical Leave (call Northbrook before using this code)

Regular Hours also include hours for "excused absences" (i.e. vacation time sick time, jury duty, etc.) and would be noted in the comments sections

This time sheet is a true record of all regular time and overtime to be reimbursed for this pay period.

EMPLOYEE SIGNATURE

Mickey Shue

DATE

9/15/04

SUPERVISOR SIGNATURE

[Signature]

DATE

9/15/04

NON-EXEMPT PAYROLL TIMESHEET

Hurricane  
FRANCES

EMPLOYEES  
NAME: David E. Shoffstall

LOCATION Pebble Creek / East Lake

PAY PERIOD 9/1/2004 THROUGH 9/14/2004

FILE NUMBER 98936

(BOLDED AREA FOR OFFICE USE)

DAY OF WEEK	MONTH-DAY	REGULAR HOURS *	ADDITIONAL HOURS	COMMENTS/EXPLANATIONS	OVERTIME TO BE REIMBURSED
WED.	9/1/2004	8	1	Alarm at East Lake WTP	1 o/t
THURS.	9/2/2004	8			
FRI.	9/3/2004	8			
SAT.	9/4/2004	8	4	High Water Alarm at Pebble Creek WTP	4 o/t
SUN.	9/5/2004	0			
MON.	9/6/2004	Holiday	12	Hurricane Frances Coverage of E.L. WTP & LFTSt.	12 o/t
TUES.	9/7/2004	8	1	Checking Sinkhole in The E.L. Sys	1 o/t

Total hours 40 18

18 o/t

WED.	9/8/2004	8			
THURS.	9/9/2004	8			
FRI.	9/10/2004	8	25	compliance East Lake/Cypress Lakes Pebble Creek/WTP	2.5 o/t
SAT.	9/11/2004	8			
SUN.	9/12/2004	0			
MON.	9/13/2004	0			
TUES.	9/14/2004	8			

Total hours: 40 2.5

2.5 o/t

**GRAND TOTAL**  
80 20.5

20.5 o/t

(13 o/t hrs related to Hurricane Frances)

- ABSENCE CODES:**
- 1 = Jury Duty
  - 3 = Funeral/Bereavement
  - / = Vacation
  - 3 = Sick
  - W/C = Worker's Comp.
  - 1 = Personal Floating Holiday
  - = Family Medical Leave (call Northbrook before using this code)

Regular Hours also include hours for "excused absences" (i.e. vacation time sick time, jury duty, etc.) and would be noted in the comments sections

This time sheet is a true record of all regular time and overtime to be reimbursed for this pay period.

EMPLOYEE SIGNATURE David E. Shoffstall DATE 9/14/04

SUPERVISOR SIGNATURE Joe Gills DATE 9/15/04



NON-EXEMPT PAYROLL TIMESHEET

EMPLOYEE'S

NAME: DANIEL SHERWOOD

LOCATION LU51

PAY PERIOD 9/1/2004 THROUGH 9/14/2004

FILE NUMBER \_\_\_\_\_

(BOLDED AREA FOR OFFICE USE)

DAY OF WEEK	MONTH-DAY	REGULAR HOURS	ADDITIONAL HOURS	COMMENTS/EXPLANATIONS	OVERTIME TO BE REIMBURSED
WED.	9/1/2004	8			
THURS.	9/2/2004	8			
FRI.	9/3/2004	0	8	BROKEN 2" LINE CYP. LANDING	8.0 o/t
SAT.	9/4/2004	0	5 1/2	SEVERAL L/S ALARMS AND	5.5 o/t
SUN.	9/5/2004	8	2 DS	BOOSTER STATION ALARMS <sup>HURRICANE FRANCIS</sup> STOUTAS	
MON.	9/6/2004	Holiday	8	NORMAL WORK DAY	8.0 o/t
TUES.	9/7/2004	8			

Total hours

40 21.5

21.5 o/t

WED.	9/8/2004	8			
THURS.	9/9/2004	8			
FRI.	9/10/2004	0	1 hr	STAFF MEETING HURRICANE IVAN	1.0 o/t
SAT.	9/11/2004	0			
SUN.	9/12/2004	8			
MON.	9/13/2004	8			
TUES.	9/14/2004	8			

Total hours:

40 ~~41~~ 1 hr

1.0 o/t

GRAND TOTAL

80 22.5

22.5 o/t

13.5 o/t hrs related to Hurricane Frances  
1 o/t hr related to Hurricane Ivan (prep)

ABSENCE CODES:
J = Jury Duty
B = Funeral/Bereavement
V = Vacation
S = Sick
W/C = Worker's Comp.
H = Personal Floating Holiday
F = Family Medical Leave (call Northbrook before using this code)

Regular Hours also include hours for "excused absences" (i.e. vacation time sick time, jury duty, etc.) and would be noted in the comments sections

This time sheet is a true record of all regular time and overtime to be reimbursed for this pay period.

EMPLOYEE SIGNATURE Daniel Sherwood DATE 9/14/04

SUPERVISOR SIGNATURE William H. Conroy DATE 9-15-04

NON-EXEMPT PAYROLL TIMESHEET

EMPLOYEES NAME: Charles G. Schwabos

LOCATION MAYTON + Lake County

PAY PERIOD 9/1/2004 THROUGH 9/14/2004

FILE NUMBER \_\_\_\_\_

(BOLDED AREA FOR OFFICE USE)

DAY OF WEEK	MONTH-DAY	REGULAR HOURS*	ADDITIONAL HOURS	COMMENTS/EXPLANATIONS	OVERTIME TO BE REIMBURSED
WED.	9/1/2004	8			
THURS.	9/2/2004	8			
FRI.	9/3/2004	8			
SAT.	9/4/2004	8			
SUN.	9/5/2004				
MON.	9/6/2004	Holiday	6	Check FERRISBROOK WATER & WASTEWATER LIFT STATIONS HURRICANE FRANCES	6.0 o/t
TUES.	9/7/2004	8	1	Check FERRISBROOK WATER HURRICANE FRANCES	1.0 o/t
Total hours		<u>40</u>	<u>7</u>		<u>7.0 o/t</u>

WED.	9/8/2004	8	4	Crownwood with NO POWER had to man pump HURRICANE FRANCES	4.0 o/t
THURS.	9/9/2004	8			
FRI.	9/10/2004	8			
SAT.	9/11/2004	8			
SUN.	9/12/2004				
MON.	9/13/2004				
TUES.	9/14/2004	8			
Total hours:		<u>40</u>	<u>4</u>		<u>4.0 o/t</u>

<b>GRAND TOTAL</b>	<u>80</u>	<u>11</u>	All o/t hrs related to Hurricane Frances	<u>11.0 o/t</u>
--------------------	-----------	-----------	--	-----------------

<p><b>ABSENCE CODES:</b></p> <p>J = Jury Duty</p> <p>B = Funeral/Bereavement</p> <p>V = Vacation</p> <p>S = Sick</p> <p>W/C = Worker's Comp.</p> <p>H = Personal Floating Holiday</p> <p>F = Family Medical Leave (call Northbrook before using this code)</p>	<p>Regular Hours also include hours for "excused absences" (i.e. vacation time, sick time, jury duty, etc.) and would be noted in the comments sections</p> <p>This time sheet is a true record of all regular time and overtime to be reimbursed for this pay period.</p> <p>EMPLOYEE SIGNATURE <u>Charles G. Schwabos</u> DATE <u>9/14/04</u></p> <p>SUPERVISOR SIGNATURE <u>William H. Cant</u> DATE <u>9-15-04</u></p>
--	--

NON-EXEMPT PAYROLL TIMESHEET

EMPLOYEE'S NAME Kevin Schutz

LOCATION Southgate

PAY PERIOD 9/1/2004 THROUGH 9/14/2004

FILE NUMBER 98657

**(BOLDED AREA FOR OFFICE USE)**

DAY OF WEEK	MONTH-DAY	REGULAR HOURS	ADDITIONAL HOURS	COMMENTS/EXPLANATIONS	OVERTIME TO BE REIMBURSED
WED.	9/1/2004	8			
THURS.	9/2/2004	8			
FRI.	9/3/2004	8			
SAT.	9/4/2004				
SUN.	9/5/2004				
MON.	9/6/2004	Holiday	5	Serv. line break 3517 Pambrook Dr Hurricane Frances	5 o/t
TUES.	9/7/2004	8			

Total hours 40 5

5 o/t

WED.	9/8/2004	8			
THURS.	9/9/2004	8			
FRI.	9/10/2004	8			
SAT.	9/11/2004				
SUN.	9/12/2004				
MON.	9/13/2004	8			
TUES.	9/14/2004	8			


Total hours: 40

0

**GRAND TOTAL** 80 5

*(5 o/t hrs related to Hurricane Frances)*

5 o/t

- ABSENCE CODES:**
- J = Jury Duty
  - B = Funeral/Bereavement
  - V = Vacation
  - S = Sick
  - W/C = Worker's Comp.
  - H = Personal Floating Holiday
  - F = Family Medical Leave (call Northbrook before using this code)

Regular Hours also include hours for "excused absences" (i.e. vacation time sick time, jury duty, etc.) and would be noted in the comments sections

This time sheet is a true record of all regular time and overtime to be reimbursed for this pay period.  
 EMPLOYEE SIGNATURE Kevin Schutz DATE 9/14/04

SUPERVISOR SIGNATURE [Signature] DATE 9/15/04

Hurricane  
Frances

NON-EXEMPT PAYROLL TIMESHEET

EMPLOYEE NAME Dave Ryniak

LOCATION West Coast

PAY PERIOD 9/1/2004 THROUGH 9/14/2004

FILE NUMBER 73901

(BOLDED AREA FOR OFFICE USE)

DAY OF WEEK	MONTH-DAY	REGULAR HOURS*	ADDITIONAL HOURS	COMMENTS/EXPLANATIONS	OVERTIME TO BE REIMBURSED
WED.	9/1/2004	8			
THURS.	9/2/2004	8			
FRI.	9/3/2004	8			
SAT.	9/4/2004	0	7	Hurricane Frances Contract operator Cypress Lakes - unavailable.	7 o/h
SUN.	9/5/2004	0			
MON.	9/6/2004	Holiday	15	Hurricane Cypress Lakes Pebble Creek	15 o/h
TUES.	9/7/2004	8			

Total hours 40 22

22 o/h

WED.	9/8/2004	8			
THURS.	9/9/2004	8			
FRI.	9/10/2004	8			
SAT.	9/11/2004	0			
SUN.	9/12/2004	0			
MON.	9/13/2004	8			
TUES.	9/14/2004	8	2	9:00: water turn on was to be on tue	2 o/h

Total hours: 46 2

2 o/h

GRAND TOTAL 80 24

24 o/h

*(22 o/h hrs related to Hurricane Frances)*

- ABSENCE CODES:
- J = Jury Duty
  - B = Funeral/Bereavement
  - V = Vacation
  - S = Sick
  - W/C = Worker's Comp.
  - H = Personal Floating Holiday
  - F = Family Medical Leave (call Northbrook before using this code)

\* Regular Hours also include hours for "excused absences" (i.e. vacation time sick time, jury duty, etc.) and would be noted in the comments section

This time sheet is a true record of all regular time and overtime to be reimbursed for this pay period.  
EMPLOYEE SIGNATURE Dave Ryniak DATE 9-14-04

SUPERVISOR SIGNATURE Joe Crilla DATE 9/15/04

NON-EXEMPT PAYROLL TIMESHEET

EMPLOYEE'S

NAME: Robert Risner

LOCATION: Alafaya

PAY PERIOD: 9/1/2004 THROUGH 9/14/2004

FILE NUMBER: 424 FL

(BOLDED AREA FOR OFFICE USE)

DAY OF WEEK	MONTH-DAY	REGULAR HOURS*	ADDITIONAL HOURS	COMMENTS/EXPLANATIONS	OVERTIME TO BE REIMBURSED
WED.	9/1/2004	9	-		
THURS.	9/2/2004	9	-		
FRI.	9/3/2004	8	-		
SAT.	9/4/2004	-	-		
SUN.	9/5/2004	-	-		
MON.	9/6/2004	Holiday	12 1/2	Alafaya WWTTP check on <del>Hubert</del> <del>Francis</del> <del>Lincoln</del> <del>Not's</del> <del>Must</del> <del>be</del> <del>fixed</del> <del>Little</del> <del>Wetiva</del> <del>boil</del> <del>water</del> <del>notices</del> and <del>leak</del> <del>repair</del> .	12.5 O/T
TUES.	9/7/2004	6	-		

Total hours: 40 12 1/2

12.5 O/T

WED.	9/8/2004	8	1	Alafaya WWTTP showed Don Grey NFO light for repair and EFA-1 auto sampler.
THURS.	9/9/2004	8	-	
FRI.	9/10/2004	8	-	
SAT.	9/11/2004	-	-	
SUN.	9/12/2004	-	-	
MON.	9/13/2004	8	-	
TUES.	9/14/2004	8	-	

Total hours: 40 1

1 O/T

**GRAND TOTAL** 8 13 1/2

*(12.5 O/T hrs related to Hurricane Frances)*

13.5 O/T

ABSENCE CODES:
J = Jury Duty
B = Funeral/Bereavement
V = Vacation
S = Sick
W/C = Worker's Comp.
H = Personal Floating Holiday
F = Family Medical Leave (call Northbrook before using this code)

\* Regular Hours also include hours for "excused absences" (i.e. vacation time, sick time, jury duty, etc.) and would be noted in the comments sections

This time sheet is a true record of all regular time and overtime to be reimbursed for this pay period.

EMPLOYEE SIGNATURE: Robert Risner DATE: 9-14-04

SUPERVISOR SIGNATURE: [Signature] DATE: 9/10/04

**NON-EXEMPT PAYROLL TIMESHEET**

EMPLOYEE'S NAME: WILLIAM Douglas PORTER

LOCATION Cardinal WATER Service W. Co., SC

PAY PERIOD 9/1/2004 THROUGH 9/14/2004

FILE NUMBER 00670

(BOLDED AREA FOR OFFICE USE)

DAY OF WEEK	MONTH-DAY	REGULAR HOURS	ADDITIONAL HOURS	COMMENTS/EXPLANATIONS
WED.	9/1/2004	8.0	1.0	WATER RECONNECTS
THURS.	9/2/2004	8.0	1.5	HURRICANE PREPAREDNESS REFUEL GENERATORS
FRI.	9/3/2004	8.0	<del>7.0</del>	DIESEL FUEL PORTABLE TANK to George Town SC
SAT.	9/4/2004		7.0	→
SUN.	9/5/2004			
MON.	9/6/2004	Holiday		
TUES.	9/7/2004	8.0		

OVERTIME TO BE REIMBURSED

Total hours: 40.0 9.5

WED.	9/8/2004	8.0	1.0	Check additional ROUTE operator in Fla. Hurricane Frances
THURS.	9/9/2004	8.0	1.0	WATER RECONNECTS
FRI.	9/10/2004	8.0	1.5	CHECK WATER GATE WWTP operator on VACATION
SAT.	9/11/2004			
SUN.	9/12/2004			
MON.	9/13/2004	8.0	2.5	ON CALL operator; Lateral Blockage 206 Cross Fell Rd
TUES.	9/14/2004	8.0		


Total hours: 40.0 6.0

**GRAND TOTAL** 80.0 15.5

7.50 ST  
8.0 ST

- ABSENCE CODES:**
- J = Jury Duty
  - B = Funeral/Bereavement
  - V = Vacation
  - S = Sick
  - W/C = Worker's Comp.
  - H = Personal Floating Holiday
  - F = Family Medical Leave (call Northbrook before using this code)

• Regular Hours also include hours for "excused absences" (i.e. vacation time sick time, jury duty, etc.) and would be noted in the comments sections

This time sheet is a true record of all regular time and overtime to be reimbursed for this pay period.

EMPLOYEE SIGNATURE William Douglas Porter DATE 9-14-04

SUPERVISOR SIGNATURE B. Anthony Kelly DATE 9/15/04

**NON-EXEMPT PAYROLL TIMESHEET**

EMPLOYEE'S NAME: Jeff Pinder

LOCATION: wekiva Shop

PAY PERIOD: 9/1/2004 THROUGH 9/14/2004

FILE NUMBER: 707 FL

**(BOLDED AREA FOR OFFICE USE)**

DAY OF WEEK	MONTH-DAY	REGULAR HOURS •	ADDITIONAL HOURS	COMMENTS/EXPLANATIONS	OVERTIME TO BE REBURSED
WED.	9/1/2004	8			
THURS.	9/2/2004	8			
FRI.	9/3/2004	8			
SAT.	9/4/2004				
SUN.	9/5/2004		5	DAMAGE Assessment	5 o/t
MON.	9/6/2004	Holiday	18	Hurricane Frances	18 o/t
TUES.	9/7/2004	8	8.5	Hurricane	8.5 o/t

Total hours: 40 31.5

31.5 o/t

WED.	9/8/2004	8		
THURS.	9/9/2004	8		
FRI.	9/10/2004	8 V		Vacation
SAT.	9/11/2004			
SUN.	9/12/2004			
MON.	9/13/2004	8 V		Vacation
TUES.	9/14/2004	8 V		Vacation

Total hours: 40 0

0

**GRAND TOTAL**  

80	31.5
----	------

31.5 o/t

*(31.5 o/t hrs related to Hurricane Frances)*

**ABSENCE CODES:**

- J = Jury Duty
- B = Funeral/Bereavement
- V = Vacation
- S = Sick
- W/C = Worker's Comp.
- H = Personal Floating Holiday
- F = Family Medical Leave (call Northbrook before using this code)

• Regular Hours also include hours for "excused absences" (i.e. vacation time sick time, jury duty, etc.) and would be noted in the comments sections

This time sheet is a true record of all regular time and overtime to be reimbursed for this pay period.

EMPLOYEE SIGNATURE \_\_\_\_\_ DATE 9-9-04

SUPERVISOR SIGNATURE [Signature] DATE 9/15/04

NON-EXEMPT PAYROLL TIMESHEET

EMPLOYEE'S NAME: Raymond Alan Parrish

LOCATION Wekiwa

PAY PERIOD 9/1/2004 THROUGH 9/14/2004

FILE NUMBER \_\_\_\_\_

(BOLDED AREA FOR OFFICE USE)

DAY OF WEEK	MONTH-DAY	REGULAR HOURS*	ADDITIONAL HOURS	COMMENTS/EXPLANATIONS
WED.	9/1/2004	8		
THURS.	9/2/2004	8	1/2	REPLACE BATTERY TOM TRUCK.
FRI.	9/3/2004	OFF		
SAT.	9/4/2004	OFF		
SUN.	9/5/2004	8		"FRANCES"
MON.	9/6/2004	Holiday	8	worked
TUES.	9/7/2004	8		

OVERTIME TO BE REIMBURSED
.5 OT
8 OT

Total hours 40 8 1/2

8.5 OT

WED.	9/8/2004	8		
THURS.	9/9/2004	8	1/2	START WORK 0630 BLOWER OUT "NO POWER"
FRI.	9/10/2004	OFF		
SAT.	9/11/2004	OFF		
SUN.	9/12/2004	8		
MON.	9/13/2004	8		
TUES.	9/14/2004	8		

.5 OT

Total hours: 40 1/2

.5 OT

**GRAND TOTAL** 80 9

*(8.5 OT hrs related to Hurricane Frances)*

9 OT

- ABSENCE CODES:
- J = Jury Duty
  - B = Funeral/Bereavement
  - V = Vacation
  - S = Sick
  - W/C = Worker's Comp.
  - H = Personal Floating Holiday
  - F = Family Medical Leave (call Northbrook before using this code)

• Regular Hours also include hours for "excused absences" (i.e. vacation time sick time, jury duty, etc.) and would be noted in the comments sections

This time sheet is a true record of all regular time and overtime to be reimbursed for this pay period.

EMPLOYEE SIGNATURE [Signature] DATE 9-14-2004

SUPERVISOR SIGNATURE [Signature] DATE 9-15-2004



**NON-EXEMPT PAYROLL TIMESHEET**

EMPLOYEES  
NAME: Michael Overton

LOCATION ALAFUG

PAY PERIOD 9/1/2004 THROUGH 9/14/2004

FILE NUMBER 98726

**(BOLDED AREA FOR OFFICE USE)**

DAY OF WEEK	MONTH-DAY	REGULAR HOURS*	ADDITIONAL HOURS	COMMENTS/EXPLANATIONS	OVERTIME TO BE REIMBURSED
WED.	9/1/2004	8	7.5	Riverbush 1027 - L/S A9 L/S A1-3 A-9	7.5 O/T
THURS.	9/2/2004	8			
FRI.	9/3/2004	8	.75	1002 Essex, 555 Timbertidge. 829 Kingsbridge.	.75 O/T
SAT.	9/4/2004		7.75	Hurricane Frances	7.75 O/T
SUN.	9/5/2004	<del>8</del>	8	W's calls Hurricane Frances	8 O/T
MON.	9/6/2004	Holiday	15	Hurricane Frances generators	15 O/T
TUES.	9/7/2004	8	7	Hurricane Frances generators	2 O/T

Total hours 40 41

41 O/T

WED.	9/8/2004	8	-		
THURS.	9/9/2004	8	-		
FRI.	9/10/2004	8	2	AC-4 AC-5 Hurricane Frances	2 O/T
SAT.	9/11/2004	-	-		
SUN.	9/12/2004	-	-		
MON.	9/13/2004	8	-		
TUES.	9/14/2004	8	-		

Total hours: 40 2

2 O/T

**GRAND TOTAL** 80 43

43 O/T

*34.75 o/t hrs related to Hurricane Frances*

- ABSENCE CODES:**
- J = Jury Duty
  - B = Funeral/Bereavement
  - V = Vacation
  - S = Sick
  - W/C = Worker's Comp.
  - H = Personal Floating Holiday
  - F = Family Medical Leave (call Northbrook before using this code)

• Regular Hours also include hours for "excused absences" (i.e. vacation time sick time, jury duty, etc.) and would be noted in the comments sections

This time sheet is a true record of all regular time and overtime to be reimbursed for this pay period.

EMPLOYEE SIGNATURE [Signature] DATE 9-15-04

SUPERVISOR SIGNATURE [Signature] DATE 9/16/04

NON-EXEMPT PAYROLL TIMESHEET

EMPLOYEE'S NAME: James Alday

LOCATION Des Pinar

PAY PERIOD 9/15/2004 THROUGH 9/28/2004

FILE NUMBER 98840 FL

(BOLDED AREA FOR OFFICE USE)

DAY OF WEEK	MONTH-DAY	REGULAR HOURS *	ADDITIONAL HOURS	COMMENTS/EXPLANATIONS	OVERTIME TO BE REBURSED
WED.	9/15/2004	8			
THURS.	9/16/2004	8			
FRI.	9/17/2004	8			
SAT.	9/18/2004	0			
SUN.	9/19/2004	0			
MON.	9/20/2004	8			
TUES.	9/21/2004	8			

Total hours 40

0

WED.	9/22/2004	8			
THURS.	9/23/2004	8			
FRI.	9/24/2004	8			
SAT.	9/25/2004	0			
SUN.	9/26/2004	0	9	Hurricane Jeanne	9 o/t
MON.	9/27/2004	8	8	Hurricane Jeanne	8 o/t
TUES.	9/28/2004	8			

Total hours: 40 17

17 o/t

**GRAND TOTAL** 80 17

*17 o/t hrs due to hurricane Jeanne.*

17 o/t

ABSENCE CODES:
J = Jury Duty
B = Funeral/Bereavement
V = Vacation
S = Sick
W/C = Worker's Comp.
H = Personal Floating Holiday
F = Family Medical Leave (call Northbrook before using this code)

Regular Hours also include hours for "excused absences" (i.e. vacation time sick time, jury duty, etc.) and would be noted in the comments sections

This time sheet is a true record of all regular time and overtime to be reimbursed for this pay period.

EMPLOYEE SIGNATURE James Alday DATE 9/28/04

SUPERVISOR SIGNATURE [Signature] DATE 9/29/04

**NON-EXEMPT PAYROLL TIMESHEET**

EMPLOYEE'S  
NAME:

Jim Allen

LOCATION

Hutchinson Island

PAY PERIOD

9/15/2004 THROUGH 9/28/2004

FILE NUMBER

099007

**(BOLDED AREA FOR OFFICE USE)**

DAY OF WEEK	MONTH-DAY	REGULAR HOURS *	ADDITIONAL HOURS	COMMENTS/EXPLANATIONS
WED.	9/15/2004	8		
THURS.	9/16/2004	8		
FRI.	9/17/2004	8		
SAT.	9/18/2004			
SUN.	9/19/2004			
MON.	9/20/2004	8		
TUES.	9/21/2004	8		

OVERTIME TO BE REIMBURSED

Total hours

40 0

0

WED.	9/22/2004	8		
THURS.	9/23/2004	8		
FRI.	9/24/2004	8		
SAT.	9/25/2004			
SUN.	9/26/2004			
MON.	9/27/2004	8	1	Post hurricane Jeanne
TUES.	9/28/2004	8	3	Post hurricane Jeanne

1 o/t
3 o/t

Total hours:

46 4

4 o/t

**GRAND TOTAL**

80 4

4 o/t

*All o/t hrs due to Jeanne*

**ABSENCE CODES:**

- J = Jury Duty
- B = Funeral/Bereavement
- V = Vacation
- S = Sick
- W/C = Worker's Comp.
- H = Personal Floating Holiday
- F = Family Medical Leave (call Northbrook before using this code)

• Regular Hours also include hours for "excused absences" (i.e. vacation time sick time, jury duty, etc.) and would be noted in the comments sections

This time sheet is a true record of all regular time and overtime to be reimbursed for this pay period.

EMPLOYEE SIGNATURE

*[Signature]*

DATE

9/29/04

SUPERVISOR SIGNATURE

*[Signature]*

DATE

9/29/04

**NON-EXEMPT PAYROLL TIMESHEET**

EMPLOYEES

*Daniel S. Anderson*

DAY OF WEEK	MONTH-DAY	HOURS	HOURS	COMMENTS/EXPLANATIONS
WED.	9/15/2004	8.0		
THURS.	9/16/2004	8.0		
FRI.	9/17/2004	8.0		
SAT.	9/18/2004			
SUN.	9/19/2004			
MON.	9/20/2004	8.0		
TUES.	9/21/2004	8.0		

OVERTIME TO BE REIMBURSED

Total hours 40.0

0

WED.	9/22/2004	8.0		
THURS.	9/23/2004	8.0		
FRI.	9/24/2004	8.0		
SAT.	9/25/2004			
SUN.	9/26/2004			
MON.	9/27/2004	8.0	7.5	Pennbrooke WWTP (Hurr, Jeanne) + collection LS#5
TUES.	9/28/2004	8.0	3.5	Blower Install. at Pennbrooke WWTP

7.5 O/T
3.5 O/T

Total hours: 40.0 11.0

11.0 O/T

**GRAND TOTAL** 80.0 11.0

11.0 O/T

*7.5 O/T hrs  
collect + Hurr, Jeanne*

ABSENCE CODES:
J = Jury Duty
S = Sick
W/C = Worker's Comp.
H = Personal Floating Holiday
F = Family Medical Leave (call Northbrook before using this code)

Regular Hours also include hours for "excused absences" (i.e. vacation time sick time, jury duty, etc.) and would be noted in the comments sections

reimbursed for this pay period.  
 EMPLOYEE SIGNATURE *Daniel S. Anderson* DATE 9/28/04

SUPERVISOR SIGNATURE *William H. [Signature]* DATE 9-28-04

**NON-EXEMPT PAYROLL TIMESHEET**

EMPLOYEES NAME Scott Armstrong

LOCATION Mid-county

PAY PERIOD 9/15/2004 THROUGH 9/28/2004

FILE NUMBER 98732

**(BOLDED AREA FOR OFFICE USE)**

DAY OF WEEK	MONTH-DAY	REGULAR HOURS*	ADDITIONAL HOURS	COMMENTS/EXPLANATIONS
WED.	9/15/2004	8		
THURS.	9/16/2004	8		
FRI.	9/17/2004	8		
SAT.	9/18/2004	0	2	Dump loading meter readings Dec 2003 for immediate variance for Northbrook
SUN.	9/19/2004	0		
MON.	9/20/2004	8		
TUES.	9/21/2004	8		

OVERTIME TO BE REIMBURSED
2 o/t

Total hours 40 2

2 o/t

WED.	9/22/2004	8		
THURS.	9/23/2004	8		
FRI.	9/24/2004	8		
SAT.	9/25/2004	0		Jeanne
SUN.	9/26/2004	0	6	Helped load of snow with machine.
MON.	9/27/2004	8	6	Stayed with generator over night at 1/5 to keep it fueled up. Jeanne
TUES.	9/28/2004	8		st

6 o/t
6 o/t

Total hours: 40 12

12 o/t

**GRAND TOTAL** 80 14

14 o/t

*12 o/t hrs due to Jeanne*

- ABSENCE CODES:**
- J = Jury Duty
  - B = Funeral/Bereavement
  - V = Vacation
  - S = Sick
  - W/C = Worker's Comp.
  - H = Personal Floating Holiday
  - F = Family Medical Leave (call Northbrook before using this code)

\* Regular Hours also include hours for "excused absences" (i.e. vacation time sick time, jury duty, etc.) and would be noted in the comments sections

This time sheet is a true record of all regular time and overtime to be reimbursed for this pay period.

EMPLOYEE SIGNATURE [Signature] DATE 9/28/04

SUPERVISOR SIGNATURE [Signature] DATE 9/28/04

NON-EXEMPT PAYROLL TIMESHEET

EMPLOYEES NAME: Jeff Becker

LOCATION South Gate

PAY PERIOD 9/15/2004 THROUGH 9/28/2004

FILE NUMBER 746

(BOLDED AREA FOR OFFICE USE)

DAY OF WEEK	MONTH+DAY	REGULAR HOURS*	ADDITIONAL HOURS	COMMENTS/EXPLANATIONS	OVERTIME TO BE REIMBURSED
WED.	9/15/2004	8			
THURS.	9/16/2004	8			
FRI.	9/17/2004	8			
SAT.	9/18/2004				
SUN.	9/19/2004				
MON.	9/20/2004	8			
TUES.	9/21/2004	8			

Total hours

40

0

WED.	9/22/2004	8	2	Read Water Meters at Miles Grant	2 o/t
THURS.	9/23/2004	8	3	Same as above	3 o/t
FRI.	9/24/2004	8	3	Move pumps from Sarasota to Englewood (Hurricane Jeanne)	3 o/t
SAT.	9/25/2004		3	Repair Leak at Southfield + Westerly Ln	3 o/t
SUN.	9/26/2004		1	Broken Water Serv. at 2727 Webber St	1 o/t
MON.	9/27/2004	8			
TUES.	9/28/2004	8			

Total hours:

40 12

12 o/t

GRAND TOTAL

80 12

12 o/t

*3 o/t hrs due to Hurricane Jeanne*

ABSENCE CODES:

- J = Jury Duty
- B = Funeral/Bereavement
- V = Vacation
- S = Sick
- W/C = Worker's Comp.
- H = Personal Floating Holiday
- F = Family Medical Leave (call Northbrook before using this code)

\* Regular Hours also include hours for "excused absences" (i.e. vacation time sick time, jury duty, etc.) and would be noted in the comments sections

This time sheet is a true record of all regular time and overtime to be reimbursed for this pay period.

EMPLOYEE SIGNATURE

*Jeff Becker*

DATE 9/28/04

SUPERVISOR SIGNATURE

*Michael Duan*

DATE 9/28/04

NON-EXEMPT PAYROLL TIMESHEET

EMPLOYEE'S NAME: Kimberly Bennett

LOCATION: FLA. Altamonte Spg

PAY PERIOD: 9/15/2004 THROUGH 9/28/2004

FILE NUMBER: 000766

(BOLDED AREA FOR OFFICE USE)

DAY OF WEEK	MONTH-DAY	REGULAR HOURS *	ADDITIONAL HOURS	COMMENTS/EXPLANATIONS	OVERTIME TO BE REIMBURSED
WED.	9/15/2004	8	1.50	Dispatch	.5
THURS.	9/16/2004	8	-		
FRI.	9/17/2004	8	-		
SAT.	9/18/2004	-	-		
SUN.	9/19/2004	-	-		
MON.	9/20/2004	8	-		
TUES.	9/21/2004	8	-		

Total hours: 40 1.50 .50 hr

WED.	9/22/2004	8	1.50	Dispatch	1.5
THURS.	9/23/2004	8	4.0	Dispatch	4.0
FRI.	9/24/2004	8	2.0	Dispatch	2.0
SAT.	9/25/2004	-	11.25	Dispatch - Hurricane Jeanne	11.25
SUN.	9/26/2004	-	<del>24.0</del> 24.0	Dispatch - Hurricane Jeanne	24.0
MON.	9/27/2004	8	8.0	Dispatch - Hurricane Jeanne	8.0
TUES.	9/28/2004	8	3.50	Dispatch	3.5

Total hours: 40 182.25 54.25

GRAND TOTAL: 80 82.75 54.75

**43.05 HRS**  
**43.05 HRS**  
**54.75 hr**  
**54.75 hr**

ABSENCE CODES:

- J = Jury Duty
- B = Funeral/Bereavement
- V = Vacation
- S = Sick
- W/C = Worker's Comp.
- H = Personal Floating Holiday
- F = Family Medical Leave (call Northbrook before using this code)

Regular Hours also include hours for "excused absences" (i.e. vacation time sick time, jury duty, etc.) and would be noted in the comments sections

This time sheet is a true record of all regular time and overtime to be reimbursed for this pay period.

EMPLOYEE SIGNATURE: Kimberly Bennett DATE: \_\_\_\_\_

SUPERVISOR SIGNATURE: \_\_\_\_\_ DATE: 9/30/04

**NON-EXEMPT PAYROLL TIMESHEET**

EMPLOYEE'S NAME: Alvin M. Bishop

LOCATION: Sandy Creek / Bayside

PAY PERIOD: 9/15/2004 THROUGH 9/28/2004

FILE NUMBER: \_\_\_\_\_

(BOLDED AREA FOR OFFICE USE)

DAY OF WEEK	MONTH-DAY	REGULAR HOURS*	ADDITIONAL HOURS	COMMENTS/EXPLANATIONS	OVERTIME TO BE REIMBURSED
WED.	9/15/2004	8			
THURS.	9/16/2004	8			
FRI.	9/17/2004	8	2	2209 Hwy 2297 <sup>1 van</sup> From storm. Water Break	2.0 hr
SAT.	9/18/2004		4	Monitoring lift stations @ Bayside	4.0 hr
SUN.	9/19/2004		4	Because of power outage from storm	4.0 hr
MON.	9/20/2004	8			
TUES.	9/21/2004	8			

Total hours: 40 10

10.0 hr

WED.	9/22/2004	8			
THURS.	9/23/2004	8	4	12532 Malabar way Row sewage in yard	4.0 hr
FRI.	9/24/2004	8	5	1039 Parr. 6" Water Break	5.0 hr
SAT.	9/25/2004		4	1824 Mallard Dirt in Water <sup>flash</sup>	4.0 hr
SUN.	9/26/2004				
MON.	9/27/2004	8	3	Bayside Lift station light on	3.0 hr
TUES.	9/28/2004	8			

Total hours: 40 16

16.0 hr

**GRAND TOTAL**  

80	26
----	----

26.0 hr



**ABSENCE CODES:**

- J = Jury Duty
- B = Funeral/Bereavement
- V = Vacation
- S = Sick
- W/C = Worker's Comp.
- H = Personal Floating Holiday
- F = Family Medical Leave (call Northbrook before using this code)

\* Regular Hours also include hours for "excused absences" (i.e. vacation time sick time, jury duty, etc.) and would be noted in the comments sections

This time sheet is a true record of all regular time and overtime to be reimbursed for this pay period.

EMPLOYEE SIGNATURE: [Signature] DATE: 9/28/04

SUPERVISOR SIGNATURE: [Signature] DATE: 9/28/04



NON-EXEMPT PAYROLL TIMESHEET

EMPLOYEE'S NAME:

Christopher S Blasio

LOCATION

Clermont

PAY PERIOD

9/15/2004

THROUGH

9/28/2004

FILE NUMBER

98706 FL

(BOLDED AREA FOR OFFICE USE)

DAY OF WEEK	MONTH-DAY	REGULAR HOURS	ADDITIONAL HOURS	COMMENTS/EXPLANATIONS
WED.	9/15/2004	8.0		
THURS.	9/16/2004	8.0		
FRI.	9/17/2004	8.0		
SAT.	9/18/2004			
SUN.	9/19/2004			
MON.	9/20/2004	8.0		
TUES.	9/21/2004	8.0		

OVERTIME TO BE REIMBURSED

Total hours

40.0

0

WED.	9/22/2004	8.0		
THURS.	9/23/2004	8.0		
FRI.	9/24/2004	8.0		
SAT.	9/25/2004			
SUN.	9/26/2004			
MON.	9/27/2004	8.0		
TUES.	9/28/2004	8.0	2.0	Hurricane Feaghe ran generator at Pembroke Lift Station

2.0 O/T

Total hours:

40.0 2.0

2.0 O/T

GRAND TOTAL

80.0 2.0

2.0 O/T

*2.0 O/T is due to Hurricane Feaghe*

ABSENCE CODES:
J = Jury Duty
B = Funeral/Bereavement
V = Vacation
S = Sick
W/C = Worker's Comp.
H = Personal Floating Holiday
F = Family Medical Leave (call Northbrook before using this code)

• Regular Hours also include hours for "excused absences" (i.e. vacation time sick time, jury duty, etc.) and would be noted in the comments sections

This time sheet is a true record of all regular time and overtime to be reimbursed for this pay period.

EMPLOYEE SIGNATURE

*Chris Blasio*

DATE

9/28

SUPERVISOR SIGNATURE

*William H. Cook*

DATE 9-28-04

NON-EXEMPT PAYROLL TIMESHEET

EMPLOYEE'S NAME: Ralph Basque

LOCATION: CLERMONT

PAY PERIOD: 9/15/2004 THROUGH 9/28/2004

FILE NUMBER: 98729

(BOLDED AREA FOR OFFICE USE)

DAY OF WEEK	MONTH-DAY	REGULAR HOURS	ADDITIONAL HOURS	COMMENTS/EXPLANATIONS
WED.	9/15/2004	8		
THURS.	9/16/2004	8		
FRI.	9/17/2004	8		
SAT.	9/18/2004			
SUN.	9/19/2004			
MON.	9/20/2004	8		
TUES.	9/21/2004	8		

OVERTIME TO BE REIMBURSED

Total hours

40

8

WED.	9/22/2004	8		
THURS.	9/23/2004	8		
FRI.	9/24/2004	8		
SAT.	9/25/2004			
SUN.	9/26/2004		7	NO POWER LIFT STATION 1# 2# HT# Hurricane Jean
MON.	9/27/2004	8		
TUES.	9/28/2004	8		

7.0 OT

Total hours:

40

7.0 OT

GRAND TOTAL

80    7

*7.0 hrs due to power outage*

7.0 OT

ABSENCE CODES:
J = Jury Duty
B = Funeral/Bereavement
V = Vacation
S = Sick
W/C = Worker's Comp.
H = Personal Floating Holiday
F = Family Medical Leave (call Northbrook before using this code)

Regular Hours also include hours for "excused absences" (i.e. vacation time sick time, jury duty, etc.) and would be noted in the comments sections

This time sheet is a true record of all regular time and overtime to be reimbursed for this pay period.

EMPLOYEE SIGNATURE Ralph Basque DATE 9/28/04

SUPERVISOR SIGNATURE William H. Cantelmo DATE 9-28-04

NON-EXEMPT PAYROLL TIMESHEET

EMPLOYEE'S NAME: Channing S. Brooks

LOCATION: Golden Hills Golf & Turf

PAY PERIOD: 9/15/2004 THROUGH 9/28/2004

FILE NUMBER: \_\_\_\_\_

(BOLDED AREA FOR OFFICE USE)

DAY OF WEEK	MONTH-DAY	REGULAR HOURS *	ADDITIONAL HOURS	COMMENTS/EXPLANATIONS
WED.	9/15/2004	8		Pennbrook Meter Install Drain install
THURS.	9/16/2004	8		The Groves to Meter install
FRI.	9/17/2004	8		The Groves Install meters
SAT.	9/18/2004	-		
SUN.	9/19/2004	-		
MON.	9/20/2004	8		The Groves Meter Reads & Tap Two Read
TUES.	9/21/2004	8		The Groves/Landscape Meter Checks

OVERTIME TO BE REIMBURSED

Total hours: 40

0

WED.	9/22/2004	8		Mow/Wood Trim/Chop Blades
THURS.	9/23/2004	8		Wood Trim Prep Meter Boxes Dry Well
FRI.	9/24/2004	8		Meter Box Prep Service Order Locate
SAT.	9/25/2004			
SUN.	9/26/2004			
MON.	9/27/2004	8		Hurricane Jeanne Pennbrook LHT Station Service Calls
TUES.	9/28/2004	8		Pennbrook


Total hours: 40

0

GRAND TOTAL

80

*8 part time hours to Hurricane Jeanne*

--

ABSENCE CODES:
J = Jury Duty
B = Funeral/Bereavement
V = Vacation
S = Sick
W/C = Worker's Comp.
H = Personal Floating Holiday
F = Family Medical Leave (see Northbrook before using this code)

\* Regular Hours also include hours for "excused absences" (i.e. vacation time sick time, jury duty, etc.) and would be noted in the comments sections

This time sheet is a true record of all regular time and overtime to be reimbursed for this pay period.

EMPLOYEE SIGNATURE: Channing S. Brooks DATE: 9-28-04

SUPERVISOR SIGNATURE: William A. Conroy DATE: 9-28-04

**NON-EXEMPT PAYROLL TIMESHEET**

EMPLOYEE'S NAME: Robert Callahan

LOCATION: Clermont

PAY PERIOD: 9/15/2004 THROUGH 9/28/2004

FILE NUMBER: 99966 FL

(BOLDED AREA FOR OFFICE USE)

DAY OF WEEK	MONTH-DAY	REGULAR HOURS	ADDITIONAL HOURS	COMMENTS/EXPLANATIONS
WED.	9/15/2004	✓		Vacation
THURS.	9/16/2004	✓		"
FRI.	9/17/2004	✓		"
SAT.	9/18/2004			
SUN.	9/19/2004			
MON.	9/20/2004	8		
TUES.	9/21/2004	8		

OVERTIME TO BE REIMBURSED

Total hours: 40

0

WED.	9/22/2004	8	1 1/2	Turned water on at 16150 Harbor Oak Dr Montverde
THURS.	9/23/2004	8	6	replace pump at LIS # 2 Low level GST Alarm
FRI.	9/24/2004	8		
SAT.	9/25/2004		4	checked LIS #1 checked leak at 16147 wilkinson
SUN.	9/26/2004		7 1/2	checked for damage due to Hurricane Jeanne
MON.	9/27/2004	8		
TUES.	9/28/2004	8		

1.5 o/t
6.0 o/t
4.0 o/t
<del>7.5 o/t</del>

Total hours: 40 19

19.0 o/t

**GRAND TOTAL** 80 19

19.0 o/t

*2.5 o/t hrs due to Jeanne*

- ABSENCE CODES:**
- J = Jury Duty
  - B = Funeral/Bereavement
  - V = Vacation
  - S = Sick
  - W/C = Worker's Comp.
  - H = Personal Floating Holiday
  - F = Family Medical Leave (call Northbrook before using this code)

Regular Hours also include hours for "excused absences" (i.e. vacation time sick time, jury duty, etc.) and would be noted in the comments sections

This time sheet is a true record of all regular time and overtime to be reimbursed for this pay period.

EMPLOYEE SIGNATURE Robert Callahan DATE 9-28-04

SUPERVISOR SIGNATURE William H Coats DATE 9-28-04

NON-EXEMPT PAYROLL TIMESHEET

EMPLOYEE'S NAME: Steve Childers

LOCATION: Charlotte

PAY PERIOD: 9/15/2004 THROUGH 9/28/2004

FILE NUMBER: 314

(BOLDED AREA FOR OFFICE USE)

DAY OF WEEK	MONTH-DAY	REGULAR HOURS	ADDITIONAL HOURS	COMMENTS/EXPLANATIONS	OVERTIME TO BE REIMBURSED
WED.	9/15/2004	8			
THURS.	9/16/2004	8			
FRI.	9/17/2004	8	4	Hurricane Duty Huntwick L/S Station	
SAT.	9/18/2004	0	10	Hurricane Duty Huntwick L/S Station	
SUN.	9/19/2004	0	4	Hurricane Duty, Huntwick L/S Station	
MON.	9/20/2004	8		JUAN	8 OT
TUES.	9/21/2004	8			

Total hours

40 18

WED.	9/22/2004	8			
THURS.	9/23/2004	8			
FRI.	9/24/2004	8			
SAT.	9/25/2004	0			
SUN.	9/26/2004	0			
MON.	9/27/2004	8	1	CRIT Duty Huntwick L/S Station	
TUES.	9/28/2004	8	6	CRIT Duty Huntwick L/S Station	

Total hours:

40 7

GRAND TOTAL

80 25

25 OT

ABSENCE CODES:

- J = Jury Duty
- B = Funeral/Bereavement
- V = Vacation
- S = Sick
- W/C = Worker's Comp.
- H = Personal Floating Holiday
- F = Family Medical Leave (call Northbrook before using this code)

Regular Hours also include hours for "excused absences" (i.e. vacation time sick time, jury duty, etc.) and would be noted in the comments sections

This time sheet is a true record of all regular time and overtime to be reimbursed for this pay period.

EMPLOYEE SIGNATURE

*Steve Childers*

DATE 9/29/04

SUPERVISOR SIGNATURE

*Mark [unclear]*

DATE 9-29-04

**NON-EXEMPT PAYROLL TIMESHEET**

EMPLOYEES NAME: Kevin Cooper

LOCATION: Des Pinar Plant FL

PAY PERIOD: 9/15/2004 THROUGH 9/28/2004

FILE NUMBER: 714 FL

**(BOLDED AREA FOR OFFICE USE)**

DAY OF WEEK	MONTH-DAY	REGULAR HOURS •	ADDITIONAL HOURS	COMMENTS/EXPLANATIONS
WED.	9/15/2004	8.0		
THURS.	9/16/2004	8.0		
FRI.	9/17/2004	8.0		
SAT.	9/18/2004			
SUN.	9/19/2004			
MON.	9/20/2004	8.0		
TUES.	9/21/2004	8.0		

OVERTIME TO BE REIMBURSED

Total hours: 40.0

0

WED.	9/22/2004	8.0		
THURS.	9/23/2004	8.0		
FRI.	9/24/2004	8.0		
SAT.	9/25/2004			
SUN.	9/26/2004			
MON.	9/27/2004	8.0	7.0	Ran generators due to Hurricane Jeanne Power outage
TUES.	9/28/2004	8.0		

7.0/7

Total hours: 40.0 7.0

7.0/7

**GRAND TOTAL**  

80.0	7.0
------	-----

7.0/7

*All of this due to Hurricane Jeanne*

ABSENCE CODES:
J = Jury Duty
B = Funeral/Bereavement
V = Vacation
S = Sick
W/C = Worker's Comp.
H = Personal Floating Holiday
F = Family Medical Leave (call Northbrook before using this code)

• Regular Hours also include hours for "excused absences" (i.e. vacation time sick time, jury duty, etc.) and would be noted in the comments sections

This time sheet is a true record of all regular time and overtime to be reimbursed for this pay period.

EMPLOYEE SIGNATURE: Robert Kevin Cooper DATE: 9/28/04

SUPERVISOR SIGNATURE: [Signature] DATE: 9/29/04

FROM :

FAX NO. :

Sep. 28 2004 04:04PM P1

DATE 9-28-04 SUPERVISOR SIGNATURE Joe Calko

DATE 9-28-04 EMPLOYEE SIGNATURE [Signature]

This time sheet is a true record of all regular time and overtime to be reimbursed for this pay period.

Regular Hours also include hours for "excused absences" (i.e. vacation time, sick time, jury duty, etc.) and would be noted in the comments section.

ABSENCE CODES: J = July Day, V = Vacation, S = Sick, W/C = Worker's Comp, H = Personal Floating Holiday, F = Family Medical Leave (see Handbook before using this code)

12.9h

80

GRAND TOTAL

12.9h

40

Total hours:

Excused Absences

Table with 4 rows and 1 column containing handwritten values: 3.0h, 5.0h, 4.0h, 0.9h

Main time sheet table with columns: DAY OF WEEK, MONTH-DAY, REGULAR HOURS, ADDITIONAL HOURS, COMMENTS/EXPLANATIONS. Rows include dates from 9/22/2004 to 9/28/2004.

0

40

Total hours

Table with 7 rows and 1 column for OVERTIME TO BE REIMBURSED

Main time sheet table with columns: DAY OF WEEK, MONTH-DAY, REGULAR HOURS, ADDITIONAL HOURS, COMMENTS/EXPLANATIONS. Rows include dates from 9/15/2004 to 9/21/2004.

(BOLDED AREA FOR OFFICE USE)

EMPLOYEES NAME: Robb Crow, PAY PERIOD: 9/15/2004 THROUGH 9/28/2004, LOCATION: 609615/613 637, NUMBER: 98724

NON-EXEMPT PAYROLL TIME SHEET





**NON-EXEMPT PAYROLL TIMESHEET**

EMPLOYEE'S NAME: Jeffrey C Elder

LOCATION: Wekiva Shop 98665 FL

PAY PERIOD: 9/15/2004 THROUGH 9/28/2004

FILE NUMBER: 98665 FL

(BOLDED AREA FOR OFFICE USE)

DAY OF WEEK	MONTH-DAY	REGULAR HOURS	ADDITIONAL HOURS	COMMENTS/EXPLANATIONS
WED.	9/15/2004	8		
THURS.	9/16/2004	8		
FRI.	9/17/2004	8		
SAT.	9/18/2004			
SUN.	9/19/2004			
MON.	9/20/2004	8		
TUES.	9/21/2004	8		on call

OVERTIME TO BE REIMBURSED

Total hours: 40

0

WED.	9/22/2004	8	.75	Sanlando - leak pressure on call
THURS.	9/23/2004	8	5.75	HS power outage
FRI.	9/24/2004	8	4.50	HS power outage
SAT.	9/25/2004			
SUN.	9/26/2004		8	Hurricane Jeanne power outage
MON.	9/27/2004	8	8	↓ " " "
TUES.	9/28/2004	8	1	" " "

.75 O/T
5.75 O/T
4.5 O/T
8 O/T
8 O/T
1 O/T

Total hours: 40 28

28 O/T

**GRAND TOTAL**  
80 28

28 O/T

*17 O/T HS due to Hurricane Jeanne*

ABSENCE CODES:
J = Jury Duty
B = Funeral/Bereavement
V = Vacation
S = Sick
W/C = Worker's Comp.
H = Personal Floating Holiday
F = Family Medical Leave (call Northbrook before using this code)

• Regular Hours also include hours for "excused absences" (i.e. vacation time sick time, jury duty, etc.) and would be noted in the comments sections

This time sheet is a true record of all regular time and overtime to be reimbursed for this pay period.

EMPLOYEE SIGNATURE: Jeffrey C Elder DATE: 9/29/04

SUPERVISOR SIGNATURE: [Signature] DATE: 9-29-04



NON-EXEMPT PAYROLL TIMESHEET

EMPLOYEES NAME Domenic Gentilucci

LOCATION Wedgefield

PAY PERIOD 9/15/2004 THROUGH 9/28/2004

FILE NUMBER 524

(BOLDED AREA FOR OFFICE USE)

DAY OF WEEK	MONTH-DAY	REGULAR HOURS	ADDITIONAL HOURS	COMMENTS/EXPLANATIONS	OVERTIME TO BE REIMBURSED
WED.	9/15/2004	8			
THURS.	9/16/2004	8			
FRI.	9/17/2004	8			
SAT.	9/18/2004				
SUN.	9/19/2004				
MON.	9/20/2004	8	1	Compliance Wedgefield	1.0 hr
TUES.	9/21/2004	8			

Total hours 40 1

1.0 hr

WED.	9/22/2004	8	1.5	Wedgefield Water Plant (Odyssey)	1.5 hr
THURS.	9/23/2004	8			
FRI.	9/24/2004	8			
SAT.	9/25/2004		5	Des Pinar <sup>Compliance</sup> Knollwood Longwood	5.0 hr
SUN.	9/26/2004		4	Altamonte Waterplants (Hurricane <sup>Jeanne</sup> )	<del>4.0 hr</del>
MON.	9/27/2004	8	3.5	4 <sup>th</sup> # 9 & 10 No Power (Hurricane <sup>Jeanne</sup> )	3.5 hr
TUES.	9/28/2004	8	2	4 <sup>th</sup> # 9 & 10 No Power (Hurricane <sup>Jeanne</sup> )	<del>2.0 hr</del>

Total hours: 40 16

16.0 hr

**GRAND TOTAL** 80 17

17.0 hr

~~9.5 hr hrs due to Jeanne~~

ABSENCE CODES:
J = Jury Duty
B = Funeral/Bereavement
V = Vacation
S = Sick
W/C = Worker's Comp.
H = Personal Floating Holiday
F = Family Medical Leave (call Northbrook before using this code)

• Regular Hours also include hours for "excused absences" (i.e. vacation time sick time, jury duty, etc.) and would be noted in the comments sections

This time sheet is a true record of all regular time and overtime to be reimbursed for this pay period.

EMPLOYEE SIGNATURE Domenic Gentilucci DATE 9-29-04

SUPERVISOR SIGNATURE [Signature] DATE 9/30/04

NON-EXEMPT PAYROLL TIMESHEET

EMPLOYEES NAME Patrick Godwin

LOCATION Sandalhaven

PAY PERIOD 9/15/2004 THROUGH 9/28/2004

FILE NUMBER 98744-FL.

(BOLDED AREA FOR OFFICE USE)

DAY OF WEEK	MONTH-DAY	REGULAR HOURS	ADDITIONAL HOURS	COMMENTS/EXPLANATIONS
WED.	9/15/2004	8		
THURS.	9/16/2004	8		
FRI.	9/17/2004	8		
SAT.	9/18/2004	8		
SUN.	9/19/2004	-	8	Cover Sandalhaven
MON.	9/20/2004	-	8	Cover Sandalhaven
TUES.	9/21/2004	8		

OVERTIME TO BE REIMBURSED
8 o/t
8 o/t

Total hours 40 16

16 o/t

WED.	9/22/2004	8		
THURS.	9/23/2004	8		
FRI.	9/24/2004	8		
SAT.	9/25/2004	-	8	Cover Sandalhaven
SUN.	9/26/2004	-	15	8 - Cover Sandalhaven <del>2 - Cover Lake Road</del> (Hourly Rate)
MON.	9/27/2004	8		
TUES.	9/28/2004	8		

8 o/t
15 o/t

Total hours: 40

23 o/t

GRAND TOTAL 80 39

39 o/t

*Patrick Godwin*  
*Jeanne*

- ABSENCE CODES:**
- J = Jury Duty
  - F = Funeral/Bereavement
  - V = Vacation
  - S = Sick
  - WC = Worker's Comp.
  - PH = Personal Floating Holiday
  - FML = Family Medical Leave (call Northbrook store using this code)

Regular Hours also include hours for "excused absences" (i.e. vacation time sick time, jury duty, etc.) and would be noted in the comments sections

This time sheet is a true record of all regular time and overtime to be reimbursed for this pay period.

EMPLOYEE SIGNATURE Patrick Godwin DATE 9/29/04

SUPERVISOR SIGNATURE Michael Dunn DATE 9/29/04

FROM :

FAX NO. :

Sep. 27 2004 03:27PM P4

SUPERVISOR SIGNATURE *Joe Cully* DATE 9/28/04

EMPLOYEE SIGNATURE \_\_\_\_\_ DATE 9-28-04  
reimbursed for this pay period

This time sheet is a true record of all regular time and overtime to be

Regular hours also include hours for "excused absences" (i.e. vacation time, sick time, jury duty, etc.) and would be noted in the comment section

- ABSENCE CODES
- J = Jury Duty
  - B = Funeral/Bereavement
  - V = Vacation
  - S = Sick
  - W/C = Worker's Comp.
  - H = Personal Working Holiday
  - F = Family Medical Leave (not workweek before using the code)

GRAND TOTAL 11 hrs

Total hours 11 hrs

11 hr

11 hr

*off hrs done today*

DAY OF WEEK	MONTH-DAY	REGULAR HOURS*	ADDITIONAL HOURS	COMMENTS/EXPLANATIONS
WED	9/22/2004	8		
THURS	9/23/2004	8		
FRI	9/24/2004	8		
SAT	9/25/2004			
SUN	9/26/2004	11		Mountain Checks Jeanne
MON	9/27/2004	8		
TUES	9/28/2004	8		

DAY OF WEEK	MONTH-DAY	REGULAR HOURS*	ADDITIONAL HOURS	COMMENTS/EXPLANATIONS
WED	9/15/2004	8		
THURS	9/16/2004	8		
FRI	9/17/2004	8		
SAT	9/18/2004			
SUN	9/19/2004			
MON	9/20/2004	8		
TUES	9/21/2004	8		

EMPLOYEES NAME *Stephen Acberg*

PAY PERIOD 9/15/2004 THROUGH 9/28/2004

LOCATION *615/619/632/629/626*

RENUMBER *680*

NON-EMPLOYEES PAYROLL TIME SHEET

OVERTIME TO BE REIMBURSED

(BOLDEN AREA FOR OFFICE USE)

DATE 9/28/04 SUPERVISOR SIGNATURE *Joe C. [Signature]*

DATE 9/28/04 EMPLOYEE SIGNATURE *[Signature]*

reimbursed for this pay period.

ABSENCE CODES

J = Jury Duty  
 B = Funeral/Bereavement  
 V = Vacation  
 S = Sick  
 W/O = Workers Comp.  
 H = Personal Floating Holiday  
 F = Family Medical Leave (call Workbook before using this code)

Regular hours also include hours for "excused absences" (i.e. vacation time, sick time, jury duty, etc.) and would be noted in the comments section.

TOTAL HOURS: 40

GRAND TOTAL: 67

13 OT

13 OT

*13 OT hours*

*excused absence*

*leave*

*13 OT*

DAY OF WEEK	MONTH-DAY	REGULAR HOURS	ADDITIONAL HOURS	COMMENTS/EXPLANATIONS
WED	9/22/2004	8		FILE
THURS	9/23/2004	8		FILE
FRI	9/24/2004	8		FILE
SAT	9/25/2004	10		app work / FILE
SUN	9/26/2004	10.5		app work / FILE Hurricane
MON	9/27/2004	1.5		app work / FILE Hurricane
TUES	9/28/2004	8		FILE

Total hours: 87

DAY OF WEEK	MONTH-DAY	REGULAR HOURS	ADDITIONAL HOURS	COMMENTS/EXPLANATIONS
WED	9/15/2004	8		FILE
THURS	9/16/2004	8		FILE
FRI	9/17/2004	8		FILE
SAT	9/18/2004	0		0
SUN	9/19/2004	0		FILE work
MON	9/20/2004	8		FILE
TUES	9/21/2004	8		FILE

(BOLDED AREA FOR OFFICE USE)

EMPLOYEES: Todd Hiscok

NAME: Todd Hiscok

PAY PERIOD: 9/15/2004 THROUGH 9/28/2004

FILE NUMBER: 098767

LOCATION: 693 West

NON-EXEMPT PAYROLL TIMESHEET

EMPLOYEE'S NAME: Jimmie Hollister

LOCATION: DES PINAR

PAY PERIOD: 9/15/2004 THROUGH 9/28/2004

FILE NUMBER: 668

(BOLDED AREA FOR OFFICE USE)

DAY OF WEEK	MONTH-DAY	REGULAR HOURS *	ADDITIONAL HOURS	COMMENTS/EXPLANATIONS
WED.	9/15/2004	8	2.5	680 water leak
THURS.	9/16/2004	8	<del>3.25</del>	
FRI.	9/17/2004	8	3.25	Call duty - 680 + 647
SAT.	9/18/2004		10.5	" " " "
SUN.	9/19/2004		5.25	Call duty - 680 + 648
MON.	9/20/2004	8	.75	Call duty - 680 + 647
TUES.	9/21/2004	8		

OVERTIME TO BE REIMBURSED
2.5 01T
3.25 01T
10.5 01T
5.25 01T
.75 01T

Total hours: 40 22.25

22.25 01T

WED.	9/22/2004	8		
THURS.	9/23/2004	8		
FRI.	9/24/2004	8		
SAT.	9/25/2004			
SUN.	9/26/2004		7.0	Power outages - Hurricane Jeanne
MON.	9/27/2004	8	8.0	" " " "
TUES.	9/28/2004	8		

<del>7.0 01T</del>
<del>8.0 01T</del>

Total hours: 40 15.0

15 01T

**GRAND TOTAL** 80 37.25

37.25 01T

*15.0 01T hrs due  
Jeanne*

- ABSENCE CODES:**
- J = Jury Duty
  - B = Funeral/Bereavement
  - V = Vacation
  - S = Sick
  - W/C = Worker's Comp.
  - H = Personal Floating Holiday
  - F = Family Medical Leave (call Northbrook before using this code)

• Regular Hours also include hours for "excused absences" (i.e. vacation time sick time, jury duty, etc.) and would be noted in the comments sections

This time sheet is a true record of all regular time and overtime to be reimbursed for this pay period.

EMPLOYEE SIGNATURE: Jimmie Hollister DATE: 9-29-04

SUPERVISOR SIGNATURE: [Signature] DATE: 9/29/04

NON-EXEMPT PAYROLL TIMESHEET

EMPLOYEE'S NAME:

Roger Wolsapple

LOCATION

Wedge Field

PAY PERIOD

9/15/2004

THROUGH

9/28/2004

FILE NUMBER

499

(BOLDED AREA FOR OFFICE USE)

DAY OF WEEK	MONTH-DAY	REGULAR HOURS •	ADDITIONAL HOURS	COMMENTS/EXPLANATIONS
WED.	9/15/2004	8		
THURS.	9/16/2004	8		
FRI.	9/17/2004	8		
SAT.	9/18/2004	8		
SUN.	9/19/2004	8		
MON.	9/20/2004			
TUES.	9/21/2004			

OVERTIME TO BE REBURSED

Total hours

40

0

WED.	9/22/2004	8		
THURS.	9/23/2004	8		
FRI.	9/24/2004	8		
SAT.	9/25/2004	8		
SUN.	9/26/2004	8		
MON.	9/27/2004		4	Hurricane Jeanne LS # 9+10 @ Wedgefield
TUES.	9/28/2004			

4 OT

Total hours:

40     4

4 OT

GRAND TOTAL

80     4

4 OT

~~4 OT hours due to Hurricane Jeanne~~

ABSENCE CODES:
J = Jury Duty
B = Funeral/Bereavement
V = Vacation
S = Sick
W/C = Worker's Comp.
H = Personal Floating Holiday
F = Family Medical Leave (call Northbrook before using this code)

• Regular Hours also include hours for "excused absences" (i.e. vacation time sick time, jury duty, etc.) and would be noted in the comments sections

This time sheet is a true record of all regular time and overtime to be reimbursed for this pay period.

EMPLOYEE SIGNATURE Roger Wolsapple DATE 9-29-04

SUPERVISOR SIGNATURE Dominic St... DATE 9-29-04



**NON-EXEMPT PAYROLL TIMESHEET**

EMPLOYEE'S NAME: LARRY W. JOHNSON  
 PAY PERIOD 9/15/2004 THROUGH 9/28/2004

LOCATION Sugar Mt.  
 FILE NUMBER 393

**(BOLDED AREA FOR OFFICE USE)**

DAY OF WEEK	MONTH-DAY	REGULAR HOURS*	ADDITIONAL HOURS	COMMENTS/EXPLANATIONS
WED.	9/15/2004	8		
THURS.	9/16/2004	8		
FRI.	9/17/2004	8		
SAT.	9/18/2004		10	ELK RIVER water leak because of <del>hydrofracturing</del> <b>WAN</b>
SUN.	9/19/2004			
MON.	9/20/2004	8	2 1/2	ELK RIVER ELK Knob dug for leak
TUES.	9/21/2004	8	9	ELK RIVER ELK Knob Leak

OVERTIME TO BE REIMBURSED

Total hours: 40 21 1/2

21.50

WED.	9/22/2004	1 1/2 (B)		
THURS.	9/23/2004	8		
FRI.	9/24/2004	8	5	Powder Horn Leak 3" water line
SAT.	9/25/2004			
SUN.	9/26/2004			
MON.	9/27/2004	8		
TUES.	9/28/2004	8		


Total hours: 39 5 1/2

4.00

**GRAND TOTAL** 79 26 1/2

25.50 OT

<p><b>ABSENCE CODES:</b></p> <p>J = Jury Duty</p> <p>B = Funeral/Bereavement</p> <p>V = Vacation</p> <p>S = Sick</p> <p>W/C = Worker's Comp.</p> <p>H = Personal Floating Holiday</p> <p>F = Family Medical Leave (call Northbrook before using this code)</p>	<p>* Regular Hours also include hours for "excused absences" (i.e. vacation time sick time, jury duty, etc.) and would be noted in the comments sections</p> <p>This time sheet is a true record of all regular time and overtime to be reimbursed for this pay period.</p> <p>EMPLOYEE SIGNATURE <u>Larry W. Johnson</u> DATE <u>9/28/04</u></p> <p>SUPERVISOR SIGNATURE <u>Ray Woody</u> DATE <u>9/28/04</u></p>
--	--

**NON-EXEMPT PAYROLL TIMESHEET**

EMPLOYEES NAME SCOTT C. LEARNED

LOCATION Alafaya, FL

PAY PERIOD 9/15/2004 THROUGH 9/28/2004

FILE NUMBER 758

(BOLDED AREA FOR OFFICE USE)

DAY OF WEEK	MONTH-DAY	REGULAR HOURS	ADDITIONAL HOURS	COMMENTS/EXPLANATIONS	OVERTIME TO BE REBURSED
WED.	9/15/2004	8.0			
THURS.	9/16/2004	8.0			
FRI.	9/17/2004	8.0			
SAT.	9/18/2004				
SUN.	9/19/2004				
MON.	9/20/2004	8.0			
TUES.	9/21/2004	8.0			

Total hours 40.0

0

WED.	9/22/2004	8.0			
THURS.	9/23/2004	8.0			
FRI.	9/24/2004	8.0			
SAT.	9/25/2004				
SUN.	9/26/2004				
MON.	9/27/2004	8.0	1.0	Hurr. Jeanne Alafaya power outage / Post Jeanne Storm	<del>1.0 O/T</del>
TUES.	9/28/2004	8.0	2.75	CALL DUTY - (BEGINS) Hurr. Jeanne	<del>2.75 O/T</del>

Total hours: 40.0 3.75

3.75 O/T

**GRAND TOTAL** 80.0 3.75

3.75 O/T

~~3.75 O/T hrs.~~  
due to Hurr. Jeanne

- ABSENCE CODES:**
- J = Jury Duty
  - B = Funeral/Bereavement
  - V = Vacation
  - S = Sick
  - W/C = Worker's Comp.
  - H = Personal Floating Holiday
  - F = Family Medical Leave (call Normbrook before using this code)

Regular Hours also include hours for "excused absences" (i.e. vacation time sick time, jury duty, etc.) and would be noted in the comments section

This time sheet is a true record of all regular time and overtime to be reimbursed for this pay period.

EMPLOYEE SIGNATURE Scott C. Learned DATE 9/28/04

SUPERVISOR SIGNATURE Donald E Taylor DATE 9-29-04

**NON-EXEMPT PAYROLL TIMESHEET**

EMPLOYEES NAME: Greg Lee

LOCATION MILES CRST

PAY PERIOD 9/15/2004 THROUGH 9/28/2004

FILE NUMBER 704

**(BOLDED AREA FOR OFFICE USE)**

DAY OF WEEK	MONTH-DAY	REGULAR HOURS •	ADDITIONAL HOURS	COMMENTS/EXPLANATIONS
WED.	9/15/2004	8		
THURS.	9/16/2004	8		
FRI.	9/17/2004	8		
SAT.	9/18/2004		6	shift coverage M.G.
SUN.	9/19/2004		6	shift coverage M.G.
MON.	9/20/2004	8		
TUES.	9/21/2004	8		

OVERTIME TO BE REIMBURSED
6 o/t
6 o/t

Total hours 40 12

12 o/t

WED.	9/22/2004	8		
THURS.	9/23/2004	8		
FRI.	9/24/2004	8		
SAT.	9/25/2004		4	W/P/STP plant check
SUN.	9/26/2004			
MON.	9/27/2004	8	1.5	HURRICANE Jeanne - stayed late
TUES.	9/28/2004	8	3.0	late check U.S. / W/P/STAFF. <i>Jeane</i>

4 o/t
<del>1.5 o/t</del>
<del>3.0 o/t</del>

Total hours: 40 8.5

8.5 o/t

**GRAND TOTAL** 80 20.5

20.5 o/t

~~W/P/STP plant check~~  
~~late check U.S. / W/P/STAFF.~~

ABSENCE CODES:
J = Jury Duty
B = Funeral/Bereavement
V = Vacation
S = Sick
W/C = Worker's Comp.
H = Personal Floating Holiday
F = Family Medical Leave (call Northbrook before using this code)

• Regular Hours also include hours for "excused absences" (i.e. vacation time sick time, jury duty, etc.) and would be noted in the comments sections

This time sheet is a true record of all regular time and overtime to be reimbursed for this pay period.

EMPLOYEE SIGNATURE Greg Lee DATE 9-29-04

SUPERVISOR SIGNATURE [Signature] DATE 9/29/04

NON-EXEMPT PAYROLL TIMESHEET

EMPLOYEE'S NAME: John Lisle

LOCATION: H.I.

PAY PERIOD: 9/15/2004 THROUGH 9/28/2004

FILE NUMBER: 99006

(BOLDED AREA FOR OFFICE USE)

DAY OF WEEK	MONTH-DAY	REGULAR HOURS	ADDITIONAL HOURS	COMMENTS/EXPLANATIONS
WED.	9/15/2004	8		
THURS.	9/16/2004	8		
FRI.	9/17/2004	8		
SAT.	9/18/2004		6	COMPLIANCE
SUN.	9/19/2004		6	COMPLIANCE
MON.	9/20/2004	8		
TUES.	9/21/2004	8		

OVERTIME TO BE REIMBURSED
6 o/t
6 o/t

Total hours: 40 12

12 o/t

WED.	9/22/2004	8		
THURS.	9/23/2004	8		
FRI.	9/24/2004	8		
SAT.	9/25/2004		3	Hurricane Jeanne
SUN.	9/26/2004		3	
MON.	9/27/2004	8	2	
TUES.	9/28/2004	8	2	

<del>3 o/t</del>
<del>3 o/t</del>
<del>2 o/t</del>
<del>2 o/t</del>

Total hours: 40 10

10 o/t

GRAND TOTAL: 80 22

22 o/t

*10 o/t hrs due to Jeanne*

ABSENCE CODES:
J = Jury Duty
B = Funeral/Bereavement
V = Vacation
S = Sick
W/C = Worker's Comp.
H = Personal Floating Holiday
F = Family Medical Leave (call Northbrook before using this code)

Regular Hours also include hours for "excused absences" (i.e. vacation time sick time, jury duty, etc.) and would be noted in the comments sections

This time sheet is a true record of all regular time and overtime to be reimbursed for this pay period.

EMPLOYEE SIGNATURE: [Signature] DATE: 09/29/04

SUPERVISOR SIGNATURE: [Signature] DATE: 9/29/04

**NON-EXEMPT PAYROLL TIMESHEET**

EMPLOYEE'S NAME: ALEXANDER LORENZO

LOCATION: WEKIVA

PAY PERIOD: 9/15/2004 THROUGH 9/28/2004

FILE NUMBER: \_\_\_\_\_

(BOLDED AREA FOR OFFICE USE)

DAY OF WEEK	MONTH-DAY	REGULAR HOURS *	ADDITIONAL HOURS	COMMENTS/EXPLANATIONS
WED.	9/15/2004	10.0		
THURS.	9/16/2004	10.0		
FRI.	9/17/2004	10.0		
SAT.	9/18/2004	10.0		
SUN.	9/19/2004			
MON.	9/20/2004			
TUES.	9/21/2004			

OVERTIME TO BE REIMBURSED

Total hours: 40.0

0

WED.	9/22/2004	10.0		
THURS.	9/23/2004	10.0	2.0	HELP BUCK / ET & DOUG OUT
FRI.	9/24/2004	10.0	2.0	HELP BUCK / ET & DOUG OUT
SAT.	9/25/2004	10.0		
SUN.	9/26/2004		4.0	<del>CHECK PAINT</del> <sup>Have Joanne</sup> AFTER STORM
MON.	9/27/2004			
TUES.	9/28/2004			

2 O/T
2 O/T
<del>4 O/T</del>

Total hours: 40.0 | 8.0

8 O/T

**GRAND TOTAL** 80.0 | 8.0

8 O/T

*Handwritten notes:*  
~~MISSING~~  
~~Joanne~~

ABSENCE CODES:
J = Jury Duty
B = Funeral/Bereavement
V = Vacation
S = Sick
W/C = Worker's Comp.
H = Personal Floating Holiday
F = Family Medical Leave (call Northbrook before using this code)

\* Regular Hours also include hours for "excused absences" (i.e. vacation time sick time, jury duty, etc.) and would be noted in the comments sections

This time sheet is a true record of all regular time and overtime to be reimbursed for this pay period.

EMPLOYEE SIGNATURE: Alexander Lorenzo DATE: 9/29/04

SUPERVISOR SIGNATURE: J E Keys DATE: 9-29-04

**NON-EXEMPT PAYROLL TIMESHEET**

EMPLOYEE'S NAME: Roy J. Mericle

LOCATION Wedgefield/Alabama

PAY PERIOD 9/15/2004 THROUGH 9/28/2004

FILE NUMBER 099012

(BOLDED AREA FOR OFFICE USE)

DAY OF WEEK	MONTH-DAY	REGULAR HOURS	ADDITIONAL HOURS	COMMENTS/EXPLANATIONS	OVERTIME TO BE REIMBURSED
WED.	9/15/2004	8.0			
THURS.	9/16/2004	8.0			
FRI.	9/17/2004	8.0			
SAT.	9/18/2004	8.0			
SUN.	9/19/2004				
MON.	9/20/2004				
TUES.	9/21/2004	8.0			

Total hours 40.0

0

WED.	9/22/2004	8.0			
THURS.	9/23/2004	8.0	3.0	Wedgefield WTP Cl <sub>2</sub>	3 o/t
FRI.	9/24/2004	8.0			
SAT.	9/25/2004	8.0			
SUN.	9/26/2004		3.0	Joanne Generator delivery	<del>3.0 o/t</del>
MON.	9/27/2004		7.0	Joanne Generators/Fueling	<del>3.0 o/t</del>
TUES.	9/28/2004	8.0			

Total hours: 40.0 13.0

13 o/t

**GRAND TOTAL** 80.0 13.0

13 o/t

*13.0 o/t hrs due to Joanne*

- ABSENCE CODES:**
- J = Jury Duty
  - B = Funeral/Bereavement
  - V = Vacation
  - S = Sick
  - W/C = Worker's Comp.
  - H = Personal Floating Holiday
  - F = Family Medical Leave (call Northbrook before using this code)

• Regular Hours also include hours for "excused absences" (i.e. vacation time sick time, jury duty, etc.) and would be noted in the comments sections

This time sheet is a true record of all regular time and overtime to be reimbursed for this pay period.

EMPLOYEE SIGNATURE Roy J. Mericle DATE 9-29-04

SUPERVISOR SIGNATURE [Signature] DATE 9-29-04

NON-EMPTY PAYROLL TIMESHEET

EMPLOYEE'S NAME: Michael P. Mount

LOCATION: Sandalhaven / Eagle Ridge

PAY PERIOD: 9/15/2004 THROUGH 9/28/2004

FILE NUMBER: 098877

(BOLDED AREA FOR OFFICE USE)

DAY OF WEEK	MONTH-DAY	REGULAR HOURS*	ADDITIONAL HOURS	COMMENTS/EXPLANATIONS	OVERTIME TO BE REIMBURSED
WED.	9/15/2004	8			
THURS.	9/16/2004	8			
FRI.	9/17/2004	8			
SAT.	9/18/2004				
SUN.	9/19/2004				
MON.	9/20/2004	8			
TUES.	9/21/2004	8			

Total hours: 40

9

WED.	9/22/2004	8		
THURS.	9/23/2004	8		
FRI.	9/24/2004	8		
SAT.	9/25/2004		11	<del>humane</del> Jean
SUN.	9/26/2004			
MON.	9/27/2004	8		
TUES.	9/28/2004	8		

11 O/T

Total hours: 40

11 O/T

**GRAND TOTAL**  

<u>80</u>	<u>11</u>
-----------	-----------

*11 off hrs due to Jean*

11 O/T

- ABSENCE CODES:**
- J = Jury Duty
  - B = Funeral/Bereavement
  - V = Vacation
  - S = Sick
  - W/C = Worker's Comp.
  - H = Personal Floating Holiday
  - F = Family Medical Leave (call Northbrook before using this code)

Regular Hours also include hours for "excused absences" (i.e. vacation time sick time, jury duty, etc.) and would be noted in the comments sections

This time sheet is a true record of all regular time and overtime to be reimbursed for this pay period.

EMPLOYEE SIGNATURE: Michael P. Mount DATE: 9-29-04

SUPERVISOR SIGNATURE: Michael Dunn DATE: 9/29/04

NON-EXEMPT PAYROLL TIMESHEET

EMPLOYEES NAME: Michael A. Overton

LOCATION: Alafaya

PAY PERIOD 9/15/2004 THROUGH 9/28/2004

FILE NUMBER: 98726

(BOLDED AREA FOR OFFICE USE)

DAY OF WEEK	MONTH-DAY	REGULAR HOURS*	ADDITIONAL HOURS	COMMENTS/EXPLANATIONS
WED.	9/15/2004	8	-	
THURS.	9/16/2004	8	-	
FRI.	9/17/2004	8	-	
SAT.	9/18/2004	-	-	
SUN.	9/19/2004	-	4.5	LS 4 - wedgfield.
MON.	9/20/2004	8	-	
TUES.	9/21/2004	8	-	

OVERTIME TO BE REIMBURSED
4.5 O/T

Total hours: 40 4.5

4.5 O/T

WED.	9/22/2004	8	-	
THURS.	9/23/2004	8	-	
FRI.	9/24/2004	8	2	Hurricane Jeanne
SAT.	9/25/2004	-	3.5	Hurricane Jeanne manhole overflow
SUN.	9/26/2004	-	6	Hurricane Jeanne power outages
MON.	9/27/2004	8	4	Hurricane Jeanne
TUES.	9/28/2004	8	-	

2 O/T
3.5 O/T
6 O/T
4 O/T

Total hours: 40 15.5

15.5 O/T

GRAND TOTAL: 80 20

~~15.5 O/T hrs due to Hurricane Jeanne~~

20 O/T

- ABSENCE CODES:
- 1 = Jury Duty
  - 3 = Funeral/Bereavement
  - 7 = Vacation
  - 8 = Sick
  - V/C = Worker's Comp.
  - f = Personal Floating Holiday
  - F = Family Medical Leave (call Northbrook before using this code)

\* Regular Hours also include hours for "excused absences" (i.e. vacation time sick time, jury duty, etc.) and would be noted in the comments sections

This time sheet is a true record of all regular time and overtime to be reimbursed for this pay period.

EMPLOYEE SIGNATURE: [Signature] DATE: 9-29-04

SUPERVISOR SIGNATURE: Donald E Taylor DATE: 9-29-04



**NON-EXEMPT PAYROLL TIMESHEET**

EMPLOYEE'S

NAME: Steve Pfouts

LOCATION Pennbrooke/Lake Groves

PAY PERIOD 9/15/2004 THROUGH 9/28/2004

FILE NUMBER 98940 FL

(BOLDED AREA FOR OFFICE USE)

DAY OF WEEK	MONTH-DAY	REGULAR HOURS*	ADDITIONAL HOURS	COMMENTS/EXPLANATIONS	OVERTIME TO BE REIMBURSED
WED.	9/15/2004	8			
THURS.	9/16/2004	8			
FRI.	9/17/2004	8			
SAT.	9/18/2004	8			
SUN.	9/19/2004				
MON.	9/20/2004		4	Call out Pennbrooke L.S. #2	4.0 OT
TUES.	9/21/2004	8			

Total hours

40 4

4.0 OT

WED.	9/22/2004	8			
THURS.	9/23/2004	8			
FRI.	9/24/2004	8			
SAT.	9/25/2004	8			
SUN.	9/26/2004				
MON.	9/27/2004		8	Called out for help with Hurricane (JEROME)	8.0 OT
TUES.	9/28/2004	8			

Total hours:

40 8<sup>SP</sup>

8.0 OT

**GRAND TOTAL**

80 SP #12

12.0 OT

*8.0 OT due to Jerome*

<p><b>ABSENCE CODES:</b></p> <p>J = Jury Duty</p> <p>B = Funeral/Bereavement</p> <p>V = Vacation</p> <p>S = Sick</p> <p>W/C = Worker's Comp.</p> <p>H = Personal Floating Holiday</p> <p>F = Family Medical Leave (call Northbrook before using this code)</p>	<p>• Regular Hours also include hours for "excused absences" (i.e. vacation time sick time, jury duty, etc.) and would be noted in the comments sections</p> <p>This time sheet is a true record of all regular time and overtime to be reimbursed for this pay period.</p> <p>EMPLOYEE SIGNATURE <u>Steve Pfouts</u> DATE <u>9-28-04</u></p> <p>SUPERVISOR SIGNATURE <u>Willie H. [Signature]</u> DATE <u>9-28-04</u></p>
--	--

NON-EXEMPT PAYROLL TIMESHEET

EMPLOYEE'S NAME: Shantavious S. Rainey

LOCATION West Coast

PAY PERIOD 9/15/2004 THROUGH 9/28/2004

FILE NUMBER \_\_\_\_\_

(BOLDED AREA FOR OFFICE USE)

DAY OF WEEK	MONTH-DAY	REGULAR HOURS	ADDITIONAL HOURS	COMMENTS/EXPLANATIONS
WED.	9/15/2004	8		
THURS.	9/16/2004	8		
FRI.	9/17/2004	8		
SAT.	9/18/2004	0		
SUN.	9/19/2004	0		
MON.	9/20/2004	8		
TUES.	9/21/2004	8		

OVERTIME TO BE REIMBURSED

Total hours 40

0

WED.	9/22/2004	8		
THURS.	9/23/2004	8		
FRI.	9/24/2004	8		
SAT.	9/25/2004	0		
SUN.	9/26/2004	0	12	Lift Station Duty Hurricane Jeann Pebble Creek
MON.	9/27/2004	8		
TUES.	9/28/2004	8		

12 off

Total hours: 40 12

12 off

**GRAND TOTAL** 80 12

12 off

*12 hrs does  
not count*

- ABSENCE CODES:**
- J = Jury Duty
  - B = Funeral/Bereavement
  - V = Vacation
  - S = Sick
  - W/C = Worker's Comp.
  - H = Personal Floating Holiday
  - F = Family Medical Leave (call Northbrook before using this code)

Regular Hours also include hours for "excused absences" (i.e. vacation time sick time, jury duty, etc.) and would be noted in the comments sections

This time sheet is a true record of all regular time and overtime to be

reimbursed for this pay period.

EMPLOYEE SIGNATURE [Signature] DATE 9/28/04

SUPERVISOR SIGNATURE [Signature] DATE 9/28/04

NON-EXEMPT PAYROLL TIMESHEET

EMPLOYEE'S NAME: David Ryniak

LOCATION West Coast

PAY PERIOD 9/15/2004 THROUGH 9/28/2004

FILE NUMBER 73901

(BOLDED AREA FOR OFFICE USE)

DAY OF WEEK	MONTH-DAY	REGULAR HOURS *	ADDITIONAL HOURS	COMMENTS/EXPLANATIONS
WED.	9/15/2004	8		
THURS.	9/16/2004	8	2.5	master Lift Station EAST Lake
FRI.	9/17/2004	8		
SAT.	9/18/2004	0	10	OK walls. Summer tree - orange wood Cypress Lakes Plant operation
SUN.	9/19/2004	0	7	cypress lakes / plant operation
MON.	9/20/2004	8		
TUES.	9/21/2004	8		

OVERTIME TO BE REIMBURSED
2.5 o/t
10 o/t
7 o/t

Total hours 40 19.5

19.5 o/t

WED.	9/22/2004	8		
THURS.	9/23/2004	8		
FRI.	9/24/2004	8		
SAT.	9/25/2004	0		
SUN.	9/26/2004	0		
MON.	9/27/2004	8	5	Hurricane Jeanne <sup>Jeanne</sup> <del>Wed</del> / 2.5 Down
TUES.	9/28/2004	8	11	Hurricane Jeanne outages

<del>5 o/t</del>
<del>11 o/t</del>

Total hours: 40 16

16 o/t

**GRAND TOTAL** 80 35.5

35.5 o/t

~~16 o/t hrs due to Hurricane Jeanne~~

ABSENCE CODES:

- J = Jury Duty
- B = Funeral/Bereavement
- V = Vacation
- S = Sick
- W/C = Worker's Comp.
- H = Personal Floating Holiday
- F = Family Medical Leave (call Northbrook before using this code)

\* Regular Hours also include hours for "excused absences" (i.e. vacation time sick time, jury duty, etc.) and would be noted in the comments sections

This time sheet is a true record of all regular time and overtime to be reimbursed for this pay period.

EMPLOYEE SIGNATURE David Ryniak DATE 9-28-04

SUPERVISOR SIGNATURE Joe Antle DATE 9-28-04

**NON-EXEMPT PAYROLL TIMESHEET**

EMPLOYEE'S NAME Charles G. Schwades

LOCATION Marion County

PAY PERIOD 9/15/2004 THROUGH 9/28/2004

FILE NUMBER 98954 FL

(BOLDED AREA FOR OFFICE USE)

DAY OF WEEK	MONTH-DAY	REGULAR HOURS	ADDITIONAL HOURS	COMMENTS/EXPLANATIONS	OVERTIME TO BE REIMBURSED
WED.	9/15/2004	8			
THURS.	9/16/2004	8			
FRI.	9/17/2004	8			
SAT.	9/18/2004	8			
SUN.	9/19/2004				
MON.	9/20/2004				
TUES.	9/21/2004	8			

Total hours 40

WED.	9/22/2004	8			
THURS.	9/23/2004	8			
FRI.	9/24/2004	8			
SAT.	9/25/2004	8			
SUN.	9/26/2004				
MON.	9/27/2004		4	Murricane Jeanne Check Golden Hills & Crownwood	4.0 OT
TUES.	9/28/2004	8		Hurricane Jeanne	

Total hours: 40 4

**GRAND TOTAL** 80 4

*4.0 hrs due to  
 Jeanne*

4.0 OT

4.0 OT

- ABSENCE CODES:**
- = Jury Duty
  - = Funeral/Bereavement
  - = Vacation
  - = Sick
  - = WC = Worker's Comp.
  - = Personal Floating Holiday
  - = Family Medical Leave (call Northbrook office using this code)

Regular Hours also include hours for "excused absences" (i.e. vacation time, sick time, jury duty, etc.) and would be noted in the comments sections

This time sheet is a true record of all regular time and overtime to be reimbursed for this pay period.

EMPLOYEE SIGNATURE Charles G. Schwades DATE 9/28/04

SUPERVISOR SIGNATURE William H. Coats DATE 9-28-04

**NON-EXEMPT PAYROLL TIMESHEET**

EMPLOYEE'S NAME: David E. Shoffstall

LOCATION: Pebble Creek / East Lake

PAY PERIOD: 9/15/2004 THROUGH 9/28/2004

FILE NUMBER: \_\_\_\_\_

(BOLDED AREA FOR OFFICE USE)

DAY OF WEEK	MONTH-DAY	REGULAR HOURS *	ADDITIONAL HOURS	COMMENTS/EXPLANATIONS	OVERTIME TO BE REIMBURSED
WED.	9/15/2004	8			
THURS.	9/16/2004	8			
FRI.	9/17/2004	8			
SAT.	9/18/2004	8			
SUN.	9/19/2004	0			
MON.	9/20/2004	0			
TUES.	9/21/2004	8			
<b>Total hours</b>					<b>0</b>

WED.	9/22/2004	8			
THURS.	9/23/2004	8			
FRI.	9/24/2004	8			
SAT.	9/25/2004	8		Jeanner	
SUN.	9/26/2004		6	East Lake Hurricane Coverage	6 OLT
MON.	9/27/2004		11	East Lake Hurricane Coverage	11 OLT
TUES.	9/28/2004	8			
<b>Total hours:</b>					<b>17 OLT</b>

*17 OLT hrs  
due to Mr. Jeanner*

**GRAND TOTAL**

80	17
----	----

17 OLT

**ABSENCE CODES:**

- J = Jury Duty
- B = Funeral/Bereavement
- V = Vacation
- S = Sick
- W/C = Worker's Comp.
- H = Personal Floating Holiday
- F = Family Medical Leave (call Northbrook before using this code)

\* Regular Hours also include hours for "excused absences" (i.e. vacation time sick time, jury duty, etc.) and would be noted in the comments sections

This time sheet is a true record of all regular time and overtime to be reimbursed for this pay period.

EMPLOYEE SIGNATURE: David E. Shoffstall DATE: 9/28/04

SUPERVISOR SIGNATURE: Joe Crills DATE: 9/28/04

**NON-EXEMPT PAYROLL TIMESHEET**

EMPLOYEE'S NAME: Mickey Shue

LOCATION: Des PINAR

PAY PERIOD: 9/15/2004 THROUGH 9/28/2004

FILE NUMBER: 710 FL

**(BOLDED AREA FOR OFFICE USE)**

DAY OF WEEK	MONTH-DAY	REGULAR HOURS	ADDITIONAL HOURS	COMMENTS/EXPLANATIONS
WED.	9/15/2004	8		
THURS.	9/16/2004	8		
FRI.	9/17/2004	8		
SAT.	9/18/2004			
SUN.	9/19/2004			
MON.	9/20/2004	8		
TUES.	9/21/2004	8		

OVERTIME TO BE REIMBURSED

Total hours: 40

0

WED.	9/22/2004	8		
THURS.	9/23/2004	8		
FRI.	9/24/2004	8		
SAT.	9/25/2004		6.0	prep for Hurricane Jeanne
SUN.	9/26/2004			
MON.	9/27/2004	8	5.5	Power outages Hurr. Jeanne
TUES.	9/28/2004	8	2.5	" " " "

6.0 O/T
5.5 O/T
2.5 O/T

Total hours: 40 14.0

14.0 O/T

**GRAND TOTAL** 80 14.0

14 O/T

*6.0 O/T hours  
related to Hurr. Jeanne*

ABSENCE CODES:
J = Jury Duty
B = Funeral/Bereavement
V = Vacation
S = Sick
W/C = Worker's Comp.
H = Personal Floating Holiday
F = Family Medical Leave (call Northbrook before using this code)

• Regular Hours also include hours for "excused absences" (i.e. vacation time sick time, jury duty, etc.) and would be noted in the comments sections

This time sheet is a true record of all regular time and overtime to be reimbursed for this pay period.

EMPLOYEE SIGNATURE: Mickey Shue DATE: 9-29-04

SUPERVISOR SIGNATURE: [Signature] DATE: 9/29/04

SUPERVISOR SIGNATURE *for C. Wells* DATE 9-28-04

EMPLOYEE SIGNATURE *Tom Stafford* DATE 9-28-04

ABSENCE CODES  
 J = Jury Duty  
 B = Bereavement  
 V = Vacation  
 S = Sick  
 W/C = Worker's Comp.  
 H = Personal Working Holiday  
 F = Family Medical Leave (all nonwork before using the code)

This time sheet is a true record of all regular time and overtime to be reimbursed for this pay period.  
 Regular Hours also include hours for "excused absences" (i.e. vacation time, sick time, jury duty, etc.) and would be noted in the comments section.

12.97

12.97

80 12

40 12

GRAND TOTAL

Total hours:


DAY OF WEEK	MONTH-DAY	REGULAR HOURS	ADDITIONAL HOURS	COMMENTS/EXPLANATIONS
WED.	9/22/2004	8		
THURS.	9/23/2004	8		
FRI.	9/24/2004	8		
SAT.	9/25/2004			Hydrant leave
SUN.	9/26/2004	2		✓ 646 For Storm Damages
MON.	9/27/2004	8	10	643 L/S down
TUES.	9/28/2004	8		

Total hours


DAY OF WEEK	MONTH-DAY	REGULAR HOURS	ADDITIONAL HOURS	COMMENTS/EXPLANATIONS
WED.	9/15/2004	8		
THURS.	9/16/2004	8		
FRI.	9/17/2004	8		
SAT.	9/18/2004			
SUN.	9/19/2004			
MON.	9/20/2004	8		
TUES.	9/21/2004	8		

(BOLD AREA FOR OFFICE USE)

EMPLOYEE NUMBER 78650

LOCATION 643-644-646

PAY PERIOD 9/15/2004 THROUGH 9/28/2004

EMPLOYEE NAME Tom Stafford

NON-EXEMPT PAYROLL TIMESHEET

EMPLOYEE'S NAME: COREY SCORL

LOCATION: ALAFAYA

PAY PERIOD: 9/15/2004 THROUGH 9/28/2004

FILE NUMBER: 652

(BOLDED AREA FOR OFFICE USE)

DAY OF WEEK	MONTH-DAY	REGULAR HOURS*	ADDITIONAL HOURS	COMMENTS/EXPLANATIONS	OVERTIME TO BE REIMBURSED
WED.	9/15/2004	8			
THURS.	9/16/2004	8	1.5	WORK ON PLANT WATER LINE	1.5 O/T
FRI.	9/17/2004	/			
SAT.	9/18/2004	/			
SUN.	9/19/2004	8			
MON.	9/20/2004	8			
TUES.	9/21/2004	8			

Total hours

40 1.5

1.5 O/T

WED.	9/22/2004	8			
THURS.	9/23/2004	8			
FRI.	9/24/2004	/			
SAT.	9/25/2004	/			
SUN.	9/26/2004	8		HURRICANE JEANNE	
MON.	9/27/2004	8	1.5	COME IN EARLY TO ✓ STORM DANG.	<del>1.5 O/T</del>
TUES.	9/28/2004	8			

Total hours:

40 1.5

1.5 O/T

GRAND TOTAL

80 3

3 O/T

*Handwritten notes:*  
 WORKING  
 OVERTIME  
 JEANNE

ABSENCE CODES:
J = Jury Duty
B = Funeral/Bereavement
V = Vacation
S = Sick
W/C = Worker's Comp.
H = Personal Floating Holiday
F = Family Medical Leave (call Northbrook before using this code)

\* Regular Hours also include hours for "excused absences" (i.e. vacation time sick time, jury duty, etc.) and would be noted in the comments sections

This time sheet is a true record of all regular time and overtime to be reimbursed for this pay period.

EMPLOYEE SIGNATURE

*Corey Scors*

DATE

9/28/04

SUPERVISOR SIGNATURE

*Robert Kieren*

DATE

9-28-04



**NON-EXEMPT PAYROLL TIMESHEET**

EMPLOYEES  
NAME: STEPHEN SZCZEPKOWSKI

LOCATION Pebble Creek

PAY PERIOD 9/15/2004 THROUGH 9/28/2004

FILE NUMBER 360 FL.

(BOLDED AREA FOR OFFICE USE)

DAY OF WEEK	MONTH-DAY	REGULAR HOURS	ADDITIONAL HOURS	COMMENTS/EXPLANATIONS	OVERTIME TO BE REIMBURSED
WED.	9/15/2004	8			
THURS.	9/16/2004	8			
FRI.	9/17/2004	8			
SAT.	9/18/2004				
SUN.	9/19/2004				
MON.	9/20/2004	8			
TUES.	9/21/2004	8	2.5	East Lake (on call) 3703 Coral sewer	2.5 ovt

Total hours

40      2.5

2.5 ovt

WED.	9/22/2004	8			
THURS.	9/23/2004	8			
FRI.	9/24/2004	8	3.5	Cypress Lake (on call) 2346 Pratt Ln water tower	3.5 ovt
SAT.	9/25/2004				
SUN.	9/26/2004			<del>Machine Service</del>	
MON.	9/27/2004	8	3.5	East Lake (on call) / WWT - down - started generator	<del>3.5 ovt</del>
TUES.	9/28/2004	8	3.0	Cypress Lake (on call) WWT low (L) alarm	3.0 ovt

Total hours:

40      10.0

10.0 ovt

**GRAND TOTAL**

80      12.5

12.50 ovt

12.5 ovt

~~3.5 ovt hrs due to alarm~~  
~~3.5 ovt hrs~~

**ABSENCE CODES:**

- J = Jury Duty
- B = Funeral/Bereavement
- V = Vacation
- S = Sick
- W/C = Worker's Comp.
- H = Personal Floating Holiday
- F = Family Medical Leave (call Northbrook before using this code)

Regular Hours also include hours for "excused absences" (i.e. vacation time sick time, jury duty, etc.) and would be noted in the comments sections

This time sheet is a true record of all regular time and overtime to be reimbursed for this pay period.

EMPLOYEE SIGNATURE Stephen Szczepkowski DATE 9-28-04

SUPERVISOR SIGNATURE Joe Culla DATE 9-28-04

**NON EXEMPT PAYROLL TIMESHEET**

EMPLOYEES

NAME: Donald E Taylor

LOCATION Alabama Utilities

PAY PERIOD 9/15/2004 THROUGH 9/28/2004

FILE NUMBER 722 EB

**(BOLDED AREA FOR OFFICE USE)**

DAY OF WEEK	MONTH-DAY	REGULAR HOURS	ADDITIONAL HOURS	COMMENTS/EXPLANATIONS	OVERTIME TO BE REIMBURSED
WED.	9/15/2004	8			
THURS.	9/16/2004	8			
FRI.	9/17/2004	8			
SAT.	9/18/2004	1			
SUN.	9/19/2004	1			
MON.	9/20/2004	8			
TUES.	9/21/2004	8.5		Sick day	

Total hours 40

WED.	9/22/2004	8			
THURS.	9/23/2004	8			
FRI.	9/24/2004	8			
SAT.	9/25/2004	1			
SUN.	9/26/2004		5.5	Power outages - Kerr, Jeanne	5.5 OIT
MON.	9/27/2004	8			
TUES.	9/28/2004	8			

Total hours: 40 5.5

**GRAND TOTAL** 80 5.5

*All off hrs due to Kerr, Jeanne*

5.5 OIT  
**5.5 OIT**

<p><b>ABSENCE CODES:</b></p> <p>J = Jury Duty</p> <p>B = Funeral/Bereavement</p> <p>V = Vacation</p> <p>S = Sick</p> <p>W/C = Worker's Comp.</p> <p>H = Personal Floating Holiday</p> <p>F = Family Medical Leave (call Northbrook before using this code)</p>	<p>Regular Hours also include hours for "excused absences" (i.e. vacation time sick time, jury duty, etc.) and would be noted in the comments sections</p> <p>This time sheet is a true record of all regular time and overtime to be reimbursed for this pay period.</p> <p>EMPLOYEE SIGNATURE <u>Donald E Taylor</u> DATE <u>9-29-04</u></p> <p>SUPERVISOR SIGNATURE <u>[Signature]</u> DATE <u>9/29/04</u></p>
--	---

**NON-EXEMPT PAYROLL TIMESHEET**

EMPLOYEE'S NAME Nathan Van Meter

LOCATION Longwood

PAY PERIOD 9/15/2004 THROUGH 9/28/2004

FILE NUMBER FC613

**(BOLDED AREA FOR OFFICE USE)**

DAY OF WEEK	MONTH-DAY	REGULAR HOURS	ADDITIONAL HOURS	COMMENTS/EXPLANATIONS	OVERTIME TO BE REIMBURSED
WED.	9/15/2004	8			
THURS.	9/16/2004	8			
FRI.	9/17/2004	8			
SAT.	9/18/2004				
SUN.	9/19/2004				
MON.	9/20/2004	8			
TUES.	9/21/2004	8			

Total hours 40

0

WED.	9/22/2004	8			
THURS.	9/23/2004	8			
FRI.	9/24/2004	8			
SAT.	9/25/2004				
SUN.	9/26/2004		1	Plant Check from Hurricane Jeanne	<del>10/T</del>
MON.	9/27/2004	8			
TUES.	9/28/2004	8			

Total hours: 40 1

10/T

**GRAND TOTAL**  
80 1

10/T

*10/T hr. due to Hurricane Jeanne*

ABSENCE CODES:
J = Jury Duty
B = Funeral/Bereavement
V = Vacation
S = Sick
W/C = Worker's Comp.
H = Personal Floating Holiday
F = Family Medical Leave (call Northbrook before using this code)

• Regular Hours also include hours for "excused absences" (i.e. vacation time sick time, jury duty, etc.) and would be noted in the comments sections

This time sheet is a true record of all regular time and overtime to be reimbursed for this pay period.

EMPLOYEE SIGNATURE Nathan Van Meter DATE 9/29/04

SUPERVISOR SIGNATURE [Signature] DATE 9/30/04

NON-EXEMPT PAYROLL TIMESHEET

EMPLOYEE'S NAME: Dale White

LOCATION: DES PINAR

PAY PERIOD: 9/15/2004 THROUGH 9/28/2004

FILE NUMBER: # 723

(BOLDED AREA FOR OFFICE USE)

DAY OF WEEK	MONTH-DAY	REGULAR HOURS •	ADDITIONAL HOURS	COMMENTS/EXPLANATIONS
WED.	9/15/2004	8	3	Setup Camera 113
THURS.	9/16/2004	8		Pan View Lane
FRI.	9/17/2004	8		
SAT.	9/18/2004			
SUN.	9/19/2004			
MON.	9/20/2004	8		
TUES.	9/21/2004	8		

OVERTIME TO BE REIMBURSED
3 O/T

Total hours: 40 3

3 O/T

WED.	9/22/2004	8		
THURS.	9/23/2004	8		
FRI.	9/24/2004	8		
SAT.	9/25/2004		6	Setup wire
SUN.	9/26/2004		9	3-12 Setup - low wire
MON.	9/27/2004	8	13	12-7 - 4-12am Hurricane
TUES.	9/28/2004	8	5	12am-2am - Tues - Wed 4am/7am Fuel Generators

<del>6 O/T</del>
<del>9 O/T</del>
<del>13 O/T</del>
<del>5 O/T</del>

Total hours: 40 33

33 O/T

**GRAND TOTAL** 80 36

36 O/T

~~33 O/T~~ due to  
Hurr. Jeanne

ABSENCE CODES:

- J = Jury Duty
- B = Funeral/Bereavement
- V = Vacation
- S = Sick
- W/C = Worker's Comp.
- H = Personal Floating Holiday
- F = Family Medical Leave (call Northbrook before using this code)

• Regular Hours also include hours for "excused absences" (i.e. vacation time sick time, jury duty, etc.) and would be noted in the comments sections

This time sheet is a true record of all regular time and overtime to be reimbursed for this pay period.

EMPLOYEE SIGNATURE

Dale White 9/29/04

SUPERVISOR SIGNATURE

[Signature] 9/29/04

NON-EXEMPT PAYROLL TIMESHEET

EMPLOYEE'S NAME DAVID Winkler

LOCATION MID County FIA

PAY PERIOD 9/15/2004 THROUGH 9/28/2004

FILE NUMBER 686

(BOLDED AREA FOR OFFICE USE)

DAY OF WEEK	MONTH-DAY	REGULAR HOURS*	ADDITIONAL HOURS	COMMENTS/EXPLANATIONS	OVERTIME TO BE REIMBURSED
WED.	9/15/2004	8			
THURS.	9/16/2004	8			
FRI.	9/17/2004	0			
SAT.	9/18/2004	0	8	into county compliance	8 o/T
SUN.	9/19/2004	8			
MON.	9/20/2004	8			
TUES.	9/21/2004	8			

Total hours 40 8

8 o/T

WED.	9/22/2004	8			
THURS.	9/23/2004	8			
FRI.	9/24/2004	0			
SAT.	9/25/2004	0	8	MID County Compliance	8 o/T
SUN.	9/26/2004	8	13	<del>for leave</del> Jeanne	<del>13 o/T</del>
MON.	9/27/2004	8	2	MAC built back on Tue, both on 5 Overtime	2 o/T
TUES.	9/28/2004	8			

Total hours: 40 23

23 o/T

GRAND TOTAL 80 31

31 o/T

*13 o/T hrs due to Jeanne*

ABSENCE CODES
J = Jury Duty
B = Funeral/Bereavement
V = Vacation
S = Sick
WC = Worker's Comp.
H = Personal Floating Holiday
F = Family Medical Leave (call Northbrook before using this code)

\* Regular Hours also include hours for "excused absences" (i.e. vacation time sick time, jury duty, etc.) and would be noted in the comments sections

This time sheet is a true record of all regular time and overtime to be reimbursed for this pay period.

EMPLOYEE SIGNATURE David Winkler DATE 9/28/04

SUPERVISOR SIGNATURE Joe Cables DATE 9/28/04

NON-EXEMPT PAYROLL TIMESHEET

EMPLOYER'S NAME: JAMES P. Ashworth

LOCATION: TRANSYLVANIA UTILITIES INC

PAY PERIOD: 9/15/2004 THROUGH 9/28/2004

FILE NUMBER: SM1711

(BOLDED AREA FOR OFFICE USE)

DAY OF WEEK	MONTH-DAY	REGULAR HOURS	ADDITIONAL HOURS	COMMENTS/EXPLANATIONS	OVERTIME TO BE REBURSED
WED.	9/15/2004	8			
THURS.	9/16/2004	8			
FRI.	9/17/2004	8	7	905+505 POWER OUTAGE, RAN GENERATORS	
SAT.	9/18/2004				
SUN.	9/19/2004				
MON.	9/20/2004	8			
TUES.	9/21/2004	8			

Total hours: 40 7

WED.	9/22/2004	8			
THURS.	9/23/2004	8			
FRI.	9/24/2004	8			
SAT.	9/25/2004				
SUN.	9/26/2004		2 1/2	water leak Unit 25 Lot 414	
MON.	9/27/2004	8			
TUES.	9/28/2004	8			

Total hours: 40 2 1/2

**GRAND TOTAL** 80 9 1/2

9.50 OT

ABSENCE CODES:
J = Jury Duty
B = Funeral/Bereavement
V = Vacation
S = Sick
W/C = Worker's Comp.
H = Personal Floating Holiday
F = Family Medical Leave (call Northbrook before using this code)

Regular Hours also include hours for "excused absences" (i.e. vacation time sick time, jury duty, etc.) and would be noted in the comments sections

This time sheet is a true record of all regular time and overtime to be reimbursed for this pay period.

EMPLOYEE SIGNATURE James P. Ashworth DATE 9-28-04

SUPERVISOR SIGNATURE Daniel G. Maki DATE 9/28/04

**NON-EXEMPT PAYROLL TIMESHEET**

EMPLOYEE'S NAME: Chris Brooks

LOCATION: Sapphire Valley

PAY PERIOD 9/15/2004 THROUGH 9/28/2004

FILE NUMBER 98761 SM

**(BOLDED AREA FOR OFFICE USE)**

DAY OF WEEK	MONTH-DAY	REGULAR HOURS *	ADDITIONAL HOURS	COMMENTS/EXPLANATIONS
WED.	9/15/2004	8		
THURS.	9/16/2004	8		
FRI.	9/17/2004	8	5	Out from job of way to booster stations fall down. <del>Event</del> Assessed damage to water system.
SAT.	9/18/2004		14	Set up generators at wells. kept a check on oil storage tanks. Manu. break HE unit.
SUN.	9/19/2004		17	Helped install two 6 inch valves in unit. HJ. Fixed main break at unit.
MON.	9/20/2004	8		
TUES.	9/21/2004	8		

OVERTIME TO BE REBURSED

Total hours 40 36

WED.	9/22/2004	8		
THURS.	9/23/2004	8		
FRI.	9/24/2004	8		
SAT.	9/25/2004			
SUN.	9/26/2004			
MON.	9/27/2004	8		
TUES.	9/28/2004	8		


Total hours: 40 0

**GRAND TOTAL**  

<u>80</u>	<u>36</u>
-----------	-----------

36 OT

**ABSENCE CODES:**

- = Jury Duty
- = Funeral/Bereavement
- = Vacation
- = Sick
- C = Worker's Comp.
- = Personal Floating Holiday
- = Family Medical Leave (call Northbrook or using this code)

\* Regular Hours also include hours for "excused absences" (i.e. vacation time sick time, jury duty, etc.) and would be noted in the comments sections

This time sheet is a true record of all regular time and overtime to be reimbursed for this pay period.

EMPLOYEE SIGNATURE Chris Brooks DATE 9/28/04

SUPERVISOR SIGNATURE Edmund McCall DATE 9/28/04

NON-EXEMPT PAYROLL TIMESHEET

EMPLOYEES NAME: Michael L. Cagle

LOCATION: Sapphire Valley

PAY PERIOD: 9/15/2004 THROUGH 9/28/2004

FILE NUMBER: 98970 SM

(BOLDED AREA FOR OFFICE USE)

DAY OF WEEK	MONTH-DAY	REGULAR HOURS*	ADDITIONAL HOURS	COMMENTS/EXPLANATIONS
WED.	9/15/2004	8		
THURS.	9/16/2004	8		
FRI.	9/17/2004	8	5	Check on water and sewer system after EVAN turn off booster pumps, check all storage tanks
SAT.	9/18/2004	8	14	Run generators (4), fueled fuel, checked system for leaks, worked on flooded offices, checked storage tanks
SUN.	9/19/2004	8	17	Installed 2 6" valves in main at unit 1 Fixed major main break on B line unit 3, major clean-up
MON.	9/20/2004	8		
TUES.	9/21/2004	8		

OVERTIME TO BE REIMBURSED

Total hours: 40 36

WED.	9/22/2004	8		
THURS.	9/23/2004	8		
FRI.	9/24/2004	8		
SAT.	9/25/2004	0		
SUN.	9/26/2004	0		
MON.	9/27/2004	8		
TUES.	9/28/2004	8		


Total hours: 40 0

**GRAND TOTAL** 80 36

36 OT

- ABSENCE CODES:
- = Jury Duty
  - = Funeral/Bereavement
  - = Vacation
  - = Sick
  - C = Worker's Comp.
  - = Personal Floating Holiday
  - = Family Medical Leave (call Northbrook ore using this code)

\* Regular Hours also include hours for "excused absences" (i.e. vacation time sick time, jury duty, etc.) and would be noted in the comments sections

This time sheet is a true record of all regular time and overtime to be reimbursed for this pay period.

EMPLOYEE SIGNATURE: Michael L. Cagle DATE: 9-28-04

SUPERVISOR SIGNATURE: Edwin L. McCall DATE: 9/28/04



**NON-EXEMPT PAYROLL TIMESHEET**

EMPLOYEE'S NAME: Young Corn

LOCATION: TRANSYLVANIA UTILITIES

PAY PERIOD: 9/15/2004 THROUGH 9/28/2004

FILE NUMBER: 13136

(BOLDED AREA FOR OFFICE USE)

DAY OF WEEK	MONTH-DAY	REGULAR HOURS	ADDITIONAL HOURS	COMMENTS/EXPLANATIONS	OVERTIME TO BE REIMBURSED
WED.	9/15/2004	8			
THURS.	9/16/2004	8			
FRI.	9/17/2004	8	7	Running Generator's wells/lift stations Hurricane power outage #305 #905	
SAT.	9/18/2004		4	Antisone power outage. running generator: Booster pump	
SUN.	9/19/2004				
MON.	9/20/2004	8			
TUES.	9/21/2004	8			

Total hours: 40 11

WED.	9/22/2004	8			
THURS.	9/23/2004	8			
FRI.	9/24/2004	8			
SAT.	9/25/2004			#905	
SUN.	9/26/2004		2 1/2	water leak U-25 74 service	
MON.	9/27/2004	8	1	#3 lift station / replace float	
TUES.	9/28/2004	8			

Total hours: 40 3 1/2

**GRAND TOTAL** 80 14 1/2

14.50 OT.

ABSENCE CODES:
J = Jury Duty
B = Funeral/Bereavement
V = Vacation
S = Sick
W/C = Worker's Comp.
H = Personal Floating Holiday
F = Family Medical Leave (call Northbrook before using this code)

Regular Hours also include hours for "excused absences" (i.e. vacation time sick time, jury duty, etc.) and would be noted in the comments sections

This time sheet is a true record of all regular time and overtime to be reimbursed for this pay period.

EMPLOYEE SIGNATURE: Trangela M Corn DATE: 9/28/04

SUPERVISOR SIGNATURE: Daniel Gray Malt DATE: 9/28/04

**NON-EXEMPT PAYROLL TIMESHEET**

EMPLOYEE'S

NAME: Conly J Edwards

LOCATION SUGAR MTN

PAY PERIOD 9/15/2004 THROUGH 9/28/2004

FILE NUMBER 2327ISM

(BOLDED AREA FOR OFFICE USE)

DAY OF WEEK	MONTH-DAY	REGULAR HOURS *	ADDITIONAL HOURS	COMMENTS/EXPLANATIONS
WED.	9/15/2004	8	2 1/2	Installed COLVERT SUGAR MTA
THURS.	9/16/2004	8		
FRI.	9/17/2004	8		
SAT.	9/18/2004	0	11 1/2	Hurricane Response
SUN.	9/19/2004	0		
MON.	9/20/2004	8		
TUES.	9/21/2004	8		

OVERTIME TO BE REIMBURSED

Total hours

40      14

WED.	9/22/2004	8		
THURS.	9/23/2004	8		
FRI.	9/24/2004	8	3 1/2	Repaired SWEET MAIN SUGAR
SAT.	9/25/2004	0	2 1/2	Checked ON SWEET LEAK
SUN.	9/26/2004	0		
MON.	9/27/2004	8		
TUES.	9/28/2004	8		


Total hours:

40      6

**GRAND TOTAL**

80      20

20 OT

ABSENCE CODES:
J = Jury Duty
B = Funeral/Bereavement
V = Vacation
S = Sick
W/C = Worker's Comp.
H = Personal Floating Holiday
F = Family Medical Leave (call Northbrook before using this code)

• Regular Hours also include hours for "excused absences" (i.e. vacation time sick time, jury duty, etc.) and would be noted in the comments sections

This time sheet is a true record of all regular time and overtime to be reimbursed for this pay period.

EMPLOYEE SIGNATURE Conly J. Edwards DATE 9-29-04

SUPERVISOR SIGNATURE Ref Woody DATE 9/29/04

**NON-EXEMPT PAYROLL TIMESHEET**

EMPLOYEE'S NAME: Alan R. English

LOCATION (Banner Elk) Sugar Mtn.

PAY PERIOD 9/15/2004 THROUGH 9/28/2004

FILE NUMBER 570 S.M.

(BOLDED AREA FOR OFFICE USE)

DAY OF WEEK	MONTH-DAY	REGULAR HOURS •	ADDITIONAL HOURS	COMMENTS/EXPLANATIONS
WED.	9/15/2004	8		
THURS.	9/16/2004	8		
FRI.	9/17/2004	8		
SAT.	9/18/2004		10	LEAK AT ELK RIVER
SUN.	9/19/2004			
MON.	9/20/2004	8	2 1/2	REPAIRING LEAK AT ELK RIVER
TUES.	9/21/2004	8	8	REPAIRING LEAK AT ELK RIVER

OVERTIME TO BE REIMBURSED

Total hours 40 20 1/2

WED.	9/22/2004	8	1 1/2	
THURS.	9/23/2004	8		
FRI.	9/24/2004	8	5	LEAK AT POWER FROM Mtn.
SAT.	9/25/2004		2	RETURN RENTAL EQUIPMENT
SUN.	9/26/2004			
MON.	9/27/2004	8		
TUES.	9/28/2004	8		


Total hours: 40 8 1/2

**GRAND TOTAL** 80 29

29 OT

**ABSENCE CODES:**

J = Jury Duty  
 B = Funeral/Bereavement  
 V = Vacation  
 S = Sick  
 W/C = Worker's Comp.  
 H = Personal Floating Holiday  
 F = Family Medical Leave (call Northbrook before using this code)

• Regular Hours also include hours for "excused absences" (i.e. vacation time sick time, jury duty, etc.) and would be noted in the comments sections

This time sheet is a true record of all regular time and overtime to be reimbursed for this pay period.

EMPLOYEE SIGNATURE Alan R. English DATE 9-29-04

SUPERVISOR SIGNATURE Ray J. Woody DATE 9/29/04

**NON-EXEMPT PAYROLL TIMESHEET**

EMPLOYEES NAME: BART T. FARMER

LOCATION: SUGAR

PAY PERIOD: 9/15/2004 THROUGH 9/28/2004

FILE NUMBER: 98967

**(BOLDED AREA FOR OFFICE USE)**

DAY OF WEEK	MONTH-DAY	REGULAR HOURS *	ADDITIONAL HOURS	COMMENTS/EXPLANATIONS
WED.	9/15/2004	8		
THURS.	9/16/2004	8		
FRI.	9/17/2004	8	7	Flood control
SAT.	9/18/2004		10	Flood / MT MITCHELL
SUN.	9/19/2004			
MON.	9/20/2004	8	2.5	Flood / ELK RIVER
TUES.	9/21/2004	8	9	Flood damage / ELK RIVER

OVERTIME TO BE REIMBURSED

Total hours: 40 28.5

WED.	9/22/2004	8		
THURS.	9/23/2004	8		
FRI.	9/24/2004	8		
SAT.	9/25/2004			
SUN.	9/26/2004			
MON.	9/27/2004	8		
TUES.	9/28/2004	8		


Total hours: 40

**GRAND TOTAL** 80 28.5

28.50 OT

- ABSENCE CODES:**
- J = Jury Duty
  - B = Funeral/Bereavement
  - V = Vacation
  - S = Sick
  - W/C = Worker's Comp.
  - H = Personal Floating Holiday
  - F = Family Medical Leave (call Northbrook before using this code)

\* Regular Hours also include hours for "excused absences" (i.e. vacation time sick time, jury duty, etc.) and would be noted in the comments sections

This time sheet is a true record of all regular time and overtime to be reimbursed for this pay period.

EMPLOYEE SIGNATURE: Bart T. Farmer DATE: 9/29/04

SUPERVISOR SIGNATURE: Rep. Woody DATE: 9/29/04

**NON-EXEMPT PAYROLL TIMESHEET**

EMPLOYEES NAME: Joshua J Graham

LOCATION: Transylvania Utilities Inc.

PAY PERIOD: 9/15/2004 THROUGH 9/28/2004

FILE NUMBER: 98664 SM

**(BOLDED AREA FOR OFFICE USE)**

DAY OF WEEK	MONTH-DAY	REGULAR HOURS *	ADDITIONAL HOURS	COMMENTS/EXPLANATIONS	OVERTIME TO BE REIMBURSED
WED.	9/15/2004	8			
THURS.	9/16/2004	8			
FRI.	9/17/2004	8	7 1/2	Problems in Sherwood & Conover fall due to power outages from Isha (run generators). Power still out in Walnut Hollow at Conover. (Run generators)	
SAT.	9/18/2004	—	0		
SUN.	9/19/2004	—			
MON.	9/20/2004	8			
TUES.	9/21/2004	8			

Total hours: 40 13 1/2

WED.	9/22/2004	8			
THURS.	9/23/2004	8			
FRI.	9/24/2004	8			
SAT.	9/25/2004	—			
SUN.	9/26/2004	—			
MON.	9/27/2004	8 (V)			
TUES.	9/28/2004	8 (V)			

Total hours: 40 0

**GRAND TOTAL** 80 13 1/2

**13.50 OT**

ABSENCE CODES:
J = Jury Duty
B = Funeral/Bereavement
V = Vacation
S = Sick
W/C = Worker's Comp.
H = Personal Floating Holiday
F = Family Medical Leave (call Northbrook before using this code)

• Regular Hours also include hours for "excused absences" (i.e. vacation time sick time, jury duty, etc.) and would be noted in the comments sections

This time sheet is a true record of all regular time and overtime to be reimbursed for this pay period.

EMPLOYEE SIGNATURE: Joshua J Graham DATE: 9-28-04

SUPERVISOR SIGNATURE: D. G. Malt DATE: 7/28/04

**NON-EXEMPT PAYROLL TIMESHEET**

EMPLOYEE'S NAME: Edwin L. McFalls

LOCATION Sapphire Valley

PAY PERIOD 9/15/2004 THROUGH 9/28/2004

FILE NUMBER SM 56686

**(BOLDED AREA FOR OFFICE USE)**

DAY OF WEEK	MONTH-DAY	REGULAR HOURS*	ADDITIONAL HOURS	COMMENTS/EXPLANATIONS
WED.	9/15/2004	8		
THURS.	9/16/2004	8		
FRI.	9/17/2004	8	5	Checked system for damage after Hurricane Ivan worked on wells that had Elec. to get them running Clean out flooded office, clean up Hook up generators to wells, look for leaks, hauled fuel to generators Fixed 8" main break @ H.F unit 3 Lot 30 help contractor Dis 3" force main break & install 2-6" valve @ H.F
SAT.	9/18/2004	0	X#	
SUN.	9/19/2004	0	X#	
MON.	9/20/2004	8		
TUES.	9/21/2004	8		

OVERTIME TO BE REBURSED

Total hours 40 36

WED.	9/22/2004	8		
THURS.	9/23/2004	8		
FRI.	9/24/2004	8		
SAT.	9/25/2004	0		
SUN.	9/26/2004	0		
MON.	9/27/2004	8		
TUES.	9/28/2004	8		


Total hours: 40

**GRAND TOTAL** 80 36

36 OT

ABSENCE CODES:
J = Jury Duty
B = Funeral/Bereavement
V = Vacation
S = Sick
W/C = Worker's Comp.
H = Personal Floating Holiday
F = Family Medical Leave (call Northbrook before using this code)

\* Regular Hours also include hours for "excused absences" (i.e. vacation time sick time, jury duty, etc.) and would be noted in the comments sections

This time sheet is a true record of all regular time and overtime to be reimbursed for this pay period.

EMPLOYEE SIGNATURE Edwin L. McFalls DATE 9/29/04

SUPERVISOR SIGNATURE [Signature] DATE 9-29-04

**NON-EXEMPT PAYROLL TIMESHEET**

EMPLOYEE'S NAME: David Gary Medling

LOCATION: Transylvania Utilities Inc.

PAY PERIOD: 9/15/2004 THROUGH 9/28/2004

FILE NUMBER: SM 58686

(BOLDED AREA FOR OFFICE USE)

DAY OF WEEK	MONTH-DAY	REGULAR HOURS*	ADDITIONAL HOURS	COMMENTS/EXPLANATIONS
WED.	9/15/2004	8		
THURS.	9/16/2004	8		
FRI.	9/17/2004	8	7	Running generators to wells and Lift Stations 905 and 505 (power outage from Hurricane)
SAT.	9/18/2004		10	Running generators at Lift stations and HWWTP (power outage from Hurricane)
SUN.	9/19/2004	8		
MON.	9/20/2004	8		
TUES.	9/21/2004	8		

OVERTIME TO BE REIMBURSED

Total hours: 40 17

17 OT

WED.	9/22/2004	8		
THURS.	9/23/2004	8		
FRI.	9/24/2004	8		
SAT.	9/25/2004		2	work at #2 WWTP check equipment unstop sludge return pump
SUN.	9/26/2004		5	Repair 3/4 service line at Unit 25 Lot 44
MON.	9/27/2004	8	1 1/2	Replace float at #3 Lift station
TUES.	9/28/2004	5 1/2		


Total hours: 37 1/2 8 1/2

6 OT

**GRAND TOTAL** 77 1/2 25 1/2

23 OT

- ABSENCE CODES:**
- J = Jury Duty
  - B = Funeral/Bereavement
  - V = Vacation
  - S = Sick
  - W/C = Worker's Comp.
  - H = Personal Floating Holiday
  - F = Family Medical Leave (call Northbrook before using this code)

\* Regular Hours also include hours for "excused absences" (i.e. vacation time sick time, jury duty, etc.) and would be noted in the comments sections

This time sheet is a true record of all regular time and overtime to be

reimbursed for this pay period.

EMPLOYEE SIGNATURE: David Gary Medling DATE: 9/28/04

SUPERVISOR SIGNATURE: [Signature] DATE: 9-29-04

NON-EXEMPT PAYROLL TIMESHEET

EMPLOYEE'S NAME: Jody A SHUFORD

LOCATION Wolf Laurel

PAY PERIOD 9/15/2004 THROUGH 9/28/2004

FILE NUMBER 98873

(BOLDED AREA FOR OFFICE USE)

DAY OF WEEK	MONTH-DAY	REGULAR HOURS*	ADDITIONAL HOURS	COMMENTS/EXPLANATIONS
WED.	9/15/2004	8		
THURS.	9/16/2004	8		
FRI.	9/17/2004	8		
SAT.	9/18/2004	<del>8</del>	6	Electrical problems @ ILS and Well #1
SUN.	9/19/2004	<del>8</del>		
MON.	9/20/2004	8		
TUES.	9/21/2004	8		

OVERTIME TO BE REIMBURSED

Total hours 40 6

WED.	9/22/2004	8		
THURS.	9/23/2004	8		
FRI.	9/24/2004	8		
SAT.	9/25/2004	<del>8</del>		
SUN.	9/26/2004	<del>8</del>		
MON.	9/27/2004	8		
TUES.	9/28/2004	8		


Total hours: 40

GRAND TOTAL 80 6

6 OT

ABSENCE CODES:
J = Jury Duty
B = Funeral/Bereavement
V = Vacation
S = Sick
W/C = Worker's Comp.
H = Personal Floating Holiday
F = Family Medical Leave (call Northbrook before using this code)

\* Regular Hours also include hours for "excused absences" (i.e. vacation time sick time, jury duty, etc.) and would be noted in the comments sections

This time sheet is a true record of all regular time and overtime to be reimbursed for this pay period.

EMPLOYEE SIGNATURE J A Shuford DATE 9-29-04

SUPERVISOR SIGNATURE Rep Woody DATE 9/29/04





**NON-EXEMPT PAYROLL TIMESHEET**

EMPLOYEE'S NAME: Richard Darnell Young

LOCATION Sugar Mt. N.C.

PAY PERIOD 9/15/2004 THROUGH 9/28/2004

FILE NUMBER 657 SM

(BOLDED AREA FOR OFFICE USE)

DAY OF WEEK	MONTH-DAY	REGULAR HOURS •	ADDITIONAL HOURS	COMMENTS/EXPLANATIONS	OVERTIME TO BE REIMBURSED
WED.	9/15/2004	8			
THURS.	9/16/2004	8			
FRI.	9/17/2004	8			
SAT.	9/18/2004		15.5	Leak investigation	
SUN.	9/19/2004				
MON.	9/20/2004	8	2.5	Re-routed water + plumbed relief valve	
TUES.	9/21/2004	8	7.5	Elk River 8" Main	

Total hours 40 25.5

WED.	9/22/2004	8	1.5	Elk River 8" Main	
THURS.	9/23/2004	8			
FRI.	9/24/2004	8	4	Sugar Mt. 8" Sewer Main	
SAT.	9/25/2004				
SUN.	9/26/2004				
MON.	9/27/2004	8			
TUES.	9/28/2004	8			

Total hours: 40 5.5

**GRAND TOTAL** 80 31

31 OT

**ABSENCE CODES:**

J = Jury Duty  
 B = Funeral/Bereavement  
 V = Vacation  
 S = Sick  
 W/C = Worker's Comp.  
 H = Personal Floating Holiday  
 F = Family Medical Leave (call Northbrook before using this code)

• Regular Hours also include hours for "excused absences" (i.e. vacation time sick time, jury duty, etc.) and would be noted in the comments sections

This time sheet is a true record of all regular time and overtime to be reimbursed for this pay period.

EMPLOYEE SIGNATURE R. Darnell Young DATE 9/29/04

SUPERVISOR SIGNATURE Ref Woody DATE 9/29/04

**NON-EXEMPT PAYROLL TIMESHEET**

EMPLOYEE'S NAME: Ray R Woody

LOCATION Sugar Mt

PAY PERIOD 9/15/2004 THROUGH 9/28/2004

FILE NUMBER 98265

(BOLDED AREA FOR OFFICE USE)

DAY OF WEEK	MONTH-DAY	REGULAR HOURS •	ADDITIONAL HOURS	COMMENTS/EXPLANATIONS	OVERTIME TO BE REIMBURSED
WED.	9/15/2004	8			
THURS.	9/16/2004	8			
FRI.	9/17/2004	8			
SAT.	9/18/2004		13	Checked Crystal, Foundkars, Sugar, and Leach Elk River	
SUN.	9/19/2004				
MON.	9/20/2004	8	1	filled tank at Mt. Mitchell	
TUES.	9/21/2004	8	7 1/2	Leach Elk River	

Total hours: 40 21 1/2

WED.	9/22/2004	8	1 1/2	Leach Elk River	
THURS.	9/23/2004	8			
FRI.	9/24/2004	8			
SAT.	9/25/2004				
SUN.	9/26/2004				
MON.	9/27/2004	8			
TUES.	9/28/2004	8	2	Rest Blowers at Sugar Mt.	

Total hours: 40 3 1/2

**GRAND TOTAL** 80 25

**25 OT**

<p><b>ABSENCE CODES:</b></p> <p>J = Jury Duty</p> <p>B = Funeral/Bereavement</p> <p>V = Vacation</p> <p>S = Sick</p> <p>W/C = Worker's Comp.</p> <p>H = Personal Floating Holiday</p> <p>F = Family Medical Leave (call Northbrook before using this code)</p>	<p>• Regular Hours also include hours for "excused absences" (i.e. vacation time sick time, jury duty, etc.) and would be noted in the comments sections</p> <p>This time sheet is a true record of all regular time and overtime to be reimbursed for this pay period.</p> <p>EMPLOYEE SIGNATURE <u>Ray R Woody</u> DATE <u>9-29-04</u></p> <p>SUPERVISOR SIGNATURE <u>Ray R Woody</u> DATE <u>9/29/04</u></p>
--	---

# Memo

To: Martin Lashua

From: Rex Woody

Date: 9-29-04

Re: Over Time

The Sugar Mountain Area staff had a lot of overtime this pay period due to flooding from hurricanes Francis and Ivan. The overtime covers everything from main breaks to flooding. When the roads were opened I had Joe Edwards and Robby Woody come in on Saturday and check the wells for flooding and mix chemicals to protect the quality of the water.

Date: 9-29-04

Thanks

NON-EXEMPT PAYROLL TIMESHEET

EMPLOYEE'S NAME: Kimberly Bennett

LOCATION Altamonte, FL

PAY PERIOD 9/29/2004 THROUGH 10/12/2004

FILE NUMBER 00766

(BOLDED AREA FOR OFFICE USE)

DAY OF WEEK	MONTH-DAY	REGULAR HOURS •	ADDITIONAL HOURS	COMMENTS/EXPLANATIONS	OVERTIME TO BE REIMBURSED
WED.	9/29/2004	8	1.5	Dispatch 1.25 hr = 4. JEANNE RECALC	1.5 SH
THURS.	9/30/2004	8		Vacation	
FRI.	10/1/2004	8		Vacation	
SAT.	10/2/2004				
SUN.	10/3/2004				
MON.	10/4/2004	8			
TUES.	10/5/2004	8			

Total hours 40 1.5

1.5 SH

WED.	10/6/2004	8	1.50	Dispatch 1.50	1.5 SH
THURS.	10/7/2004	8	1.50	Dispatch 1.50	1.5 SH
FRI.	10/8/2004	8	1.75	Dispatch 1.25	1.75 SH
SAT.	10/9/2004		3.25	Dispatch 3.25	3.25 SH
SUN.	10/10/2004	8	4.25	Dispatch 4.25	4.25 SH
MON.	10/11/2004	Holiday 8	4.50	Dispatch 4.50 OT	4.50 SH
TUES.	10/12/2004	8	1.50	Dispatch 1.50	1.50 SH

Total hours: 40 18.25

14.75 OT  
18.25  
3.5 SH

GRAND TOTAL 8 19.75

1.25 OT hrs due to Jeanne  
14.75 OT  
5 SH

OIC 19.75

ABSENCE CODES:

- J = Jury Duty
- B = Funeral/Bereavement
- V = Vacation
- S = Sick
- W/C = Worker's Comp.
- H = Personal Floating Holiday
- F = Family Medical Leave (call Northbrook before using this code)

Regular Hours also include hours for "excused absences" (i.e. vacation time sick time, jury duty, etc.) and would be noted in the comments sections

This time sheet is a true record of all regular time and overtime to be reimbursed for this pay period.

EMPLOYEE SIGNATURE Kimberly Bennett DATE 10/2/04

SUPERVISOR SIGNATURE [Signature] DATE 10/12/04

NON-EXEMPT PAYROLL TIMESHEET

EMPLOYEES NAME: Domenic Gentilucci

LOCATION Wedgfield

PAY PERIOD 9/29/2004 THROUGH 10/12/2004

FILE NUMBER 524

(BOLDED AREA FOR OFFICE USE)

DAY OF WEEK	MONTH-DAY	REGULAR HOURS *	ADDITIONAL HOURS	COMMENTS/EXPLANATIONS
WED.	9/29/2004	8	5	Water main break <i>Hurr. Jeanne</i>
THURS.	9/30/2004	8		
FRI.	10/1/2004	8		
SAT.	10/2/2004		6	DesPinar
SUN.	10/3/2004		2	DesPinar Knollwood
MON.	10/4/2004	8		
TUES.	10/5/2004	8		

OVERTIME TO BE REIMBURSED
5 0/1
6 0/1
2 0/1

Total hours 40 13

13 0/1

WED.	10/6/2004	8		
THURS.	10/7/2004	V		Vacation
FRI.	10/8/2004	V		"
SAT.	10/9/2004			
SUN.	10/10/2004			
MON.	10/11/2004	Holiday		
TUES.	10/12/2004	8		


Total hours: 40 13

0

GRAND TOTAL 80 13

13 0/1

*5 0/1 this due to Hurr. Jeanne*

- ABSENCE CODES:
- J = Jury Duty
  - B = Funeral/Bereavement
  - V = Vacation
  - S = Sick
  - W/C = Worker's Comp.
  - H = Personal Floating Holiday
  - F = Family Medical Leave (call Northbrook before using this code)

Regular Hours also include hours for "excused absences" (i.e. vacation time sick time, jury duty, etc.) and would be noted in the comments sections

This time sheet is a true record of all regular time and overtime to be reimbursed for this pay period.

EMPLOYEE SIGNATURE Domenic Gentilucci DATE 10-12-04

SUPERVISOR SIGNATURE [Signature] DATE 10/12/04

NON-EXEMPT PAYROLL TIMESHEET

EMPLOYEE'S NAME: Jimmie Hollister

LOCATION DES PINAR

PAY PERIOD 9/29/2004 THROUGH 10/12/2004

FILE NUMBER 668

(BOLDED AREA FOR OFFICE USE)

DAY OF WEEK	MONTH-DAY	REGULAR HOURS	ADDITIONAL HOURS	COMMENTS/EXPLANATIONS
WED.	9/29/2004	8	5.0	Water main break - <sup>Hurt Jeanne</sup> 668
THURS.	9/30/2004	8	3.0	Generators - <sup>Hurt Jeanne</sup>
FRI.	10/1/2004	8		
SAT.	10/2/2004			
SUN.	10/3/2004			
MON.	10/4/2004	8		
TUES.	10/5/2004	8		

OVERTIME TO BE REBURSED
5.0 hr
3.0 hr

Total hours 40 8

8.0 hr

WED.	10/6/2004	8		
THURS.	10/7/2004	8		
FRI.	10/8/2004	8		
SAT.	10/9/2004			
SUN.	10/10/2004			
MON.	10/11/2004	Holiday		
TUES.	10/12/2004	8	2.0	(647) PINE BROOK ST. 10" DUCTILE

2.5 hr

Total hours: 40 2

2.5 hr

**GRAND TOTAL** 80 10

8.0 hr

*8.0 hr hrs due to Hurt Jeanne*  
*2.5 hr 8.0 hr*

- ABSENCE CODES:**
- J = Jury Duty
  - B = Funeral/Bereavement
  - V = Vacation
  - S = Sick
  - W/C = Worker's Comp.
  - H = Personal Floating Holiday
  - F = Family Medical Leave (call Northbrook before using this code)

Regular Hours also include hours for "excused absences" (i.e. vacation time sick time, jury duty, etc.) and would be noted in the comments sections

This time sheet is a true record of all regular time and overtime to be reimbursed for this pay period.

EMPLOYEE SIGNATURE Jimmie Hollister DATE 10-13-04

SUPERVISOR SIGNATURE [Signature] DATE 12/3/04

NC-NON-EXEMPT PAYROLL TIMESHEET

EMPLOYEES

NAME: SCOTT C. LEARNED

LOCATION: ALAFAYA, FL

PAY PERIOD: 9/29/2004 THROUGH 10/12/2004

FILE NUMBER: 758

(BOLDED AREA FOR OFFICE USE)

DAY OF WEEK	MONTH-DAY	REGULAR HOURS*	ADDITIONAL HOUR	COMMENTS/EXPLANATIONS	OVERTIME TO BE REIMBURSED
WED.	9/29/2004	8.0	4.75	Call duty Hurr. Jeanne	4.75 0/17
THURS.	9/30/2004	8.0	4.75	Call duty Hurr. Jeanne	4.75 0/17
FRI.	10/1/2004	8.0	1.75	Call duty Hurr. Jeanne	1.75 0/17
SAT.	10/2/2004		11.75	Call duty	11.75 0/17
SUN.	10/3/2004		3.75	Call duty	3.75 0/17
MON.	10/4/2004	8.0	3.0	Call duty	3 0/17
TUES.	10/5/2004	8.0	1.25	Call duty	1.75 0/17

Total hours: 40.0 31.50

31.5 0/17

WED.	10/6/2004	8.0		
THURS.	10/7/2004	8.0		
FRI.	10/8/2004	8.0		
SAT.	10/9/2004			
SUN.	10/10/2004			
MON.	10/11/2004	8.0 Holiday		
TUES.	10/12/2004	8.0		


Total hours: 40.0 0

0

**GRAND TOTAL** 80.0 31.50

31.5 0/17

*11.25 o/t hrs related to Hurr. Jeanne*

ABSENCE CODES:
J = Jury Duty
B = Funeral/Bereavement
V = Vacation
S = Sick
WC = Worker's Comp.
H = Personal Floating Holiday
F = Family Medical Leave (call Northbrook before using this code)

\* Regular Hours also include hours for "excused absences" (i.e. vacation time, sick time, jury duty, etc.) and would be noted in the comments sections

This time sheet is a true record of all regular time and overtime to be reimbursed for this pay period.

EMPLOYEE SIGNATURE: Scott C. Learned DATE: 10/13/04

SUPERVISOR SIGNATURE: Donald E Taylor DATE: 10-13-04



**NON-EXEMPT PAYROLL TIMESHEET**

EMPLOYEES

NAME: Greg Lee

LOCATION: Miles Grant

PAY PERIOD: 9/29/2004 THROUGH 10/12/2004

FILE NUMBER: 704

**(BOLDED AREA FOR OFFICE USE)**

DAY OF WEEK	MONTH-DAY	REGULAR HOURS -	ADDITIONAL HOURS	COMMENTS/EXPLANATIONS	OVERTIME TO BE REIMBURSED
WED.	9/29/2004	8	4	call out W/P <u>Hurt</u> <u>Scanned</u> early check pumps / 6.5	4 O/T
THURS.	9/30/2004	8	2	early check pumps / 6.5	2 O/T
FRI.	10/1/2004	8			
SAT.	10/2/2004		9	weekend coverage - call out M.G.	9 O/T
SUN.	10/3/2004		6	weekend coverage M.G.	6 O/T
MON.	10/4/2004	8			
TUES.	10/5/2004	8	3	014000 <u>Hullington Island</u>	3 O/T

Total hours: 40 24

24 O/T

WED.	10/6/2004	8	1.5	stayed late change #2 in	1.5 O/T
THURS.	10/7/2004	8			
FRI.	10/8/2004	8			
SAT.	10/9/2004		7	check plant, leave @ 11:00 AM	7 O/T
SUN.	10/10/2004				
MON.	10/11/2004	Holiday	8	Plant coverage. Line routes, best.	8 O/T
TUES.	10/12/2004	8			

Total hours: 40 16.5

16.5 O/T

**GRAND TOTAL** 80 40.5

40.5 O/T

*6 O/T hrs due to Hurt Scanned*

- ABSENCE CODES:**
- J = Jury Duty
  - B = Funeral/Bereavement
  - V = Vacation
  - S = Sick
  - W/C = Worker's Comp.
  - H = Personal Floating Holiday
  - F = Family Medical Leave (call Northbrook before using this code)

Regular Hours also include hours for "excused absences" (i.e. vacation time sick time, jury duty, etc.) and would be noted in the comments sections

This time sheet is a true record of all regular time and overtime to be reimbursed for this pay period.

EMPLOYEE SIGNATURE: Greg Lee DATE: 10-13-04

SUPERVISOR SIGNATURE: [Signature] DATE: 10/13/04

40.5 O/T

NON-EXEMPT PAYROLL TIMESHEET

EMPLOYEES NAME John Lusk

LOCATION Hercthusen Island

PAY PERIOD 9/29/2004 THROUGH 10/12/2004

FILE NUMBER 99006

(BOLDED AREA FOR OFFICE USE)

DAY OF WEEK	MONTH-DAY	REGULAR HOURS	ADDITIONAL HOURS	COMMENTS/EXPLANATIONS	OVERTIME TO BE REIMBURSED
WED.	9/29/2004	8	4	Check lift stations + Recharge @ Miles Grant Callouts	4 O/T
THURS.	9/30/2004	8	6	Check lift stations + Recharge @ Miles Grant Callouts	6 O/T
FRI.	10/1/2004	8			
SAT.	10/2/2004		10	Compliance #1.	10 O/T
SUN.	10/3/2004		6	Compliance #1.	6 O/T
MON.	10/4/2004	8			
TUES.	10/5/2004	8			

Total hours: 40 26

26 O/T

WED.	10/6/2004	8			
THURS.	10/7/2004	8			
FRI.	10/8/2004	8			
SAT.	10/9/2004		6	Compliance #1.	2 5/7 4 O/T
SUN.	10/10/2004		6 + 6	Compliance #1 + M.G.	12 O/T
MON.	10/11/2004	Holiday	6	Compliance #1.	6 O/T
TUES.	10/12/2004	8			

Total hours: 50 24

22 O/T

GRAND TOTAL 80 50

10 O/T hrs due to Hurr. Jeanne  
 2 SH  
 48 O/T

**ABSENCE CODES:**

- J = Jury Duty
- F = Funeral/Service
- V = Vacation
- S = Sick
- W/C = Worker's Comp.
- P = Personal Floating Holiday
- FM = Family Medical Leave (call Norbrook before using this code)

Regular Hours also include hours for "excused absences" (i.e. vacation time, sick time, jury duty, etc.) and would be noted in the comments sections

This time sheet is a true record of all regular time and overtime to be reimbursed for this pay period.

EMPLOYEE SIGNATURE John Lusk DATE 10/20/04

SUPERVISOR SIGNATURE [Signature] DATE 10/13/04

**NON-EXEMPT PAYROLL TIMESHEET**

EMPLOYERS NAME DANIEL SHERWOOD

LOCATION LUS1

PAY PERIOD 9/29/2004 THROUGH 10/12/2004

FILE NUMBER 98965 Fh

(BOLDED AREA FOR OFFICE USE)

DAY OF WEEK	MONTH-DAY	REGULAR HOURS	ADDITIONAL HOURS	COMMENTS/EXPLANATIONS	OVERTIME TO BE REIMBURSED
WED.	9/29/2004	8	3	- COLLECTING BACT. SAMPLES	3.0 O/T
THURS.	9/30/2004	8			
FRI.	10/1/2004	0			
SAT.	10/2/2004	0			
SUN.	10/3/2004	0			
MON.	10/4/2004	0			
TUES.	10/5/2004	8			
<b>Total hours</b>		<u>40</u>	<u>3</u>		<u>3.0 O/T</u>
WED.	10/6/2004	8			
THURS.	10/7/2004	8			
FRI.	10/8/2004	0			
SAT.	10/9/2004	0			
SUN.	10/10/2004	8			
MON.	10/11/2004	Holiday	8	NORMAL WORKDAY	8.0 O/T
TUES.	10/12/2004	8			
<b>Total hours:</b>		<u>40</u>	<u>8</u>		<u>8.0 O/T</u>
<b>GRAND TOTAL</b>		<u>80</u>	<u>11</u>		<u>18.0 O/T</u>

*3 O/T related to this pay period*

*11 O/T*

*11 O/T*

**ABSENCE CODES:**

- J = Jury Duty
- B = Funeral/Bereavement
- V = Vacation
- S = Sick
- W/C = Worker's Comp.
- H = Personal Floating Holiday
- F = Family Medical Leave (call Northbrook before using this code)

Regular Hours also include hours for "excused absences" (i.e. vacation time sick time, jury duty, etc.) and would be noted in the comments sections

This time sheet is a true record of all regular time and overtime to be reimbursed for this pay period.

EMPLOYEE SIGNATURE [Signature] DATE 10/12/04

SUPERVISOR SIGNATURE [Signature] DATE 10-13-04

NON-EXEMPT PAYROLL TIMESHEET

EMPLOYEE'S NAME: Ferrellyn Trovings

LOCATION Altamonte Springs, FL

PAY PERIOD 9/29/2004 THROUGH 10/12/2004

FILE NUMBER 98648 FL

(BOLDED AREA FOR OFFICE USE)

DAY OF WEEK	MONTH-DAY	REGULAR HOURS	ADDITIONAL HOURS	COMMENTS/EXPLANATIONS	OVERTIME TO BE REIMBURSED
WED.	9/29/2004	8	3.25	Dispatch	3.25 OT
THURS.	9/30/2004	8	2.50	"	2.50 OT
FRI.	10/1/2004	8	1.50	"	1.50 OT
SAT.	10/2/2004	—	6.75	"	6.75 OT
SUN.	10/3/2004	—	3.50	"	3.50 OT
MON.	10/4/2004	8	2.75	2.50 OT	2.50 OT
TUES.	10/5/2004	8	1.75	"	1.75 OT

Total hours 40 ~~22~~ 21.75 OT 21.75 OT

WED.	10/6/2004	8			
THURS.	10/7/2004	8			
FRI.	10/8/2004	8			
SAT.	10/9/2004	—			
SUN.	10/10/2004	—			
MON.	10/11/2004	Holiday			
TUES.	10/12/2004	8			

Total hours: 40

GRAND TOTAL 80 21.75 21.75 OT

*6.25 OT due 10/11/04*  
*21.75 OT*

- ABSENCE CODES:
- J = Jury Duty
  - B = Funeral/Bereavement
  - V = Vacation
  - S = Sick
  - W/C = Worker's Comp.
  - H = Personal Floating Holiday
  - F = Family Medical Leave (call Northbrook before using this code)

Regular Hours also include hours for "excused absences" (i.e. vacation time sick time, jury duty, etc.) and would be noted in the comments sections

This time sheet is a true record of all regular time and overtime to be reimbursed for this pay period.

EMPLOYEE SIGNATURE Ferrellyn Trovings DATE 10/12/04

SUPERVISOR SIGNATURE [Signature] DATE 10/13/04

**Asset # 100185**

②

014200

14200

APR 18 2000

BIO TECH, INC ENVIRONMENTAL SV  
P.O. BOX 4569

WEST COLUMBIA, SC 29171  
Phone: 803-796-8925

**INVOICE**

**DATE** 3/27/2006 **INVOICE #** 0000055111 **CUST #** 0000158

*✓ 116102*

*APR 17 2006*

**BILL TO:**  
UTILITIES, INC OF FLORIDA  
200 WEATHERSFIELD AVENUE  
ALTAMONTE SPRINGS, FL 32714

**SHIP TO:**  
UTILITIES, INC OF FLORIDA  
LAKE TARPON  
ALTAMONTE SPRINGS, FL

P.O. NUMBER		TERMS	SALES PERSON	
		NET 30		
QUAN	DESCRIPTION	PRICE EACH	AMOUNT	
1.00	3/23-3/25/2006-Sandblasted, pressure washed, and painted tank. Per Contract	12500.00	12500.00	
<i>* 035-1916-2006</i>				
<i>ID# 3746</i>				
		SUBTOTAL	\$12500.00	
		TOTAL	\$12500.00	

*M*

*2*

BIO TECH, INC ENVIRONMENTAL SV  
P.O. BOX 4569

WEST COLUMBIA, SC 29171  
Phone: 803-796-8925

*WIP*

**INVOICE**

DATE	INVOICE #	CUST #
3/27/2006	54969-653	0000183

**BILL TO:**

~~LAKE PLACID UTILITIES INC.~~  
200 WEATHERSFIELD AVENUE  
ALTAMONTE SPRINGS, FL 32714

*EASTLAKE WATER SERVICE RECEIVED*  
*APR 9 7 2006*

**SHIP TO:**

EASTLAKE WATER SERVICE  
6608 WALTON WAY  
SYSTEM #0653  
TAMPA, FL 33610

P.O. NUMBER		TERMS	SALES PERSON	
		NET 30		
QUAN	DESCRIPTION	PRICE EACH	AMOUNT	
1.00	3/20/3/22/2006-Sandblasted and painted tank. Per Contract <i>TANK #2</i>	12500.00	12500.00	
<i>06/10/15-1862 DIALS</i>				
<i>ID# 3152</i>				
SUBTOTAL			\$12500.00	
TOTAL			\$12500.00	

*Mr*

*2*



**Asset # 100186**

012489

12489

27

ENTERED  
APR 03 2006

BIO TECH, INC ENVIRONMENTAL SV  
P.O. BOX 4569

WEST COLUMBIA, SC 29171  
Phone: 803-796-8925

**INVOICE**

DATE	INVOICE #	CUST #
3/13/2006	55021-629	0000158

*Notes*

**BILL TO:**

UTILITIES, INC OF FLORIDA  
200 WEATHERSFIELD AVENUE  
ALTAMONTE SPRINGS, FL 32714

**SHIP TO:**

UTILITIES, INC OF FLORIDA  
ORANGEWOOD  
SYSTEM #629

P.O. NUMBER	TERMS	SALES PERSON
-------------	-------	--------------

	NET 30	
--	--------	--

QUAN	DESCRIPTION	PRICE EACH	AMOUNT
------	-------------	------------	--------

1.00	3/8/2006-Sandblasted and painted interior of tank. Pressure washed and painted exterior of tank. Operator was on site. Per Contract	11500.00	11500.00
------	--	----------	----------

*1 of 3 tanks completed  
(includes tank at wells 3+4)*

RECEIVED

MAR 20 2006

UTILITIES, INC.

*0600*

*290-~~8777~~-18620210*

*ID# 3748*

SUBTOTAL

\$11500.00

TOTAL

\$11500.00

*[Signature]*

*[Handwritten marks]*

015095

15095

②

APR 26 2006

BIO TECH, INC ENVIRONMENTAL SV  
P.O. BOX 4569

WEST COLUMBIA, SC 29171  
Phone: 803-796-8925

*V/1600*

**INVOICE**

DATE	INVOICE #	CUST #
4/10/2006	55185-629	0000158

**BILL TO:**

UTILITIES, INC OF FLORIDA  
200 WEATHERSFIELD AVENUE  
ALTAMONTE SPRINGS, FL 32714

**SHIP TO:**

UTILITIES, INC OF FLORIDA  
ORANGEWOOD  
SYSTEM #629

P.O. NUMBER	TERMS	SALES PERSON	
-------------	-------	--------------	--

	NET 30		
--	--------	--	--

QUAN	DESCRIPTION	PRICE EACH	AMOUNT
------	-------------	------------	--------

1.00	4/5-4/7/2006-Pressure washed, sandblasted, and painted interior and exterior of tank. Bid Job	11500.00	11500.00
------	--	----------	----------

*TANK # 1*

*0600*  
*0710-11-18-2006*

*ID # 3748*

SUBTOTAL	\$11500.00
TOTAL	\$11500.00

*[Handwritten signature]*

BIO TECH, INC ENVIRONMENTAL SV  
P.O. BOX 4569

WEST COLUMBIA, SC 29171  
Phone: 803-796-8925

**INVOICE**

**DATE** 4/10/2006 **INVOICE #** 55186-615 **CUST #** 0000158

*VI 11/10/06*

**BILL TO:**

UTILITIES, INC OF FLORIDA  
200 WEATHERSFIELD AVENUE  
ALTAMONTE SPRINGS, FL 32714

**SHIP TO:**

UTILITIES, INC OF FLORIDA  
BUENA VISTA  
SYSTEM #615  
, FL

P.O. NUMBER		TERMS	SALES PERSON	
		NET 30		
QUAN	DESCRIPTION	PRICE EACH	AMOUNT	
1.00	4/3-4/4/2006-Sandblasted, pressure washed, and painted interior and exterior of tank. Bid Job	12500.00	12500.00	
<i>WCC #1</i>				
<i>0600</i>				
<i>010-4-6-13620</i>				
<i>ID# 3750</i>				
		SUBTOTAL	\$12500.00	
		TOTAL	\$12500.00	

*[Handwritten initials]*  
*[Handwritten circled '2']*  
*[Handwritten circled '\$12500.00']*

018250

18250

2/8

ENTERED  
FEB 2 1961

BIO TECH, INC ENVIRONMENTAL SV  
P.O. BOX 4569

WEST COLUMBIA, SC 29171  
Phone: 803-796-8925

**INVOICE**

DATE	INVOICE #	CUST #
5/10/2006	55348-629	0000158

*Handwritten scribble*

**BILL TO:**

UTILITIES, INC OF FLORIDA  
200 WEATHERSFIELD AVENUE  
ALTAMONTE SPRINGS, FL 32714

**SHIP TO:**

UTILITIES, INC OF FLORIDA  
ORANGEWOOD  
SYSTEM #629

P.O. NUMBER	TERMS	SALES PERSON
	NET 30	

QUAN	DESCRIPTION	PRICE EACH	AMOUNT
------	-------------	------------	--------

1.00	5/1-5/5/2006-Sandblasted, pressure washed, and painted tank and footers. Bid Job	11500.00	11500.00
------	---	----------	----------

**RECEIVED**

MAY 25 2006

**UTILITIES, INC.**

*\* 2600*

*INV# 3748*

*LAST INVOICE*

SUBTOTAL \$11500.00  
TOTAL \$11500.00

*Handwritten initials*

*TW*



020561

20564

RECEIVED  
MAY 10 1964

ENTERED  
MAY 10 1964

MISSING

NU 18250

# 53348-629

5/10/64

5000 gal

2116100

BIO TECH, INC ENVIRONMENTAL SV  
P.O. BOX 4569

WEST COLUMBIA, SC 29171  
Phone: 803-796-8925

INVOICE

DATE	INVOICE #	CUST #
5/30/2006	0000055444	0000158

BILL TO:

UTILITIES, INC OF FLORIDA  
200 WEATHERSFIELD AVENUE  
ALTAMONTE SPRINGS, FL 32714

SHIP TO:

UTILITIES, INC OF FLORIDA  
BUENA VISTA  
SYSTEM #615  
, FL

P.O. NUMBER		TERMS	SALES PERSON	
		NET 30		
QUAN	DESCRIPTION	PRICE EACH	AMOUNT	
1.00	5/22-5/26/2006-Sandblasted, pressure washed, and painted tank. Bid Job	11500.00	11500.00	
			SUBTOTAL \$11500.00	
			TOTAL \$11500.00	

0600

1148

Handwritten initials

Handwritten initials

3

35386

35386

DEC 06 2006

NOV-08-2006 11:43 FROM:UTILITIES, INC.

1 847 498 2066

TO:4078696961

P.5/5

NOV-7-2006 06:23P FROM:BIOTEC INC

8037910622

TO:18474981137

P.13/25

**BIO TECH, INC ENVIRONMENTAL SV  
P.O. BOX 4589**

**WEST COLUMBIA, SC 29171  
Phone: 803-796-8925**

**INVOICE**

DATE	INVOICE #	CUST #
3/19/2008	54871-829	0000158

**BILL TO:**

UTILITIES, INC OF FLORIDA  
200 WEATHERSFIELD AVENUE  
ALTAMONTE SPRINGS, FL 32714

*V16900*

**SHIP TO:**

UTILITIES, INC OF FLORIDA  
ORANGEWOOD  
SYSTEM #620

P.O. NUMBER	TERMS	SALES PERSON	
	NET 30		
QUAN	DESCRIPTION	PRICE EACH	AMOUNT
1.00	3/7/2008-Sandblasted and painted interior of tank. Pressure washed and painted outside of tank. Per Contract	11500.00	11500.00
<p><i>Tank 3/4</i></p> <p><i>090-0629-1862026</i></p> <p><i>0600</i></p> <p><i>ID# 3748</i></p> <p><i>fully approved in w/o system</i></p>			
		<b>SUBTOTAL</b>	\$11500.00
		<b>TOTAL</b>	\$11500.00

NOV-08-2006 11:43 FROM:UTILITIES, INC.

1 847 498 2066

TO:4078696961

P.4/5

NOV-7-2006 06:22P FROM:BIO TECH INC

8037918622

TO:18474981137

P.12/25

**BIO TECH, INC ENVIRONMENTAL SV  
P.O. BOX 4569**

**WEST COLUMBIA, SC 29171  
Phone: 803-796-8925**

**INVOICE**

DATE	INVOICE #	CUST #
3/13/2006	64970-672	0000188

**BILL TO:**

**CYPRESS LAKES, UTILITIES, INC.  
10000 US HWY 98 N, BLDG. 1  
LAKELAND, FL 33809**

*V16900*

**SHIP TO:**

**CYPRESS LAKES, UTILITIES, INC.  
CYPRESS LAKES  
SYSTEM # 672  
LAKELAND, FL 33809**

P.O. NUMBER	TERMS	SALES PERSON	
	NET 30		
QUAN	DESCRIPTION	PRICE EACH	AMOUNT
1.00	3/10-3/11/2006-Sandblasted and painted interior of tank. Pressure washed and painted exterior of tank. Per Contract	12500.00	12500.00
<p><i>TANK #1</i></p> <p><i>072-0672-1862026</i></p> <p><i>NEAR WORK AREA GATE</i></p> <p><i>ID# 3749</i></p> <p><i>fully approved in w/o system</i></p>			
<b>SUBTOTAL</b>			<b>\$12500.00</b>
<b>TOTAL</b>			<b>\$12500.00</b>

*@*

NOV-08-2006 11:43 FROM:UTILITIES, INC.

1 847 498 2066

TO:4078696961

P.3/5

NOV-7-2006 06:27 FROM:BIO TECH INC

8037910622

TO:18474981137

P.24/25

**BIO TECH, INC ENVIRONMENTAL SV  
P.O. BOX 4569**

**WEST COLUMBIA, SC 29171  
Phone: 803-796-8925**

**INVOICE**

DATE	INVOICE #	CUST #
4/24/2006	55287-672	0000188

**BILL TO:**

CYPRESS LAKES, UTILITIES, INC.  
10000 US HWY 88 N, BLDG. 1  
LAKELAND, FL 33809

V16900

**SHIP TO:**

CYPRESS LAKES, UTILITIES, INC.  
CYPRESS LAKES  
SYSTEM # 672  
LAKELAND, FL 33809

P.O. NUMBER		TERMS	SALES PERSON	
		NET 30		
QUAN	DESCRIPTION	PRICE EACH	AMOUNT	
1.00	4/17-4/22/2006-Sandblasted, pressure washed, and painted tank at Cypress Lakes tank #1. Bid Job	12500.00	12500.00	
SUBTOTAL			812500.00	
TOTAL			12500.00	

072-0672-1862026

ID#3749

TANK #12

NEAR WELL #2

2

021070

21078

3  
②

ENTERED  
JUL 05 2001

BIO TECH, INC ENVIRONMENTAL SV  
P.O. BOX 4569

WEST COLUMBIA, SC 29171  
Phone: 803-796-8925

V169

INVOICE

DATE	INVOICE #	CUST #
5/16/2006	# 55345-604	0000158

**BILL TO:**

UTILITIES, INC OF FLORIDA  
200 WEATHERSFIELD AVENUE  
ALTAMONTE SPRINGS, FL 32714

**SHIP TO:**

UTILITIES, INC OF FLORIDA  
OAKLAND SHORES  
ALTAMONTE SPRINGS, FL

P.O. NUMBER	TERMS	SALES PERSON	
	NET 30		
QUAN	DESCRIPTION	PRICE EACH	AMOUNT
1.00	5/8-8/13/2006-Sandblasted bad spots on tank and rest of tank. Restucko and repaint tank. Bid Job	12173.20	12173.20
		<b>SUBTOTAL</b>	\$12173.20
		<b>TOTAL</b>	\$12173.20

Handwritten notes and scribbles on the left side of the table.

Handwritten notes: "out and ...", "090-0604-1863000", "DL."

Handwritten circled number "2".

Handwritten initials "KAS" and a circled signature.



BIO TECH, INC ENVIRONMENTAL SV  
P.O. BOX 4569

V16900

INVOICE

WEST COLUMBIA, SC 29171  
Phone: 803-796-8925

DATE	INVOICE #	CUST #
6/12/2006	55384-847	0000158

**BILL TO:**

UTILITIES, INC OF FLORIDA  
200 WEATHERSFIELD AVENUE  
ALTAMONTE SPRINGS, FL 32714

**SHIP TO:**

UTILITIES, INC OF FLORIDA  
ALAFAYA WWTP  
SYSTEM #647  
, FL

200 200 200

P.O. NUMBER	TERMS	SALES PERSON
-------------	-------	--------------

	NET 30	
--	--------	--

QUAN	DESCRIPTION	PRICE EACH	AMOUNT
------	-------------	------------	--------

1.00	5/24-6/6/2006-Pressure wash and paint all piping and pumps. Bid Job	27500.00	27500.00
------	--	----------	----------

ID # 3379

Alafaya - Paint  
cleaning

067-0637-1862066

2

B

SUBTOTAL \$27500.00

TOTAL \$27500.00

247

B

Handwritten mark or signature in the top left corner.

32233  
32233

ENTERED  
OCT 30 2006

# Invoice

**E. REYNOLDS, INC.**  
 329 HEATHER AVENUE  
 LONGWOOD, FL 32750  
 SEMINOLE

*View*

Invoice Number: **500340**  
 Invoice Date: **10/21/2006**  
 Page Number: **1**

Voice: 407-221-1175  
 Fax: 407-260-9623  
 E-mail:

**Bill To:**  
 UTILITIES INC  
 200 Weathersfield Dr.  
 Altamonte Springs, FL

**Ship To:**  
 UTILITIES INC

Customer ID	Customer PO	Payment Terms	
Utilities Inc	KS 604 W	Net 30	
Sales Rep	Shipping Method	Ship Date	Due Date
	None	10/21/2006	11/20/2006

Quantity	Item	Description	Unit Price	Extension
800.00	sq. foot cost	Waterblast to prepare surface for permanent repair. Repair with Sewpercoat GST water structure in Oakland Shores	14.38	11,500.00
				0.00

*LD # 130*

*6-11-06*

*A*

Customer Balance: 21,815.00

Subtotal	11,500.00
Freight	0.00
Sales Tax	0.00
Amount Paid	0.00
<b>Total</b>	<b>11,500.00</b>

*kas*

*B*

**Asset # 2002672**

doc 24632



SHERWIN-WILLIAMS

SHERWIN-WILLIAMS  
1300 SUNRISE PLAZA DR  
CLERMONT FL 34711

Visit [www.sherwin-williams.com](http://www.sherwin-williams.com)  
Store 2438 TIMOTHY  
(352)241-2014  
Fax - (352)241-2018

CHARGE  
INVOICE  
No. 9774-7

ACCOUNT: 4214-7732-4 JOB 01 UTILITIES INC OF FLORIDA

PO:251107  
ORDER:OE0032920Q2438  
DATE: 12/31/07  
TIME: 10:36 AM

UTILITIES INC OF FLORIDA  
ATTENTION ACCOUNTS PAYABLE  
2335 SANDERS RD  
NORTHBROOK IL 60062

2-7898  
E27/14971 11

(402)869-1113

\* INDICATES SALE PRICE

TERMS:NET PAYMENT DUE ON JAN. 20th

SALES NUMBER	SIZE	PRODUCT	DESCRIPTION	QTY	PRICE	VALUE
7969-99993	GALLON	8547104	IN EN ULTRDP BSE MATCH	1	29.50	29.50
6403-25841	GALLON	A11W210	ASE OIL WHITE PRMR	1	30.49	30.48
180-6876	EACH	886876700	ELITE 1/2" WOVEN	2	6.49	12.98
180-6893	EACH	996981000	ELITE 14" COMBO	1	6.25	6.25
6403-25841	GALLON	A11W210	ASE OIL WHITE PRMR	1	30.48	30.48
750-8310	EACH	179155W	15X60YD MASK PAPER	1	4.65	4.65
143-5349	9 INCH	10534990	METAL TRAY 9"	1	3.06	3.06
162-6630	EACH	455W	PLASTIC TRAY LINER	2	1.03	2.06
164-3626	EACH	482X	EXTENDABLE SCRAPER	2	6.92	13.84
181-0076	3 INCH		CS WCB 3 TRIM	1	12.73	12.73
180-9997	2 1/2"		SW WCB 2.5" A/TRIM	1	11.58	11.58
181-0076	3 INCH		CS WCB 3 TRIM	1	12.73	12.73
144-0153	10 OZ	K01119	KRY DEC GRAY PRIMER	1	3.74	3.74
971-2001	EACH		3M2090-1.5A-CP- 2090 MFG NBR: 2090-1.5A-CP	1	39.54	39.54

Thank You  
receipt required for refund

SUBTOTAL 213.62  
7.000% SALES TAX:1-103471400 14.96  
CHARGE \$228.58

MERCHANDISE RECEIVED IN GOOD ORDER BY:

PICK UP CHUCK

DATE (CENTRALIZED INVOICE)

Company: Utilities, Inc. of Florida; Seminole County  
 Docket No.:  
 Test Year Ended: December 31, 2008

Schedule: B-11  
 Page 1 of 1  
 Preparer: Kirsten Weeks

Explanation: Provide an analysis of all maintenance projects greater than 2% of test year revenues per system which occurred during the 2 years prior to the test year, the test year, and the budgeted amount for 1 year subsequent to the test year. For each project, provide a description, the total cost or budgeted amount and how often the project should be repeated.

Line No.	Description	Period	Budget Amount	Term of Amort.	Test Year Amortization
1	TANK MAINT (WTR)	As needed	4,757	5 years	951.33
2	TANK MAINT (WTR)	As needed	35,646	5 years	7,129.12
3	DEF CHGS-TANK MAINT&REP WTR	As needed	87	5 years	17.40
4	HURRICANE DEF	As needed	24,807	5 years	4,961.34



Organize Burn to disc

Search Sup...

Supporting Docs - Response to Staff's First Data Request

Files Currently on the Disc (12)

Name	Date modified	Type	Size
Item 01	7/27/2010 3:28 PM	File folder	
Item 02	7/27/2010 3:28 PM	File folder	
Item 03	7/27/2010 3:28 PM	File folder	
Item 04	7/27/2010 3:29 PM	File folder	
Item 05	7/27/2010 3:30 PM	File folder	
Item 06	7/27/2010 3:34 PM	File folder	
Item 07	7/27/2010 3:35 PM	File folder	
Item 08	7/27/2010 3:41 PM	File folder	
Item 09	7/27/2010 3:42 PM	File folder	
Item 10	7/27/2010 3:42 PM	File folder	
Item 11	7/27/2010 3:43 PM	File folder	
Item 16	7/27/2010 3:43 PM	File folder	

Item 10 Date modified: 7/27/2010 3:42 PM  
File folder

Organize Burn to disc

Search It...

Supporting Docs - Response to Staff's First Data Request Item 10

Files Currently on the Disc (2)

Name	Date modified	Type	Size
UIF Estimate of Infiltration Flows - 2008.pdf	7/27/2010 3:42 PM	PDF File	11 KB
UIF Estimate of Infiltration Flows - 2008.xlsx	7/27/2010 3:42 PM	Microsoft Excel W...	12 KB

2 items

**Seminole County - Ravenna Park/Lincoln**

A. Infiltration & Inflow allowance, including service laterals

Main dia. inches	Main length feet	Main length miles	Allowance @ 500 gpd/inch-dia./mile	
			gpd	gpy
6	0	0.000	0	
8	6,018	1.140	4,559	
6	5,000	0.947	2,841	(serv. laterals)
10	0	0.000	0	
Total	11,018	2.087	7,400	2,701,000
Inflow @ 10% of water sold				1,801,071
Total allowable I&I				4,502,071

B. Actual Inflow & Infiltration (I&I)

Wastewater treated 33,769,000

Gallons billed to WW customers		Estimated returned	
Residential (see note)	14,974,417	84%	12,578,510
General Service	3,036,290	96%	2,914,838
Estimated flows returned	18,010,707		15,493,349

Note: Residential gallons are all water gallons used by wastewater customers.  
 Return flow percentages based on utility's knowledge of customer usage.  
 GS service is one elementary school with no irrigation and minimal outside water use.

Estimated I&I (treated less returned)	18,275,651
Actual less allowable	13,773,581
Excess, if any	13,773,581
Excess as percent of wastewater treated	40.79%
Allowable flows (returned + allowable I&I)	19,995,419



Windows Explorer window showing the contents of a DVD RW Drive (D:) folder named "Supporting Docs - Response to Staff's First Data Request". The address bar shows the path: "DVD RW Drive (D:) 100727\_1554 > Supporting Docs - Response to Staff's First Data Request".

The main pane displays a table of files currently on the disc:

Name	Date modified	Type	Size
Files Currently on the Disc (12)			
Item 01	7/27/2010 3:28 PM	File folder	
Item 02	7/27/2010 3:28 PM	File folder	
Item 03	7/27/2010 3:28 PM	File folder	
Item 04	7/27/2010 3:29 PM	File folder	
Item 05	7/27/2010 3:30 PM	File folder	
Item 06	7/27/2010 3:34 PM	File folder	
Item 07	7/27/2010 3:35 PM	File folder	
Item 08	7/27/2010 3:41 PM	File folder	
Item 09	7/27/2010 3:42 PM	File folder	
Item 10	7/27/2010 3:42 PM	File folder	
Item 11	7/27/2010 3:43 PM	File folder	
Item 16	7/27/2010 3:43 PM	File folder	

The left sidebar shows the navigation pane with "Supporting Docs" selected under "DVD RW Drive (D:)". The status bar at the bottom shows "Item 11 Date modified: 7/27/2010 3:43 PM File folder".

Windows Explorer window showing the contents of a folder named "Supporting Docs - Response to Staff's First Data Request" under "Item 11". The address bar shows the path: "Supporting Docs - Response to Staff's First Data Request > Item 11".

The main pane displays a table of files currently on the disc:

Name	Date modified	Type	Size
Files Currently on the Disc (3)			
City of Sanford Bills.pdf	6/11/2010 4:18 PM	PDF File	551 KB
Purchased Sewer.pdf	7/27/2010 3:43 PM	PDF File	81 KB
Purchased Sewer.xlsx	6/11/2010 4:18 PM	Microsoft Excel W...	48 KB

The left sidebar shows the navigation pane with "Item 11" selected under "Supporting Docs". The status bar at the bottom shows "3 items".

## City of Sanford Charges

Utilities, Inc. of Florida  
 Staff's First Data Request  
 Item 11

Read Date	Base Charge	Consumption Charge per 1000 gallons)	Consumption (000's) gallons	Consumption Charge	Total Amt Billed
12/21/2007	9.00	4.55	2450	11,147.50	11,156.50 *
1/24/2008	9.00	4.55	2075	9,441.25	9,450.25 *
2/19/2008	9.00	4.55	2305	10,487.75	10,496.75 *
3/20/2008	9.65	4.93	1423	7,008.28	7,017.93 *
4/22/2008	9.65	4.93	1791	8,820.68	8,830.33 *
5/23/2008	9.65	4.93	3247	15,991.48	16,001.13 *
6/20/2008	9.65	4.93	2911	14,336.68	14,346.33 *
7/23/2008	772.00	4.93	2731	13,450.18	14,222.18 *
8/27/2008	772.00	4.93	4159	20,483.08	21,255.08 *
9/19/2008	815.24	5.20	5959	30,986.80	31,802.04 *
10/29/2008	815.24	5.20	3224	16,764.80	17,580.04 *
11/20/2008	815.24	5.20	1782	9,266.40	10,081.64 *
12/18/2009	937.52	5.98	1966	11,746.85	12,684.37
1/19/2010	937.53	5.98	2081	12,433.98	13,371.51

\* Item is part of the test year.

UT470107

CITY OF SANFORD

5/17/10

Account History - Consumption and Actual Charges

13:17:50

Customer ID: 331330 Name: UTILITIES INC  
 Location ID: 227425 Addr: 310 HUGHEY ST  
 Cycle/route . . : 01 11 Bill type . . : CYCLE BILL  
 Bill date . . . : 1/04/08 Prev balance: 13809.15 Charges : 11156.50  
 Due date . . . : 1/25/08 Adj/Pmts . . : .00 Bill amt: 24965.65

Type options, press Enter.

5=Display

Opt	Svc	Reading	Actual	Demand	Est Cmt
Type	Type	Date	Consumption	Consumption Days	Meter Number Cd Cd
-	SW	REG 12/21/07	2450.00	.00 30	4411E

Opt	Svc Comp Description	Billed Consumption	Amount	Rate Group	S/W
-	SW BASE AVAILABILITY CHARGE	.00	9.00	SF/O/CM	
-	SW FLOW SEWER FLOW CHARGE	2450.00	11147.50	SF/O/CM	

F3=Exit F6=Date F9=Summary F10=Budget charges F11=Consumption F12=Cancel

Attn: Erin

**CITY OF SANFORD UTILITY DEPARTMENT**  
**PHONE: (407) 330-5630 • AFTER 5:00 PM: (407) 302-2547**  
**ADDRESS: 300 N. PARK AVENUE • MAILING ADDRESS: P.O. BOX 2847, SANFORD, FL 32772**

V3008627

SERVICE ADDRESS: 3310 HUGHEY ST

Account Number	Cycle-Month	Read Date	Bill Date	Due Date
331330-227425	01-02	1/24/08	2/01/08	2/22/08

Meter Reading: 7354 Billing Days: 34 Consumption: 2075 (x 1000 Gallons)

Description of Charges	Amount
SEWER BASE CHARGE	9.00
SEWER FLOW	9441.25

Batch 15637

2521195455

Doc 29002

TOTAL CURRENT CHARGES	9,450.25
PAST DUE CHARGES:	.00
TOTAL AMOUNT DUE:	9,450.25

Past Due Charges (if any) Due on 2/12/08 to Avoid Cut Off of Services

**WATER RESTRICTIONS:**

Two days per week, not between the hours of 10:00 a.m. and 4:00 p.m.

ODD addresses - Wednesday and Saturday EVEN addresses - Thursday and Sunday  
WELLS: same restrictions

**RECLAIMED WATER RESTRICTIONS:**

Three days per week, not between the hours of 10:00 a.m. and 4:00 p.m.  
EVEN addresses on Monday, Wednesday and Friday  
ODD addresses on Tuesday, Thursday and Saturday

For more information call Customer Service at (407) 330-5630.

"Getting Ready for Spring the Florida Friendly Landscape Way."  
The Florida Yards and Neighborhoods Program Workshop will be held on  
Thursday, March 13, 2008 from 6:30 pm - 8:30 pm at the Board of County  
Commissioners Chambers located at 1101 East 1st Street in Sanford.  
Attendees will receive valuable information and materials from the  
University of Florida/IFAS on selecting right plants, watering efficiently,  
maintaining the landscape, and attracting wildlife. This workshop is FREE  
to all residents. To register, call 407-665-5551.

DETACH AND RETURN THE BOTTOM PORTION WITH YOUR PAYMENT - RETAIN THE TOP PORTION FOR YOUR RECORDS

SERVICE ADDRESS: 3310 HUGHEY ST

Account Number	Cycle-Month	Read Date	Bill Date	Due Date
331330-227425	01-02	1/24/08	2/01/08	2/22/08

TOTAL CURRENT CHARGES	9,450.25
PAST DUE CHARGES:	.00
TOTAL AMOUNT DUE:	9,450.25

**MAKE CHECKS PAYABLE TO:**  
**CITY OF SANFORD**  
P.O. BOX 2847  
SANFORD, FL 32772  
PHONE: (407) 330-5630  
**EMERGENCY/AFTER HOURS:**  
(407) 302-2547  
**OFFICE HOURS:**  
MON-FRI 8:00A.M. TO 5:00 P.M.

If current charges are not paid by the "due date" a late fee of 5% of the balance due or \$4.00, whichever is greater, will be assessed to next month's bill. If past due charges are not paid by the cut off date, service is subject to immediate disconnection, without further notice. There is a \$45.00 reconnection charge if past due amount is paid before 4:00 p.m. An additional \$10.00 is due if paid after 4:00 p.m. or on weekends or holidays up to 8:00 p.m. If mailing payment, please allow sufficient time for delivery. The City assumes no responsibility for delay of mail delivery. Utility drop box is located on the south side of City Hall.



UTILITIES INC  
2335 SANDERS RD  
ATTN: A/P PAM MCGRAIN  
NORTHBROOK IL 60062-6196

6 - 2375

000331330 000227425 00000945025

**CITY OF SANFORD UTILITY DEPARTMENT**  
**PHONE: (407) 330-5630 • AFTER 5:00 PM: (407) 302-2547**  
**ADDRESS: 300 N. PARK AVENUE • MAILING ADDRESS: P.O. BOX 2847, SANFORD, FL 32772**

V3008627

RECEIVED  
 MAR 10 2008

SERVICE ADDRESS: 3310 HUGHEY ST

Account Number	Cycle-Month	Read Date	Bill Date	Due Date
331330-227425	01-03	2/19/08	3/07/08	3/28/08

Meter Reading: 9659 Billing Days: 26 Consumption: 2305 (x 1000 Gallons)

Description of Charges	Amount
------------------------	--------

SEWER BASE CHARGE	9.00
SEWER FLOW	10487.75

Batch 18592

Doc 39056

252195455

TOTAL CURRENT CHARGES	10,496.75
PAST DUE CHARGES:	.00
TOTAL AMOUNT DUE:	10,496.75

Past Due Charges (if any) Due on 3/18/08 to Avoid Cut Off of Services

Proposed Utility Rate Change Public Notice

\*\*\*\*\*

The City Commission of the City of Sanford will consider proposed changes to the City of Sanford s Utility customers water, sewer and alternative/reclaimed water rates and fees pursuant to Section 180.136, Florida Statutes, at its meeting on Monday, March 24, 2008, at 7:00 PM. The meeting will be held in the City Commission Chambers, located on the first floor of City Hall, 300 North Park Avenue, Sanford.

The Florida Yards and Neighborhoods Program Workshop will be held on Thursday, March 13, 2008 from 6:30 pm - 8:30 pm at the Board of County Commissioners Chambers located at 1101 East 1st Street in Sanford. Attendees will receive valuable information and materials from the University of Florida/IFAS on selecting right plants, watering efficiently, maintaining the landscape, and attracting wildlife. This workshop is FREE to all residents. To register, call 407-665-5551.

DETACH AND RETURN THE BOTTOM PORTION WITH YOUR PAYMENT - RETAIN THE TOP PORTION FOR YOUR RECORDS

SERVICE ADDRESS: 3310 HUGHEY ST

Account Number	Cycle-Month	Read Date	Bill Date	Due Date
331330-227425	01-03	2/19/08	3/07/08	3/28/08

TOTAL CURRENT CHARGES	10,496.75
PAST DUE CHARGES:	.00
TOTAL AMOUNT DUE:	10,496.75

MAKE CHECKS PAYABLE TO:  
**CITY OF SANFORD**  
 P.O. BOX 2847  
 SANFORD, FL 32772  
 PHONE: (407) 330-5630  
 EMERGENCY/AFTER HOURS:  
 (407) 302-2547  
 OFFICE HOURS:  
 MON-FRI 8:00A.M. TO 5:00 P.M.

If current charges are not paid by the "due date" a late fee of 5% of the balance due or \$4.00, whichever is greater, will be assessed to next month's bill. If past due charges are not paid by the cut off date, service is subject to immediate disconnection, without further notice. There is a \$45.00 reconnection charge if past due amount is paid before 4:00 p.m. An additional \$10.00 is due if paid after 4:00 p.m. or on weekends or holidays up to 8:00 p.m. If mailing payment, please allow sufficient time for delivery. The City assumes no responsibility for delay of mail delivery. Utility drop box is located on the south side of City Hall.

UTILITIES INC  
 2335 SANDERS RD  
 ATTN: A/P PAM MCGRAIN  
 NORTHBROOK IL 60062-6196

5 - 2484

000331330 000227425 00001049675

4/18/08

FL

CITY OF SANFORD UTILITY DEPARTMENT  
PHONE: (407) 330-5630 • AFTER 5:00 PM: (407) 302-2547

ADDRESS: 300 N. PARK AVENUE • MAILING ADDRESS: P.O. BOX 2847, SANFORD, FL 32772

3008627

SERVICE ADDRESS: 3310 HUGHEY ST APR 14 2008

Account Number 331330-227425  
Cycle-Month 11-04  
Read Date 3/20/08  
Bill Date 4/10/08  
Due Date 5/01/08

Meter Reading: 1082 Billing Days: 30 Consumption: 1423 (x 1000 Gallons)

Description of Charges Amount

SEWER BASE CHARGE 9.65  
SEWER FLOW 7008.28

Batch 21970

Doc 48715

TOTAL CURRENT CHARGES 7,017.93  
PAST DUE CHARGES: .00  
TOTAL AMOUNT DUE: 7,017.93

Past Due Charges (if any) Due on 4/21/08 to Avoid Cut Off of Services

252119.54<sup>65</sup>

DETACH AND RETURN THE BOTTOM PORTION WITH YOUR PAYMENT - RETAIN THE TOP PORTION FOR YOUR RECORDS

SERVICE ADDRESS: 3310 HUGHEY ST

Account Number 331330-227425  
Cycle-Month 11-04  
Read Date 3/20/08  
Bill Date 4/10/08  
Due Date 5/01/08

TOTAL CURRENT CHARGES 7,017.93  
PAST DUE CHARGES: .00  
TOTAL AMOUNT DUE: 7,017.93

MAKE CHECKS PAYABLE TO:  
CITY OF SANFORD  
P.O. BOX 2847  
SANFORD, FL 32772  
PHONE: (407) 330-5630  
EMERGENCY/AFTER HOURS:  
(407) 302-2547  
OFFICE HOURS:  
MON-FRI 8:00A.M. TO 5:00 P.M.

If current charges are not paid by the "due date" a late fee of 5% of the balance due or \$4.00, whichever is greater, will be assessed to next month's bill. If past due charges are not paid by the cut off date, service is subject to immediate disconnection, without further notice. There is a \$45.00 reconnection charge if past due amount is paid before 4:00 p.m. An additional \$10.00 is due if past after 4:00 p.m. or on weekends or holidays up to 8:00 p.m. If mailing payment, please allow sufficient time for delivery. The City assumes no responsibility for delay of mail delivery. Utility drop box is located on the south side of City Hall.



UTILITIES INC  
2335 SANDERS RD  
ATTN: A/P PAW MCGRAIN  
NORTHBROOK IL 60062-6196

6 - 2554

000331330 000227425 00000701793

**CITY OF SANFORD UTILITY DEPARTMENT**  
**PHONE: (407) 330-5630 • AFTER 5:00 PM: (407) 302-2547**  
**ADDRESS: 300 N. PARK AVENUE • MAILING ADDRESS: P.O. BOX 2847, SANFORD, FL 32772**

*V3008627*

MAY - 5 2008 SERVICE ADDRESS: 3310 HUGHEY ST

Account Number 331330-227425    Cycle-Month 11-05    Read Date 4/22/08    Bill Date 5/02/08    Due Date 5/23/08

Meter Reading: 2873    Billing Days: 33    Consumption: 1791 (x 1000 Gallons)

Description of Charges    Amount    Batch 24146

SEWER BASE CHARGE    9.65  
 SEWER FLOW    8820.68

Doc 56336

TOTAL CURRENT CHARGES    8,830.33  
 PAST DUE CHARGES:    .00  
 TOTAL AMOUNT DUE:    8,830.33

Past Due Charges (if any) Due on 5/13/08 to Avoid Cut Off of Services

*25219.5455*

DETACH AND RETURN THE BOTTOM PORTION WITH YOUR PAYMENT - RETAIN THE TOP PORTION FOR YOUR RECORDS

SERVICE ADDRESS: 3310 HUGHEY ST

Account Number 331330-227425    Cycle-Month 11-05    Read Date 4/22/08    Bill Date 5/02/08    Due Date 5/23/08

TOTAL CURRENT CHARGES    8,830.33  
 PAST DUE CHARGES:    .00  
 TOTAL AMOUNT DUE:    8,830.33

**MAKE CHECKS PAYABLE TO:**  
**CITY OF SANFORD**  
 P.O. BOX 2847  
 SANFORD, FL 32772  
 PHONE: (407) 330-5630  
 EMERGENCY/AFTER HOURS:  
 (407) 302-2547  
 OFFICE HOURS:  
 MON-FRI 8:00A.M. TO 5:00 P.M.

If current charges are not paid by the "due date" a late fee of 5% of the balance due or \$4.00, whichever is greater, will be assessed to next month's bill. If past due charges are not paid by the cut off date, service is subject to immediate disconnection, without further notice. There is a \$55.00 reconnection charge if past due amount is paid before 4:00 p.m. An additional \$10.00 is due if paid after 4:00 p.m. or on weekends or holidays up to 8:00 p.m. If mailing payment, please allow sufficient time for delivery. The City assumes no responsibility for delay of mail delivery. Utility drop box is located on the south side of City Hall.

UTILITIES INC  
 2335 SANDERS RD  
 ATTN: A/P PAM MCGRAIN  
 NORTHBROOK IL 60062-6196

5 - 2371

000331330 000227425 00000883033

CITY OF SANFORD UTILITY DEPARTMENT  
PHONE: (407) 330-5630 • AFTER 5:00 PM: (407) 302-2547  
ADDRESS: 300 N. PARK AVENUE • MAILING ADDRESS: P.O. BOX 2847, SANFORD, FL 32772

V3008627

SERVICE ADDRESS: 3310 HUGHEY ST

Account Number    Cycle-Month    Read Date    Bill Date    Due Date  
331330-227425    11-06    5/23/08    6/06/08    6/27/08

Meter Reading: 6120    Billing Days: 31    Consumption: 3247 (x 1000 Gallons)

Description of Charges    Amount

SEWER BASE CHARGE    9.65  
SEWER FLOW    15991.48

252119.5455

TOTAL CURRENT CHARGES    16,001.13  
PAST DUE CHARGES:    .00  
TOTAL AMOUNT DUE:    16,001.13

Past Due Charges (if any) Due on 6/17/08 to Avoid Cut Off of Services

Batch 26764

Doc 65991

DETACH AND RETURN THE BOTTOM PORTION WITH YOUR PAYMENT - RETAIN THE TOP PORTION FOR YOUR RECORDS



**CITY OF SANFORD UTILITY DEPARTMENT**  
**PHONE: (407) 688-5100 • AFTER 5:00 PM: (407) 688-5000 x 5515**  
**ADDRESS: 300 N. PARK AVENUE • MAILING ADDRESS: P.O. BOX 2847, SANFORD, FL 32772**

V3008627

SERVICE ADDRESS: 3310 HUGHEY ST

Account Number	Cycle-Month	Read Date	Bill Date	Due Date
331330-227425	11-07	6/20/08	7/04/08	7/25/08

Meter Reading: 9031 Billing Days: 28 Consumption: 2911 (x 1000 Gallons)

Description of Charges	Amount
------------------------	--------

SEWER BASE CHARGE	9.65
SEWER FLOW	14336.68

Batch 28981

Doc 73231

TOTAL CURRENT CHARGES	14,346.33
PAST DUE CHARGES:	.00
TOTAL AMOUNT DUE:	14,346.33

Past Due Charges (if any) Due on 7/15/08 to Avoid Cut Off of Services

**WATER RESTRICTIONS**

Two days per week, not between the hours of 10:00 a.m. and 4:00 p.m.  
 ODD addresses - Wednesday and Saturday  
 EVEN addresses - Thursday and Sunday

WELLS: same restrictions

**RECLAIMED WATER RESTRICTIONS**

Three days per week, not between the hours of 10:00 a.m. and 4:00 p.m.  
 EVEN addresses on Monday, Wednesday and Friday  
 ODD addresses on Tuesday, Thursday and Saturday

For more information call Customer Service at 407.688.5100.

\*\*\*\*\*      \*\*\*\*\*      \*\*\*\*\*      \*\*\*\*\*      \*\*\*\*\*      \*\*\*\*\*      \*\*\*\*\*

25219.5455

**CITY OF SANFORD UTILITY DEPARTMENT**  
**PHONE: (407) 688-5100 • AFTER 5:00 PM: (407) 688-5000 x 5515**  
**ADDRESS: 300 N. PARK AVENUE • MAILING ADDRESS: P.O. BOX 2847, SANFORD, FL 32771**

*V3008627*

SERVICE ADDRESS: 3310 HUGHEY ST

Account Number	Cycle-Month	Read Date	Bill Date	Due Date
331330-227425	11-08	7/23/08	8/09/08	8/30/08

Meter Reading: 1762 Billing Days: 33 Consumption: 2731 (x 1000 Gallons)

Description of Charges	Amount
SEWER BASE CHARGE	772.00
SEWER FLOW	13450.18

*252119.5455*

Batch 32609

Doc 87383

TOTAL CURRENT CHARGES	14,222.18
PAST DUE CHARGES:	.00
TOTAL AMOUNT DUE:	14,222.18

Past Due Charges (if any) Due on 8/20/08 to Avoid Cut Off of Services

**WATER RESTRICTIONS**

Two days per week, not between the hours of 10:00 a.m. and 4:00 p.m.  
 ODD addresses - Wednesday and Saturday  
 EVEN addresses - Thursday and Sunday

**WELLS: same restrictions**

**RECLAIMED WATER RESTRICTIONS**

Three days per week, not between the hours of 10:00 a.m. and 4:00 p.m.  
 EVEN addresses on Monday, Wednesday and Friday  
 ODD addresses on Tuesday, Thursday and Saturday.

For more information call Customer Service at 407.688.5100.

\*\*\*\*\*

DETACH AND RETURN THE BOTTOM PORTION WITH YOUR PAYMENT - RETAIN THE TOP PORTION FOR YOUR RECORDS

**CITY OF SANFORD UTILITY DEPARTMENT**  
**PHONE: (407) 688-5100 • AFTER 5:00 PM: (407) 688-5000 x 5515**  
**ADDRESS: 300 N. PARK AVENUE • MAILING ADDRESS: P.O. BOX 2847, SANFORD, FL 32772**

*V3008627*

SERVICE ADDRESS: 3310 HUGHEY ST

Account Number	Cycle-Month	Read Date	Bill Date	Due Date
331330-227425	11-09	8/27/08	9/05/08	9/26/08

Meter Reading: 5921 Billing Days: 35 Consumption: 4159 (x 1000 Gallons)

Description of Charges      Amount

SEWER BASE CHARGE	772.00
SEWER FLOW	20483.08

Batch 34509

Doc 93546

TOTAL CURRENT CHARGES	21,255.08
PAST DUE CHARGES:	.00
TOTAL AMOUNT DUE:	21,255.08

*2521195455*

Past Due Charges (if any) Due on 9/16/08 to Avoid Cut Off of Services

**WATER RESTRICTIONS**

Two days per week, not between the hours of 10:00 a.m. and 4:00 p.m.  
 ODD addresses - Wednesday and Saturday  
 EVEN addresses - Thursday and Sunday

**WELLS: same restrictions**

**RECLAIMED WATER RESTRICTIONS**

Three days per week, not between the hours of 10:00 a.m. and 4:00 p.m.  
 EVEN addresses on Monday, Wednesday and Friday  
 ODD addresses on Tuesday, Thursday and Saturday

For more information call Customer Service at 407.688.5100.

\*\*\*\*\*      \*\*\*\*\*      \*\*\*\*\*      \*\*\*\*\*      \*\*\*\*\*      \*\*\*\*\*      \*\*\*\*\*

DETACH AND RETURN THE BOTTOM PORTION WITH YOUR PAYMENT - RETAIN THE TOP PORTION FOR YOUR RECORDS

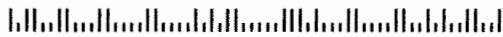
SERVICE ADDRESS: 3310 HUGHEY ST

Account Number	Cycle-Month	Read Date	Bill Date	Due Date
331330-227425	11-09	8/27/08	9/05/08	9/26/08

TOTAL CURRENT CHARGES	21,255.08
PAST DUE CHARGES:	.00
TOTAL AMOUNT DUE:	21,255.08

**MAKE CHECKS PAYABLE TO:**  
**CITY OF SANFORD**  
 P.O. BOX 2847  
 SANFORD, FL 32772  
 PHONE: (407) 688-5100  
**EMERGENCY/AFTER HOURS:**  
 (407) 688-5000 x 5515  
 OFFICE HOURS:  
 MON-FRI 8:00A.M. TO 5:00 P.M.

If current charges are not paid by the "due date" a late fee of 5% of the balance due or \$4.00, whichever is greater, will be assessed to next month's bill. If past due charges are not paid by the cut off date, service is subject to immediate disconnection, without further notice. There is a \$55.00 reconnection charge if past due amount is paid before 4:00 p.m. An additional \$10.00 is due if paid after 4:00 p.m. or on weekends or holidays up to 8:00 p.m. If mailing payment, please allow sufficient time for delivery. The City assumes no responsibility for delay of mail delivery. Utility drop box is located on the south side of City Hall.



UTILITIES INC  
 2335 SANDERS RD  
 ATTN: A/P PAM MCGRAIN  
 NORTHBROOK IL 60062-6196

5 - 2411

000331330 000227425 00002125508

CITY OF SANFORD UTILITY DEPARTMENT  
PHONE: (407) 688-5100 • AFTER 5:00 PM: (407) 688-5000 x 5515  
ADDRESS: 300 N. PARK AVENUE • MAILING ADDRESS: P.O. BOX 2847, SANFORD, FL 32772

V3002627

SERVICE ADDRESS: 3310 HUGHEY ST

Account Number	Cycle-Month	Read Date	Bill Date	Due Date
331330-227425	11-10	9/19/08	10/03/08	10/24/08

Meter Reading: 1880 Billing Days: 23 Consumption: 5959 (x 1000 Gallons)

Description of Charges Amount

SEWER BASE CHARGE	815.24
SEWER FLOW	30986.80

25219.5455

Batch 37567

Doc 101323

TOTAL CURRENT CHARGES	31,802.04
PAST DUE CHARGES:	.00
TOTAL AMOUNT DUE:	31,802.04

Past Due Charges (if any) Due on 10/14/08 to Avoid Cut Off of Services

**WATER RESTRICTIONS**

Two days per week, not between the hours of 10:00 a.m. and 4:00 p.m.

ODD addresses - Wednesday and Saturday

EVEN addresses - Thursday and Sunday

**WELLS: same restrictions**

**RECLAIMED WATER RESTRICTIONS**

Three days per week, not between the hours of 10:00 a.m. and 4:00 p.m.

EVEN addresses on Monday, Wednesday and Friday

ODD addresses on Tuesday, Thursday and Saturday

For more information call Customer Service at 407.688.5100.

\*\*\*\*\*

CITY OF SANFORD UTILITY DEPARTMENT

PHONE: (407) 688-5100 • AFTER 5:00 PM: (407) 688-5000 x 5515

ADDRESS: 300 N. PARK AVENUE • MAILING ADDRESS: P.O. BOX 2847, SANFORD, FL 32772

RECEIVED

3008627

NOV 10 2008 SERVICE ADDRESS: 3310 HUGHEY ST

Account Number 331330-227425 Cycle-Month 11-11 Read Date 10/29/08 Bill Date 11/07/08 Due Date 11/28/08

Meter Reading: 5104 Billing Days: 40 Consumption: 3224 (x 1000 Gallons)

Description of Charges Amount

SEWER BASE CHARGE 815.24
SEWER FLOW 16764.80

Batch 40612

Doc 112063

TOTAL CURRENT CHARGES 17,580.04
PAST DUE CHARGES: .00
TOTAL AMOUNT DUE: 17,580.04

252119.5455

Past Due Charges (if any) Due on 11/18/08 to Avoid Cut Off of Services

WATER RESTRICTIONS

Two days per week, not between the hours of 10:00 a.m. and 4:00 p.m.
ODD addresses - Wednesday and Saturday
EVEN addresses - Thursday and Sunday

WELLS: same restrictions

RECLAIMED WATER RESTRICTIONS

Three days per week, not between the hours of 10:00 a.m. and 4:00 p.m.
EVEN addresses on Monday, Wednesday and Friday
ODD addresses on Tuesday, Thursday and Saturday

For more information call Customer Service at 407.688.5100.

\*\*\*\*\*

DETACH AND RETURN THE BOTTOM PORTION WITH YOUR PAYMENT - RETAIN THE TOP PORTION FOR YOUR RECORDS

SERVICE ADDRESS: 3310 HUGHEY ST

Account Number 331330-227425 Cycle-Month 11-11 Read Date 10/29/08 Bill Date 11/07/08 Due Date 11/28/08

TOTAL CURRENT CHARGES 17,580.04
PAST DUE CHARGES: .00
TOTAL AMOUNT DUE: 17,580.04

MAKE CHECKS PAYABLE TO:

CITY OF SANFORD

P.O. BOX 2847

SANFORD, FL 32772

PHONE: (407) 688-5100

EMERGENCY/AFTER HOURS:

(407) 688-5000 x 5515

OFFICE HOURS:

MON-FRI 8:00A.M. TO 5:00 P.M.

If current charges are not paid by the "due date" a late fee of 5% of the balance due or \$4.00, whichever is greater, will be assessed to next month's bill. If past due charges are not paid by the cut off date, service is subject to immediate disconnection, without further notice. There is a \$55.00 reconnection charge if past due amount is paid before 4:00 p.m. An additional \$10.00 is due if paid after 4:00 p.m. or on weekends or holidays up to 8:00 p.m. If mailing payment, please allow sufficient time for delivery. The City assumes no responsibility for delay of mail delivery. Utility drop box is located on the south side of City Hall.



UTILITIES INC
2335 SANDERS RD
ATTN: A/P PAM MCGRAIN
NORTHBROOK IL 60062-6196

6 - 2391

000331330 000227425 00001758004

**CITY OF SANFORD UTILITY DEPARTMENT**  
**PHONE: (407) 688-5100 • AFTER 5:00 PM: (407) 688-5000 x 5515**  
**ADDRESS: 300 N. PARK AVENUE • MAILING ADDRESS: P.O. BOX 2847, SANFORD, FL 32772**

RECEIVED

*308627*

SERVICE ADDRESS: 3310 HUGHEY ST DEC - 8 2008

Account Number	Cycle-Month	Read Date	Bill Date	Due Date
331330-227425	11-12	11/20/08	12/05/08	12/26/08

Meter Reading: 6886 Billing Days: 22 Consumption: 1782 (x 1000 Gallons)

Description of Charges	Amount
SEWER BASE CHARGE	815.24
SEWER FLOW	9266.40

Batch 42655

*252119.5485*

Doc 119426

TOTAL CURRENT CHARGES	10,081.64
PAST DUE CHARGES:	.00
TOTAL AMOUNT DUE:	10,081.64

Past Due Charges (if any) Due on 12/16/08 to Avoid Cut Off of Services

**WATER RESTRICTIONS**

Two days per week, not between the hours of 10:00 a.m. and 4:00 p.m.  
 ODD addresses - Wednesday and Saturday  
 EVEN addresses - Thursday and Sunday

**WELLS: same restrictions**

**RECLAIMED WATER RESTRICTIONS**

Three days per week, not between the hours of 10:00 a.m. and 4:00 p.m.  
 EVEN addresses on Monday, Wednesday and Friday  
 ODD addresses on Tuesday, Thursday and Saturday

For more information call Customer Service at 407.688.5100.

\*\*\*\*\*

DETACH AND RETURN THE BOTTOM PORTION WITH YOUR PAYMENT - RETAIN THE TOP PORTION FOR YOUR RECORDS

SERVICE ADDRESS: 3310 HUGHEY ST

Account Number	Cycle-Month	Read Date	Bill Date	Due Date
331330-227425	11-12	11/20/08	12/05/08	12/26/08

TOTAL CURRENT CHARGES	10,081.64
PAST DUE CHARGES:	.00
TOTAL AMOUNT DUE:	10,081.64

MAKE CHECKS PAYABLE TO:  
**CITY OF SANFORD**  
 P.O. BOX 2847  
 SANFORD, FL 32772  
 PHONE: (407) 688-5100  
 EMERGENCY/AFTER HOURS:  
 (407) 688-5000 x 5515  
 OFFICE HOURS:  
 MON-FRI 8:00A.M. TO 5:00 P.M.

If current charges are not paid by the "due date" a late fee of 5% of the balance due or \$4.00, whichever is greater, will be assessed to next month's bill. If past due charges are not paid by the cut off date, service is subject to immediate disconnection, without further notice. There is a \$55.00 reconnection charge if past due amount is paid before 4:00 p.m. An additional \$10.00 is due if paid after 4:00 p.m. or on weekends or holidays up to 8:00 p.m. If mailing payment, please allow sufficient time for delivery. The City assumes no responsibility for delay of mail delivery. Utility drop box is located on the south side of City Hall.



UTILITIES INC  
 2335 SANDERS RD  
 ATTN: A/P PAM MCGRAIN  
 NORTHBROOK IL 60062-6196

5 - 2322

000331330 000227425 00001008164

UT470107

CITY OF SANFORD

5/14/10

Account History - Consumption and Actual Charges

15:51:25

Customer ID: 331330 Name: UTILITIES INC  
 Location ID: 227425 Addr: 3310 HUGHEY ST  
 Cycle/route . : 01 11 Bill type . : CYCLE BILL  
 Bill date . . : 1/01/10 Prev balance: .00 Charges : 12684.38  
 Due date . . : 1/22/10 Adj/Pmts . : .00 Bill amt: 12684.38  
 Type options, press Enter.

5=Display

Opt	Svc	Reading	Actual	Demand	Est	Cmt
Type	Type	Date	Consumption	Consumption	Days	Meter Number Cd Cd
-	SW	REG	12/18/09	1966.00	.00 35	4411E CR

Opt	Svc	Comp	Description	Billed	Consumption	Amount	Rate	Group	S/W
-	SW	BASE	AVAILABILITY CHARGE	.00	.00	937.53	SF/O/CM		
-	SW	FLOW	SEWER FLOW CHARGE	1966.00	1966.00	11746.85	SF/O/CM		

F3=Exit F6=Date F9=Summary F10=Budget charges F11=Consumption F12=Cancel

ATT: ERIN

UT470I07

CITY OF SANFORD

5/14/10

Account History - Consumption and Actual Charges

15:51:51

Customer ID: 331330 Name: UTILITIES INC  
 Location ID: 227425 Addr: 3310 HUGHEY ST  
 Cycle/route . : 01 11 Bill type . : CYCLE BILL  
 Bill date . . : 2/05/10 Prev balance: .00 Charges : 13371.51  
 Due date . . : 2/26/10 Adj/Pmts . : .00 Bill amt: 13371.51  
 Type options, press Enter.

S=Display

Opt	Svc	Reading	Actual	Demand	Days	Meter	Number	Est	Cmt
	Type	Type	Consumption	Consumption				Cd	Cd
-	SW	REG	1/19/10	2081.00	.00	32	4411E		CR

Opt	Svc	Comp	Description	Billed	Consumption	Amount	Rate	Group	S/W
-	SW	BASE	AVAILABILITY CHARGE	.00	.00	937.53	SF/O/CM		
-	SW	FLOW	SEWER FLOW CHARGE	2081.00	2081.00	12433.98	SF/O/CM		

F3=Exit F6=Date F9=Summary F10=Budget charges F11=Consumption F12=Cancel



LINE NO	CO	BU	OBJ	SUB	DESCRIPTION	TY	DOC	DATE	DEBIT	CREDIT	NET	LT	PC
144	252	252119	5455		CITY OF SANFORD	PV	119426	12/9/2008	10,081.64		10,081.64	AA	P
147	252	252119	5455		CITY OF SANFORD	PV	112063	11/11/2008	17,580.04		17,580.04	AA	P
150	252	252119	5455		CITY OF SANFORD	PV	101325	10/7/2008	31,802.04		31,802.04	AA	P
153	252	252119	5455		CITY OF SANFORD	PV	93546	9/9/2008	21,255.08		21,255.08	AA	P
156	252	252119	5455		CITY OF SANFORD	PV	87383	8/20/2008	14,222.18		14,222.18	AA	P
159	252	252119	5455		CITY OF SANFORD	PV	73231	7/9/2008	14,346.33		14,346.33	AA	P
162	252	252119	5455		CITY OF SANFORD	PV	65991	6/11/2008	16,001.13		16,001.13	AA	P
165	252	252119	5455		CITY OF SANFORD	PV	56336	5/6/2008	8,830.33		8,830.33	AA	P
168	252	252119	5455		CITY OF SANFORD	PV	48715	4/14/2008	7,017.93		7,017.93	AA	P
171	252	252119	5455		CITY OF SANFORD	PV	39056	3/11/2008	10,496.75		10,496.75	AA	P
174	252	252119	5455		CITY OF SANFORD	PV	29002	2/7/2008	9,450.25		9,450.25	AA	P

LINE NO	CO	BU	OBJ	SUB	DESCRIPTION	TY	DOC	DATE	DEBIT	CREDIT	NET	LT	PC
7	252	252101	5455		CITY OF ALTAMONTE SPRINGS	PV	30473	2/12/2008	1,516.80		1,516.80	AA	P
126	252	252111	5455		CITY OF ALTAMONTE SPRINGS	PV	30473	2/12/2008	3,168.67		3,168.67	AA	P
127	252	252111	5455		CITY OF ALTAMONTE SPRINGS	PV	30473	2/12/2008	6,299.06		6,299.06	AA	P
6	252	252101	5455		CITY OF ALTAMONTE SPRINGS	PV	32634	2/20/2008	1,416.46		1,416.46	AA	P
123	252	252111	5455		CITY OF ALTAMONTE SPRINGS	PV	32634	2/20/2008	6,089.87		6,089.87	AA	P
125	252	252111	5455		CITY OF ALTAMONTE SPRINGS	PV	32634	2/20/2008	2,710.36		2,710.36	AA	P
121	252	252111	5455		CITY OF ALTAMONTE SPRINGS	PV	32636	2/20/2008	2,927.87		2,927.87	AA	P
122	252	252111	5455		CITY OF ALTAMONTE SPRINGS	PV	32636	2/20/2008	7,666.06		7,666.06	AA	P
124	252	252111	5455		CITY OF ALTAMONTE SPRINGS	PV	32636	2/20/2008	1,726.85		1,726.85	AA	P
5	252	252101	5455		CITY OF ALTAMONTE SPRINGS	PV	40723	3/17/2008	1,311.62		1,311.62	AA	P
113	252	252111	5455		CITY OF ALTAMONTE SPRINGS	PV	40723	3/17/2008	6,072.31		6,072.31	AA	P
114	252	252111	5455		CITY OF ALTAMONTE SPRINGS	PV	40723	3/17/2008	2,261.57		2,261.57	AA	P
4	252	252101	5455		CITY OF ALTAMONTE SPRINGS	PV	52915	4/28/2008	1,426.78		1,426.78	AA	P
9	252	252105	5455		CITY OF ALTAMONTE SPRINGS	PV	52915	4/28/2008	2,821.88		2,821.88	AA	P
110	252	252111	5455		CITY OF ALTAMONTE SPRINGS	PV	52915	4/28/2008	6,038.32		6,038.32	AA	P
3	252	252101	5455		CITY OF ALTAMONTE SPRINGS	PV	58959	5/19/2008	1,791.74		1,791.74	AA	P
8	252	252105	5455		CITY OF ALTAMONTE SPRINGS	PV	58959	5/19/2008	3,147.76		3,147.76	AA	P
103	252	252111	5455		CITY OF ALTAMONTE SPRINGS	PV	58959	5/19/2008	8,949.64		8,949.64	AA	P
90	252	252111	5455		CITY OF ALTAMONTE SPRINGS	PV	80293	7/30/2008	12,433.77		12,433.77	AA	P
77	252	252111	5455		CITY OF ALTAMONTE SPRINGS	PV	95815	9/17/2008	5,078.07		5,078.07	AA	P
76	252	252111	5455		CITY OF ALTAMONTE SPRINGS	PV	95817	9/17/2008	12,469.94		12,469.94	AA	P
75	252	252111	5455		CITY OF ALTAMONTE SPRINGS	PV	95819	9/17/2008	15,877.83		15,877.83	AA	P
68	252	252111	5455		CITY OF ALTAMONTE SPRINGS	PV	103213	10/13/2008	10,597.37		10,597.37	AA	P
61	252	252111	5455		CITY OF ALTAMONTE SPRINGS	PV	115388	11/24/2008	11,330.67		11,330.67	AA	P
58	252	252111	5455		CITY OF ALTAMONTE SPRINGS	PV	120792	12/15/2008	10,737.49		10,737.49	AA	P
57	252	252111	5455		CITY OF ALTAMONTE SPRINGS	PV	127201	12/31/2008	10,451.21		10,451.21	AA	P
144	252	252119	5455		CITY OF SANFORD	PV	119426	12/9/2008	10,081.64		10,081.64	AA	P
147	252	252119	5455		CITY OF SANFORD	PV	112063	11/11/2008	17,580.04		17,580.04	AA	P
150	252	252119	5455		CITY OF SANFORD	PV	101325	10/7/2008	31,802.04		31,802.04	AA	P
153	252	252119	5455		CITY OF SANFORD	PV	93546	9/9/2008	21,255.08		21,255.08	AA	P
156	252	252119	5455		CITY OF SANFORD	PV	87383	8/20/2008	14,222.18		14,222.18	AA	P
159	252	252119	5455		CITY OF SANFORD	PV	73231	7/9/2008	14,346.33		14,346.33	AA	P
162	252	252119	5455		CITY OF SANFORD	PV	65991	6/11/2008	16,001.13		16,001.13	AA	P
165	252	252119	5455		CITY OF SANFORD	PV	56336	5/8/2008	8,830.33		8,830.33	AA	P
168	252	252119	5455		CITY OF SANFORD	PV	48715	4/14/2008	7,017.93		7,017.93	AA	P
171	252	252119	5455		CITY OF SANFORD	PV	39056	3/11/2008	10,496.75		10,496.75	AA	P
174	252	252119	5455		CITY OF SANFORD	PV	29002	2/7/2008	9,450.25		9,450.25	AA	P
12	252	252107	5455		PASCO COUNTY UTILITY DEPT	PV	117875	12/2/2008	773.31		773.31	AA	P
15	252	252107	5455		PASCO COUNTY UTILITY DEPT	PV	109280	11/3/2008	938.70		938.70	AA	P
24	252	252107	5455		PASCO COUNTY UTILITY DEPT	PV	99171	9/29/2008	856.92		856.92	AA	P
25	252	252107	5455		PASCO COUNTY UTILITY DEPT	PV	91286	9/2/2008	856.92		856.92	AA	P
30	252	252107	5455		PASCO COUNTY UTILITY DEPT	PV	79217	7/28/2008	643.80		643.80	AA	P
31	252	252107	5455		PASCO COUNTY UTILITY DEPT	PV	71657	7/2/2008	732.60		732.60	AA	P
35	252	252107	5455		PASCO COUNTY UTILITY DEPT	PV	63646	6/4/2008	852.48		852.48	AA	P
38	252	252107	5455		PASCO COUNTY UTILITY DEPT	PV	54399	5/2/2008	1,154.40		1,154.40	AA	P
41	252	252107	5455		PASCO COUNTY UTILITY DEPT	PV	46038	4/3/2008	954.60		954.60	AA	P

44	252	252107	5455	PASCO COUNTY UTILITY DEPT	PV	37843	3/6/2008	861.36		861.36	AA	P
47	252	252107	5455	PASCO COUNTY UTILITY DEPT	PV	28704	2/6/2008	1,078.92		1,078.92	AA	P
182	252	252126	5455	PASCO COUNTY UTILITY DEPT	PV	117876	12/2/2008	34,047.99		34,047.99	AA	P
185	252	252126	5455	PASCO COUNTY UTILITY DEPT	PV	109279	11/3/2008	30,780.42		30,780.42	AA	P
194	252	252126	5455	PASCO COUNTY UTILITY DEPT	PV	99172	9/29/2008	23,793.96		23,793.96	AA	P
195	252	252126	5455	PASCO COUNTY UTILITY DEPT	PV	91287	9/2/2008	30,973.44		30,973.44	AA	P
200	252	252126	5455	PASCO COUNTY UTILITY DEPT	PV	79216	7/28/2008	26,480.16		26,480.16	AA	P
201	252	252126	5455	PASCO COUNTY UTILITY DEPT	PV	71656	7/2/2008	25,090.44		25,090.44	AA	P
204	252	252126	5455	PASCO COUNTY UTILITY DEPT	PV	63647	6/4/2008	18,186.24		18,186.24	AA	P
207	252	252126	5455	PASCO COUNTY UTILITY DEPT	PV	54401	5/2/2008	18,186.24		18,186.24	AA	P
210	252	252126	5455	PASCO COUNTY UTILITY DEPT	PV	46039	4/3/2008	15,540.00		15,540.00	AA	P
213	252	252126	5455	PASCO COUNTY UTILITY DEPT	PV	37844	3/6/2008	17,067.36		17,067.36	AA	P
216	252	252126	5455	PASCO COUNTY UTILITY DEPT	PV	28705	2/6/2008	43,813.92		43,813.92	AA	P
2	252	252101	5455	RECLASS BU 252101	JE	257131	6/30/2008		(7,463.40)	(7,463.40)	AA	P
33	252	252107	5455	RECLASS BU 252101	JE	257131	6/30/2008	7,463.40		7,463.40	AA	P
11	252	252107	5455	SE 5 AP ELECTRIC ACCRUAL	JE	258507	12/31/2008	840.36		840.36	AA	P
181	252	252126	5455	SE 5 AP ELECTRIC ACCRUAL	JE	258507	12/31/2008	29,086.29		29,086.29	AA	P
16	252	252107	5455	SE 5 AP ACCRUAL	JE	257766	11/1/2008	938.70		938.70	AA	P
18	252	252107	5455	SE 5 AP ACCRUAL	JE	257763	11/1/2008		(938.70)	(938.70)	AA	P
20	252	252107	5455	SE 5 AP ACCRUAL	JE	257766	10/31/2008		(938.70)	(938.70)	AA	P
21	252	252107	5455	SE 5 AP ACCRUAL	JE	257763	10/31/2008	938.70		938.70	AA	P
186	252	252126	5455	SE 5 AP ACCRUAL	JE	257766	11/1/2008	30,780.42		30,780.42	AA	P
188	252	252126	5455	SE 5 AP ACCRUAL	JE	257763	11/1/2008		(30,780.42)	(30,780.42)	AA	P
189	252	252126	5455	SE 5 AP ACCRUAL	JE	257766	10/31/2008		(30,780.42)	(30,780.42)	AA	P
190	252	252126	5455	SE 5 AP ACCRUAL	JE	257763	10/31/2008	30,780.42		30,780.42	AA	P
17	252	252107	5455	SE05.6A	JE	257737	11/1/2008		(1,800.00)	(1,800.00)	AA	P
19	252	252107	5455	SE05.6A	JE	257737	10/31/2008	1,800.00		1,800.00	AA	P
62	252	252111	5455	SE05.6A	JE	257737	11/1/2008		(3,300.00)	(3,300.00)	AA	P
63	252	252111	5455	SE05.6A	JE	257737	11/1/2008		(11,000.00)	(11,000.00)	AA	P
64	252	252111	5455	SE05.6A	JE	257737	11/1/2008		(1,900.00)	(1,900.00)	AA	P
65	252	252111	5455	SE05.6A	JE	257737	10/31/2008	1,900.00		1,900.00	AA	P
66	252	252111	5455	SE05.6A	JE	257737	10/31/2008	11,000.00		11,000.00	AA	P
67	252	252111	5455	SE05.6A	JE	257737	10/31/2008	3,300.00		3,300.00	AA	P
148	252	252119	5455	SE05.6A	JE	257737	11/1/2008		(44,500.00)	(44,500.00)	AA	P
149	252	252119	5455	SE05.6A	JE	257737	10/31/2008	44,500.00		44,500.00	AA	P
187	252	252126	5455	SE05.6A	JE	257737	11/1/2008		(50,800.00)	(50,800.00)	AA	P
191	252	252126	5455	SE05.6A	JE	257737	10/31/2008	50,800.00		50,800.00	AA	P
32	252	252107	5455	SE05.6A PURCH SEWER EXP	JE	255358	7/1/2008		(1,700.00)	(1,700.00)	AA	P
34	252	252107	5455	SE05.6A PURCH SEWER EXP	JE	255358	6/30/2008	1,700.00		1,700.00	AA	P
39	252	252107	5455	SE05.6A PURCH SEWER EXP	JE	249449	5/1/2008		(2,000.00)	(2,000.00)	AA	P
40	252	252107	5455	SE05.6A PURCH SEWER EXP	JE	249449	4/30/2008	2,000.00		2,000.00	AA	P
91	252	252111	5455	SE05.6A PURCH SEWER EXP	JE	255358	7/1/2008		(18,200.00)	(18,200.00)	AA	P
92	252	252111	5455	SE05.6A PURCH SEWER EXP	JE	255358	7/1/2008		(6,400.00)	(6,400.00)	AA	P
93	252	252111	5455	SE05.6A PURCH SEWER EXP	JE	255358	7/1/2008		(3,600.00)	(3,600.00)	AA	P
94	252	252111	5455	SE05.6A PURCH SEWER EXP	JE	255358	6/30/2008	6,400.00		6,400.00	AA	P
95	252	252111	5455	SE05.6A PURCH SEWER EXP	JE	255358	6/30/2008	18,200.00		18,200.00	AA	P
96	252	252111	5455	SE05.6A PURCH SEWER EXP	JE	255358	6/30/2008	3,600.00		3,600.00	AA	P

104	252	252111	5455	SE05.6A PURCH SEWER EXP	JE	249449	5/1/2008		(2,800.00)	(2,800.00)	AA	P
105	252	252111	5455	SE05.6A PURCH SEWER EXP	JE	249449	5/1/2008		(1,400.00)	(1,400.00)	AA	P
106	252	252111	5455	SE05.6A PURCH SEWER EXP	JE	249449	5/1/2008		(6,000.00)	(6,000.00)	AA	P
107	252	252111	5455	SE05.6A PURCH SEWER EXP	JE	249449	4/30/2008	1,400.00		1,400.00	AA	P
108	252	252111	5455	SE05.6A PURCH SEWER EXP	JE	249449	4/30/2008	2,800.00		2,800.00	AA	P
109	252	252111	5455	SE05.6A PURCH SEWER EXP	JE	249449	4/30/2008	6,000.00		6,000.00	AA	P
160	252	252119	5455	SE05.6A PURCH SEWER EXP	JE	255358	7/1/2008		(20,300.00)	(20,300.00)	AA	P
161	252	252119	5455	SE05.6A PURCH SEWER EXP	JE	255358	6/30/2008	20,300.00		20,300.00	AA	P
166	252	252119	5455	SE05.6A PURCH SEWER EXP	JE	249449	5/1/2008		(9,600.00)	(9,600.00)	AA	P
167	252	252119	5455	SE05.6A PURCH SEWER EXP	JE	249449	4/30/2008	9,600.00		9,600.00	AA	P
202	252	252126	5455	SE05.6A PURCH SEWER EXP	JE	255358	7/1/2008		(36,400.00)	(36,400.00)	AA	P
203	252	252126	5455	SE05.6A PURCH SEWER EXP	JE	255358	6/30/2008	36,400.00		36,400.00	AA	P
208	252	252126	5455	SE05.6A PURCH SEWER EXP	JE	249449	5/1/2008		(32,100.00)	(32,100.00)	AA	P
209	252	252126	5455	SE05.6A PURCH SEWER EXP	JE	249449	4/30/2008	32,100.00		32,100.00	AA	P
42	252	252107	5455	SE05.6A PURCH SWR EXP	JE	249175	4/1/2008		(700.00)	(700.00)	AA	P
43	252	252107	5455	SE05.6A PURCH SWR EXP	JE	249175	3/31/2008	700.00		700.00	AA	P
111	252	252111	5455	SE05.6A PURCH SWR EXP	JE	249175	4/1/2008		(4,700.00)	(4,700.00)	AA	P
112	252	252111	5455	SE05.6A PURCH SWR EXP	JE	249175	3/31/2008	4,700.00		4,700.00	AA	P
169	252	252119	5455	SE05.6A PURCH SWR EXP	JE	249175	4/1/2008		(14,300.00)	(14,300.00)	AA	P
170	252	252119	5455	SE05.6A PURCH SWR EXP	JE	249175	3/31/2008	14,300.00		14,300.00	AA	P
211	252	252126	5455	SE05.6A PURCH SWR EXP	JE	249175	4/1/2008		(34,700.00)	(34,700.00)	AA	P
212	252	252126	5455	SE05.6A PURCH SWR EXP	JE	249175	3/31/2008	34,700.00		34,700.00	AA	P
48	252	252107	5455	SE05.6A PURCH SWR EXP ACCRUAL	JE	247903	2/1/2008		(2,500.00)	(2,500.00)	AA	P
53	252	252107	5455	SE05.6A PURCH SWR EXP ACCRUAL	JE	247903	1/31/2008	2,500.00		2,500.00	AA	P
128	252	252111	5455	SE05.6A PURCH SWR EXP ACCRUAL	JE	247903	2/1/2008		(8,300.00)	(8,300.00)	AA	P
129	252	252111	5455	SE05.6A PURCH SWR EXP ACCRUAL	JE	247903	2/1/2008		(16,000.00)	(16,000.00)	AA	P
130	252	252111	5455	SE05.6A PURCH SWR EXP ACCRUAL	JE	247903	2/1/2008		(50,300.00)	(50,300.00)	AA	P
131	252	252111	5455	SE05.6A PURCH SWR EXP ACCRUAL	JE	247903	1/31/2008	50,300.00		50,300.00	AA	P
132	252	252111	5455	SE05.6A PURCH SWR EXP ACCRUAL	JE	247903	1/31/2008	8,300.00		8,300.00	AA	P
133	252	252111	5455	SE05.6A PURCH SWR EXP ACCRUAL	JE	247903	1/31/2008	16,000.00		16,000.00	AA	P
175	252	252119	5455	SE05.6A PURCH SWR EXP ACCRUAL	JE	247903	2/1/2008		(15,200.00)	(15,200.00)	AA	P
176	252	252119	5455	SE05.6A PURCH SWR EXP ACCRUAL	JE	247903	1/31/2008	15,200.00		15,200.00	AA	P
219	252	252126	5455	SE05.6A PURCH SWR EXP ACCRUAL	JE	247903	2/1/2008		(41,400.00)	(41,400.00)	AA	P
222	252	252126	5455	SE05.6A PURCH SWR EXP ACCRUAL	JE	247903	1/31/2008	41,400.00		41,400.00	AA	P
55	252	252107	5455	SE05.6A PURCHASED SEWER EXP	JE	200635	1/1/2008	1,300.00		1,300.00	AA	P
56	252	252107	5455	SE05.6A PURCHASED SEWER EXP	JE	200635	1/1/2008		(1,300.00)	(1,300.00)	AA	P
134	252	252111	5455	SE05.6A PURCHASED SEWER EXP	JE	200635	1/1/2008	29,900.00		29,900.00	AA	P
135	252	252111	5455	SE05.6A PURCHASED SEWER EXP	JE	200635	1/1/2008		(29,900.00)	(29,900.00)	AA	P
136	252	252111	5455	SE05.6A PURCHASED SEWER EXP	JE	200635	1/1/2008		(4,900.00)	(4,900.00)	AA	P
138	252	252111	5455	SE05.6A PURCHASED SEWER EXP	JE	200635	1/1/2008	9,500.00		9,500.00	AA	P
140	252	252111	5455	SE05.6A PURCHASED SEWER EXP	JE	200635	1/1/2008	4,900.00		4,900.00	AA	P
141	252	252111	5455	SE05.6A PURCHASED SEWER EXP	JE	200635	1/1/2008		(9,500.00)	(9,500.00)	AA	P
178	252	252119	5455	SE05.6A PURCHASED SEWER EXP	JE	200635	1/1/2008		(12,600.00)	(12,600.00)	AA	P
179	252	252119	5455	SE05.6A PURCHASED SEWER EXP	JE	200635	1/1/2008	12,600.00		12,600.00	AA	P
224	252	252126	5455	SE05.6A PURCHASED SEWER EXP	JE	200635	1/1/2008	20,200.00		20,200.00	AA	P
225	252	252126	5455	SE05.6A PURCHASED SEWER EXP	JE	200635	1/1/2008		(20,200.00)	(20,200.00)	AA	P
36	252	252107	5455	SE05.6A PURSWR.EXT 0508	JE	249874	6/1/2008		(2,200.00)	(2,200.00)	AA	P

37	252	252107	5455	SE05.6A PURSWR.EXT 0508	JE	249874	5/31/2008	2,200.00		2,200.00	AA	P
97	252	252111	5455	SE05.6A PURSWR.EXT 0508	JE	249874	6/1/2008		(1,900.00)	(1,900.00)	AA	P
98	252	252111	5455	SE05.6A PURSWR.EXT 0508	JE	249874	6/1/2008		(3,300.00)	(3,300.00)	AA	P
99	252	252111	5455	SE05.6A PURSWR.EXT 0508	JE	249874	6/1/2008		(9,200.00)	(9,200.00)	AA	P
100	252	252111	5455	SE05.6A PURSWR.EXT 0508	JE	249874	5/31/2008	9,200.00		9,200.00	AA	P
101	252	252111	5455	SE05.6A PURSWR.EXT 0508	JE	249874	5/31/2008	1,900.00		1,900.00	AA	P
102	252	252111	5455	SE05.6A PURSWR.EXT 0508	JE	249874	5/31/2008	3,300.00		3,300.00	AA	P
163	252	252119	5455	SE05.6A PURSWR.EXT 0508	JE	249874	6/1/2008		(11,500.00)	(11,500.00)	AA	P
164	252	252119	5455	SE05.6A PURSWR.EXT 0508	JE	249874	5/31/2008	11,500.00		11,500.00	AA	P
205	252	252126	5455	SE05.6A PURSWR.EXT 0508	JE	249874	6/1/2008		(37,000.00)	(37,000.00)	AA	P
206	252	252126	5455	SE05.6A PURSWR.EXT 0508	JE	249874	5/31/2008	37,000.00		37,000.00	AA	P
54	252	252107	5455	SE05.A PURCH SEWER EXP 123107	JE	247561	1/1/2008		(1,900.00)	(1,900.00)	AA	P
137	252	252111	5455	SE05.A PURCH SEWER EXP 123107	JE	247561	1/1/2008		(12,800.00)	(12,800.00)	AA	P
139	252	252111	5455	SE05.A PURCH SEWER EXP 123107	JE	247561	1/1/2008		(6,600.00)	(6,600.00)	AA	P
142	252	252111	5455	SE05.A PURCH SEWER EXP 123107	JE	247561	1/1/2008		(40,100.00)	(40,100.00)	AA	P
177	252	252119	5455	SE05.A PURCH SEWER EXP 123107	JE	247561	1/1/2008		(3,700.00)	(3,700.00)	AA	P
223	252	252126	5455	SE05.A PURCH SEWER EXP 123107	JE	247561	1/1/2008		(20,400.00)	(20,400.00)	AA	P
49	252	252107	5455	SE5 A/P ACCRUAL	JE	248246	2/1/2008	1,078.92		1,078.92	AA	P
52	252	252107	5455	SE5 A/P ACCRUAL	JE	248246	1/31/2008		(1,078.92)	(1,078.92)	AA	P
218	252	252126	5455	SE5 A/P ACCRUAL	JE	248246	2/1/2008	43,813.92		43,813.92	AA	P
220	252	252126	5455	SE5 A/P ACCRUAL	JE	248246	1/31/2008		(43,813.92)	(43,813.92)	AA	P
50	252	252107	5455	SE5 AP ACCRUAL	JE	247886	2/1/2008		(1,078.92)	(1,078.92)	AA	P
51	252	252107	5455	SE5 AP ACCRUAL	JE	247886	1/31/2008	1,078.92		1,078.92	AA	P
217	252	252126	5455	SE5 AP ACCRUAL	JE	247886	2/1/2008		(43,813.92)	(43,813.92)	AA	P
221	252	252126	5455	SE5 AP ACCRUAL	JE	247886	1/31/2008	43,813.92		43,813.92	AA	P
26	252	252107	5455	SE5. PURSWR.EXP 08/08	JE	256855	9/1/2008		(1,300.00)	(1,300.00)	AA	P
27	252	252107	5455	SE5. PURSWR.EXP 08/08	JE	256855	8/31/2008	1,300.00		1,300.00	AA	P
78	252	252111	5455	SE5. PURSWR.EXP 08/08	JE	256855	9/1/2008		(38,100.00)	(38,100.00)	AA	P
79	252	252111	5455	SE5. PURSWR.EXP 08/08	JE	256855	9/1/2008		(5,500.00)	(5,500.00)	AA	P
80	252	252111	5455	SE5. PURSWR.EXP 08/08	JE	256855	9/1/2008		(9,700.00)	(9,700.00)	AA	P
81	252	252111	5455	SE5. PURSWR.EXP 08/08	JE	256855	8/31/2008	9,700.00		9,700.00	AA	P
82	252	252111	5455	SE5. PURSWR.EXP 08/08	JE	256855	8/31/2008	5,500.00		5,500.00	AA	P
83	252	252111	5455	SE5. PURSWR.EXP 08/08	JE	256855	8/31/2008	38,100.00		38,100.00	AA	P
154	252	252119	5455	SE5. PURSWR.EXP 08/08	JE	256855	9/1/2008		(18,500.00)	(18,500.00)	AA	P
155	252	252119	5455	SE5. PURSWR.EXP 08/08	JE	256855	8/31/2008	18,500.00		18,500.00	AA	P
196	252	252126	5455	SE5. PURSWR.EXP 08/08	JE	256855	9/1/2008		(53,000.00)	(53,000.00)	AA	P
197	252	252126	5455	SE5. PURSWR.EXP 08/08	JE	256855	8/31/2008	53,000.00		53,000.00	AA	P
45	252	252107	5455	SE5.PURSWR.EXP 02/08	JE	249007	3/1/2008		(2,200.00)	(2,200.00)	AA	P
46	252	252107	5455	SE5.PURSWR.EXP 02/08	JE	249007	2/29/2008	2,200.00		2,200.00	AA	P
115	252	252111	5455	SE5.PURSWR.EXP 02/08	JE	249007	3/1/2008		(4,700.00)	(4,700.00)	AA	P
116	252	252111	5455	SE5.PURSWR.EXP 02/08	JE	249007	3/1/2008				AA	P
117	252	252111	5455	SE5.PURSWR.EXP 02/08	JE	249007	3/1/2008				AA	P
118	252	252111	5455	SE5.PURSWR.EXP 02/08	JE	249007	2/29/2008	4,700.00		4,700.00	AA	P
119	252	252111	5455	SE5.PURSWR.EXP 02/08	JE	249007	2/29/2008				AA	P
120	252	252111	5455	SE5.PURSWR.EXP 02/08	JE	249007	2/29/2008				AA	P
172	252	252119	5455	SE5.PURSWR.EXP 02/08	JE	249007	3/1/2008		(11,300.00)	(11,300.00)	AA	P
173	252	252119	5455	SE5.PURSWR.EXP 02/08	JE	249007	2/29/2008	11,300.00		11,300.00	AA	P

214	252	252126	5455	SE5.PURSWR.EXP 02/08	JE	249007	3/1/2008		(87,600.00)	(87,600.00)	AA	P
215	252	252126	5455	SE5.PURSWR.EXP 02/08	JE	249007	2/29/2008	87,600.00		87,600.00	AA	P
28	252	252107	5455	SE5.PURSWR.EXP 07/08	JE	256057	8/1/2008		(600.00)	(600.00)	AA	P
29	252	252107	5455	SE5.PURSWR.EXP 07/08	JE	256057	7/31/2008	600.00		600.00	AA	P
84	252	252111	5455	SE5.PURSWR.EXP 07/08	JE	256057	8/1/2008		(25,300.00)	(25,300.00)	AA	P
85	252	252111	5455	SE5.PURSWR.EXP 07/08	JE	256057	8/1/2008		(6,400.00)	(6,400.00)	AA	P
86	252	252111	5455	SE5.PURSWR.EXP 07/08	JE	256057	8/1/2008		(3,600.00)	(3,600.00)	AA	P
87	252	252111	5455	SE5.PURSWR.EXP 07/08	JE	256057	7/31/2008	3,600.00		3,600.00	AA	P
88	252	252111	5455	SE5.PURSWR.EXP 07/08	JE	256057	7/31/2008	6,400.00		6,400.00	AA	P
89	252	252111	5455	SE5.PURSWR.EXP 07/08	JE	256057	7/31/2008	25,300.00		25,300.00	AA	P
157	252	252119	5455	SE5.PURSWR.EXP 07/08	JE	256057	8/1/2008		(19,600.00)	(19,600.00)	AA	P
158	252	252119	5455	SE5.PURSWR.EXP 07/08	JE	256057	7/31/2008	19,600.00		19,600.00	AA	P
198	252	252126	5455	SE5.PURSWR.EXP 07/08	JE	256057	8/1/2008		(25,600.00)	(25,600.00)	AA	P
199	252	252126	5455	SE5.PURSWR.EXP 07/08	JE	256057	7/31/2008	25,600.00		25,600.00	AA	P
13	252	252107	5455	SE5.PURSWR.EXP 11/08	JE	258161	12/1/2008		(1,900.00)	(1,900.00)	AA	P
14	252	252107	5455	SE5.PURSWR.EXP 11/08	JE	258161	11/30/2008	1,900.00		1,900.00	AA	P
59	252	252111	5455	SE5.PURSWR.EXP 11/08	JE	258161	12/1/2008		(11,300.00)	(11,300.00)	AA	P
60	252	252111	5455	SE5.PURSWR.EXP 11/08	JE	258161	11/30/2008	11,300.00		11,300.00	AA	P
145	252	252119	5455	SE5.PURSWR.EXP 11/08	JE	258161	12/1/2008		(18,800.00)	(18,800.00)	AA	P
146	252	252119	5455	SE5.PURSWR.EXP 11/08	JE	258161	11/30/2008	18,800.00		18,800.00	AA	P
183	252	252126	5455	SE5.PURSWR.EXP 11/08	JE	258161	12/1/2008		(61,600.00)	(61,600.00)	AA	P
184	252	252126	5455	SE5.PURSWR.EXP 11/08	JE	258161	11/30/2008	61,600.00		61,600.00	AA	P
10	252	252107	5455	SE5.PURSWR.EXP 12/08	JE	258468	12/31/2008	1,500.00		1,500.00	AA	P
143	252	252119	5455	SE5.PURSWR.EXP 12/08	JE	258468	12/31/2008	13,800.00		13,800.00	AA	P
180	252	252126	5455	SE5.PURSWR.EXP 12/08	JE	258468	12/31/2008	65,800.00		65,800.00	AA	P
22	252	252107	5455	SE5.PURSWR.EXP.0908	JE	257425	10/1/2008		(900.00)	(900.00)	AA	P
23	252	252107	5455	SE5.PURSWR.EXP.0908	JE	257425	9/30/2008	900.00		900.00	AA	P
69	252	252111	5455	SE5.PURSWR.EXP.0908	JE	257425	10/1/2008		(3,100.00)	(3,100.00)	AA	P
70	252	252111	5455	SE5.PURSWR.EXP.0908	JE	257425	10/1/2008		(15,900.00)	(15,900.00)	AA	P
71	252	252111	5455	SE5.PURSWR.EXP.0908	JE	257425	10/1/2008		(1,800.00)	(1,800.00)	AA	P
72	252	252111	5455	SE5.PURSWR.EXP.0908	JE	257425	9/30/2008	1,800.00		1,800.00	AA	P
73	252	252111	5455	SE5.PURSWR.EXP.0908	JE	257425	9/30/2008	3,100.00		3,100.00	AA	P
74	252	252111	5455	SE5.PURSWR.EXP.0908	JE	257425	9/30/2008	15,900.00		15,900.00	AA	P
151	252	252119	5455	SE5.PURSWR.EXP.0908	JE	257425	10/1/2008		(24,100.00)	(24,100.00)	AA	P
152	252	252119	5455	SE5.PURSWR.EXP.0908	JE	257425	9/30/2008	24,100.00		24,100.00	AA	P
192	252	252126	5455	SE5.PURSWR.EXP.0908	JE	257425	10/1/2008		(26,200.00)	(26,200.00)	AA	P
193	252	252126	5455	SE5.PURSWR.EXP.0908	JE	257425	9/30/2008	26,200.00		26,200.00	AA	P

## City of Sanford Charges

Utilities, Inc. of Florida  
 Staff's First Data Request  
 Item 11

Read Date	Base Charge	Consumption Charge per 1000 gallons)	Consumption (000's) gallons	Consumption Charge	Total Amt Billed
12/21/2007	9.00	4.55	2450	11,147.50	11,156.50 *
1/24/2008	9.00	4.55	2075	9,441.25	9,450.25 *
2/19/2008	9.00	4.55	2305	10,487.75	10,496.75 *
3/20/2008	9.65	4.93	1423	7,008.28	7,017.93 *
4/22/2008	9.65	4.93	1791	8,820.68	8,830.33 *
5/23/2008	9.65	4.93	3247	15,991.48	16,001.13 *
6/20/2008	9.65	4.93	2911	14,336.68	14,346.33 *
7/23/2008	772.00	4.93	2731	13,450.18	14,222.18 *
8/27/2008	772.00	4.93	4159	20,483.08	21,255.08 *
9/19/2008	815.24	5.20	5959	30,986.80	31,802.04 *
10/29/2008	815.24	5.20	3224	16,764.80	17,580.04 *
11/20/2008	815.24	5.20	1782	9,266.40	10,081.64 *
12/18/2009	937.52	5.98	1966	11,746.85	12,684.37
1/19/2010	937.53	5.98	2081	12,433.98	13,371.51

\* Item is part of the test year.

Windows Explorer window showing the contents of a DVD RW Drive (D:) folder named "Supporting Docs - Response to Staff's First Data Request".

Address bar: << DVD RW Drive (D:) 100727\_1554 >> Supporting Docs - Response to Staff's First Data Request >>

Organize > Burn to disc

Left sidebar (Navigation pane):

- Favorites
  - Desktop
  - Division Docume
  - Division Presenta
  - Division Spreadst
  - Downloads
  - Recent Places
  - Word Favorites
- Libraries
  - Documents
  - Microfilm Project
  - Music
  - Pictures
  - Videos
- Computer
  - Local Disk (C:)
  - DVD RW Drive (D:)
  - Supporting Doc
  - ssenko (\\fp2\hoi
  - WP (\\FP1\DATA
  - filings (\\fp3) (L:)
  - HG (\\FP1\DATA
  - DB (\\FP1\DATA
  - 123 (\\FP1\DATA
  - DATA (\\FP1) (S:)
  - transfer (\\fp1\da
  - FP26DOS (\\fp1\l
  - Bat (\\fp1\data\P
  - Public (\\fp1\Dat
- Network

Main pane: Files Currently on the Disc (12)

Name	Date modified	Type	Size
Item 01	7/27/2010 3:28 PM	File folder	
Item 02	7/27/2010 3:28 PM	File folder	
Item 03	7/27/2010 3:28 PM	File folder	
Item 04	7/27/2010 3:29 PM	File folder	
Item 05	7/27/2010 3:30 PM	File folder	
Item 06	7/27/2010 3:34 PM	File folder	
Item 07	7/27/2010 3:35 PM	File folder	
Item 08	7/27/2010 3:41 PM	File folder	
Item 09	7/27/2010 3:42 PM	File folder	
Item 10	7/27/2010 3:42 PM	File folder	
Item 11	7/27/2010 3:43 PM	File folder	
Item 16	7/27/2010 3:43 PM	File folder	

Windows Explorer window showing the contents of a folder named "Supporting Docs - Response to Staff's First Data Request" - Item 16.

Address bar: << Supporting Docs - Response to Staff's First Data Request >> Item 16 >>

Organize > Burn to disc

Left sidebar (Navigation pane):

- Favorites
  - Desktop
  - Division Docu
  - Division Prese
  - Division Sprea
  - Downloads
  - Recent Places
  - Word Favorite
- Libraries
  - Documents
  - Microfilm Pro
  - Music
  - Pictures
  - Videos
- Computer
  - Local Disk (C:)
  - DVD RW Drive
  - Supporting l
  - Item 01
  - Item 02
  - Item 03
  - Item 04
  - Item 05
  - Item 06
  - Item 07
  - Item 08
  - Item 09
  - Item 10
  - Item 11
  - Item 16
  - ssenko (\\fp2)
  - WP (\\FP1\DA
  - filings (\\fp3)
  - HG (\\FP1\DA
  - DB (\\FP1\DA
  - 123 (\\FP1\DA
  - DATA (\\FP1)
  - transfer (\\fp1

Main pane: Files Currently on the Disc (2)

Name	Date modified	Type	Size
UIF - Transportation Breakdown.pdf	7/27/2010 3:43 PM	PDF File	66 KB
UIF - Transportation Breakdown.xlsx	6/11/2010 4:18 PM	Microsoft Excel W...	14 KB

Item 16 Date modified: 7/27/2010 3:43 PM  
File folder

2 items



Utilities, Inc. of Florida

Docket No. 090462-WS

Schedule of Transportation Expense in Schedules B-5/B-6

Account	Marion		Orange		Pinellas		Pasco		Seminole		Total UIF
	<u>W</u>	<u>WW</u>	<u>W</u>	<u>WW</u>	<u>W</u>	<u>WW</u>	<u>W</u>	<u>WW</u>	<u>W</u>	<u>WW</u>	<u>W &amp; WW</u>
<b>Fuel</b>	<b>3,280</b>	<b>486</b>	<b>1,571</b>	<b>N/A</b>	<b>3,873</b>	<b>N/A</b>	<b>17,540</b>	<b>6,898</b>	<b>13,523</b>	<b>7,225</b>	<b>54,396</b>
Auto Repairs/Tires	839	124	496	N/A	1,168	N/A	4,810	1,891	4,365	2,332	16,025
Auto License	7	1	4	N/A	10	N/A	42	16	51	28	159
Other Transportation Expenses	15	2	9	N/A	23	N/A	83	33	74	39	278
Total Amount in Schedule B-5/B-6	4,141	613	2,080	N/A	5,074	N/A	22,475	8,838	18,013	9,624	70,858