



AT&T Florida
150 South Monroe Street
Suite 400
Tallahassee, FL 32301

T: 850.577.5555
F: 850.222.8640
www.att.com

June 29, 2010

Mrs. Ann Cole
Director, Division of the Commission
Clerk and Administrative Services
Florida Public Service Commission
2540 Shumard Oak Boulevard
Tallahassee, Florida 32399

RECEIVED FPSC
10 JUL -7 PM 1:58
COMMISSION
CLERK

RE: 100141-TP: Request for approval of interconnection, unbundling, resale, and collocation agreement between BellSouth Telecommunications, Inc. d/b/a AT&T Florida d/b/a AT&T Southeast and American Fiber Systems, Inc.

Dear Mrs. Cole:

On March 24, 2010, BellSouth Telecommunications, Inc. d/b/a AT&T Florida d/b/a AT&T Southeast and American Fiber Systems, Inc. filed an interconnection, unbundling, resale, and collocation agreement for Florida Public Service Commission approval. The subject of the cover letter of the filing was styled as referenced above. Please use this letter to correctly style the submittal and Docket title as "Approval of interconnection, unbundling, resale and collocation agreement with six amendments pursuant to Sections 251 and 252 of the Telecommunications Act of 1996."

I would appreciate your assistance in correcting the filing and record in question.

Very truly yours,

Jerry Hendrix
Regulatory vice President

- COM _____
- APA _____
- ECR _____
- GCL _____
- RAD** _____
- SSC _____
- ADM _____
- OPC _____
- CLK _____

100141-TP
5537 JUL-7 e
FPSC-COMMISSION CLERK

**Amendment
To the
Interconnection Agreement
Between
American Fiber Systems, Inc.
and
BellSouth Telecommunications, Inc.
Dated December 7, 2002**

Pursuant to this Amendment, (the "Amendment"), American Fiber Systems, Inc. (AFS), and BellSouth Telecommunications, Inc. ("BellSouth"), hereinafter referred to collectively as the "Parties," hereby agree to amend that certain Interconnection Agreement between the Parties dated December 7, 2002 ("Agreement") to be effective upon the date of the last signature executing the Amendment.

WHEREAS, BellSouth and AFS entered into the Agreement on December 7, 2002, and;


WHEREAS, BellSouth and AFS are amending the Agreement to modify Local Number Portability (LNP) recovery charge pursuant to the Order in the matter of the Telephone Number Portability BellSouth Corporation Petition for Declaratory Ruling and/or Waiver, CC Docket No. 95-116, released April 13, 2004;

NOW, THEREFORE, in consideration of the mutual provisions contained herein and other good and valuable consideration, the receipt and sufficiency of which are hereby acknowledged, the Parties hereby covenant and agree as follows:


1. The Parties agree to delete in their entirety all rate elements and USOCs identified as "Local Number Portability charges" in Exhibit B of Attachment 2, as specified by the following USOCs: LNPCX, LNPCP, LNPCN, and LNPCC.
2. The Parties agree to add the following language to Section 4 as Section 4.1.1 of Attachment 2 and Section 5 as Section 5.6.3 of Attachment 2:
 - In addition to other charges specified in this Agreement for Local Number Portability AFS shall pay to BellSouth the Local Number Portability charges as set forth in Section 13 of the BellSouth FCC No. 1 Tariff;
3. All of the other provisions of the Agreement dated December 7, 2002 shall remain unchanged and in full force and effect.
4. Either or both of the Parties are authorized to submit this Amendment to the respective state regulatory authorities for approval subject to Section 252(e) of the Federal Telecommunications Act of 1996.

IN WITNESS WHEREOF, the Parties have executed this Agreement the day and year written below.

BellSouth Telecommunications, Inc.

By: 
Name: Kristen E. Rowe
Title: Director
Date: 9/7/04

American Fiber Systems, Inc.

By: 
Name: Bruce T. Frankiewicz
Title: VP of Legal & Regulatory Affairs
Date: 9/1/04

**Amendment to the Agreement
Between
American Fiber Systems, Inc.
and
BellSouth Telecommunications, Inc.
Dated December 7, 2002**

Pursuant to this Amendment, (the "Amendment"), American Fiber Systems, Inc. (AFS), and BellSouth Telecommunications, Inc. (BellSouth), hereinafter referred to collectively as the "Parties," hereby agree to amend that certain Interconnection Agreement between the Parties dated December 7, 2002 (Agreement) to be effective 30 days after the date of the last signature executing the Amendment.

WHEREAS, BellSouth and AFS entered into the Agreement on December 7, 2002, and;

WHEREAS, both Parties agree that an initial New Installation of a 2-Wire Port/Loop Combination- Residence line provisioned at a Location where QuickServe is available on the line shall incur a QuickServe NonRecurring Charge (NRC) at the NRC Currently Combined Conversion Rate set forth in the Agreement and that any initial New Installation of a 2-Wire Port/Loop Combination - Residence line provisioned at a location where QuickServe is not available, shall incur the Not Currently Combined NRC, First and Additional rates set forth in the Agreement;

NOW THEREFORE, in consideration of the mutual provisions contained herein and other good and valuable consideration, the receipt and sufficiency of which are hereby acknowledged, the Parties hereby covenant and agree as follows:

1. The Parties agree to incorporate into Attachment 2 of the Agreement the rates and USOCs as set forth in Exhibit 1 of this Amendment attached hereto and incorporated herein by this reference.
2. All of the other provisions of the Agreement, dated December 7, 2002, shall remain in full force and effect.
3. Either or both of the Parties are authorized to submit this Amendment to the respective state regulatory authorities for approval subject to Section 252(e) of the Federal Telecommunications Act of 1996.

Version: QuickServe Amendment – Standard ICA
10/06/04

Signature Page

IN WITNESS WHEREOF, the Parties have executed this Amendment the day and year written below.

BellSouth Telecommunications, Inc.

American Fiber Systems, Inc.

By: 

By: 

Name: Kristen Rowe

Name: Bruce T. Frankiewicz

Title: Director

Title: Vp of legal: Regulatory

Date: 12/9/04

Date: 12/1/04

Version: QuickServe Amendment – Standard ICA
09/29/04

[CCCS Amendment 2 of 8]

UNBUNDLED NETWORK ELEMENTS - Florida																
CATEGORY	RATE ELEMENTS	Interim	Zone	BCS	USOC	RATES (\$)	Svc Order Submitted Elec per LSR	Svc Order Submitted Manually per LSR	Attachment: 2		Exhibit: A					
									Incremental Charge - Manual Svc Order vs. Electronic-1st	Incremental Charge - Manual Svc Order vs. Electronic-Add'l	Incremental Charge - Manual Svc Order vs. Electronic-Disc 1st	Incremental Charge - Manual Svc Order vs. Electronic-Disc Add'l				
						Rec	Nonrecurring		Nonrecurring Disconnect		OSS Rates (\$)					
							First	Add'l	First	Add'l	SOMEK	SOMAN	SOMAN	SOMAN	SOMAN	SOMAN
UNBUNDLED PORT/LOOP COMBINATIONS - COST BASED RATES																
NONRECURRING CHARGES (NRCs) - CURRENTLY COMBINED																
	2-Wire Voice Grade Loop / Line Port Platform - Installation Charge at QuickService location - Not Conversion of Existing Service			UEPRX	URECC	0.102										

UNBUNDLED NETWORK ELEMENTS - North Carolina															
CATEGORY	RATE ELEMENTS	Interim	Zone	BCS	USOC	RATES (\$)				Svc Order Submitted Elec per LSR	Svc Order Submitted Manually per LSR	Attachment: 2		Exhibit: A	
						Rec	Nonrecurring		Nonrecurring Disconnect			Incremental Charge - Manual Svc Order vs. Electronic-1st	Incremental Charge - Manual Svc Order vs. Electronic-Add'l	Incremental Charge - Manual Svc Order vs. Electronic-Disc 1st	Incremental Charge - Manual Svc Order vs. Electronic-Disc Add'l
						First	Add'l	First	Add'l	SOME C	SOMAN	SOMAN	SOMAN	SOMAN	SOMAN
UNBUNDLED PORT/LOOP COMBINATIONS - COST BASED RATES															
NONRECURRING CHARGES (NRCs) - CURRENTLY COMBINED															
	2-Wire Voice Grade Loop / Line Port Platform - Installation Charge at QuickService location - Not Conversion of Existing Service			UEPRX	URECC		2.77								

UNBUNDLED NETWORK ELEMENTS - Tennessee																
CATEGORY	RATE ELEMENTS	Interim	Zone	BCS	USOC	RATES (\$)				Svc Order Submitted Elec per LSR	Svc Order Submitted Manually per LSR	Attachment: 2		Exhibit: A		
						Rec	Nonrecurring First	Add'l	Nonrecurring First			Disconnect Add'l	Incremental Charge - Manual Svc Order vs. Electronic-1st	Incremental Charge - Manual Svc Order vs. Electronic-Add'l	Incremental Charge - Manual Svc Order vs. Electronic-Disc 1st	Incremental Charge - Manual Svc Order vs. Electronic-Disc Add'l
											OSS Rates (\$)					
											SOME C	SOMAN	SOMAN	SOMAN	SOMAN	SOMAN
UNBUNDLED PORT/LOOP COMBINATIONS - COST BASED RATES																
NONRECURRING CHARGES (NRCs) - CURRENTLY COMBINED																
	2-Wire Voice Grade Loop / Line Port Platform - Installation Charge at QuickService location - Not Conversion of Existing Service			UEPRX	URECC		1.03				15.69					

UNBUNDLED NETWORK ELEMENTS - Florida										Attachment: 2		Exhibit: A				
CATEGORY	RATE ELEMENTS	Interim	Zone	BCS	USOC	RATES (\$)	Svc Order Submitted Elec per LSR	Svc Order Submitted Manually per LSR	Incremental Charge - Manual Svc Order vs. Electronic-1st	Incremental Charge - Manual Svc Order vs. Electronic-Add'l	Incremental Charge - Manual Svc Order vs. Electronic-Disc 1st	Incremental Charge - Manual Svc Order vs. Electronic-Disc Add'l				
													Rec	Nonrecurring		Nonrecurring Disconnect
							First	Add'l	First	Add'l	SOME C	SOMAN	SOMAN	SOMAN	SOMAN	SOMAN
UNBUNDLED PORT/LOOP COMBINATIONS - MARKET RATES																
NONRECURRING CHARGES (NRCs) - CURRENTLY COMBINED																
	2-Wire Voice Grade Loop / Line Port Platform - Installation Charge at QuickService location - Not Conversion of Existing Service			UEPRX	URECC	41.50										

UNBUNDLED NETWORK ELEMENTS - North Carolina															
CATEGORY	RATE ELEMENTS	Interim	Zone	BCS	USOC	RATES (\$)				Svc Order Submitted Elec per LSR	Svc Order Submitted Manually per LSR	Attachment: 2		Exhibit: A	
						Nonrecurring First	Nonrecurring Add'l	Nonrecurring Disconnect First	Nonrecurring Disconnect Add'l			Incremental Charge - Manual Svc Order vs. Electronic-1st	Incremental Charge - Manual Svc Order vs. Electronic-Add'l	Incremental Charge - Manual Svc Order vs. Electronic-Disc 1st	Incremental Charge - Manual Svc Order vs. Electronic-Disc Add'l
OSS Rates (\$)															
UNBUNDLED PORT/LOOP COMBINATIONS - MARKET RATES															
NONRECURRING CHARGES (NRCs) - CURRENTLY COMBINED															
	2-Wire Voice Grade Loop / Line Port Platform - Installation Charge at QuickService location - Not Conversion of Existing Service			UEPRX	URECC		41.50								

UNBUNDLED NETWORK ELEMENTS - Tennessee															
CATEGORY	RATE ELEMENTS	Interim	Zone	BCS	USOC	RATES (\$)				Svc Order Submitted Elec per LSR	Svc Order Submitted Manually per LSR	Attachment: 2		Exhibit: A	
						Rec	Nonrecurring First	Add'l	Nonrecurring First			Disconnect Add'l	Incremental Charge - Manual Svc Order vs. Electronic-1st	Incremental Charge - Manual Svc Order vs. Electronic-Add'l	Incremental Charge - Manual Svc Order vs. Electronic-Disc 1st
OSS Rates (\$)															
UNBUNDLED PORT/LOOP COMBINATIONS - MARKET RATES															
NONRECURRING CHARGES (NRCs) - CURRENTLY COMBINED															
	2-Wire Voice Grade Loop / Line Port Platform - Installation Charge at QuickService location - Not Conversion of Existing Service			UEPRX	URECC		41.50					15.69			

**AMENDMENT TO
INTERCONNECTION AGREEMENT UNDER SECTIONS 251 AND 252 OF THE
TELECOMMUNICATIONS ACT OF 1996
BETWEEN
BELLSOUTH TELECOMMUNICATIONS, INC.
d/b/a AT&T ALABAMA, AT&T FLORIDA, AT&T GEORGIA,
AT&T KENTUCKY, AT&T LOUISIANA, AT&T MISSISSIPPI,
AT&T NORTH CAROLINA, AT&T SOUTH CAROLINA AND
AT&T TENNESSEE
AND
AMERICAN FIBER SYSTEMS, INC.**

The Interconnection Agreement dated December 7, 2002 by and between BellSouth Telecommunications, Inc. d/b/a AT&T Alabama, AT&T Florida, AT&T Georgia, AT&T Kentucky, AT&T Louisiana, AT&T Mississippi, AT&T North Carolina, AT&T South Carolina and AT&T Tennessee ("AT&T") and American Fiber Systems, Inc. ("AFS") ("Agreement") effective in the state(s) of Florida, North Carolina, and Tennessee is hereby amended as follows:

1. Section 2.1 of the General Terms and Conditions is amended by adding the following section:
 - 2.1.1 Notwithstanding anything to the contrary in this section 2.1, the original expiration date of this Agreement, as modified by this Amendment, will be extended for a period of three (3) years from December 6, 2005 until December 6, 2008 (the "Extended Expiration Date"). The Agreement shall expire on the Extended Expiration Date; provided, however, that during the period from the effective date of this Amendment until the Extended Expiration Date, the Agreement may be terminated earlier either by written notice from AFS, by AT&T pursuant to the Agreement's early termination provisions, or by mutual agreement of the parties.
2. AFS acknowledges and agrees that it will promptly amend the Agreement to reflect future changes of law as and when they may arise.
3. The Parties agree to delete all rates, terms, and conditions associated with the State of North Carolina within the underlying Agreement.
4. Except as modified herein, all other terms and conditions of the underlying Agreement shall remain unchanged and in full force and effect.
5. In entering into this Amendment neither Party waives, and each Party expressly reserves, any rights, remedies or arguments it may have at law or under the intervening law or regulatory change provisions in the underlying Agreement (including intervening law rights asserted by either Party via written notice predating this Amendment) with respect to any orders, decisions, legislation or proceedings and any remands thereof, which the Parties have not yet fully incorporated into this Agreement or which may be the subject of further review.
6. This Amendment shall be filed with and is subject to approval by the Commission(s) and shall become effective thirty (30) days after the date of the last signature executing the Amendment.


Version: 05/04/07


AMENDMENT TO EXTEND TERM DATE/BELLSOUTH TELECOMMUNICATIONS, INC.
d/b/a AT&T ALABAMA, AT&T FLORIDA, AT&T GEORGIA,
AT&T KENTUCKY, AT&T LOUISIANA, AT&T MISSISSIPPI,
AT&T NORTH CAROLINA, AT&T SOUTH CAROLINA
AND AT&T TENNESSEE ("AT&T")
AT&T/American Fiber Systems, Inc.
AUGUST 16, 2007

IN WITNESS WHEREOF, this Amendment to the Agreement was exchanged in duplicate on this _____ day of _____, by BellSouth Telecommunications, Inc. d/b/a AT&T Alabama, AT&T Florida, AT&T Georgia, AT&T Kentucky, AT&T Louisiana, AT&T Mississippi, AT&T North Carolina, AT&T South Carolina and AT&T Tennessee ("AT&T"), signing by and through its duly authorized representative, and AFS, signing by and through its duly authorized representative.

American Fiber Systems, Inc.

BellSouth Telecommunications, Inc.
d/b/a AT&T Alabama, AT&T Florida,
AT&T Georgia, AT&T Kentucky,
AT&T Louisiana, AT&T Mississippi,
AT&T North Carolina, AT&T South
Carolina and AT&T Tennessee

By: 
Name: Michael J. Nighan
(Print or Type)
Title: Dir. - Regulatory Affairs
(Print or Type)
Date: Oct. 10, 2007

By: 
Name: Kristen E. Shore
Title: Director
Date: 10/23/07

FACILITIES-BASED OCN # 785C
ACNA MFY

Version: 05/04/07

[CCCS Amendment 2 of 2]

**AMENDMENT TO
INTERCONNECTION AGREEMENT UNDER SECTIONS 251 AND 252 OF THE
TELECOMMUNICATIONS ACT OF 1996
BETWEEN
BELLSOUTH TELECOMMUNICATIONS, INC.
d/b/a AT&T ALABAMA, AT&T FLORIDA, AT&T GEORGIA,
AT&T KENTUCKY, AT&T LOUISIANA, AT&T MISSISSIPPI,
AT&T NORTH CAROLINA, AT&T SOUTH CAROLINA AND
AT&T TENNESSEE
AND
AMERICAN FIBER SYSTEMS, INC.**

The Interconnection Agreement dated December 7, 2002 by and between BellSouth Telecommunications, Inc. d/b/a AT&T Alabama, AT&T Florida, AT&T Georgia, AT&T Kentucky, AT&T Louisiana, AT&T Mississippi, AT&T North Carolina, AT&T South Carolina and AT&T Tennessee ("AT&T") and American Fiber Systems, Inc. ("AFS") ("Agreement") effective in the states of Florida and Tennessee is hereby amended as follows:

1. Section 1 of the previous extension amendment between the Parties which became effective on November 22, 2007 is hereby deleted in its entirety.
2. Section 2.1 of the General Terms and Conditions is amended by adding the following section:
 - 2.1.1 Notwithstanding anything to the contrary in this section 2.1, the original expiration date of this Agreement, as modified by this Amendment, will be extended for a period of three (3) years from May 22, 2007 until May 22, 2010 (the "Extended Expiration Date"). The Agreement shall expire on the Extended Expiration Date; provided, however, that during the period from the effective date of this Amendment until the Extended Expiration Date, the Agreement may be terminated earlier either by written notice from AFS, by AT&T pursuant to the Agreement's early termination provisions, or by mutual agreement of the parties.
3. The Agreement is also amended as follows to reflect prior changes of law, and AFS acknowledges and agrees that it will promptly amend the Agreement to reflect future changes of law as and when they may arise.
4. The Parties agree to delete Attachment 2, Network Elements and Other Services, in its entirety and replace with Attachment 2, Network Elements and Other Services, including Exhibits A and B, attached hereto and by reference incorporated into this Amendment.
5. EXCEPT AS MODIFIED HEREIN, ALL OTHER TERMS AND CONDITIONS OF THE UNDERLYING AGREEMENT SHALL REMAIN UNCHANGED AND IN FULL FORCE AND EFFECT.
6. In entering into this Amendment neither Party waives, and each Party expressly reserves, any rights, remedies or arguments it may have at law or under the intervening law or regulatory change provisions in the underlying Agreement (including intervening law rights asserted by either Party via written notice predating this Amendment) with respect to any orders, decisions, legislation or proceedings and any remands thereof, which the Parties have not yet fully incorporated into this Agreement or which may be the subject of further review.

7. This Amendment shall be filed with and is subject to approval by the Commission(s) and shall become effective thirty (30) days after the date of the last signature executing the Amendment.

American Fiber Systems, Inc.

BellSouth Telecommunications, Inc. d/b/a
AT&T Florida and AT&T Tennessee

By: Michael J. Nighan

By: Kristen E. Shore

Name: Michael J. Nighan
(Print or Type)

Name: Kristen E. Shore

Title: Director - Contract Management
(Print or Type)

Title: Director

Date: April 1, 2008

Date: 4/17/08

	<u>OCN #</u>	<u>ACNA</u>		<u>OCN #</u>	<u>ACNA</u>
ALABAMA	_____	_____	MISSISSIPPI	_____	_____
FLORIDA	<u>5352</u>	<u>MFY</u>	NORTH CAROLINA	_____	_____
GEORGIA	_____	_____	SOUTH CAROLINA	_____	_____
KENTUCKY	_____	_____	TENNESSEE	<u>5352</u>	<u>MFY</u>
LOUISIANA	_____	_____			

Attachment 2

Network Elements and Other Services

TABLE OF CONTENTS

1 Introduction.....3

2 Loops9

3 Line Splitting.....28

4 Unbundled Network Element Combinations.....31

5 Dedicated Transport and Dark Fiber Transport33

6 Automatic Location Identification/Data Management System (ALI/DMS)39

7 White Pages Listings.....42

Rates Exhibit A

Rates Exhibit B

ACCESS TO NETWORK ELEMENTS AND OTHER SERVICES

1 Introduction

- 1.1 This Attachment sets forth rates, terms and conditions for unbundled network elements (Network Elements) and combinations of Network Elements (Combinations) that AT&T offers to AFS for AFS's provision of Telecommunications Services in accordance with its obligations under Section 251(c)(3) of the Act. Additionally, this Attachment sets forth the rates, terms and conditions for other facilities and services AT&T makes available to AFS (Other Services). Additionally, the provision of a particular Network Element or Other Service may require AFS to purchase other Network Elements or services. In the event of a conflict between this Attachment and any other section or provision of this Agreement, the provisions of this Attachment shall control.
- 1.2 The rates for Network Elements, Combinations and Other Services are set forth in Exhibits A and B. If no rate is identified in this Agreement, the rate will be as set forth in the applicable AT&T tariff or as negotiated by the Parties upon request by either Party. If AFS purchases service(s) from a tariff, all terms and conditions and rates as set forth in such tariff shall apply. A one-month minimum billing period shall apply to all Network Elements, Combinations and Other Services.
- 1.3 In some cases, Commissions have ordered AT&T to separate its disconnect costs and its installation costs into two separate nonrecurring charges. Accordingly, unless otherwise noted in this Agreement, the Commission ordered disconnect charges will be applied at the time the disconnect activity is performed by AT&T, regardless of whether or not a disconnect order is issued by AFS. Disconnect charges are set forth in the rate exhibit of this Attachment. AFS may purchase and use Network Elements and Other Services from AT&T in accordance with 47 C.F.R § 51.309.
- 1.4 The Parties shall comply with the requirements as set forth in the technical references within this Attachment 2.
- 1.5 AFS shall not obtain a Network Element for the exclusive provision of mobile wireless services or interexchange services.
- 1.6 Conversion of Wholesale Services to Network Elements or Network Elements to Wholesale Services. Upon request, AT&T shall convert a wholesale service, or group of wholesale services, to the equivalent Network Element or Combination that is available to AFS pursuant to Section 251 of the Act and under this Agreement or convert a Network Element or Combination that is available to AFS pursuant to Section 251 of the Act and under this Agreement to an equivalent wholesale service or group of wholesale services offered by AT&T (collectively "Conversion"). AT&T shall charge the applicable nonrecurring switch-as-is rates for Conversions to specific Network Elements or Combinations found in Exhibit A. AT&T shall also charge the same nonrecurring switch-as-is rates when converting from Network Elements or Combinations. Any rate change resulting from the Conversion will be effective as of the next billing cycle following AT&T's receipt of a complete and accurate Conversion request from AFS. A Conversion shall be considered termination for purposes of any volume and/or term commitments and/or grandfathered status between AFS and AT&T. Any change from a wholesale service/group of wholesale services to a Network Element/Combination, or from a Network Element/Combination to a wholesale service/group of

wholesale services, that requires a physical rearrangement will not be considered to be a Conversion for purposes of this Agreement. AT&T will not require physical rearrangements if the Conversion can be completed through record changes only. Orders for Conversions will be handled in accordance with the guidelines set forth in the Ordering Guidelines and Processes and CLEC Information Packages as referenced in Sections 1.13.1 and 1.13.2 below.

- 1.7 Except to the extent expressly provided otherwise in this Attachment, in all states, AFS may not maintain unbundled network elements or combinations of unbundled network elements that are no longer offered pursuant to this Agreement (collectively "Arrangements"). In the event AT&T determines that AFS has in place any Arrangements after the Effective Date of this Agreement, AT&T will identify such Arrangements and provide AFS with thirty (30) days written notice to disconnect or convert such Arrangements. For orders submitted by AFS within such thirty (30) day period, AT&T will charge the applicable switch-as-is charge set forth in Exhibit A. If AFS fails to submit orders to disconnect or convert such Arrangements within such thirty (30) day period, AT&T will transition such circuits to the equivalent tariffed AT&T service(s), and shall charge AFS all applicable disconnect charges as set forth in this Agreement and the full nonrecurring charges for installation of the equivalent tariffed AT&T service as set forth in AT&T's tariffs. For all transitions pursuant to this Section 1.7 that require a physical rearrangement, AT&T shall charge any applicable nonrecurring installation charges. To the extent no tariff equivalent service exists, AT&T shall disconnect such facility or Arrangement. The applicable recurring tariff charge shall apply to each circuit as of the Effective Date of this Agreement.
- 1.7.1 In addition to the foregoing, for the state of Florida, the applicable recurring tariff charges shall apply to each circuit beginning the day following the thirty (30) day notice period.
- 1.7.2 Notwithstanding the foregoing, for the state of Georgia, those circuits for which AFS failed to submit a disconnect or conversion order within such thirty (30) day period and are subsequently transitioned by AT&T pursuant to this Section 1.7.2 shall be subject to the applicable switch as is charges set forth in Exhibit A. AT&T shall transition to the equivalent tariff service. To the extent no tariff equivalent service exists, AT&T shall disconnect such facility or Arrangement. The applicable recurring resale or tariffed charge shall apply to each circuit as of March 11, 2006.
- 1.7.3 Notwithstanding the foregoing, for the state of North Carolina, those circuits for which AFS failed to submit a disconnect or conversion order within such thirty (30) day period and are subsequently transitioned by AT&T pursuant to this Section 1.7.3 shall be subject to applicable switch-as-is charges.
- 1.7.4 Notwithstanding the foregoing, for the state of Alabama, the written notice provided by AT&T, as described in Section 1.7, must identify by circuit identification number the specific Arrangements to be converted or disconnected. If AFS fails to dispute AT&T's identified Arrangements or fails to submit orders to disconnect or convert such Arrangements within the established thirty (30) day period, AT&T will transition such circuits to the equivalent tariffed AT&T service(s) subject to the Commission-established switch-as-is rate. The full nonrecurring charges for installation of the equivalent tariffed AT&T service as set forth in AT&T's tariffs will not apply to such conversions. However, the applicable recurring tariff charges shall apply to each circuit upon conversion.

- 1.7.5 Notwithstanding the foregoing, for the state of Louisiana, AT&T will provide AFS with written notice identifying the specific Arrangements which must be converted or disconnected. AFS shall have thirty (30) days from the date of the notice to submit orders to disconnect or convert the Arrangements. Those circuits to be converted to other AT&T services shall be subject to nonrecurring charges associated with that conversion. If AFS disputes AT&T's identification of Arrangements to be disconnected or converted, AFS shall send written notice of its dispute within thirty (30) days of AT&T's notice. AT&T shall not disconnect the disputed Arrangements while the dispute is being resolved. If the Parties are unable to reach a voluntary resolution of the dispute, they may petition the Commission for assistance. If AFS does not dispute AT&T's identification of Arrangements and fails to submit orders to disconnect or convert such Arrangements within the established thirty (30) day period, AT&T will transition such circuits to the equivalent tariffed AT&T services subject to the full nonrecurring charges for installation of the equivalent tariffed AT&T services as set forth in AT&T's tariffs. The applicable recurring tariff charges shall apply to each circuit upon conversion.
- 1.8 AT&T's Master List of Unimpaired Wire Centers as Approved by State Commissions in its Region (Master List of Unimpaired Wire Centers), located on the AT&T Wholesale - Southeast Region Web site designates those wire centers that, in accordance with Commission orders, met the FCC's established criteria for non-impairment, as of March 11, 2005, where certain high capacity (DS1 and above) Loops and high capacity Dedicated Transport are no longer available as Network Elements. AT&T's List of Unimpaired Wire Centers in Kentucky and Tennessee (AT&T's List of Unimpaired Wire Centers), also located on the AT&T Interconnection Web site, are those wire centers that AT&T proposed met the FCC's established criteria for non-impairment as of March 11, 2005 but have not yet been approved by these respective Commissions. AT&T's List of Unimpaired Wire Centers shall be subject to modification and/or approval without amendment to this Agreement upon rulings from the Kentucky Public Service Commission (KPSC) and the Tennessee Regulatory Authority (TRA) in Case No. 2004-00427 and Docket No. 04-00381, respectively. Once the KPSC and TRA approve the unimpaired wire centers in their respective states, such approved wire centers shall be added to the Master List of Unimpaired Wire Centers. The Master List of Unimpaired Wire Centers and AT&T's List of Unimpaired Wire Centers shall be subject to the addition of wire centers without amendment to this Agreement upon subsequent order(s) from Commission(s). Each such list of additional wire centers shall be considered a "Subsequent Wire Center List" and future orders in these wire centers shall be subject to the rates, terms and conditions in Sections 2.1.4.7, 5.2.2.6 and 5.8.1.5 and Exhibit B of this Attachment 2. Notification of such modification, addition or deletion of wire centers shall be made via AT&T's Accessible Letter on the AT&T CLEC Online Web site.
- 1.9 Upon the Effective Date of this Agreement, AFS may not place any new orders for high capacity Dedicated Transport or high capacity Loops, as applicable, in those wire centers listed on the Master List of Unimpaired Wire Centers and AT&T's List of Unimpaired Wire Centers. To the extent AFS placed orders after March 10, 2005 for high capacity Loops or high capacity Dedicated Transport in wire centers designated on the Master List of Unimpaired Wire Centers, or AT&T's List of Unimpaired Wire Centers, within thirty (30) days after the Effective Date of this Agreement, AFS shall submit an LSR(s) or spreadsheet(s), as applicable, identifying those non-compliant circuits to be disconnected or converted to the equivalent AT&T tariffed service. AT&T shall bill AFS the difference between the UNE recurring rates for such circuits pursuant to this Agreement and the

applicable recurring charges for the equivalent AT&T tariffed service from the date UNE circuit was installed in the unimpaired wire center to the date the circuit is disconnected or transitioned to the equivalent AT&T tariffed service. If AFS fails to submit an LSR or spreadsheet identifying such de-listed circuits within thirty (30) days as set forth above, AT&T will identify such circuits and convert them to the equivalent AT&T tariffed service, and charge AFS applicable disconnect charges for the UNE circuit and the difference between the UNE recurring rate billed for such circuit and the full non-recurring and recurring charges for the tariffed service from the date the UNE circuit was installed in the unimpaired wire center to the date the circuit is transitioned to the equivalent AT&T tariffed service. To the extent there is no equivalent AT&T tariffed service for the de-listed UNE circuit, AT&T will disconnect the circuit and bill AFS full disconnect charges.

- 1.9.1 Prior to submitting an order pursuant to this Agreement for high capacity Dedicated Transport or high capacity Loops, AFS shall undertake a reasonably diligent inquiry to determine whether AFS is entitled to unbundled access to such Network Elements in accordance with the terms of this Agreement. By submitting any such order, AFS self-certifies that to the best of AFS's knowledge, the high capacity Dedicated Transport or high capacity Loop requested is available as a Network Element pursuant to this Agreement. Upon receiving such order, except in wire centers set forth on the Master List of Unimpaired Wire Centers, or AT&T's List of Unimpaired Wire Centers, AT&T shall process the request in reliance upon AFS's self-certification. To the extent AT&T believes that such request does not comply with the terms of this Agreement, AT&T shall seek dispute resolution in accordance with the General Terms and Conditions of this Agreement. In the event such dispute is resolved in AT&T's favor, AT&T shall bill AFS the difference between the rates for such circuits pursuant to this Agreement and the applicable nonrecurring and recurring charges for the equivalent tariffed service from the date of installation to the date the circuit is transitioned to the equivalent tariffed service. Within thirty (30) days following a decision finding in AT&T's favor, AFS shall submit an LSR(s) or spreadsheet(s) identifying those non-compliant circuits to be transitioned to tariffed services or disconnected.
- 1.9.2 In the event that (1) AT&T designated a wire center as unimpaired as set forth on the Master List of Unimpaired Wire Centers on the AT&T Wholesale – Southeast Region Web site, or AT&T's List of Unimpaired Wire Centers, (2) as a result of such designation, AFS converted high capacity Dedicated Transport or high capacity Loops to other services or ordered new services as services other than high capacity Dedicated Transport or high capacity Loop Network Elements subsequent to March 10, 2005, (3) AFS otherwise would have been entitled to high capacity Dedicated Transport or high capacity Loops in such wire center at the time such alternative services were provisioned, and (4) AT&T acknowledges, or a state or federal regulatory body with authority determines, that, at the time AT&T designated such wire center as unimpaired, such wire center did not meet the FCC's unimpairment criteria, then upon request of AFS consistent with the applicable ordering processes as reflected in the Guides located on AT&T's Wholesale – Southeast Region Web site no later than sixty (60) days after AT&T acknowledges or the state or federal regulatory body issues an order making such a finding, AT&T shall transition to high capacity Dedicated Transport or high capacity Loops, as appropriate, any alternative services in such wire center that were established after such wire center was designated as unimpaired. In such instances, AT&T shall refund to AFS the difference between the rate paid by AFS for such services and the applicable rates set forth herein for high capacity Dedicated Transport or high capacity Loops, including but not limited to any charges associated with the Conversion (as defined in Section 1.6

above) from high capacity Dedicated Transport or high capacity Loops to other wholesale services, if applicable, for the period from the later of March 11, 2005, or the date the circuit became a wholesale service to the date the circuit is transitioned to high capacity Dedicated Transport or high capacity Loop as described in this Section.

- 1.10 AFS may utilize Network Elements and Other Services to provide services in accordance with this Agreement, as long as such services are consistent with industry standards and applicable AT&T Technical References.
- 1.11 AT&T will perform Routine Network Modifications (RNM) in accordance with FCC 47 C.F.R. § 51.319 (a)(7) and (e)(4) for Loops and Dedicated Transport provided under this Attachment. If AT&T has anticipated such RNM and performs them during normal operations and has recovered the costs for performing such modifications through the rates set forth in Exhibit A, then AT&T shall perform such RNM at no additional charge. RNM shall be performed within the intervals established for the Network Element and subject to the service quality measurements and associated remedies set forth in Attachment 9 to the extent such RNM were anticipated in the setting of such intervals. If AT&T has not anticipated a requested network modification as being a RNM and has not recovered the costs of such RNM in the rates set forth in Exhibit A, then such request will be handled as a project on an individual case basis. AT&T will provide a price quote for the request and, upon receipt of payment from AFS, AT&T shall perform the RNM.
- 1.11.1 Notwithstanding the foregoing, for the states of Alabama and Georgia, AT&T shall perform RNM at no additional charge, provided however, for any RNM performed by AT&T for which costs are not recovered through existing rates, AT&T can seek resolution from the Commission.
- 1.11 Commingling of Services
- 1.11.1 Commingling means the connecting, attaching, or otherwise linking of a Network Element, or a Combination, to one or more Telecommunications Services or facilities that AFS has obtained at wholesale from AT&T, or the combining of a Network Element or Combination with one or more such wholesale Telecommunications Services or facilities. AFS must comply with all rates, terms or conditions applicable to such wholesale Telecommunications Services or facilities.
- 1.11.2 Subject to the limitations set forth elsewhere in this Attachment, AT&T shall not deny access to a Network Element or a Combination on the grounds that one or more of the elements: (1) is connected to, attached to, linked to, or combined with such a facility or service obtained from AT&T; or (2) shares part of AT&T's network with access services or inputs for mobile wireless services and/or interexchange services.
- 1.11.3 Notwithstanding any other provision of this Agreement, AT&T shall not be obligated to commingle or combine, pursuant to this Agreement, Network Elements or Combinations with any service, network element or other offering that it is obligated to make available pursuant only to Section 271 of the Act.
- 1.11.4 Unless otherwise agreed to by the Parties, the Network Element portion of a commingled circuit will be billed at the rates set forth in this Agreement and the remainder of the circuit or service will be

billed in accordance with AT&T's tariffed rates, rates set forth in a separate agreement between the Parties.

- 1.11.5 When multiplexing equipment is attached to a commingled circuit, the multiplexing equipment will be billed from the same agreement or tariff as the higher bandwidth circuit. Central Office Channel Interfaces (COCI) will be billed from the same agreement or tariff as the lower bandwidth circuit.
- 1.11.6 The Commingling process and requirements will be handled in accordance with the guidelines set forth in the Ordering Guidelines and Processes and CLEC Information Packages as referenced in Sections 1.13.1 and 1.13.2 below.
- 1.12 Terms and conditions for order cancellation charges and Service Date Advancement Charges will apply in accordance with Attachment 6 and are incorporated herein by this reference. The charges shall be as set forth in Exhibit A.
- 1.13 Ordering Guidelines and Processes
- 1.13.1 For information regarding Ordering Guidelines and Processes for various Network Elements, Combinations and Other Services, AFS should refer to the "Guides" section of the AT&T Wholesale – Southeast Region Web site.
- 1.13.2 Additional information may also be found in the individual CLEC Information Packages, located at the "CLEC UNE Products" on AT&T's Wholesale – Southeast Region Web site.
- 1.13.3 The provisioning of Network Elements, Combinations and Other Services to AFS's Collocation Space will require cross-connections within the central office to connect the Network Element, Combinations or Other Services to the demarcation point associated with AFS's Collocation Space. These cross-connects are separate components that are not considered a part of the Network Element, Combinations or Other Services and, thus, have a separate charge pursuant to Attachment 4.
- 1.13.4 Testing/Trouble Reporting
- 1.13.4.1 AFS will be responsible for testing and isolating troubles on Network Elements. AFS must test and isolate trouble to the AT&T network before reporting the trouble to the Network Elements Customer Wholesale Interconnection Network Services (CWINS) Center. Upon request from AT&T at the time of the trouble report, AFS will be required to provide the results of the AFS test which indicate a problem on the AT&T network.
- 1.13.4.2 Once AFS has isolated a trouble to the AT&T network, and has issued a trouble report to AT&T, AT&T will take the actions necessary to repair the Network Element when trouble is found. AT&T will repair its network facilities to its wholesale customers in the same time frames that AT&T repairs similar services to its retail customers.
- 1.13.4.3 If AFS reports a trouble on an AT&T Network Element and no trouble is found in AT&T's network, AT&T will charge AFS a Maintenance of Service Charge for any dispatching and testing (both inside and outside the CO) required by AT&T in order to confirm the Network Element's working

status. AT&T will assess the applicable Maintenance of Service rates from BellSouth's FCC No.1 Tariff, Section 13.3.1.

- 1.13.4.4 In the event AT&T must dispatch to the customer's location more than once due to incorrect or incomplete information provided by AFS (e.g., incomplete address, incorrect contact name/number, etc.), AT&T will bill AFS for each additional dispatch required to repair the Network Element due to the incorrect/incomplete information provided. AT&T will assess the applicable Maintenance of Service rates from BellSouth's FCC No.1 Tariff, Section 13.3.1.

2 Loops

- 2.1 General. The local loop Network Element is defined as a transmission facility that AT&T provides pursuant to this Attachment between a distribution frame (or its equivalent) in AT&T's central office and the loop demarcation point at a customer premises (Loop). Facilities that do not terminate at a demarcation point at a customer premises, including, by way of example, but not limited to, facilities that terminate to another carrier's switch or premises, a cell site, Mobile Switching Center or base station, do not constitute local Loops. The Loop Network Element includes all features, functions, and capabilities of the transmission facilities, including the network interface device, and attached electronics (except those used for the provision of advanced services, such as Digital Subscriber Line Access Multiplexers (DSLAMs)), optronics and intermediate devices (including repeaters and load coils) used to establish the transmission path to the customer's premises, including inside wire owned or controlled by AT&T. AFS shall purchase the entire bandwidth of the Loop and, except as required herein or as otherwise agreed to by the Parties, AT&T shall not subdivide the frequency of the Loop.
- 2.1.1 The Loop does not include any packet switched features, functions or capabilities.
- 2.1.2 Fiber to the Home (FTTH) loops are local loops consisting entirely of fiber optic cable, whether dark or lit, serving a customer's premises or, in the case of predominantly residential multiple dwelling units (MDUs), a fiber optic cable, whether dark or lit, that extends to the MDU minimum point of entry (MPOE). Fiber to the Curb (FTTC) loops are local loops consisting of fiber optic cable connecting to a copper distribution plant that is not more than five hundred (500) feet from the customer's premises or, in the case of predominantly residential MDUs, not more than five hundred (500) feet from the MDU's MPOE. The fiber optic cable in a FTTC loop must connect to a copper distribution plant at a serving area interface from which every other copper distribution subloop also is not more than five hundred (500) feet from the respective customer's premises.
- 2.1.2.1 In new build (Greenfield) areas, where AT&T has only deployed FTTH/FTTC facilities, AT&T is under no obligation to provide Loops. FTTH facilities include fiber loops deployed to the MPOE of a MDU that is predominantly residential regardless of the ownership of the inside wiring from the MPOE to each customer in the MDU.
- 2.1.2.2 In FTTH/FTTC overbuild situations where AT&T also has copper Loops, AT&T will make those copper Loops available to AFS on an unbundled basis, until such time as AT&T chooses to retire those copper Loops using the FCC's network disclosure requirements. In these cases, AT&T will offer a sixty-four (64) kilobits per second (kbps) voice grade channel over its FTTH/FTTC facilities.

- 2.1.2.3 Notwithstanding the foregoing, in the states of Alabama and Louisiana, AT&T shall make available DS1 and DS3 Loops in any wire center where AT&T is required to provide such Loop facilities. In the states of North Carolina and South Carolina, AT&T shall make available DS1 Loops in any wire center where AT&T is required to provide such Loop facilities.
- 2.1.2.4 Furthermore, in FTTH/FTTC overbuild areas where AT&T has not yet retired copper facilities, AT&T is not obligated to ensure that such copper Loops in that area are capable of transmitting signals prior to receiving a request for access to such Loops by AFS. If a request is received by AT&T for a copper Loop, and the copper facilities have not yet been retired, AT&T will restore the copper Loop to serviceable condition if technically feasible. Except for the state of Georgia, in these instances of Loop orders in an FTTH/FTTC overbuild area, AT&T's standard Loop provisioning interval will not apply, and the order will be handled on a project basis by which the Parties will negotiate the applicable provisioning interval. For the state of Georgia, in these instances of Loop orders in an FTTH/FTTC overbuild area, AT&T's standard Loop provisioning interval will apply.
- 2.1.3 A hybrid Loop is a local Loop, composed of both fiber optic cable, usually in the feeder plant, and copper twisted wire or cable, usually in the distribution plant. AT&T shall provide AFS access to hybrid Loops pursuant to the requirements of 47 C.F.R. § 51.319(a)(2). AT&T is not required to provide access to the packet switched features, functions and capabilities of its hybrid Loops.
- 2.1.3.1 AT&T shall not engineer the transmission capabilities of its network in a manner, or engage in any policy, practice, or procedure, that disrupts or degrades access to a local Loop or Subloop, including the time division multiplexing-based features, functions and capabilities of a hybrid Loop, for which a requesting telecommunications carrier may obtain or has obtained access pursuant to this Attachment.
- 2.1.4 DS1 and DS3 Loop Requirements
- 2.1.4.1 For purposes of this Section 2, a Business Line is defined in 47 C.F.R. § 51.5.
- 2.1.4.2 For purposes of this Section 2, a "Fiber-Based Collocator" is defined in 47 C.F.R. § 51.5.
- 2.1.4.3 Notwithstanding anything to the contrary in this Agreement, AT&T shall make available DS1 and DS3 Loops as described in this Agreement, except in any wire center meeting the criteria described below:
- 2.1.4.3.1 DS1 Loops at any location within the service area of a wire center containing sixty thousand (60,000) or more Business Lines and four (4) or more fiber-based collocators.
- 2.1.4.3.2 DS3 Loops at any location within the service area of a wire center containing thirty-eight thousand (38,000) or more Business Lines and four (4) or more fiber-based collocators.
- 2.1.4.4 The Master List of Unimpaired Wire Centers and AT&T's List of Unimpaired Wire Centers as described in Section 1.8 sets forth the list of wire centers meeting the criteria set forth in Sections 2.1.4.3.1 and 2.1.4.3.2 above as of March 11, 2005.

- 2.1.4.5 Once any wire center exceeds both of the thresholds set forth in Section 2.1.4.3.1 above, no future DS1 Loop unbundling will be required in that wire center.
- 2.1.4.6 Once any wire center exceeds both of the thresholds set forth in Section 2.1.4.3.2 above, no future DS3 Loop unbundling will be required in that wire center.
- 2.1.4.7 Modifications and Updates to the Wire Center Lists and Subsequent Transition Periods
- 2.1.4.7.1 In the event AT&T identifies additional wire centers that meet the criteria set forth in Section 2.1.4.3 above but that were not included in the Master List of Unimpaired Wire Centers and AT&T's List of Unimpaired Wire Centers, AT&T shall include such additional wire centers in an Accessible Letter. Each such list of additional wire centers shall be considered a "Subsequent Wire Center List". AT&T will follow any notification procedures set forth in applicable Commission orders.
- 2.1.4.7.2 AFS shall have thirty (30) business days to dispute the additional wire centers listed on AT&T's Accessible Letter. Absent such dispute, effective thirty (30) business days after the date of an AT&T Accessible Letter providing a Subsequent Wire Center List, AT&T shall not be required to unbundle DS1 and/or DS3 Loops, as applicable, in such additional wire center(s), except pursuant to the self-certification process as set forth in Section 1.8 of this Attachment.
- 2.1.4.7.2.1 For purposes of Section 2.1.4.7 above, AT&T shall make available DS1 and DS3 Loops that were in service for AFS in a wire center on the Subsequent Wire Center List as of the thirtieth (30th) business day after the date of AT&T's Accessible Letter identifying the Subsequent Wire Center List (Subsequent Embedded Base) until one hundred eighty (180) days after the thirtieth (30th) business day from the date of AT&T's Accessible Letter identifying the Subsequent Wire Center List (Subsequent Transition Period).
- 2.1.4.7.2.2 The rates set forth in Exhibit B shall apply to the Subsequent Embedded Base during the Subsequent Transition Period.
- 2.1.4.7.2.3 No later than one hundred eighty (180) days from AT&T's Accessible Letter identifying the Subsequent Wire Center List, AFS shall submit an LSR(s) or spreadsheet(s) as applicable, identifying the Subsequent Embedded Base of circuits to be disconnected or converted to other AT&T services.
- 2.1.4.7.2.3.1 In the case of disconnection, the applicable disconnect charges set forth in this Agreement shall apply.
- 2.1.4.7.2.3.2 If AFS fails to submit the LSR(s) or spreadsheet(s) for all of its Subsequent Embedded Base by one hundred eighty (180) days after the date of AT&T's Accessible Letter identifying the Subsequent Wire Center List, AT&T will identify AFS's remaining Subsequent Embedded Base, if any, and will transition such circuits to the equivalent tariffed AT&T service(s). In the states of Florida, Mississippi and South Carolina, those circuits identified and transitioned by AT&T shall be subject to the applicable disconnect charges as set forth in this Agreement and the full nonrecurring charges for installation of the equivalent tariffed AT&T service as set forth in AT&T's tariffs. In the states of Alabama, Georgia, and North Carolina, those circuits identified and transitioned by AT&T shall be subject to the applicable switch-as-is rates set forth in Exhibit A of Attachment 2. In the

state of Louisiana, those circuits identified and transitioned by AT&T shall be subject to the full nonrecurring charges for installation of the equivalent tariffed AT&T service as set forth in AT&T's tariffs.

- 2.1.4.7.2.3.3 For Subsequent Embedded Base circuits converted pursuant to Section 2.1.4.7.2.3 above or transitioned pursuant to Section 2.1.4.7.2.3.2 above, the applicable recurring tariff charges shall apply as of the earlier of the date each circuit is converted or transitioned, as applicable, or the first day after the end of the Subsequent Transition Period.
- 2.1.5 Where facilities are available, AT&T will install Loops in compliance with AT&T's Products and Services Interval Guide available at AT&T's Wholesale – Southeast Region Web site. For orders of fifteen (15) or more Loops, the installation and any applicable Order Coordination (OC) as described below will be handled on a project basis, and the intervals will be set by the AT&T project manager for that order. When Loops require a Service Inquiry (SI) prior to issuing the order to determine if facilities are available, the interval for the SI process is separate from the installation interval.
- 2.1.6 The Loop shall be provided to AFS in accordance with AT&T's TR73600 Unbundled Local Loop Technical Specification and applicable industry standard technical references.
- 2.1.7 AT&T will only provision, maintain and repair the Loops to the standards that are consistent with the type of Loop ordered.
- 2.1.7.1 When an AT&T technician is required to be dispatched to provision the Loop, AT&T will tag the Loop with the Circuit ID number and the name of the ordering CLEC. When a dispatch is not required to provision the Loop, AT&T will tag the Loop on the next required visit to the customer's location. If AFS wants to ensure the Loop is tagged during the provisioning process for Loops that may not require a dispatch (e.g., UVL-SL1, UVL-SL2, and UCL-ND), AFS may order Loop Tagging. Rates for Loop Tagging are as set forth in Exhibit A.
- 2.1.7.2 For voice grade Loop orders (or orders for Loops intended to provide voice grade services), AFS shall have dial-tone available for that Loop forty-eight (48) hours prior to the Loop order completion due date. This applies to all conversions from one provider to another provider as well as Service Rearrangements as set forth in Section 2.1.12. Where AFS dial-tone is not available on the conversion date the Loop will not be cut over and the Loop order will be returned to AFS for rescheduling.
- 2.1.8 OC and Order Coordination-Time Specific (OC-TS)
- 2.1.8.1 OC allows AT&T and AFS to coordinate the installation of the SL2 Loops, Unbundled Digital Loops (UDL) and other Loops where OC may be purchased as an option, to AFS's facilities to limit customer service outage. OC is available when the Loop is provisioned over an existing circuit that is currently providing service to the customer. OC for physical conversions will be scheduled at AT&T's discretion during normal working hours on the committed due date. OC shall be provided in accordance with the chart set forth below.

2.1.8.2

OC-TS allows AFS to order a specific time for OC to take place. AT&T will make commercially reasonable efforts to accommodate AFS's specific conversion time request. However, AT&T reserves the right to negotiate with AFS a conversion time based on load and appointment control when necessary. This OC-TS is a chargeable option for all Loops except Unbundled Copper Loops (UCL) and is billed in addition to the OC charge. AFS may specify a time between 9:00 a.m. and 4:00 p.m. (location time) Monday through Friday (excluding holidays). If AFS specifies a time outside this window, or selects a time or quantity of Loops that requires AT&T technicians to work outside normal work hours, overtime charges will apply in addition to the OC and OC-TS charges. Overtime charges will be applied based on the amount of overtime worked and in accordance with the rates established in AT&T's intrastate Access Services Tariff, Section E13.2, for each state. The OC-TS charges for an order due on the same day at the same location will be applied on a per LSR basis.

2.1.9

	Order Coordination (OC)	Order Coordination – Time Specific (OC-TS)	Test Points	DLR	Charge for Dispatch and Testing if No Trouble Found
SL-1 (Non-Designed)	Chargeable Option	Chargeable Option	Not available	Chargeable Option – ordered as Engineering Information Document	Charged for Dispatch inside and outside Central Office
UCL-ND (Non-Designed)	Chargeable Option	Not Available	Not Available	Chargeable Option – ordered as Engineering Information Document	Charged for Dispatch inside and outside Central Office
Unbundled Voice Loops - SL-2 (including 2- and 4-wire UVL) (Designed)	Included	Chargeable Option	Included	Included	Charged for Dispatch outside Central Office
Unbundled Digital Loop (Designed)	Included	Chargeable Option	Included (where appropriate)	Included	Charged for Dispatch outside Central Office
Unbundled Copper Loop (Designed)	Chargeable in accordance with Section 2	Not available	Included	Included	Charged for Dispatch outside Central Office
For UVL-SL1 and UCLs, AFS must order and will be billed for both OC and OC-TS if requesting OC-TS.					

2.1.10 CLEC to CLEC Conversions for Unbundled Loops

2.1.10.1 The CLEC to CLEC conversion process for Loops may be used by AFS when converting an existing Loop from another CLEC for the same customer. The Loop type being converted must be included in AFS's Agreement before requesting a conversion.

2.1.10.2 To utilize the CLEC to CLEC conversion process, the Loop being converted must be the same Loop type with no requested changes to the Loop, must serve the same customer location from the same serving wire center, and must not require an outside dispatch to provision.

- 2.1.10.3 The Loops converted to AFS pursuant to the CLEC to CLEC conversion process shall be provisioned in the same manner and with the same functionality and options as described in this Agreement for the specific Loop type.
- 2.1.11 Bulk Migration
- 2.1.11.1 AT&T will make available to AFS a Bulk Migration process pursuant to which AFS may request to migrate port/loop combinations, provisioned pursuant to a separate agreement between the parties, to Loops (UNE-L). The Bulk Migration process may be used if such loop/port combinations are (1) associated with two (2) or more Existing Account Telephone Numbers (EATNs); and (2) located in the same Central Office. The terms and conditions for use of the Bulk Migration process are described in the AT&T CLEC Information Package. The CLEC Information Package is located on AT&T's Wholesale – Southeast Region Web site. The rates for the Bulk Migration process shall be the nonrecurring rates associated with the Loop type being requested on the Bulk Migration, as set forth in Exhibit A. Additionally, OSS charges will also apply. Loops connected to Integrated Digital Loop Carrier (IDLC) systems will be migrated pursuant to Section 2.6 below.
- 2.1.11.2 Should AFS request migration for two (2) or more EATNs containing fifteen (15) or more circuits, AFS must use the Bulk Migration process referenced in 2.1.11.1 above.
- 2.1.12 Unbundled Loop (DS1 and below) Service Rearrangements
- 2.1.12.1 The Unbundled Loop Service Rearrangement processes will allow changes to be made to a working Loop facility assignment within the same end-user serving wire center. Service Rearrangements will result in service outages to the customer during the time the Loop is being moved.
- 2.1.12.2 An Unbundled Loop Service Rearrangement connecting facility change (CFC) allows AFS to change its installed Loop from one working facility assignment to another facility assignment. CFC includes Connecting Facility Assignment (CFA) and Cable ID & Pair changes within same collocation arrangement or from collocation to collocation. CFA changes are allowed within the same multiplexer or from one multiplexer to another multiplexer. For a CFC, the Loop class of service, Loop type and the customer must remain the same.
- 2.1.12.3 An Unbundled Loop Service Rearrangement connecting facility move (CFM) allows AFS to move the Loop facility assignment from a collocation arrangement to a multiplexer or from a multiplexer to a collocation arrangement. CFMs require a change to the Loop basic class of service. The Loop type and the customer must remain the same.
- 2.1.12.4 For Unbundled Loop Service Rearrangements, AT&T shall charge the applicable "Service Rearrangement change in Loop facility" rate found in Exhibit A.
- 2.1.12.5 The Unbundled Loop Service Rearrangement process and requirements will be handled in accordance with the guidelines set forth in the Ordering Guidelines and CLEC Information Packages as referenced in Sections 1.13.1 and 1.13.2 above.

2.1.13 EEL to Loop Retermination

- 2.1.13.1 AFS may utilize the EEL to Loop Retermination process to disconnect an EEL circuit and reterminate the Loop portion of the former EEL circuit to a collocation arrangement in the end-user's Serving Wire Center (EU SWC).
- 2.1.13.2 This process is available when the existing Loop portion of the EEL will be re-used and the resulting Loop will be subject to the rates, terms and conditions for that particular Loop as set forth in this Attachment. This process will apply only to EELs that include as a part of its combination a DS1 Loop, UVL-SL2 Loop, 4-Wire UDL Loop (64, 56 kbs) and a 2-Wire ISDN Loop.
- 2.1.13.3 AT&T shall charge the applicable EEL to Loop Retermination rates found in Exhibit A. AFS shall also be charged applicable manual service order, collocation cross-connect and EEL (including the Transport and Loop portions of the EEL) disconnect charges as set forth in Exhibit A of this Attachment.
- 2.1.13.4 The EEL to Loop Retermination process is not available when a dispatch outside the serving wire center where the Loop terminates is required. If an outside dispatch is required, or if the Loop portion of the EEL is not one of the Loop types referenced in Section 2.1.13.2 above, or if AFS elects not to utilize the EEL to Loop Retermination process, AFS must submit an LSR to disconnect the entire EEL circuit, and must submit a separate LSR for the requested standalone Loop. In such cases, AFS will be charged the EEL disconnect charges and the full nonrecurring rates for installation of a new Loop, as set forth in Exhibit A.
- 2.1.13.5 The EEL to Loop Retermination process and requirements will be handled in accordance with the guidelines set forth in the Ordering Guidelines and CLEC Information Packages as referenced in Sections 1.13.1 and 1.13.2 above.

2.2 Unbundled Voice Loops (UVLs)

- 2.2.1 AT&T shall make available the following UVLs:
- 2.2.1.1 2-wire Analog Voice Grade Loop – SL1 (Non-Designed);
- 2.2.1.2 2-wire Analog Voice Grade Loop – SL2 (Designed); or
- 2.2.1.3 4-wire Analog Voice Grade Loop (Designed).
- 2.2.2 UVL may be provisioned using any type of facility that will support voice grade services. This may include loaded copper, non-loaded copper, digital loop carrier systems, fiber/copper combination (hybrid loop) or a combination of any of these facilities. AT&T, in the normal course of maintaining, repairing, and configuring its network, may also change the facilities that are used to provide any given voice grade circuit. This change may occur at any time. In these situations, AT&T will only ensure that the newly provided facility will support voice grade services. AT&T will not guarantee that AFS will be able to continue to provide any advanced services over the new facility. AT&T will offer UVL in two different service levels - Service Level One (SL1) and Service Level Two (SL2).

- 2.2.3 Unbundled Voice Loop - SL1 (UVL-SL1). Loops are 2-wire loop start circuits, will be non-designed, and will not have remote access test points. OC will be offered as a chargeable option on SL1 Loops when reuse of existing facilities has been requested by AFS, however, OC is always required on UCLs that involve the reuse of facilities that are currently providing service. AFS may also order OC-TS when a specified conversion time is requested. OC-TS is a chargeable option for any coordinated order and is billed in addition to the OC charge. An Engineering Information (EI) document can be ordered as a chargeable option. The EI document provides Loop Make-Up information which is similar to the information normally provided in a Design Layout Record (DLR). Upon issuance of a non-coordinated order in the service order system, SL1 Loops will be activated on the due date in the same manner and time frames that AT&T normally activates POTS-type Loops for its customers.
- 2.2.4 For an additional charge AT&T will make available Loop Testing so that AFS may request further testing on new UVL-SL1 Loops. Rates for Loop Testing are as set forth in Exhibit A.
- 2.2.5 Unbundled Voice Loop – SL2 (UVL-SL2). Loops may be 2-wire or 4-wire circuits, shall have remote access test points, and will be designed with a DLR provided to AFS. SL2 circuits can be provisioned with loop start, ground start or reverse battery signaling. OC is provided as a standard feature on SL2 Loops. The OC feature will allow AFS to coordinate the installation of the Loop with the disconnect of an existing customer's service and/or number portability service. In these cases, AT&T will perform the order conversion with standard order coordination at its discretion during normal work hours.
- 2.3 Unbundled Digital Loops
- 2.3.1 AT&T will offer UDLs. UDLs are service specific, will be designed, will be provisioned with test points (where appropriate), and will come standard with OC and a DLR. The various UDLs are intended to support a specific digital transmission scheme or service.
- 2.3.2 AT&T shall make available the following UDLs, subject to restrictions set forth herein:
- 2.3.2.1 2-wire Unbundled ISDN Digital Loop;
- 2.3.2.2 2-wire Unbundled ADSL Compatible Loop;
- 2.3.2.3 2-wire Unbundled HDSL Compatible Loop;
- 2.3.2.4 4-wire Unbundled HDSL Compatible Loop;
- 2.3.2.5 4-wire Unbundled DS1 Digital Loop;
- 2.3.2.6 4-wire Unbundled Digital Loop/DS0 – 64 kbps, 56 kbps and below;
- 2.3.2.7 DS3 Loop; or
- 2.3.2.8 STS-1 Loop.

- 2.3.3 2-wire Unbundled ISDN Digital Loops. These will be provisioned according to industry standards for 2-Wire Basic Rate ISDN services and will come standard with a test point, OC, and a DLR. AFS will be responsible for providing AT&T with a Service Profile Identifier (SPID) associated with a particular ISDN-capable Loop and customer. With the SPID, AT&T will be able to adequately test the circuit and ensure that it properly supports ISDN service.
- 2.3.4 2-wire ADSL-Compatible Loop. This is a designed Loop that is provisioned according to Revised Resistance Design (RRD) criteria and may be up to eighteen thousand (18,000) feet long and may have up to six thousand (6,000) feet of bridged tap (inclusive of Loop length). The Loop is a 2-wire circuit and will come standard with a test point, OC, and a DLR.
- 2.3.5 2-wire or 4-wire HDSL-Compatible Loop. This is a designed Loop that meets Carrier Serving Area (CSA) specifications, may be up to twelve thousand (12,000) feet long and may have up to twenty-five hundred (2,500) feet of bridged tap (inclusive of Loop length). It may be a 2-wire or 4-wire circuit and will come standard with a test point, OC, and a DLR.
- 2.3.6 4-wire Unbundled DS1 Digital Loop.
- 2.3.6.1 This is a designed 4-wire Loop that is provisioned according to industry standards for DS1 or Primary Rate ISDN services and will come standard with a test point, OC, and a DLR. A DS1 Loop may be provisioned over a variety of loop transmission technologies including copper, HDSL-based technology or fiber optic transport systems. It will include a 4-wire DS1 Network Interface at the customer's location. For the purposes of AT&T's unbundling obligations pursuant to this Agreement, for the states of Alabama, Florida, Georgia, Mississippi and South Carolina, DS1 Loops include 2-wire and 4-wire copper Loops capable of providing high-bit rate digital subscriber line services, such as 2-wire and 4-wire HDSL Compatible Loops. For the state of Louisiana, DS1 Loops include 2-wire and 4-wire HDSL-Compatible Loops to which the necessary electronics have been added to provide service speeds of 1.544 megabytes per second.
- 2.3.6.2 AT&T shall not provide more than ten (10) unbundled DS1 Loops to AFS at any single building in which DS1 Loops are available as unbundled Loops.
- 2.3.7 4-wire Unbundled Digital/DS0 Loop. These are designed 4-wire Loops that may be configured as sixty-four (64)kbps, fifty-six (56)kbps, nineteen (19)kbps, and other sub-rate speeds associated with digital data services and will come standard with a test point, OC, and a DLR.
- 2.3.8 DS3 Loop. DS3 Loop is a two-point digital transmission path which provides for simultaneous two-way transmission of serial, bipolar, return-to-zero isochronous digital electrical signals at a transmission rate of forty-four point seven thirty-six (44.736) megabits per second (Mbps) that is dedicated to the use of the ordering CLEC. It may provide transport for twenty-eight (28) DS1 channels, each of which provides the digital equivalent of twenty-four (24) analog voice grade channels. The interface to unbundled dedicated DS3 transport is a metallic-based electrical interface. For the purpose of AT&T's unbundling obligations pursuant to this Agreement, DS3 Loops include STS-1 Loops.
- 2.3.9 STS-1 Loop. STS-1 Loop is a high-capacity digital transmission path with SONET VT1.5 mapping that is dedicated for the use of the ordering customer. It is a two-point digital transmission path

which provides for simultaneous two-way transmission of serial bipolar return-to-zero synchronous digital electrical signals at a transmission rate of fifty-one point eighty-four (51.84) Mbps. It may provide transport for twenty-eight (28) DS1 channels, each of which provides the digital equivalent of twenty-four (24) analog voice grade channels. The interface to unbundled dedicated STS-1 transport is a metallic-based electrical interface.

- 2.3.10 Both DS3 Loop and STS-1 Loop require a SI in order to ascertain availability.
- 2.3.11 DS3 services come with a test point and a DLR. Mileage is airline miles, rounded up and a minimum of one (1) mile applies. AT&T's TR73501 LightGate[®] Service Interface and Performance Specifications, Issue D, June 1995 applies to DS3 services.
- 2.3.12 AFS may obtain a maximum of a single Unbundled DS3 Loop to any single building in which DS3 Loops are available as Unbundled Loops.
- 2.4 Unbundled Copper Loops (UCL).
- 2.4.1 AT&T shall make available UCLs. The UCL is a copper twisted pair Loop that is unencumbered by any intervening equipment (e.g., filters, load coils, range extenders, digital loop carrier, or repeaters) and is not intended to support any particular telecommunications service. The UCL will be offered in two (2) types – Designed and Non-Designed.
- 2.4.2 Unbundled Copper Loop – Designed (UCL-D)
- 2.4.2.1 The UCL-D will be provisioned as a dry copper twisted pair (2-wire or 4-wire) Loop that is unencumbered by any intervening equipment (e.g., filters, load coils, range extenders, digital loop carrier, or repeaters).
- 2.4.2.2 A UCL-D will be eighteen thousand (18,000) feet or less in length and is provisioned according to Resistance Design parameters, may have up to six thousand (6,000) feet of bridged tap and will have up to thirteen hundred (1300) Ohms of resistance.
- 2.4.2.3 The UCL-D is a designed circuit, is provisioned with a test point, and comes standard with a DLR. OC is a chargeable option for a UCL-D; however, OC is always required on UCLs where a reuse of existing facilities has been requested by AFS.
- 2.4.2.4 These Loops are not intended to support any particular services and may be utilized by AFS to provide a wide-range of telecommunications services as long as those services do not adversely affect AT&T's network. This facility will include a Network Interface Device (NID) at the customer's location for the purpose of connecting the Loop to the customer's inside wire.
- 2.4.3 Unbundled Copper Loop – Non-Designed (UCL-ND)
- 2.4.3.1 The UCL-ND is provisioned as a dedicated 2-wire metallic transmission facility from AT&T's Main Distribution Frame (MDF) to a customer's premises (including the NID). The UCL-ND will be a "dry copper" facility in that it will not have any intervening equipment such as load coils, repeaters, or digital access main lines (DAMLs), and may have up to six thousand (6,000) feet of bridged tap

between the customer's premises and the serving wire center. The UCL-ND typically will be thirteen hundred (1300) Ohms resistance and in most cases will not exceed eighteen thousand (18,000) feet in length, although the UCL-ND will not have a specific length limitation. For Loops less than eighteen thousand (18,000) feet and with less than thirteen hundred (1300) Ohms resistance, the Loop will provide a voice grade transmission channel suitable for loop start signaling and the transport of analog voice grade signals. The UCL-ND will not be designed and will not be provisioned with either a DLR or a test point.

- 2.4.3.2 The UCL-ND facilities may be mechanically assigned using AT&T's assignment systems. Therefore, the Loop Makeup (LMU) process is not required to order and provision the UCL-ND. However, AFS can request LMU for which additional charges would apply.
- 2.4.3.3 For an additional charge, AT&T also will make available Loop Testing so that AFS may request further testing on the UCL-ND. Rates for Loop Testing are as set forth in Exhibit A.
- 2.4.3.4 UCL-ND Loops are not intended to support any particular service and may be utilized by AFS to provide a wide-range of telecommunications services as long as those services do not adversely affect AT&T's network. The UCL-ND will include a NID at the customer's location for the purpose of connecting the Loop to the customer's inside wire.
- 2.4.3.5 OC will be provided as a chargeable option and may be utilized when the UCL-ND provisioning is associated with the reuse of AT&T facilities. OC-TS does not apply to this product.
- 2.4.3.6 AFS may use AT&T's Unbundled Loop Modification (ULM) offering to remove excessive bridged taps and/or load coils from any copper Loop within the AT&T network. Therefore, some Loops that would not qualify as UCL-ND could be transformed into Loops that do qualify, using the ULM process.

2.5 Unbundled Loop Modifications (Line Conditioning)

- 2.5.1 Line Conditioning is defined as routine network modification that AT&T regularly undertakes to provide xDSL services to its own customers. This may include the removal of any device, from a copper Loop or copper Subloop that may diminish the capability of the Loop or Subloop to deliver high-speed switched wireline telecommunications capability, including xDSL service. Such devices include, load coils, excessive bridged taps, low pass filters, and range extenders. Excessive bridged taps are bridged taps that serves no network design purpose and that are beyond the limits set according to industry standards and/or the AT&T's TR 73600 Unbundled Local Loop Technical Specification. AT&T shall provide Line Conditioning on Loops, as requested by AFS, even in instances where AT&T does not provide advanced services to the end user on that Loop.
- 2.5.2 AT&T will remove load coils only on copper Loops that are equal to or less than eighteen thousand (18,000) feet in length. AT&T will remove load coils on copper Subloops where the total loop distance (feeder plus distribution) from the AT&T central office to the end user is equal to or less than 18,000 feet or, if there is no copper feeder, the distance from the remote terminal (RT) to the end user is equal to or less than 18,000 feet.

- 2.5.3 For any copper loop being ordered by AFS which has over six thousand (6,000) feet of combined bridged tap will be modified, upon request from AFS, so that the loop will have a maximum of six thousand (6,000) feet of bridged tap. This modification will be performed at no additional charge to AFS. Loop conditioning orders that require the removal of bridged tap that serves no network design purpose on a copper Loop that will result in a combined total of bridged tap between two thousand five hundred (2,500) and six thousand (6,000) feet will be performed at the rates set forth in Exhibit A.
- 2.5.4 AFS may request removal of any unnecessary and non-excessive bridged tap (bridged tap between zero (0) and two thousand five hundred (2,500) feet which serves no network design purpose), at rates pursuant to AT&T's SC Process as mutually agreed to by the Parties.
- 2.5.5 Rates for ULM are as set forth in Exhibit A.
- 2.5.6 AT&T will not modify a Loop in such a way that it no longer meets the technical parameters of the original Loop type (e.g., voice grade, ADSL, etc.) being ordered.
- 2.5.7 If AFS requests ULM on a reserved facility for a new Loop order, AT&T may perform a pair change and provision a different Loop facility in lieu of the reserved facility with ULM if feasible. The Loop provisioned will meet or exceed specifications of the requested Loop facility as modified. AFS will not be charged for ULM if a different Loop is provisioned. For Loops that require a DLR or its equivalent, AT&T will provide LMU detail of the Loop provisioned.
- 2.5.8 AFS shall request Loop make up information pursuant to this Attachment prior to submitting a service inquiry and/or a LSR for the Loop type that AFS desires AT&T to condition.
- 2.5.9 When requesting ULM for a Loop that AT&T has previously provisioned for AFS, AFS will submit a SI to AT&T. If a spare Loop facility that meets the Loop modification specifications requested by AFS is available at the location for which the ULM was requested, AFS will have the option to change the Loop facility to the qualifying spare facility rather than to provide ULM. In the event that AT&T changes the Loop facility in lieu of providing ULM, AFS will not be charged for ULM but will only be charged the service order charges for submitting an order.
- 2.6 Loop Provisioning Involving IDLC
- 2.6.1 Where AFS has requested an Unbundled Loop and AT&T uses IDLC systems to provide the local service to the customer and AT&T has a suitable alternate facility available, AT&T will make such alternative facilities available to AFS. If a suitable alternative facility is not available, then to the extent it is technically feasible, AT&T will implement one of the following alternative arrangements for AFS (e.g., hairpinning):
1. Roll the circuit(s) from the IDLC to any spare copper that exists to the customer premises.
 2. Roll the circuit(s) from the IDLC to an existing DLC that is not integrated.
 3. If capacity exists, provide "side-door" porting through the switch.
 4. If capacity exists, provide "Digital Access Cross-Connect System (DACS)-door" porting (if the IDLC routes through a DACS prior to integration into the switch).

- 2.6.2 Arrangements 3 and 4 above require the use of a designed circuit. Therefore, non-designed Loops such as the SL1 voice grade and UCL-ND may not be ordered in these cases.
- 2.6.2.1 If no alternate facility is available, and upon request from AFS, and if agreed to by both Parties, AT&T may utilize its SC process to determine the additional costs required to provision facilities. AFS will then have the option of paying the one-time SC rates to place the Loop.
- 2.7 Network Interface Device
- 2.7.1 The NID is defined as any means of interconnection of the customer's customer premises wiring to AT&T's distribution plant, such as a cross-connect device used for that purpose. The NID is a single line termination device or that portion of a multiple line termination device required to terminate a single line or circuit at the premises. The NID features two (2) independent chambers or divisions that separate the service provider's network from the customer's premises wiring. Each chamber or division contains the appropriate connection points or posts to which the service provider and the customer each make their connections. The NID provides a protective ground connection and is capable of terminating cables such as twisted pair cable.
- 2.7.2 AT&T shall permit AFS to connect AFS's Loop facilities to the customer's customer premises wiring through the AT&T NID or at any other technically feasible point.
- 2.7.3 Access to NID
- 2.7.3.1 AFS may access the customer's premises wiring by any of the following means and AFS shall not disturb the existing form of electrical protection and shall maintain the physical integrity of the NID:
- 2.7.3.1.1 AT&T shall allow AFS to connect its Loops directly to AT&T's multi-line residential NID enclosures that have additional space and are not used by AT&T or any other telecommunications carriers to provide service to the premises;
- 2.7.3.1.2 Where an adequate length of the customer's customer premises wiring is present and environmental conditions permit, either Party may remove the customer premises wiring from the other Party's NID and connect such wiring to that Party's own NID;
- 2.7.3.1.3 Either Party may enter the subscriber access chamber or dual chamber NID enclosures for the purpose of extending a cross-connect or spliced jumper wire from the customer premises wiring through a suitable "punch-out" hole of such NID enclosures; or
- 2.7.3.1.4 AFS may request AT&T to make other rearrangements to the customer premises wiring terminations or terminal enclosure on a time and materials cost basis.
- 2.7.3.2 In no case shall either Party remove or disconnect the other Party's loop facilities from either Party's NIDs, enclosures, or protectors unless the applicable Commission has expressly permitted the same and the disconnecting Party provides prior notice to the other Party. In such cases, it shall be the responsibility of the Party disconnecting loop facilities to leave undisturbed the existing form of electrical protection and to maintain the physical integrity of the NID. It will be AFS's responsibility to ensure there is no safety hazard, and AFS will hold AT&T harmless for any liability

associated with the removal of the AT&T Loop from the AT&T NID. Furthermore, it shall be the responsibility of the disconnecting Party, once the other Party's loop has been disconnected from the NID, to reconnect the disconnected loop to a nationally recognized testing laboratory listed station protector, which has been grounded as per Article 800 of the National Electrical Code. If no spare station protector exists in the NID, the disconnected loop must be appropriately cleared, capped and stored.

2.7.3.3 AFS shall not remove or disconnect ground wires from AT&T's NIDs, enclosures, or protectors.

2.7.3.4 AFS shall not remove or disconnect NID modules, protectors, or terminals from AT&T's NID enclosures.

2.7.3.5 Due to the wide variety of NID enclosures and outside plant environments, AT&T will work with AFS to develop specific procedures to establish the most effective means of implementing this section if the procedures set forth herein do not apply to the NID in question.

2.7.4 Technical Requirements

2.7.4.1 The NID shall provide an accessible point of interconnection and shall maintain a connection to ground.

2.7.4.2 If an existing NID is accessed, it shall be capable of transferring electrical analog or digital signals between the customer's customer premises and the distribution media and/or cross-connect to AFS's NID.

2.7.4.3 Existing AT&T NIDs will be operational and provided in "as is" condition. AFS may request AT&T to do additional work to the NID on a time and material basis. When AFS deploys its own local loops in a multiple-line termination device, AFS shall specify the quantity of NID connections that it requires within such device.

2.8 Subloop Distribution Elements.

2.8.1 Where facilities permit, AT&T shall offer access to its Unbundled Subloop Distribution (USLD) elements in accordance with 47 C.F.R. § 51.319(b) as specified herein.

2.8.2 Unbundled Subloop Distribution

2.8.2.1 The USLD facility is a dedicated transmission facility that AT&T provides from a customer's point of demarcation to an AT&T cross-connect device. The AT&T cross-connect device may be located within a remote terminal (RT) or a stand-alone cross-box in the field or in the equipment room of a building. The USLD media is a copper twisted pair that can be provisioned as a 2-wire or 4-wire facility. AT&T will make available the following subloop distribution offerings where facilities exist:

USLD – Voice Grade (USLD-VG)

Unbundled Copper Subloop (UCSL)

USLD – Intra-building Network Cable (USLD-INC (aka riser cable))

- 2.8.2.2 USLD-VG is a copper subloop facility from the cross-box in the field up to and including the point of demarcation at the customer's premises and may have load coils.
- 2.8.2.3 UCSL is a copper facility eighteen thousand (18,000) feet or less in length provided from the cross-box in the field up to and including the customer's point of demarcation. If available, this facility will not have any intervening equipment such as load coils between the customer and the cross-box.
- 2.8.2.3.1 If AFS requests a UCSL and it is not available, AFS may request the copper Subloop facility be modified pursuant to the ULM process to remove load coils and/or excessive bridged taps. If load coils and/or excessive bridged taps are removed, the facility will be classified as a UCSL.
- 2.8.2.4 USLD-INC is the distribution facility owned or controlled by AT&T inside a building or between buildings on the same property that is not separated by a public street or road. USLD-INC includes the facility from the cross-connect device in the building equipment room up to and including the point of demarcation at the customer's premises.
- 2.8.2.4.1 Upon request for USLD-INC from AFS, AT&T will install a cross-connect panel in the building equipment room for the purpose of accessing USLD-INC pairs from a building equipment room. The cross-connect panel will function as a single point of interconnection (SPOI) for USLD-INC and will be accessible by multiple carriers as space permits. AT&T will place cross-connect blocks in twenty five (25) pair increments for AFS's use on this cross-connect panel. AFS will be responsible for connecting its facilities to the twenty five (25) pair cross-connect block(s).
- 2.8.2.5 For access to Voice Grade USLD and UCSL, AFS shall install a cable to the AT&T cross-box pursuant to the terms and conditions for physical collocation for remote sites set forth in Attachment 4. This cable would be connected by an AT&T technician within the AT&T cross-box during the set-up process. AFS's cable pairs can then be connected to AT&T's USL within the AT&T cross-box by the AT&T technician.
- 2.8.2.6 Through the SI process, AT&T will determine whether access to USLs at the location requested by AFS is technically feasible and whether sufficient capacity exists in the cross-box. If existing capacity is sufficient to meet AFS's request, then AT&T will perform the site set-up as described in the CLEC Information Package, located at AT&T's Wholesale – Southeast Region Web site.
- 2.8.2.7 The site set-up must be completed before AFS can order Subloop pairs. For the site set-up in an AT&T cross-connect box in the field, AT&T will perform the necessary work to splice AFS's cable into the cross-connect box. For the site set-up inside a building equipment room, AT&T will perform the necessary work to install the cross-connect panel and the connecting block(s) that will be used to provide access to the requested USLs.
- 2.8.2.8 Once the site set-up is complete, AFS will request Subloop pairs through submission of a LSR form to the LCSC. OC is required with USL pair provisioning when AFS requests reuse of an existing facility, and the OC charge shall be billed in addition to the USL pair rate. For expedite requests by AFS for Subloop pairs, expedite charges will apply for intervals less than five (5) days.
- 2.8.2.9 USLs will be provided in accordance with AT&T's TR 73600 Unbundled Local Loop Technical Specifications.

- 2.8.3 Unbundled Network Terminating Wire (UNTW)
- 2.8.3.1 UNTW is unshielded twisted copper wiring that is used to extend circuits from an intra-building network cable terminal or from a building entrance terminal to an individual customer's point of demarcation. It is the final portion of the Loop that in multi-subscriber configurations represents the point at which the network branches out to serve individual subscribers.
- 2.8.3.2 This element will be provided in MDUs and/or Multi-Tenants Units (MTUs) where either Party owns wiring all the way to the customer's premises. Neither Party will provide this element in locations where the property owner provides its own wiring to the customer's premises, where a third party owns the wiring to the customer's premises.
- 2.8.3.3 Requirements
- 2.8.3.3.1 On a multi-unit premises, upon request of the other Party (Requesting Party), the Party owning the network terminating wire (Provisioning Party) will provide access to UNTW pairs on an Access Terminal that is suitable for use by multiple carriers at each Garden Terminal or Wiring Closet.
- 2.8.3.3.2 The Provisioning Party shall not be required to install new or additional NTW beyond existing NTW to provision the services of the Requesting Party.
- 2.8.3.3.3 In existing MDUs and/or MTUs in which AT&T does not own or control wiring (INC/NTW) to the customers premises, and AFS does own or control such wiring, AFS will install UNTW Access Terminals for AT&T under the same terms and conditions as AT&T provides UNTW Access Terminals to AFS.
- 2.8.3.3.4 In situations in which AT&T activates a UNTW pair, AT&T will compensate AFS for each pair activated commensurate to the price specified in AFS's Agreement.
- 2.8.3.3.5 Upon receipt of the UNTW SI requesting access to the Provisioning Party's UNTW pairs at a multi-unit premises, representatives of both Parties will participate in a meeting at the site of the requested access. The purpose of the site visit will include discussion of the procedures for installation and location of the Access Terminals. By request of the Requesting Party, an Access Terminal will be installed either adjacent to each of the Provisioning Party's Garden Terminal or inside each Wiring Closet. The Requesting Party will deliver and connect its central office facilities to the UNTW pairs within the Access Terminal. The Requesting Party may access any available pair on an Access Terminal. A pair is available when a pair is not being utilized to provide service or where the customer has requested a change in its local service provider to the Requesting Party. Prior to connecting the Requesting Party's service on a pair previously used by the Provisioning Party, the Requesting Party is responsible for ensuring the customer is no longer using the Provisioning Party's service or another CLEC's service before accessing UNTW pairs.
- 2.8.3.3.6 Access Terminal installation intervals will be established on an individual case basis.
- 2.8.3.3.7 The Requesting Party is responsible for obtaining the property owner's permission for the Provisioning Party to install an Access Terminal(s) on behalf of the Requesting Party. The submission of the SI by the Requesting Party will serve as certification by the Requesting Party that

such permission has been obtained. If the property owner objects to Access Terminal installations that are in progress or within thirty (30) days after completion and demands removal of Access Terminals, the Requesting Party will be responsible for costs associated with removing Access Terminals and restoring the property to its original state prior to Access Terminals being installed.

- 2.8.3.3.8 The Requesting Party shall indemnify and hold harmless the Provisioning Party against any claims of any kind that may arise out of the Requesting Party's failure to obtain the property owner's permission. The Requesting Party will be billed for nonrecurring and recurring charges for accessing UNTW pairs at the time the Requesting Party activates the pair(s). The Requesting Party will notify the Provisioning Party within five (5) business days of activating UNTW pairs using the LSR form.
- 2.8.3.3.9 If a trouble exists on a UNTW pair, the Requesting Party may use an alternate spare pair that serves that customer if a spare pair is available. In such cases, the Requesting Party will re-terminate its existing jumper from the defective pair to the spare pair. Alternatively, the Requesting Party will isolate and report troubles in the manner specified by the Provisioning Party. The Requesting Party must tag the UNTW pair that requires repair. If the Provisioning Party dispatches a technician on a reported trouble call and no UNTW trouble is found, the Provisioning Party will charge Requesting Party for time spent on the dispatch and testing the UNTW pair(s).
- 2.8.3.3.10 If the Requesting Party initiates the Access Terminal installation and the Requesting Party has not activated at least ten percent (10%) of the capacity of the Access Terminal installed pursuant to the Requesting Party's request for an Access Terminal within six (6) months of installation of the Access Terminal, the Provisioning Party will bill the Requesting Party a nonrecurring charge equal to the actual cost of provisioning the Access Terminal.
- 2.8.3.3.11 If the Provisioning Party determines that the Requesting Party is using the UNTW pairs without reporting the activation of the pairs, the Requesting Party will be billed for the use of that pair back to the date the customer began receiving service from the Requesting Party at that location. Upon request, the Requesting Party will provide copies of its billing record to substantiate such date. If the Requesting Party fails to provide such records, then the Provisioning Party will bill the Requesting Party back to the date of the Access Terminal installation.

2.9 Loop Makeup

2.9.1 Description of Service

- 2.9.1.1 AT&T shall make available to AFS LMU information with respect to Loops that are required to be unbundled under this Agreement so that AFS can make an independent judgment about whether the Loop is capable of supporting the advanced services equipment AFS intends to install and the services AFS wishes to provide. LMU is a preordering transaction, distinct from AFS ordering any other service(s). Loop Makeup Service Inquiries (LMUSI) and mechanized LMU queries for preordering LMU are likewise unique from other preordering functions with associated SIs as described in this Agreement.
- 2.9.1.2 AT&T will provide AFS LMU information consisting of the composition of the Loop material (copper/fiber); the existence, location and type of equipment on the Loop, including but not limited

to digital loop carrier or other remote concentration devices, feeder/distribution interfaces, bridged taps, load coils, pair-gain devices; the Loop length; the wire gauge and electrical parameters.

- 2.9.1.3 AT&T's LMU information is provided to AFS as it exists either in AT&T's databases or in its hard copy facility records. AT&T does not guarantee accuracy or reliability of the LMU information provided.
- 2.9.1.4 AT&T's provisioning of LMU information to the requesting CLEC for facilities is contingent upon either AT&T or the requesting CLEC controlling the Loop(s) that serve the service location for which LMU information has been requested by the CLEC. The requesting CLEC is not authorized to receive LMU information on a facility used or controlled by another CLEC unless AT&T receives a LOA from the voice CLEC (owner) or its authorized agent on the LMUSI submitted by the requesting CLEC.
- 2.9.1.5 AFS may choose to use equipment that it deems will enable it to provide a certain type and level of service over a particular AT&T Loop as long as that equipment does not disrupt other services on the AT&T network. The determination shall be made solely by AFS and AT&T shall not be liable in any way for the performance of the advanced data services provisioned over said Loop. The specific Loop type (e.g., ADSL, HDSL, or otherwise) ordered on the LSR must match the LMU of the Loop reserved taking into consideration any requisite line conditioning. The LMU data is provided for informational purposes only and does not guarantee AFS's ability to provide advanced data services over the ordered Loop type. Furthermore, the LMU information for Loops other than copper-only Loops (e.g., ADSL, UCL-ND, etc.) that support xDSL services, is subject to change at any time due to modifications and/or upgrades to AT&T's network. Except as set forth in Section 2.9.1.6 below, copper-only Loops will not be subject to change due to modification and/or upgrades to AT&T's network and will remain on copper facilities until the Loop is disconnected by AFS or the customer, or until AT&T retires the copper facilities via the FCC's and any applicable Commission's requirements. AFS is fully responsible for any of its service configurations that may differ from AT&T's technical standard for the Loop type ordered.
- 2.9.1.6 If AT&T retires its copper facilities using 47 C.F.R § 51.325(a) requirements; or is required by a governmental agency or regulatory body to move or replace copper facilities as a maintenance procedure, AT&T will notify AFS, according to the applicable network disclosure requirements. It will be AFS's responsibility to move any service it may provide over such facilities to alternative facilities. If AFS fails to move the service to alternative facilities by the date in the network disclosure notice, AT&T may terminate the service to complete the network change.
- 2.9.2 Submitting LMUSI
- 2.9.2.1 AFS may obtain LMU information and reserve facilities by submitting a mechanized LMU query or a manual LMUSI according to the terms and conditions as described in the LMU CLEC Information Package, incorporated herein by reference as it may be amended from time to time. The CLEC Information Package is located at the "CLEC UNE Product" on AT&T's Wholesale – Southeast Region Web site. After obtaining the Loop information from the mechanized LMU process, if AFS needs further Loop information in order to determine Loop service capability, AFS may initiate a separate Manual SI for a separate nonrecurring charge as set forth in Exhibit A.

- 2.9.2.2 All LSRs issued for reserved facilities shall reference the facility reservation number as provided by AT&T. AFS will not be billed any additional LMU charges for the Loop ordered on such LSR. If, however, AFS does not reserve facilities upon an initial LMUSI, AFS's placement of an order for an advanced data service type facility will incur the appropriate billing charges to include SI and reservation per Exhibit A.
- 2.9.2.3 Where AFS has reserved multiple Loop facilities on a single reservation, AFS may not specify which facility shall be provisioned when submitting the LSR. For those occasions, AT&T will assign to AFS, subject to availability, a facility that meets the AT&T technical standards of the AT&T type Loop as ordered by AFS.
- 2.9.2.4 Charges for preordering manual LMUSI or mechanized LMU are separate from any charges associated with ordering other services from AT&T.

3 Line Splitting

- 3.1 Line splitting shall mean that a provider of data services (a Data LEC) and a provider of voice services (a Voice CLEC) to deliver voice and data service to customers over the same Loop. The Voice CLEC and Data LEC may be the same or different carriers. AT&T will provide Line Splitting over a Loop (UNE-L) purchased by AFS pursuant to this Agreement.
- 3.2 Line Splitting – UNE-L. In the event AFS provides its own switching or obtains switching from a third party, AFS may engage in line splitting arrangements with another CLEC using a splitter, provided by AFS, in a Collocation Space at the central office where the loop terminates into a distribution frame or its equivalent.
- 3.3 AT&T must make all necessary network modifications, including providing nondiscriminatory access to OSS necessary for pre-ordering, ordering, provisioning, maintenance and repair, and billing for Loops used in line splitting arrangements. The Parties may use the Change Control Process to address necessary OSS modifications.
- 3.4 Provisioning Line Splitting – UNE-L
- 3.4.1 The Voice CLEC provides the splitter when providing Line Splitting with UNE-L. When AFS owns the splitter, Line Splitting requires the following: a loop from NID at the customer's location to the serving wire center and terminating into a distribution frame or its equivalent.
- 3.4.2 An unloaded 2-wire copper Loop must serve the customer. The meet point for the Voice CLEC and the Data LEC is the point of termination on the MDF for the Data LEC's cable and pairs.
- 3.4.3 To order Line Splitting utilizing UNE-L on a particular Loop, AFS must have a DSLAM collocated in the central office that serves the customer of such Loop.
- 3.4.4 AFS may purchase, install and maintain central office POTS splitters in its collocation arrangements. AFS may use such splitters for access to its customers and to provide digital line subscriber services to its customers using the high frequency spectrum of the UNE-L. Existing Collocation rules and procedures and the terms and conditions relating to Collocation set forth in

Attachment 4-Central Office shall apply.

- 3.5 Maintenance – Line Splitting – UNE-L
- 3.5.1 AT&T will be responsible for repairing voice troubles and the troubles with the physical loop between the NID at the customer's premises and the termination point.
- 3.5.2 AFS shall indemnify, defend and hold harmless AT&T from and against any claims, losses, actions, causes of action, suits, demands, damages, injury, and costs including reasonable attorney fees, which arise out of actions related to the other service provider, except to the extent caused by AT&T's gross negligence or willful misconduct.
- 3.5.3 For the state of Alabama, the following rights are in addition to the general indemnification rights set forth above:
- 3.5.3.1 PROVIDED, HOWEVER, that all amounts advanced in respect of such claims, losses and costs shall be repaid to AFS by AT&T if it shall ultimately be determined in a final judgment without further appeal by a court of appropriate jurisdiction that AT&T is not entitled to be indemnified for such claims, losses and costs because the Claims, Losses and Costs arose as a result of AT&T's gross negligence or willful misconduct.
- 3.5.3.2 AT&T will indemnify, defend and hold harmless AFS from and against any Claims, Losses and Costs which arise out of actions related to the other service provider (i.e. CLEC party to the line splitting arrangement who is not AFS brought against AFS to the extent such Claim alleges that the cause of Claim, Loss and Cost was found to be the result of AT&T's gross negligence or willful misconduct.
- 3.5.3.3 PROVIDED, HOWEVER, that AT&T shall have no obligation to indemnify AFS under this section unless AFS provides AT&T with prompt written notice of any such Claim; AFS permits AT&T to assume and control the defense to such action, with counsel chosen by AT&T; and AT&T does not enter into any settlement or compromise of such Claim.
- 3.5.3.4 PROVIDED, HOWEVER, that all amounts advanced in respect of such Claims, Losses and Costs shall be repaid to AT&T by AFS if it shall ultimately be determined in a final judgment without further appeal by a court of appropriate jurisdiction that AFS is not entitled to be indemnified for such Claims, Losses and Costs because the Claims, Losses and Costs did not arise as a result of AT&T's gross negligence or willful misconduct.
- 3.5.3.5 Definitions:
- 3.5.3.5.1 "Claim" means any threatened, pending or completed action, suit or proceeding, or any inquiry or investigation that AT&T or AFS in good faith believes might lead to the institution of any such action, suit or proceeding.
- 3.5.3.5.2 "Loss" means any and all damages, injuries, judgments, fines penalties, amounts paid or payable in settlement, deficiencies, and expenses (including all interest, assessments, and other charges paid or payable in connection with or respect of such Losses) incurred in connection with the Claim.

- 3.5.3.5.3 "Costs" means all reasonable attorney's fees and all other reasonable fees, expenses and obligations paid or incurred in connection with the Claim or related matters, including without limitation, investigating, defending, or participating (as a party, witness or otherwise) in (including on appeal), or preparing to defend or participate in any Claim.
- 3.6 Line Splitting – Loop and Port for the states of Georgia and North Carolina only
- 3.6.1 To the extent AFS is using a commingled arrangement that consists of a Loop purchased pursuant to this Agreement and Local Switching provided by AT&T pursuant to Section 271, AT&T will permit AFS to utilize Line Splitting. AT&T shall charge the applicable line splitting rates set forth in Exhibit A of this Agreement.
- 3.6.2 AFS shall provide AT&T with a signed LOA between it and the third party CLEC (Data CLEC or Voice CLEC) with which it desires to provision Line Splitting services, where AFS will not provide voice and data services.
- 3.6.3 Provisioning Line Splitting and Splitter Space – Loop and Port
- 3.6.3.1 The Data CLEC, Voice CLEC, or a third party may provide the splitter. When AFS or its authorized agent owns the splitter, Line Splitting requires the following: a non-designed analog Loop from the serving wire center to the NID at the customer's location; a collocation cross-connection connecting the Loop to the collocation space; and a second collocation cross-connection from the collocation space connected to a voice port.
- 3.6.3.2 An unloaded 2-wire copper Loop must serve the customer. The meet point for the Voice CLEC and the Data CLEC is the point of termination on the MDF for the Data CLEC's cable and pairs.
- 3.6.4 CLEC Provided Splitter – Line Splitting – Loop and Port
- 3.6.4.1 AFS or its authorized agent may purchase, install and maintain central office line splitters in its collocation arrangements. AFS or its authorized agent may use such splitters for access to its customers and to provide digital line subscriber services to its customers using the High Frequency Spectrum. Existing collocation rules and procedures and the terms and conditions relating to collocation set forth in Attachment 4-Central Office shall apply.
- 3.6.4.2 Any splitters installed by AFS or its authorized agent in its collocation arrangement shall comply with ANSI T1.413, Annex E, or any future ANSI splitter standards. AFS or its authorized agent may install any splitters that AT&T deploys or permits to be deployed for itself or any AT&T affiliate.
- 3.6.5 Maintenance – Line Splitting – Loop and Port
- 3.6.5.1 AT&T will be responsible for repairing troubles with the physical Loop between the NID at the customer's premises and the termination point.

4 Unbundled Network Element Combinations

4.1 For purposes of this Section, references to “Currently Combined” Network Elements shall mean that the particular Network Elements requested by AFS are in fact already combined by AT&T in the AT&T network. References to “Ordinarily Combined” Network Elements shall mean that the particular Network Elements requested by AFS are not already combined by AT&T in the location requested by AFS but are elements that are typically combined in AT&T’s network. References to “Not Typically Combined” Network Elements shall mean that the particular Network Elements requested by AFS are not elements that AT&T combines for its use in its network.

4.1.1 Except as otherwise set forth in this Agreement, upon request, AT&T shall perform the functions necessary to combine Network Elements that AT&T is required to provide under this Agreement in any manner, even if those elements are not ordinarily combined in AT&T’s network, provided that such Combination is technically feasible and will not undermine the ability of other carriers to obtain access to Network Elements or to interconnect with AT&T’s network.

4.1.2 To the extent AFS requests a Combination for which AT&T does not have methods and procedures in place to provide such Combination, rates and/or methods or procedures for such Combination will be developed pursuant to the BFR process.

4.2 Rates

4.2.1 The rates for the Currently Combined Network Elements specifically set forth in Exhibit A shall be the rates associated with such Combinations. Where a Currently Combined Combination is not specifically set forth in Exhibit A, the rate for such Currently Combined Combination shall be the sum of the recurring rates for those individual Network Elements as set forth in Exhibit A and/or Exhibit B in addition to the applicable nonrecurring switch-as-is charge set forth in Exhibit A.

4.2.2 The rates for the Ordinarily Combined Network Elements specifically set forth in Exhibit A shall be the nonrecurring and recurring charges for those Combinations. Where an Ordinarily Combined Combination is not specifically set forth in Exhibit A, the rate for such Ordinarily Combined Combination shall be the sum of the recurring rates for those individual Network Elements as set forth in Exhibit A and/or Exhibit B and nonrecurring rates for those individual Network Elements as set forth in Exhibit A.

4.2.3 The rates for Not Typically Combined Combinations shall be developed pursuant to the BFR process upon request of AFS.

4.3 Enhanced Extended Links (EELs)

4.3.1 EELs are combinations of Loops and Dedicated Transport as defined in this Attachment, together with any facilities, equipment, or functions necessary to combine those Network Elements. AT&T shall provide AFS with EELs where the underlying Network Element are available and are required to be provided pursuant to this Agreement and in all instances where the requesting carrier meets the eligibility requirements, if applicable.

- 4.3.2 High-capacity EELs are (1) combinations of Loop and Dedicated Transport, (2) Dedicated Transport commingled with a wholesale loop, or (3) a loop commingled with wholesale transport at the DS1 and/or DS3 level as described in 47 C.F.R. § 51.318(b).
- 4.3.3 By placing an order for a high-capacity EEL, AFS thereby certifies that the service eligibility criteria set forth herein are met for access to a converted high-capacity EEL, a new high-capacity EEL, or part of a high-capacity commingled EEL as a Network Element. AT&T shall have the right to audit AFS's high-capacity EELs as specified below.
- 4.3.4 Service Eligibility Criteria
- 4.3.4.1 High capacity EELs must comply with the following service eligibility requirements. AFS must certify for each high-capacity EEL that all of the following service eligibility criteria are met:
- 4.3.4.1.1 AFS has received state certification to provide local voice service in the area being served;
- 4.3.4.2 For each combined circuit, including each DS1 circuit, each DS1 EEL, and each DS1-equivalent circuit on a DS3 EEL:
- 4.3.4.2.1 1) Each circuit to be provided to each customer will be assigned a local number prior to the provision of service over that circuit;
- 4.3.4.2.2 2) Each DS1-equivalent circuit on a DS3 EEL must have its own local number assignment so that each DS3 must have at least twenty-eight (28) local voice numbers assigned to it;
- 4.3.4.2.3 3) Each circuit to be provided to each customer will have 911 or E911 capability prior to provision of service over that circuit;
- 4.3.4.2.4 4) Each circuit to be provided to each customer will terminate in a collocation arrangement that meets the requirements of 47 C.F.R. § 51.318(c);
- 4.3.4.2.5 5) Each circuit to be provided to each customer will be served by an interconnection trunk over which AFS will transmit the calling party's number in connection with calls exchanged over the trunk;
- 4.3.4.2.6 6) For each twenty-four (24) DS1 EELs or other facilities having equivalent capacity, AFS will have at least one (1) active DS1 local service interconnection trunk over which AFS will transmit the calling party's number in connection with calls exchanged over the trunk; and
- 4.3.4.2.7 7) Each circuit to be provided to each customer will be served by a switch capable of switching local voice traffic.
- 4.3.4.3 AT&T may, on an annual basis, audit AFS's records in order to verify compliance with the qualifying service eligibility criteria. To invoke the audit, AT&T will send a Notice of Audit to AFS. Such Notice of Audit will be delivered to AFS no less than thirty (30) days prior to the date upon which AT&T seeks to commence an audit.

- 4.3.4.3.1 Such Notice of Audit to AFS shall state AT&T's concern that AFS is not complying with the service eligibility requirements as set forth above and a concise statement of the reasons therefor. AT&T is not required to provide documentation, as distinct from a statement of concern, to support its basis for an audit, or seek the concurrence of the requesting carrier before selecting the location of the audit. AT&T may select the independent auditor without the prior approval of AFS or the Commission. Challenges to the independence of the auditor may be filed with the Commission only after the audit has been concluded.
- 4.3.4.3.2 For the state of Alabama, AFS may, however, challenge the legal qualifications of the auditor selected by filing an objection to that effect with the Commission within 10 days of receiving AT&T's Notice of Audit.
- 4.3.4.3.3 For the state of Louisiana, AT&T's notice to AFS shall include a listing of the circuits for which AT&T alleges noncompliance, including all supporting documentation and a list of three auditors from which AFS may choose one to conduct the audit.
- 4.3.4.4 The audit shall be conducted by a third party independent auditor, and the audit must be performed in accordance with the standards established by the American Institute for Certified Public Accountants (AICPA) which will require the auditor to perform an "examination engagement" and issue a report regarding AFS's compliance with the high capacity EEL eligibility criteria. AICPA standards and other AICPA requirements will be used to determine the independence of an auditor. The independent auditor's report will conclude whether AFS complied in all material respects with the applicable service eligibility criteria. Consistent with standard auditing practices, such audits require compliance testing designed by the independent auditor.
- 4.3.4.5 To the extent the independent auditor's report concludes that AFS failed to comply with the service eligibility criteria, AFS must true-up any difference in payments, convert all noncompliant circuits to the appropriate service, and make the correct payments on a going-forward basis. In the event the auditor's report concludes that AFS did not comply in any material respect with the service eligibility criteria, AFS shall reimburse AT&T for the cost of the independent auditor. To the extent the auditor's report concludes that AFS did comply in all material respects with the service eligibility criteria, AT&T will reimburse AFS for its reasonable and demonstrable costs associated with the audit. AFS will maintain appropriate documentation to support its certifications. The Parties shall provide such reimbursement within thirty (30) days of receipt of a statement of such costs.
- 4.3.4.5.1 For the state of Alabama, AFS will maintain appropriate documentation to support its certifications and may dispute any portion of the findings of an audit by petitioning the Commission for a review within twenty (20) days of receiving the reported findings of the auditor.
- 4.3.4.6 In the event AFS converts special access services to Network Elements, AFS shall be subject to the termination liability provisions in the applicable special access tariffs, if any.

5 Dedicated Transport and Dark Fiber Transport

- 5.1 Dedicated Transport. Dedicated Transport is defined as AT&T's transmission facilities between wire centers or switches owned by AT&T, or between wire centers or switches owned by AT&T and switches owned by AFS, including but not limited to DS1, DS3 and OCn level services, as well as

dark fiber, dedicated to AFS. AT&T shall not be required to provide access to OCn level Dedicated Transport under any circumstances pursuant to this Agreement.

5.2 DS1 and DS3 Dedicated Transport Requirements

5.2.1 For purposes of this Section 5.2, a Business Line is as defined in 47 C.F.R. § 51.5.

5.2.2 Notwithstanding anything to the contrary in this Agreement, AT&T shall make available Dedicated Transport as described in this Agreement, except in any wire center meeting the criteria described below:

5.2.2.1 DS1 Dedicated Transport where both wire centers at the end points of the route contain thirty-eight thousand (38,000) or more Business Lines or four (4) or more fiber-based collocators.

5.2.2.2 DS3 Dedicated Transport where both wire centers at the end points of the route contain twenty-four thousand (24,000) or more Business Lines or three (3) or more fiber-based collocators.

5.2.2.3 The Master List of Unimpaired Wire Centers and AT&T's List of Unimpaired Wire Centers, as described in Section 1.8, sets forth the list of wire centers meeting the criteria set forth in Sections 5.2.2.1 and 5.2.2.2 above as of March 11, 2005.

5.2.2.4 Once a wire center meets or exceeds either of the thresholds set forth in Section 5.2.2.1 above, no future DS1 Dedicated Transport unbundling will be required between that wire center and any other wire center exceeding these same thresholds.

5.2.2.5 Once a wire center meets or exceeds either of the thresholds set forth in Section 5.2.2.2 above, no future DS3 Dedicated Transport will be required between that wire center and any other wire center meeting or exceeding these same thresholds.

5.2.2.6 Modifications and Updates to the Wire Center List and Subsequent Transition Periods

5.2.2.6.1 In the event AT&T identifies additional wire centers that meet the criteria set forth in Sections 5.2.2.1 or 5.2.2.2 above, but that were not included in the Master List of Unimpaired Wire Centers or AT&T's List of Unimpaired Wire Centers, AT&T shall include such additional wire centers in a Accessible Letter. Each such list of additional wire centers shall be considered a Subsequent Wire Center List. AT&T will follow any notification procedures set forth in applicable Commission orders.

5.2.2.6.2 AFS shall have thirty (30) business days to dispute the additional wire centers listed on AT&T's Accessible Letter. Absent such dispute, effective thirty (30) business days after the date of an AT&T Accessible Letter providing a Subsequent Wire Center List, AT&T shall not be required to provide DS1 and DS3 Dedicated Transport, as applicable, in such additional wire center(s), except pursuant to the self-certification process as set forth in Section 1.8 of this Attachment.

5.2.2.6.3 For purposes of Section 5.2.2.6 above, AT&T shall make available DS1 and DS3 Dedicated Transport that were in service for AFS in a wire center on the Subsequent Wire Center List as of the thirtieth (30th) business day after the date of AT&T's Accessible Letter identifying the Subsequent Wire Center List (Subsequent Embedded Base) until one hundred eighty (180) days

after the thirtieth (30th) business day from the date of AT&T's Accessible Letter identifying the Subsequent Wire Center List (Subsequent Transition Period).

- 5.2.2.6.4 The rates set forth in Exhibit B shall apply to the Subsequent Embedded Base during the Subsequent Transition Period.
- 5.2.2.6.5 No later than one hundred eighty (180) days from AT&T's Accessible Letter identifying the Subsequent Wire Center List, AFS shall submit an LSR(s) or spreadsheet(s) as applicable, identifying the Subsequent Embedded Base of circuits to be disconnected or converted to other AT&T services.
- 5.2.2.6.6 In the case of disconnection, the applicable disconnect charges set forth in this Agreement shall apply.
- 5.2.2.6.6.1 If AFS fails to submit the LSR(s) or spreadsheet(s) for all of its Subsequent Embedded Base by one hundred eighty (180) days after the date of AT&T's Accessible Letter identifying the Subsequent Wire Center List, AT&T will identify AFS's remaining Subsequent Embedded Base, if any, and will transition such circuits to the equivalent tariffed AT&T service(s). In the states of Florida, Mississippi and South Carolina, those circuits identified and transitioned by AT&T shall be subject to the applicable disconnect charges as set forth in this Agreement and the full nonrecurring charges for installation of the equivalent tariffed AT&T service as set forth in AT&T's tariffs. In the states of Alabama, Georgia and North Carolina, those circuits identified and transitioned by AT&T shall be subject to the applicable switch-as-is rates set forth in Exhibit A of Attachment 2. For the state of Louisiana, those circuits identified and transitioned by AT&T shall be subject to the applicable switch-as-is rates set forth in AT&T's tariffs.
- 5.2.2.6.7 For Subsequent Embedded Base circuits converted pursuant to Section 5.2.2.6.5 above or transitioned pursuant to Section 5.2.2.6.6.1 above, the applicable recurring tariff charges shall apply as of the earlier of the date each circuit is converted or transitioned, as applicable, or the first day after the end of the Subsequent Transition Period.
- 5.2.3 AT&T shall:
- 5.2.4 Provide AFS exclusive use of Dedicated Transport to a particular customer or carrier;
- 5.2.5 Provide all technically feasible features, functions, and capabilities of Dedicated Transport as outlined within the technical requirements of this section;
- 5.2.6 Permit, to the extent technically feasible, AFS to connect Dedicated Transport to equipment designated by AFS, including but not limited to, AFS's collocated facilities; and
- 5.2.7 Permit, to the extent technically feasible, AFS to obtain the functionality provided by AT&T's digital cross-connect systems.
- 5.3 AT&T shall offer Dedicated Transport:
- 5.3.1 As capacity on a shared facility; and

- 5.3.2 As a circuit (i.e., DS0, DS1, DS3, STS-1) dedicated to AFS.
- 5.4 Dedicated Transport may be provided over facilities such as optical fiber, copper twisted pair, and coaxial cable, and shall include transmission equipment such as line terminating equipment, amplifiers, and regenerators.
- 5.5 AFS may obtain a maximum of twelve (12) unbundled DS3 Dedicated Transport circuits on each Route where DS3 Dedicated Transport is available as a Network Element, and a maximum of ten (10) unbundled DS1 Dedicated Transport circuits on each Route where there is no 251(c)(3) unbundling obligation for DS3 Dedicated Transport, but for which impairment exists for DS1 Dedicated Transport. For purposes of this Section 5, a "Route" is defined in 47 C.F.R. § 51.319 (e) as a transmission path between one of an incumbent LEC's wire centers or switches and another of the incumbent LECs wire centers or switches. A route between two (2) points (e.g. wire center or switch "A" and wire center or switch "Z") may pass through one or more intermediate wire centers or switches (e.g. wire center or switch "X"). Transmission paths between the same end points (e.g. wire center or switch "A" and wire center or switch "Z") are the same "route", irrespective of whether they pass through the same intermediate wire centers or switches, if any.
- 5.6 Technical Requirements
- 5.6.1 AT&T shall offer DS0 equivalent interface transmission rates for DS0 or voice grade Dedicated Transport. For DS1 or DS3 circuits, Dedicated Transport shall at a minimum meet the performance, availability, jitter, and delay requirements specified for Customer Interface to Central Office (CI to CO) connections in the applicable industry standards.
- 5.6.2 AT&T shall offer the following interface transmission rates for Dedicated Transport:
- 5.6.2.1 DS0 Equivalent;
- 5.6.2.2 DS1;
- 5.6.2.3 DS3;
- 5.6.2.4 STS-1; and
- 5.6.2.5 SDH (Synchronous Digital Hierarchy) Standard interface rates are in accordance with International Telecommunications Union (ITU) Recommendation G.707 and Plesiochronous Digital Hierarchy (PDH) rates per ITU Recommendation G.704.
- 5.6.3 AT&T shall design Dedicated Transport according to its network infrastructure. AFS shall specify the termination points for Dedicated Transport.
- 5.6.4 At a minimum, Dedicated Transport shall meet each of the requirements set forth in the applicable industry technical references and AT&T Technical References:
- 5.6.4.1 Telcordia TR-TSY-000191 Alarm Indication Signals Requirements and Objectives, Issue 1, May 1986.

- 5.6.4.2 AT&T's TR73501 LightGate® Service Interface and Performance Specifications, Issue D, June 1995.
- 5.6.4.3 AT&T's TR73525 MegaLink® Service, MegaLink Channel Service and MegaLink Plus Service Interface and Performance Specifications, Issue C, May 1996.
- 5.7 Unbundled Channelization (Multiplexing)
- 5.7.1 To the extent AFS is purchasing DS1 or DS3 or STS-1 Dedicated Transport pursuant to this Agreement, Unbundled Channelization (UC) provides the optional multiplexing capability that will allow a DS1 (1.544 Mbps) or DS3 (44.736 Mbps) or STS-1 (51.84 Mbps) Network Elements to be multiplexed or channelized at an AT&T central office. Channelization can be accomplished through the use of a multiplexer or a digital cross-connect system at the discretion of AT&T. Once UC has been installed, AFS may request channel activation on a channelized facility and AT&T shall connect the requested facilities via COCIs. The COCI must be compatible with the lower capacity facility and ordered with the lower capacity facility. This service is available as defined in NECA 4.
- 5.7.2 AT&T shall make available the following channelization systems and interfaces:
- 5.7.2.1 DS1 Channelization System: channelizes a DS1 signal into a maximum of twenty-four (24) DS0s. The following COCI are available: Voice Grade, Digital Data and ISDN.
- 5.7.2.2 DS3 Channelization System: channelizes a DS3 signal into a maximum of twenty-eight (28) DS1s. A DS1 COCI is available with this system.
- 5.7.2.3 STS-1 Channelization System: channelizes a STS-1 signal into a maximum of twenty-eight (28) DS1s. A DS1 COCI is available with this system.
- 5.7.3 Technical Requirements. In order to assure proper operation with AT&T provided central office multiplexing functionality, AFS's channelization equipment must adhere strictly to form and protocol standards. AFS must also adhere to such applicable industry standards for the multiplex channel bank, for voice frequency encoding, for various signaling schemes, and for sub rate digital access.
- 5.8 Dark Fiber Transport. Dark Fiber Transport is defined as Dedicated Transport that consists of unactivated optical interoffice transmission facilities without attached signal regeneration, multiplexing, aggregation or other electronics.
- 5.8.1 Dark Fiber Transport Requirements
- 5.8.1.1 For purposes of this Section 5.8, a Business Line is as defined in 47 C.F.R. § 51.5.
- 5.8.1.2 Notwithstanding anything to the contrary in this Agreement, AT&T shall make available Dark Fiber Transport as described in this Agreement, except in any wire center meeting the criteria described below:
- 5.8.1.2.1 Dark Fiber Transport where both wire centers at the end points of the route contain twenty-four thousand (24,000) or more Business Lines or three (3) or more fiber-based collocators.

- 5.8.1.3 The Master List of Unimpaired Wire Centers or AT&T's List of Unimpaired Wire Centers, as described in Section 1.8, sets forth the list of wire centers meeting the criteria set forth in Section 5.8.1.2.1 above as of March 11, 2005.
- 5.8.1.4 Once any wire center exceeds either of the thresholds set forth in Section 5.8.1.2.1 above, no future Dark Fiber Transport unbundling will be required in that wire center.
- 5.8.1.5 Modifications and Updates to the Wire Center List and Subsequent Transition Periods
- 5.8.1.5.1 In the event AT&T identifies additional wire centers that meet the criteria set forth in Section 5.8.1.2.1 above, but that were not included in the Master List of Unimpaired Wire Centers or AT&T's List of Unimpaired Wire Centers, AT&T shall include such additional wire centers in an Accessible Letter. Each such list of additional wire centers shall be considered a "Subsequent Wire Center List". AT&T will follow any notification procedures in applicable Commission orders.
- 5.8.1.5.2 AFS shall have thirty (30) business days to dispute the additional wire centers listed on AT&T's Accessible Letter. Absent such dispute, effective thirty (30) business days after the date of an AT&T Accessible Letter providing a Subsequent Wire Center List, AT&T shall not be required to provide unbundled access to Dark Fiber Transport, as applicable, in such additional wire center(s), except pursuant to the self-certification process as set forth in Section 1.8 of this Attachment.
- 5.8.1.5.3 For purposes of Section 5.8.1.5 above, AT&T shall make available Dark Fiber Transport that was in service for AFS in a wire center on the Subsequent Wire Center List as of the thirtieth (30) business day after the date of AT&T's Accessible Letter identifying the Subsequent Wire Center List (Subsequent Embedded Base) until one hundred eighty (180) days after the thirtieth (30th) business day from the date of AT&T's Accessible Letter identifying the Subsequent Wire Center List (Subsequent Transition Period).
- 5.8.1.5.4 The rates set forth in Exhibit B shall apply to the Subsequent Embedded Base during the Subsequent Transition Period.
- 5.8.1.5.5 No later than one hundred eighty (180) days from AT&T's Accessible Letter identifying the Subsequent Wire Center List, AFS shall submit an LSR(s) or spreadsheet(s) as applicable, identifying the Subsequent Embedded Base of circuits to be disconnected or converted to other AT&T services.
- 5.8.1.5.6 In the case of disconnection, the applicable disconnect charges set forth in this Agreement shall apply.
- 5.8.1.5.6.1 If AFS fails to submit the LSR(s) or spreadsheet(s) for all of its Subsequent Embedded Base by one hundred eighty (180) days after the date of AT&T's Accessible Letter identifying the Subsequent Wire Center List, AT&T will identify AFS's remaining Subsequent Embedded Base, if any, and will transition such circuits to the equivalent tariffed AT&T service(s).
- 5.8.1.5.6.2 In the states of Florida, Mississippi and South Carolina, those circuits identified and transitioned by AT&T shall be subject to the applicable disconnect charges as set forth in this Agreement and the full nonrecurring charges for installation of the equivalent tariffed AT&T service as set forth in

AT&T's tariffs. In the states of Alabama, Georgia and South Carolina, those circuits identified and transitioned by AT&T shall be subject to the applicable switch-as-is rates set forth in Exhibit A of Attachment 2. In the state of Louisiana, those circuits identified and transitioned by AT&T shall be subject to the full nonrecurring charges for installation of the equivalent tariffed AT&T service as set forth in AT&T's tariffs.

5.8.1.5.6.3 For Subsequent Embedded Base circuits converted pursuant to Section 5.8.1.5.5 above or transitioned pursuant to Section 5.8.1.5.6.1 above, the applicable recurring tariff charges shall apply as of the earlier of the date each circuit is converted or transitioned, as applicable, or the first day after the end of the Subsequent Transition Period.

5.9 Rearrangements

5.9.1 A request to move a working AFS Dedicated Transport circuit or a Combination including Dedicated Transport from one connecting facility assignment (CFA) to another CFA in the same AT&T Central Office (Change in CFA), shall not constitute the establishment of new service. The applicable Rearrangement rates for the Change in CFA are set forth in Exhibit A.

5.9.2 A request to reterminate one end of a Dedicated Transport facility that is not a Change in CFA and thus results in retermination in a different AT&T Central Office (Retermination) shall constitute disconnection of existing service and the establishment of new service. Disconnect charges and full nonrecurring charges for establishment of service, as set forth in Exhibit A, shall apply.

5.9.3 Upon request of AFS, AT&T shall project manage the Change in CFA or Retermination of Dedicated Transport and Combinations that include Dedicated Transport as described in Sections 5.9.1 and 5.9.2 above and AFS may request OC-TS for such orders.

5.9.4 AT&T shall accept a LOA between AFS and another carrier that will allow AFS, in connection with a Change in CFA or Retermination, to connect Dedicated Transport or a Combination that includes Dedicated Transport, via a CFA, to the other carrier's collocation space or to another carrier's Multiplexer.

6 Automatic Location Identification/Data Management System (ALI/DMS)

6.1 911 and E911 Databases

6.1.1 AT&T shall provide AFS with nondiscriminatory access to 911 and E911 databases on an unbundled basis, in accordance with 47 C.F.R. § 51.319 (f).

6.1.2 The ALI/DMS database contains end user information (including name, address, telephone information, and sometimes special information from the local service provider or end user) used to determine to which PSAP to route the call. The ALI/DMS database is used to provide enhanced routing flexibility for E911. AFS will be required to provide the AT&T 911 database vendor daily service order updates to E911 database in accordance with Section 6.2.1 below.

- 6.2 Technical Requirements
- 6.2.1 AT&T's 911 database vendor shall provide AFS the capability of providing updates to the ALI/DMS database through a specified electronic interface. AFS shall contact AT&T's 911 database vendor directly to request interface. AFS shall provide updates directly to AT&T's 911 database vendor on a daily basis. Updates shall be the responsibility of AFS and AT&T shall not be liable for the transactions between AFS and AT&T's 911 database vendor.
- 6.2.2 It is AFS's responsibility to retrieve and confirm statistical data and to correct errors obtained from AT&T's 911 database vendor on a daily basis. All errors will be assigned a unique error code and the description of the error and the corrective action is described in the CLEC Users Guide for Facility Based Providers that is found on the AT&T Wholesale – Southeast Region Web site.
- 6.2.3 AFS shall conform to the AT&T standards as described in the CLEC Users Guide to E911 for Facilities Based Providers that is located on the AT&T Wholesale – Southeast Region Web site.
- 6.2.4 Stranded Unlocks are defined as end user records in AT&T's ALI/DMS database that have not been migrated for over ninety (90) days to AFS, as a new provider of local service to the end user. Stranded Unlocks are those end user records that have been "unlocked" by the previous local exchange carrier that provided service to the end user and are open for AFS to assume responsibility for such records.
- 6.2.4.1 Based upon end user record ownership information available in the NPAC database, AT&T shall provide a Stranded Unlock annual report to AFS that reflects all Stranded Unlocks that remain in the ALI/DMS database for over ninety (90) days. AFS shall review the Stranded Unlock report, identify its end user records and request to either delete such records or migrate the records to AFS within two (2) months following the date of the Stranded Unlock report provided by AT&T. AFS shall reimburse AT&T for any charges AT&T's database vendor imposes on AT&T for the deletion of AFS's records.
- 6.3 911 PBX Locate Service®. 911 PBX Locate Service is comprised of a database capability and a separate transport component.
- 6.3.1 Description of Product. The transport component provides a dedicated trunk path from a Private Branch Exchange (PBX) switch to the appropriate AT&T 911 tandem.
- 6.3.1.1 The database capability allows AFS to offer an E911 service to its PBX end users that identifies to the PSAP the physical location of the AFS PBX 911 end user station telephone number for the 911 call that is placed by the end user.
- 6.3.2 AFS may order either the database capability or the transport component as desired or AFS may order both components of the service.
- 6.3.3 911 PBX Locate Database Capability. AFS's end user or AFS's end user's database management agent (DMA) must provide the end user PBX station telephone numbers and corresponding address and location data to AT&T's 911 database vendor. The data will be loaded and maintained in AT&T's ALI database.

- 6.3.4 Ordering, provisioning, testing and maintenance shall be provided by AFS pursuant to the 911 PBX Locate Marketing Service Description (MSD) that is located on the AT&T Wholesale -Southeast Region Web site.
- 6.3.5 AFS's end user, or AFS's end user DMA must provide ongoing updates to AT&T's 911 database vendor within a commercially reasonable timeframe of all PBX station telephone number adds, moves and deletions. It will be the responsibility of AFS to ensure that the end user or DMA maintain the data pertaining to each end user's extension managed by the 911 PBX Locate Service product. AFS should not submit telephone number updates for specific PBX station telephone numbers that are submitted by AFS's end user, or AFS's end user DMA under the terms of 911 PBX Locate product.
- 6.3.5.1 AFS must provision all PBX station numbers in the same LATA as the E911 tandem.
- 6.3.6 AFS agrees to release, indemnify, defend and hold harmless AT&T from any and all loss, claims, demands, suits, or other action, or any liability whatsoever, whether suffered, made, instituted or asserted by AFS's end user or by any other party or person, for any personal injury to or death of any person or persons, or for any loss, damage or destruction of any property, whether owned by AFS or others, or for any infringement or invasion of the right of privacy of any person or persons, caused or claimed to have been caused, directly or indirectly, by the installation, operation, failure to operate, maintenance, removal, presence, condition, location or use of PBX Locate Service features or by any services which are or may be furnished by AT&T in connection therewith, including but not limited to the identification of the telephone number, address or name associated with the telephone used by the party or parties accessing 911 services using 911 PBX Locate Service hereunder, except to the extent caused by AT&T's gross negligence or willful misconduct. AFS is responsible for assuring that its authorized end users comply with the provisions of these terms and that unauthorized persons do not gain access to or use the 911 PBX Locate Service through user names, passwords, or other identifiers assigned to AFS's end user or DMA pursuant to these terms. Specifically, AFS's end user or DMA must keep and protect from use by any unauthorized individual identifiers, passwords, and any other security token(s) and devices that are provided for access to this product.
- 6.3.7 AFS may only use AT&T PBX Locate Service solely for the purpose of validating and correcting 911 related data for AFS's end users' telephone numbers for which it has direct management authority.
- 6.3.8 911 PBX Locate Transport Component. The 911 PBX Locate Service transport component requires AFS to order a CAMA type dedicated trunk from AFS's end user premise to the appropriate AT&T 911 tandem pursuant to the following provisions.
- 6.3.8.1 Except as otherwise set forth below, a minimum of two (2) end user specific, dedicated 911 trunks are required between the AFS's end user premise and the AT&T 911 tandem as described in AT&T's TR 73576 and in accordance with the 911 PBX Locate Marketing Service Description located on the AT&T Wholesale – Southeast Region Web site. AFS is responsible for connectivity between the end user's PBX and AFS's switch or POP location. AFS will then order 911 trunks from their switch or POP location to the AT&T 911 tandem. The dedicated trunks shall be, at a

minimum, DS0 level trunks configured as part of a digital interface (delivered over a AFS purchased DS1 facility that hands off at a DS1 or higher level digital or optical interface). AFS is responsible for ensuring that the PBX switch is capable of sending the calling station's Direct Inward Dial (DID) telephone number to the AT&T 911 tandem in a specified Multi-frequency (MF) Address Signaling Protocol. If the PBX switch supports Primary Rate ISDN (PRI) and the calling stations are DID numbers, then the 911 call can be transmitted using PRI, and there will be no requirement for the PBX Locate Transport component.

- 6.3.9 Ordering and Provisioning. AFS will submit an Access Service Request (ASR) to AT&T to order a minimum of two (2) end user specific 911 trunks from its switch or POP location to the AT&T 911 tandem.
- 6.3.9.1 Testing and maintenance shall be provided by AFS pursuant to the 911 PBX Locate Marketing Service description that is located on the AT&T Wholesale – Southeast Region Web site.
- 6.3.10 Rates. Rates for the 911 PBX Locate Service database component are set forth in Exhibit A. Trunks and facilities for 911 PBX Locate transport component may be ordered by AFS pursuant to the terms and conditions set forth in Attachment 3.

7 White Pages Listings

- 7.1 AT&T shall provide AFS and its customers access to white pages directory listings under the following terms:
- 7.1.1 Listings. AFS shall provide all new, changed and deleted listings on a timely basis and AT&T or its agent will include AFS residential and business customer listings in the appropriate White Pages (residential and business) or alphabetical directories in the geographic areas covered by this Agreement. Directory listings will make no distinction between AFS and AT&T customers. AFS shall provide listing information in accordance with the procedures set forth in The AT&T Business Rules for Local Ordering found at AT&T's Wholesale – Southeast Region Web site.
- 7.1.2 Unlisted/Non-Published Customers. AFS will be required to provide to AT&T the names, addresses and telephone numbers of all AFS customers who wish to be omitted from directories. Unlisted/Non-Published listings will be subject to the rates as set forth in AT&T's GSST and shall not be subject to wholesale discount.
- 7.1.3 Inclusion of AFS Customers in Directory Assistance Database. AT&T will include and maintain AFS customer listings in AT&T's DA databases. AFS shall provide such Directory Assistance listings to AT&T at no charge.
- 7.1.4 Listing Information Confidentiality. AT&T will afford AFS's directory listing information the same level of confidentiality that AT&T affords its own directory listing information.
- 7.1.5 Additional and Designer Listings. Additional and designer listings will be offered by AT&T at tariffed rates as set forth in AT&T's GSST and shall not be subject to the wholesale discount.

- 7.1.6 Rates. So long as AFS provides listing information to AT&T as set forth in Section 7.1.2 above, AT&T shall provide to AFS one (1) basic White Pages directory listing per AFS customer at no charge other than applicable service order charges as set forth in AT&T's tariffs. Except in the case of a LSR submitted solely to port a number from AT&T, if such listing is requested on the initial LSR associated with the request for services, a single manual service order charge or electronic service order charge, as appropriate, as described in Attachment 6, will apply to both the request for service and the request for the directory listing. Where a subsequent LSR is placed solely to request a directory listing, or is placed to port a number and request a directory listing, separate service order charges as set forth in AT&T's tariffs shall apply, as well as the manual service order charge or the electronic service order charge, as appropriate, as described in Attachment 6.
- 7.2 Directories. AT&T or its agent shall make available White Pages directories to AFS customer at no charge or as specified in a separate agreement between AFS and AT&T's agent.
- 7.3 Procedures for submitting AFS Subscriber Listing Information (SLI) are found in The AT&T Business Rules for Local Ordering found at AT&T's Wholesale – Southeast Region Web site.
- 7.3.1 AFS authorizes AT&T to release all AFS SLI provided to AT&T by AFS to qualifying third parties. Such AFS SLI shall be intermingled with AT&T's own customer listings and listings of any other CLEC that has authorized a similar release of SLI.
- 7.3.2 No compensation shall be paid to AFS for AT&T's receipt of AFS SLI, or for the subsequent release to third parties of such SLI. In addition, to the extent AT&T incurs costs to modify its systems to enable the release of AFS's SLI, or costs on an ongoing basis to administer the release of AFS SLI, AFS shall pay to AT&T its proportionate share of the reasonable costs associated therewith. At any time that costs may be incurred to administer the release of AFS's SLI, AFS will be notified. If AFS does not wish to pay its proportionate share of these reasonable costs, AFS may instruct AT&T that it does not wish to release its SLI to independent publishers, and AFS shall amend this Agreement accordingly. AFS will be liable for all costs incurred until the effective date of the agreement.
- 7.3.3 Neither AT&T nor any agent shall be liable for the content or accuracy of any SLI provided by AFS under this Agreement. AFS shall indemnify, except to the extent caused by AT&T's gross negligence or willful misconduct, hold harmless and defend AT&T and its agents from and against any damages, losses, liabilities, demands, claims, suits, judgments, costs and expenses (including but not limited to reasonable attorneys' fees and expenses) arising from AT&T's tariff obligations or otherwise and resulting from or arising out of any third party's claim of inaccurate AFS listings or use of the SLI provided pursuant to this Agreement. AT&T may forward to AFS any complaints received by AT&T relating to the accuracy or quality of AFS listings.
- 7.3.4 Listings and subsequent updates will be released consistent with AT&T system changes and/or update scheduling requirements.

UNBUNDLED NETWORK ELEMENTS - Florida

CATEGORY	RATE ELEMENTS	Interim	Zone	BCS	USOC	RATES(\$)	Svc Order Submitted Elec per LSR	Svc Order Submitted Manually per LSR	Att: 2 Exh: A											
									Incremental Charge - Manual Svc Order vs. Electronic-1st	Incremental Charge - Manual Svc Order vs. Electronic-Add'l	Incremental Charge - Manual Svc Order vs. Electronic-Disc 1st	Incremental Charge - Manual Svc Order vs. Electronic-Disc Add'l	OSS Rates(\$)		SOMEK	SOMAN	SOMAN	SOMAN		
													First	Add'l					First	Add'l
<p>The "Zone" shown in the sections for stand-alone loops or loops as part of a combination refers to Geographically Deaveraged UNE Zones. To view Geographically Deaveraged UNE Zone Designations by Central Office, refer to Internet Website: http://wholesale.att.com/</p>											SOMEK		SOMAN		SOMAN		SOMAN		SOMAN	
OPERATIONS SUPPORT SYSTEMS (OSS) - "REGIONAL RATES"											SOMEK		SOMAN		SOMAN		SOMAN		SOMAN	
<p>NOTE: (1) CLEC should contact its contract negotiator if it prefers the "state specific" OSS charges as ordered by the State Commissions. The OSS charges currently contained in this rate exhibit are the AT&T "regional" service ordering charges. CLEC may elect either the state specific Commission ordered rates for the service ordering charges, or CLEC may elect the regional service ordering charge, however, CLEC can not obtain a mixture of the two regardless if CLEC has a interconnection contract established in each of the 9 states.</p> <p>NOTE: (2) Any element that can be ordered electronically will be billed according to the SOMEK rate listed in this category. Please refer to AT&T's Local Ordering Handbook (LOH) to determine if a product can be ordered electronically. For those elements that cannot be ordered electronically at present per the LOH, the listed SOMEK rate in this category reflects the charge that would be billed to a CLEC once electronic ordering capabilities come on-line for that element. Otherwise, the manual ordering charge, SOMAN, will be applied to a CLECs bill when it submits an LSR to AT&T.</p>											SOMEK		SOMAN		SOMAN		SOMAN		SOMAN	
UNE SERVICE DATE ADVANCEMENT CHARGE											SOMEK		SOMAN		SOMAN		SOMAN		SOMAN	
<p>NOTE: The Expedite charge will be maintained commensurate with BellSouth's FCC No.1 Tariff, Section 5 as applicable.</p>											SOMEK		SOMAN		SOMAN		SOMAN		SOMAN	
<p>UNE Expedite Charge per Circuit or Line Assignable USOC, per Day</p>											SOMEK		SOMAN		SOMAN		SOMAN		SOMAN	
ORDER MODIFICATION CHARGE											SOMEK		SOMAN		SOMAN		SOMAN		SOMAN	
Order Modification Charge (OMC)											SOMEK		SOMAN		SOMAN		SOMAN		SOMAN	
Order Modification Additional Dispatch Charge (OMCAD)											SOMEK		SOMAN		SOMAN		SOMAN		SOMAN	
UNBUNDLED EXCHANGE ACCESS LOOP											SOMEK		SOMAN		SOMAN		SOMAN		SOMAN	
2-WIRE ANALOG VOICE GRADE LOOP											SOMEK		SOMAN		SOMAN		SOMAN		SOMAN	
2-Wire Analog Voice Grade Loop - Service Level 1- Zone 1											SOMEK		SOMAN		SOMAN		SOMAN		SOMAN	
2-Wire Analog Voice Grade Loop - Service Level 1- Zone 2											SOMEK		SOMAN		SOMAN		SOMAN		SOMAN	
2-Wire Analog Voice Grade Loop - Service Level 1- Zone 3											SOMEK		SOMAN		SOMAN		SOMAN		SOMAN	
2-Wire Analog Voice Grade Loop - Service Level 1- Zone 1											SOMEK		SOMAN		SOMAN		SOMAN		SOMAN	
2-Wire Analog Voice Grade Loop - Service Level 1- Zone 2											SOMEK		SOMAN		SOMAN		SOMAN		SOMAN	
2-Wire Analog Voice Grade Loop - Service Level 1- Zone 3											SOMEK		SOMAN		SOMAN		SOMAN		SOMAN	
Tag Loop at End User Premise											SOMEK		SOMAN		SOMAN		SOMAN		SOMAN	
Loop Testing - Basic 1st Half Hour											SOMEK		SOMAN		SOMAN		SOMAN		SOMAN	
Loop Testing - Basic Additional Half Hour											SOMEK		SOMAN		SOMAN		SOMAN		SOMAN	
Manual Order Coordination for UVL-SL1s (per loop)											SOMEK		SOMAN		SOMAN		SOMAN		SOMAN	
Order Coordination for Specified Conversion Time for UVL-SL1 (per LSR)											SOMEK		SOMAN		SOMAN		SOMAN		SOMAN	

UNBUNDLED NETWORK ELEMENTS - Florida

CATEGORY	RATE ELEMENTS	Interim	Zone	BCS	USOC	RATES(\$)				Svc Order Submitted Elec per LSR	Svc Order Submitted Manually per LSR	Att: 2 Exh: A				
						Rec	Nonrecurring		Nonrecurring Disconnect			Incremental Charge - Manual Svc Order vs. Electronic-1st	Incremental Charge - Manual Svc Order vs. Electronic-Add'l	Incremental Charge - Manual Svc Order vs. Electronic-Disc 1st	Incremental Charge - Manual Svc Order vs. Electronic-Disc Add'l	
							First	Add'l	First							Add'l
										SOME C	SOMAN	SOMAN	SOMAN	SOMAN	SOMAN	
	Unbundled Non-Design Voice Loop, billing for AT&T providing make-up (Engineering Information - E.I.)			UEANL	UEANM		13.49									
	Unbundled Loop Service Rearrangement, change in loop facility, per circuit			UEANL	UREWO		15.78	8.94	25.62	6.57						
	Bulk Migration, per 2 Wire Voice Loop-SL1			UEANL	UREPN		49.57	22.83	25.62	6.57						
	Bulk Migration Order Coordination, per 2 Wire Voice Loop-SL1			UEANL	UREPM		9.00	9.00								
2-WIRE UNBUNDLED COPPER LOOP																
	2-Wire Unbundled Copper Loop - Non-Designed Zone 1		1	UEQ	UEQ2X		7.69	44.98	20.90	24.88	6.45					
	2-Wire Unbundled Copper Loop - Non-Designed - Zone 2		2	UEQ	UEQ2X		10.92	44.98	20.90	24.88	6.45					
	2-Wire Unbundled Copper Loop - Non-Designed - Zone 3		3	UEQ	UEQ2X		19.38	44.98	20.90	24.88	6.45					
	Tag Loop at End User Premise			UEQ	URETL			8.93	0.88							
	Loop Testing - Basic 1st Half Hour			UEQ	URET1			48.65	0.00							
	Loop Testing - Basic Additional Half Hour			UEQ	URETA			23.95	23.95							
	Manual Order Coordination 2 Wire Unbundled Copper Loop - Non-Designed (per loop)			UEQ	USBMC			9.00	9.00							
	Unbundled Copper Loop - Non-Design, billing for AT&T providing make-up (Engineering Information - E.I.)			UEQ	UEQMU		13.49									
	Unbundled Loop Service Rearrangement, change in loop facility, per circuit			UEQ	UREWO			14.27	7.43	24.88	6.45					
	Bulk Migration, per 2 Wire UCL-ND			UEQ	UREPN			44.98	20.90	24.88	6.45					
	Bulk Migration Order Coordination, per 2 Wire UCL-ND			UEQ	UREPM			8.00	9.00							
UNBUNDLED EXCHANGE ACCESS LOOP																
2-WIRE ANALOG VOICE GRADE LOOP																
	2-Wire Analog Voice Grade Loop - Service Level 2 w/Loop or Ground Start Signaling - Zone 1		1	UEA	UEAL2		12.24	135.75	82.47	63.53	12.01					
	2-Wire Analog Voice Grade Loop - Service Level 2 w/Loop or Ground Start Signaling - Zone 2		2	UEA	UEAL2		17.40	135.75	82.47	63.53	12.01					
	2-Wire Analog Voice Grade Loop - Service Level 2 w/Loop or Ground Start Signaling - Zone 3		3	UEA	UEAL2		30.87	135.75	82.47	63.53	12.01					
	2-Wire Analog Voice Grade Loop - Service Level 2 w/Reverse Battery Signaling - Zone 1		1	UEA	UEAR2		12.24	135.75	82.47	63.53	12.01					
	2-Wire Analog Voice Grade Loop - Service Level 2 w/Reverse Battery Signaling - Zone 2		2	UEA	UEAR2		17.40	135.75	82.47	63.53	12.01					
	2-Wire Analog Voice Grade Loop - Service Level 2 w/Reverse Battery Signaling - Zone 3		3	UEA	UEAR2		30.87	135.75	82.47	63.53	12.01					
	Switch-As-Is Conversion rate per UNE Loop, Single LSR, (per DSO)			UEA	URES L			8.98	8.98							
	Switch-As-Is Conversion rate per UNE Loop, Spreadsheet, (per DSO)			UEA	URES P			8.98	8.98							
	Unbundled Loop Service Rearrangement, change in loop facility, per circuit			UEA	UREWO			87.71	36.35							
	Loop Tagging - Service Level 2 (SL2)			UEA	URETL			11.21	1.10							
	Bulk Migration, per 2 Wire Voice Loop-SL2			UEA	UREPN			135.75	82.47							
	Bulk Migration Order Coordination, per 2 Wire Voice Loop-SL2			UEA	UREPM			0.00	0.00							
4-WIRE ANALOG VOICE GRADE LOOP																
	4-Wire Analog Voice Grade Loop - Zone 1		1	UEA	UEAL4		18.89	167.86	115.15	67.08	15.56					
	4-Wire Analog Voice Grade Loop - Zone 2		2	UEA	UEAL4		26.84	167.86	115.15	67.08	15.56					
	4-Wire Analog Voice Grade Loop - Zone 3		3	UEA	UEAL4		47.62	167.86	115.15	67.08	15.56					
	Switch-As-Is Conversion rate per UNE Loop, Single LSR, (per DSO)			UEA	URES L			8.98	8.98							
	Switch-As-Is Conversion rate per UNE Loop, Spreadsheet, (per DSO)			UEA	URES P			8.98	8.98							
	Unbundled Loop Service Rearrangement, change in loop facility, per circuit			UEA	UREWO			87.71	36.35							
2-WIRE ISDN DIGITAL GRADE LOOP																
	2-Wire ISDN Digital Grade Loop - Zone 1		1	UDN	U1L2X		19.28	147.69	94.41	62.23	10.71					
	2-Wire ISDN Digital Grade Loop - Zone 2		2	UDN	U1L2X		27.40	147.69	94.41	62.23	10.71					
	2-Wire ISDN Digital Grade Loop - Zone 3		3	UDN	U1L2X		48.62	147.69	94.41	62.23	10.71					
	Unbundled Loop Service Rearrangement, change in loop facility, per circuit			UDN	UREWO			91.61	44.15							
2-WIRE ASYMMETRICAL DIGITAL SUBSCRIBER LINE (ADSL) COMPATIBLE LOOP																
	2-Wire Unbundled ADSL Loop including manual service inquiry & facility reservation - Zone 1		1	UAL	UAL2X		8.30	149.53	103.85	75.05	15.63					

UNBUNDLED NETWORK ELEMENTS - Florida

CATEGORY	RATE ELEMENTS	Interim	Zone	BCS	USOC	RATES(\$)	Svc Order Submitted Elec per LSR	Svc Order Submitted Manually per LSR	Alt: 2 Exh: A								
									Incremental Charge - Manual Svc Order vs. Electronic-1st	Incremental Charge - Manual Svc Order vs. Electronic-Add'l	Incremental Charge - Manual Svc Order vs. Electronic-1st	Incremental Charge - Manual Svc Order vs. Electronic-Add'l	Incremental Charge - Manual Svc Order vs. Electronic-1st	Incremental Charge - Manual Svc Order vs. Electronic-Add'l			
															OSS Rates(\$)		
						Rec	Nonrecuring		Nonrecuring Disconnect		SOMEc	SOMAN	SOMAN	SOMAN	SOMAN	SOMAN	
							First	Add'l	First	Add'l							
	2 Wire Unbundled ADSL Loop including manual service inquiry & facility reservation - Zone 2		2	UAL	UAL2X	11.80	149.53	103.85	75.05	15.63							
	2 Wire Unbundled ADSL Loop including manual service inquiry & facility reservation - Zone 3		3	UAL	UAL2X	20.94	149.53	103.85	75.05	15.63							
	2 Wire Unbundled ADSL Loop without manual service inquiry & facility reservation - Zone 1		1	UAL	UAL2W	8.30	124.83	71.12	60.64	9.12							
	2 Wire Unbundled ADSL Loop without manual service inquiry & facility reservation - Zone 2		2	UAL	UAL2W	11.80	124.83	71.12	60.64	9.12							
	2 Wire Unbundled ADSL Loop without manual service inquiry & facility reservation - Zone 3		3	UAL	UAL2W	20.94	124.83	71.12	60.64	9.12							
	Unbundled Loop Service Rearrangement, change in loop facility, per circuit			UAL	UREWO		86.13	40.39									
2-WIRE HIGH BIT RATE DIGITAL SUBSCRIBER LINE (HDSL) COMPATIBLE LOOP																	
	2 Wire Unbundled HDSL Loop including manual service inquiry & facility reservation - Zone 1		1	UHL	UHL2X	7.22	159.09	113.41	75.05	15.63							
	2 Wire Unbundled HDSL Loop including manual service inquiry & facility reservation - Zone 2		2	UHL	UHL2X	10.26	159.09	113.41	75.05	15.63							
	2 Wire Unbundled HDSL Loop including manual service inquiry & facility reservation - Zone 3		3	UHL	UHL2X	18.21	159.09	113.41	75.05	15.63							
	2 Wire Unbundled HDSL Loop without manual service inquiry and facility reservation - Zone 1		1	UHL	UHL2W	7.22	134.40	80.69	60.64	9.12							
	2 Wire Unbundled HDSL Loop without manual service inquiry and facility reservation - Zone 2		2	UHL	UHL2W	10.26	134.40	80.69	60.64	9.12							
	2 Wire Unbundled HDSL Loop without manual service inquiry and facility reservation - Zone 3		3	UHL	UHL2W	18.21	134.40	80.69	60.64	9.12							
	Unbundled Loop Service Rearrangement, change in loop facility, per circuit			UHL	UREWO		86.12	40.39									
4-WIRE HIGH BIT RATE DIGITAL SUBSCRIBER LINE (HDSL) COMPATIBLE LOOP																	
	4 Wire Unbundled HDSL Loop including manual service inquiry and facility reservation - Zone 1		1	UHL	UHL4X	10.86	193.31	138.98	77.15	12.61							
	4 Wire Unbundled HDSL Loop including manual service inquiry and facility reservation - Zone 2		2	UHL	UHL4X	15.44	193.31	138.98	77.15	12.61							
	4 Wire Unbundled HDSL Loop including manual service inquiry and facility reservation - Zone 3		3	UHL	UHL4X	27.39	193.31	138.98	77.15	12.61							
	4 Wire Unbundled HDSL Loop without manual service inquiry and facility reservation - Zone 1		1	UHL	UHL4W	10.86	168.62	115.47	62.74	11.22							
	4 Wire Unbundled HDSL Loop without manual service inquiry and facility reservation - Zone 2		2	UHL	UHL4W	15.44	168.62	115.47	62.74	11.22							
	4 Wire Unbundled HDSL Loop without manual service inquiry and facility reservation - Zone 3		3	UHL	UHL4W	27.39	168.62	115.47	62.74	11.22							
	Unbundled Loop Service Rearrangement, change in loop facility, per circuit			UHL	UREWO		86.12	40.39									
4-WIRE DS1 DIGITAL LOOP																	
	4-Wire DS1 Digital Loop - Zone 1		1	USL	USLXX	70.74	313.75	181.48	61.22	13.53							
	4-Wire DS1 Digital Loop - Zone 2		2	USL	USLXX	100.54	313.75	181.48	61.22	13.53							
	4-Wire DS1 Digital Loop - Zone 3		3	USL	USLXX	178.39	313.75	181.48	61.22	13.53							
	Switch-As-Is Conversion rate per UNE Loop, Single LSR, (per DS1)			USL	URESL		8.98	8.98									
	Switch-As-Is Conversion rate per UNE Loop, Spreadsheet, (per DS1)			USL	URESP		8.98	8.98									
	Unbundled Loop Service Rearrangement, change in loop facility, per circuit			USL	UREWO		101.07	43.04									
4-WIRE 19.2, 56 OR 64 KBPS DIGITAL GRADE LOOP																	
	4 Wire Unbundled Digital Loop 2.4 Kbps - Zone 1		1	UDL	UDL2X	22.20	161.56	108.85	67.08	15.56							
	4 Wire Unbundled Digital Loop 2.4 Kbps - Zone 2		2	UDL	UDL2X	31.56	161.56	108.85	67.08	15.56							
	4 Wire Unbundled Digital Loop 2.4 Kbps - Zone 3		3	UDL	UDL2X	55.99	161.56	108.85	67.08	15.56							
	4 Wire Unbundled Digital Loop 4.8 Kbps - Zone 1		1	UDL	UDL4X	22.20	161.56	108.85	67.08	15.56							
	4 Wire Unbundled Digital Loop 4.8 Kbps - Zone 2		2	UDL	UDL4X	31.56	161.56	108.85	67.08	15.56							
	4 Wire Unbundled Digital Loop 4.8 Kbps - Zone 3		3	UDL	UDL4X	55.99	161.56	108.85	67.08	15.56							
	4 Wire Unbundled Digital Loop 9.6 Kbps - Zone 1		1	UDL	UDL9X	22.20	161.56	108.85	67.08	15.56							
	4 Wire Unbundled Digital Loop 9.6 Kbps - Zone 2		2	UDL	UDL9X	31.56	161.56	108.85	67.08	15.56							
	4 Wire Unbundled Digital Loop 9.6 Kbps - Zone 3		3	UDL	UDL9X	55.99	161.56	108.85	67.08	15.56							
	4 Wire Unbundled Digital 19.2 Kbps - Zone 1		1	UDL	UDL19	22.20	161.56	108.85	67.08	15.56							
	4 Wire Unbundled Digital 19.2 Kbps - Zone 2		2	UDL	UDL19	31.56	161.56	108.85	67.08	15.56							

UNBUNDLED NETWORK ELEMENTS - Florida

CATEGORY	RATE ELEMENTS	Interim	Zone	BCS	USOC	RATES(\$)	Svc Order Submitted Elec per LSR	Svc Order Submitted Manually per LSR	AM: 2 Exh: A				Incremental Charge - Manual Svc Order vs. Electronic-1st	Incremental Charge - Manual Svc Order vs. Electronic-Disc 1st	Incremental Charge - Manual Svc Order vs. Electronic-Disc Add'l				
									Nonrecurring		Nonrecurring Disconnect					OSS Rates(\$)			
									Rec	First	Add'l	First				Add'l	SOMECH	SOMAN	SOMAN
	4 Wire Unbundled Digital 19.2 Kbps - Zone 3		3	UDL	UDL19	55.99	161.56	108.85	67.08	15.56									
	4 Wire Unbundled Digital Loop 56 Kbps - Zone 1		1	UDL	UDL56	22.20	161.56	108.85	67.08	15.56									
	4 Wire Unbundled Digital Loop 56 Kbps - Zone 2		2	UDL	UDL56	31.56	161.56	108.85	67.08	15.56									
	4 Wire Unbundled Digital Loop 56 Kbps - Zone 3		3	UDL	UDL56	55.99	161.56	108.85	67.08	15.56									
	4 Wire Unbundled Digital Loop 64 Kbps - Zone 1		1	UDL	UDL64	22.20	161.56	108.85	67.08	15.56									
	4 Wire Unbundled Digital Loop 64 Kbps - Zone 2		2	UDL	UDL64	31.56	161.56	108.85	67.08	15.56									
	4 Wire Unbundled Digital Loop 64 Kbps - Zone 3		3	UDL	UDL64	55.99	161.56	108.85	67.08	15.56									
	Switch-As-Is Conversion rate per UNE Loop, Single LSR, (per DSO)			UDL	URESL		8.98	8.98											
	Switch-As-Is Conversion rate per UNE Loop, Spreadsheet, (per DSO)			UDL	URESP		8.98	8.98											
	Unbundled Loop Service Rearrangement, change in loop facility, per circuit			UDL	UREWO		102.11	49.74											
2-WIRE UNBUNDLED COPPER LOOP																			
	2-Wire Unbundled Copper Loop-Designed including manual service inquiry & facility reservation - Zone 1		1	UCL	UCLPB	8.30	148.50	102.82	75.05	15.63									
	2-Wire Unbundled Copper Loop-Designed including manual service inquiry & facility reservation - Zone 2		2	UCL	UCLPB	11.80	148.50	102.82	75.05	15.63									
	2-Wire Unbundled Copper Loop-Designed including manual service inquiry & facility reservation - Zone 3		3	UCL	UCLPB	20.94	148.50	102.82	75.05	15.63									
	2-Wire Unbundled Copper Loop-Designed without manual service inquiry and facility reservation - Zone 1		1	UCL	UCLPW	8.30	123.81	70.09	60.64	9.12									
	2-Wire Unbundled Copper Loop-Designed without manual service inquiry and facility reservation - Zone 2		2	UCL	UCLPW	11.80	123.81	70.09	60.64	9.12									
	2-Wire Unbundled Copper Loop-Designed without manual service inquiry and facility reservation - Zone 3		3	UCL	UCLPW	20.94	123.81	70.09	60.64	9.12									
	CLEC to CLEC Conversion Charge without outside dispatch (UCL-Das)			UCL	UREWO		97.21	42.47											
	Unbundled Loop Service Rearrangement, change in loop facility, per circuit			UCL	UCLMC		9.00	9.00											
4-WIRE COPPER LOOP																			
	4-Wire Copper Loop-Designed including manual service inquiry and facility reservation - Zone 1		1	UCL	UCL4S	11.83	177.87	132.76	77.15	17.73									
	4-Wire Copper Loop-Designed including manual service inquiry and facility reservation - Zone 2		2	UCL	UCL4S	16.81	177.87	132.76	77.15	17.73									
	4-Wire Copper Loop-Designed including manual service inquiry and facility reservation - Zone 3		3	UCL	UCL4S	29.82	177.87	132.76	77.15	17.73									
	4-Wire Copper Loop-Designed without manual service inquiry and facility reservation - Zone 1		1	UCL	UCL4W	11.83	153.18	100.03	62.74	11.22									
	4-Wire Copper Loop-Designed without manual service inquiry and facility reservation - Zone 2		2	UCL	UCL4W	16.81	153.18	100.03	62.74	11.22									
	4-Wire Copper Loop-Designed without manual service inquiry and facility reservation - Zone 3		3	UCL	UCL4W	29.82	153.18	100.03	62.74	11.22									
	Order Coordination for Unbundled Copper Loops (per loop)			UCL	UCLMC		9.00	9.00											
	Unbundled Loop Service Rearrangement, change in loop facility, per circuit			UCL	UREWO		97.21	42.47											
	Order Coordination for Specified Conversion Time (per LSR)			UEA, UDN, UAL, UHL, UDL, USL	OCOSL		23.02												
Rearrangements																			
	EEL to UNE-L Retermination, per 2 Wire Unbundled Voice Loop-SL2			UEA	UREEL		87.71	36.35											
	EEL to UNE-L Retermination, per 4 Wire Unbundled Voice Loop			UEA	UREEL		87.71	36.35											
	EEL to UNE-L Retermination, per 2 Wire ISDN Loop			UDN	UREEL		91.61	44.15											
	EEL to UNE-L Retermination, per 4 Wire Unbundled Digital Loop			UDL	UREEL		102.11	49.74											
	EEL to UNE-L Retermination, per 4 Wire Unbundled DS1 Loop			USL	UREEL		101.07	43.04											
UNE LOOP COMMINGLING																			
2-WIRE ANALOG VOICE GRADE LOOP - COMMINGLING																			
	2-Wire Analog Voice Grade Loop - Service Level 2 w/Loop or Ground Start Signaling - Zone 1		1	NTCVG	UEAL2	12.24	135.75	82.47	63.53	12.01									
	2-Wire Analog Voice Grade Loop - Service Level 2 w/Loop or Ground Start Signaling - Zone 2		2	NTCVG	UEAL2	17.40	135.75	82.47	63.53	12.01									

UNBUNDLED NETWORK ELEMENTS - Florida

CATEGORY	RATE ELEMENTS	Interim	Zone	BCS	USOC	RATES(\$)	Svc Order Submitted Elec per LSR	Svc Order Submitted Manually per LSR	Alt: 2 Exh: A							
									Incremental Charge - Manual Svc Order vs. Electronic-1st	Incremental Charge - Manual Svc Order vs. Electronic-Add'l	Incremental Charge - Manual Svc Order vs. Electronic-1st	Incremental Charge - Manual Svc Order vs. Electronic-Add'l	Incremental Charge - Manual Svc Order vs. Electronic-1st	Incremental Charge - Manual Svc Order vs. Electronic-Add'l		
															OSS Rates(\$)	
						Rec	Nonrecuring		Nonrecuring Disconnect							
							First	Add'l	First	Add'l	SOMEc	SOMAN	SOMAN	SOMAN	SOMAN	SOMAN
	2-Wire Analog Voice Grade Loop - Service Level 2 w/Loop or Ground Start Signaling - Zone 3		3	NTCVG	UEAL2	30.87	135.75	82.47	63.53	12.01						
	2-Wire Analog Voice Grade Loop - Service Level 2 w/Reverse Battery Signaling - Zone 1		1	NTCVG	UEAR2	12.24	135.75	82.47	63.53	12.01						
	2-Wire Analog Voice Grade Loop - Service Level 2 w/Reverse Battery Signaling - Zone 2		2	NTCVG	UEAR2	17.40	135.75	82.47	63.53	12.01						
	2-Wire Analog Voice Grade Loop - Service Level 2 w/Reverse Battery Signaling - Zone 3		3	NTCVG	UEAR2	30.87	135.75	82.47	63.53	12.01						
	Switch-As-Is Conversion rate per UNE Loop, Single LSR, (per DS0)			NTCVG	URES1		8.98	8.98								
	Switch-As-Is Conversion rate per UNE Loop, Spreadsheet, (per DS0)			NTCVG	URES1		8.98	8.98								
	Unbundled Loop Service Rearrangement, change in loop facility, per circuit			NTCVG	URES1		8.98	8.98								
	Loop Tagging - Service Level 2 (SL2)			NTCVG	UREWO		87.71	36.35								
	Loop Tagging - Service Level 2 (SL2)			NTCVG	URETL		11.21	1.10								
4-WIRE ANALOG VOICE GRADE LOOP - COMMINGLING																
	4-Wire Analog Voice Grade Loop - Zone 1		1	NTCVG	UEAL4	18.89	167.86	115.15	67.08	15.56						
	4-Wire Analog Voice Grade Loop - Zone 2		2	NTCVG	UEAL4	26.84	167.86	115.15	67.08	15.56						
	4-Wire Analog Voice Grade Loop - Zone 3		3	NTCVG	UEAL4	47.62	167.86	115.15	67.08	15.56						
	Switch-As-Is Conversion rate per UNE Loop, Single LSR, (per DS0)			NTCVG	URES1		8.98	8.98								
	Switch-As-Is Conversion rate per UNE Loop, Spreadsheet, (per DS0)			NTCVG	URES1		8.98	8.98								
	Unbundled Loop Service Rearrangement, change in loop facility, per circuit			NTCVG	URES1		8.98	8.98								
	Unbundled Loop Service Rearrangement, change in loop facility, per circuit			NTCVG	UREWO		87.71	36.35								
4-WIRE DS1 DIGITAL LOOP - COMMINGLING																
	4-Wire DS1 Digital Loop - Zone 1		1	NTCD1	USLXX	70.74	313.75	181.48	61.22	13.53						
	4-Wire DS1 Digital Loop - Zone 2		2	NTCD1	USLXX	100.54	313.75	181.48	61.22	13.53						
	4-Wire DS1 Digital Loop - Zone 3		3	NTCD1	USLXX	178.39	313.75	181.48	61.22	13.53						
	Switch-As-Is Conversion rate per UNE Loop, Single LSR, (per DS1)			NTCD1	URES1		8.98	8.98								
	Switch-As-Is Conversion rate per UNE Loop, Spreadsheet, (per DS1)			NTCD1	URES1		8.98	8.98								
	Unbundled Loop Service Rearrangement, change in loop facility, per circuit			NTCD1	URES1		8.98	8.98								
	Unbundled Loop Service Rearrangement, change in loop facility, per circuit			NTCD1	UREWO		101.07	43.04								
4-WIRE 19.2, 56 OR 64 KBPS DIGITAL GRADE LOOP - COMMINGLING																
	3 Wire Unbundled Digital Loop 2.4 Kbps - Zone 1		1	NTCUD	UDL2X	22.20	161.56	108.85	67.08	15.56						
	4 Wire Unbundled Digital Loop 2.4 Kbps - Zone 2		2	NTCUD	UDL2X	31.56	161.56	108.85	67.08	15.56						
	4 Wire Unbundled Digital Loop 2.4 Kbps - Zone 3		3	NTCUD	UDL2X	55.99	161.56	108.85	67.08	15.56						
	4 Wire Unbundled Digital Loop 4.8 Kbps - Zone 1		1	NTCUD	UDL4X	22.20	161.56	108.85	67.08	15.56						
	4 Wire Unbundled Digital Loop 4.8 Kbps - Zone 2		2	NTCUD	UDL4X	31.56	161.56	108.85	67.08	15.56						
	4 Wire Unbundled Digital Loop 4.8 Kbps - Zone 3		3	NTCUD	UDL4X	55.99	161.56	108.85	67.08	15.56						
	4 Wire Unbundled Digital Loop 9.6 Kbps - Zone 1		1	NTCUD	UDL8X	22.20	161.56	108.85	67.08	15.56						
	4 Wire Unbundled Digital Loop 9.6 Kbps - Zone 2		2	NTCUD	UDL8X	31.56	161.56	108.85	67.08	15.56						
	4 Wire Unbundled Digital Loop 9.6 Kbps - Zone 3		3	NTCUD	UDL8X	55.99	161.56	108.85	67.08	15.56						
	4 Wire Unbundled Digital Loop 19.2 Kbps - Zone 1		1	NTCUD	UDL19	22.20	161.56	108.85	67.08	15.56						
	4 Wire Unbundled Digital Loop 19.2 Kbps - Zone 2		2	NTCUD	UDL19	31.56	161.56	108.85	67.08	15.56						
	4 Wire Unbundled Digital Loop 19.2 Kbps - Zone 3		3	NTCUD	UDL19	55.99	161.56	108.85	67.08	15.56						
	4 Wire Unbundled Digital Loop 56 Kbps - Zone 1		1	NTCUD	UDL56	22.20	161.56	108.85	67.08	15.56						
	4 Wire Unbundled Digital Loop 56 Kbps - Zone 2		2	NTCUD	UDL56	31.56	161.56	108.85	67.08	15.56						
	4 Wire Unbundled Digital Loop 56 Kbps - Zone 3		3	NTCUD	UDL56	55.99	161.56	108.85	67.08	15.56						
	4 Wire Unbundled Digital Loop 64 Kbps - Zone 1		1	NTCUD	UDL64	22.20	161.56	108.85	67.08	15.56						
	4 Wire Unbundled Digital Loop 64 Kbps - Zone 2		2	NTCUD	UDL64	31.56	161.56	108.85	67.08	15.56						
	4 Wire Unbundled Digital Loop 64 Kbps - Zone 3		3	NTCUD	UDL64	55.99	161.56	108.85	67.08	15.56						
	Switch-As-Is Conversion rate per UNE Loop, Single LSR, (per DS0)			NTCUD	URES1		8.98	8.98								
	Switch-As-Is Conversion rate per UNE Loop, Spreadsheet, (per DS0)			NTCUD	URES1		8.98	8.98								
	Unbundled Loop Service Rearrangement, change in loop facility, per circuit			NTCUD	URES1		8.98	8.98								
	Unbundled Loop Service Rearrangement, change in loop facility, per circuit			NTCUD	UREWO		102.11	49.74								
	Order Coordination for Specified Conversion Time (per LSR)			NTCVG, NTCUD, NTCDD	OCOSL		23.02									

MAINTENANCE OF SERVICE

UNBUNDLED NETWORK ELEMENTS - Florida

CATEGORY	RATE ELEMENTS	Interim	Zone	BCS	USOC	RATES(\$)	Svc Order Submitted Elec per LSR	Svc Order Submitted Manually per LSR	Att: 2 Exh: A						
									Incremental Charge - Manual Svc Order vs. Electronic-1st	Incremental Charge - Manual Svc Order vs. Electronic-Add'l	Incremental Charge - Manual Svc Order vs. Electronic-Disc 1st	Incremental Charge - Manual Svc Order vs. Electronic-Disc Add'l			
													OSS Rates(\$)		
				Rec		Nonrecurring		Nonrecurring Disconnect							
						First	Add'l	First	Add'l	SOMEc	SOMAN	SOMAN	SOMAN	SOMAN	SOMAN
	Maintenance of Service Charge, Basic Time, per half hour			UDC, UEA, UDL, UDN, USL, UAL, UHL, UCL, NTCVg, NTCUD, NTCd1, U1TD1, U1TD3, U1TDx, U1TS1, U1TVX, UDF, UDFCX, UDLSX, UE3, ULDD1, ULDD3, ULDDX, ULDS1, ULDVX, UNC1X, UNC3X, UNCDX, UNCSX, UNCvX, ULS	MVVBT	80.00	55.00								
	Maintenance of Service Charge, Overtime, per half hour			UDC, UEA, UDL, UDN, USL, UAL, UHL, UCL, NTCVg, NTCUD, NTCd1, U1TD1, U1TD3, U1TDx, U1TS1, U1TVX, UDF, UDFCX, UDLSX, UE3, ULDD1, ULDD3, ULDDX, ULDS1, ULDVX, UNC1X, UNC3X, UNCDX, UNCSX, UNCvX, ULS	MVVOT	90.00	65.00								
	Maintenance of Service Charge, Premium, per half hour			UDC, UEA, UDL, UDN, USL, UAL, UHL, UCL, NTCVg, NTCUD, NTCd1, U1TD1, U1TD3, U1TDx, U1TS1, U1TVX, UDF, UDFCX, UDLSX, UE3, ULDD1, ULDD3, ULDDX, ULDS1, ULDVX, UNC1X, UNC3X, UNCDX, UNCSX, UNCvX, ULS	MVVPT	100.00	75.00								
LOOP MODIFICATION															
	Unbundled Loop Modification, Removal of Load Coils - 2 Wire pair less than or equal to 18k ft. per Unbundled Loop			UAL, UHL, UCL, UEQ, ULS, UEA, UEANL, UEPSR, UEPSB	ULM2L	0.00	0.00								
	Unbundled Loop Modification Removal of Load Coils - 4 Wire less than or equal to 18K ft. per Unbundled Loop			UHL, UCL, UEA	ULM4L	0.00	0.00								
	Unbundled Loop Modification Removal of Bridged Tap Removal, per unbundled loop			UAL, UHL, UCL, UEQ, ULS, UEA, UEANL, UEPSR, UEPSB	ULMBT	10.52	10.52								
SUB-LOOPS															
Sub-Loop Distribution															
	Sub-Loop - Per Cross Box Location - CLEC Feeder Facility Set-Up			UEANL, UEF	USBSA	487.23									
	Sub-Loop - Per Cross Box Location - Per 25 Pair Panel Set-Up			UEANL, UEF	USBSB	6.25									
	Sub-Loop - Per Building Equipment Room - CLEC Feeder Facility Set-Up			UEANL	USBSC	169.25									
	Sub-Loop - Per Building Equipment Room - Per 25 Pair Panel Set-Up			UEANL	USBSD	38.65									

UNBUNDLED NETWORK ELEMENTS - Florida

CATEGORY	RATE ELEMENTS	Interim	Zone	BCS	USOC	RATES(\$)					Svc Order Submitted Elec per LSR	Svc Order Submitted Manually per LSR	Att: 2 Exh: A					
						Rec	Nonrecurring		Nonrecurring Disconnect				SOMEK	SOMAN	SOMAN	SOMAN	SOMAN	
							First	Add'l	First	Add'l								
	Sub-Loop Distribution Per 2-Wire Analog Voice Grade Loop - Zone 1		1	UEANL	USBN2	6.46	60.19	21.78	47.50	5.26								
	Sub-Loop Distribution Per 2-Wire Analog Voice Grade Loop - Zone 2		2	UEANL	USBN2	9.18	60.19	21.78	47.50	5.26								
	Sub-Loop Distribution Per 2-Wire Analog Voice Grade Loop - Zone 3		3	UEANL	USBN2	16.23	60.19	21.78	47.50	5.26								
	Order Coordination for Unbundled Sub-Loops, per sub-loop pair			UEANL	USBMC		9.00	9.00										
	Sub-Loop Distribution Per 4-Wire Analog Voice Grade Loop - Zone 1		1	UEANL	USBN4	7.37	68.83	30.42	49.71	6.60								
	Sub-Loop Distribution Per 4-Wire Analog Voice Grade Loop - Zone 2		2	UEANL	USBN4	10.47	68.83	30.42	49.71	6.60								
	Sub-Loop Distribution Per 4-Wire Analog Voice Grade Loop - Zone 3		3	UEANL	USBN4	18.58	68.83	30.42	49.71	6.60								
	Order Coordination for Unbundled Sub-Loops, per sub-loop pair			UEANL	USBMC		9.00	9.00										
	Sub-Loop 2-Wire Intrabuilding Network Cable (INC)			UEANL	USBR2	3.96	51.84	13.44	47.50	5.26								
	Order Coordination for Unbundled Sub-Loops, per sub-loop pair			UEANL	USBMC		9.00	9.00										
	Sub-Loop 4-Wire Intrabuilding Network Cable (INC)			UEANL	USBR4	9.37	55.91	17.51	49.71	6.60								
	Order Coordination for Unbundled Sub-Loops, per sub-loop pair			UEANL	USBMC		9.00	9.00										
	Loop Testing - Basic 1st Half Hour			UEANL	URET1		77.09	0.00										
	Loop Testing - Basic Additional Half Hour			UEANL	URETA		33.12	33.12										
	2 Wire Copper Unbundled Sub-Loop Distribution - Zone 1		1	UEF	UCS2X	5.15	60.19	21.78	47.50	5.26								
	2 Wire Copper Unbundled Sub-Loop Distribution - Zone 2		2	UEF	UCS2X	7.31	60.19	21.78	47.50	5.26								
	2 Wire Copper Unbundled Sub-Loop Distribution - Zone 3		3	UEF	UCS2X	12.98	60.19	21.78	47.50	5.26								
	Order Coordination for Unbundled Sub-Loops, per sub-loop pair			UEF	USBMC		9.00	9.00										
	4 Wire Copper Unbundled Sub-Loop Distribution - Zone 1		1	UEF	UCS4X	5.36	68.83	30.42	49.71	6.60								
	4 Wire Copper Unbundled Sub-Loop Distribution - Zone 2		2	UEF	UCS4X	7.61	68.83	30.42	49.71	6.60								
	4 Wire Copper Unbundled Sub-Loop Distribution - Zone 3		3	UEF	UCS4X	13.51	68.83	30.42	49.71	6.60								
	Order Coordination for Unbundled Sub-Loops, per sub-loop pair			UEF	USBMC		9.00	9.00										
	Loop Tagging Service Level 1, Unbundled Copper Loop, Non-Designed and Distribution Subloops			UEF, UEANL	URETL		8.90	0.88										
	Loop Testing - Basic 1st Half Hour			UEF	URET1		48.65	0.00										
	Loop Testing - Basic Additional Half Hour			UEF	URETA		23.95	23.95										
	Unbundled Sub-Loop Modification																	
	Unbundled Sub-Loop Modification - 2-W Copper Dist Load Coil/Equip Removal per 2-W PR			UEF	ULM2X		10.11	10.11										
	Unbundled Sub-loop Modification - 4-W Copper Dist Load Coil/Equip Removal per 4-W PR			UEF	ULM4X		10.11	10.11										
	Unbundled Loop Modification, Removal of Bridge Tap, per unbundled loop			UEF	ULMBT		15.58	15.58										
	Unbundled Network Terminating Wire (UNTW)																	
	Unbundled Network Terminating Wire (UNTW) per Pair			UNTW	UENPP	0.4572	18.02											
	Network Interface Device (NID)																	
	Network Interface Device (NID) - 1-2 lines			UNTW	UND12		71.49	48.57										
	Network Interface Device (NID) - 1-6 lines			UNTW	UND16		113.89	89.07										
	Network Interface Device Cross Connect - 2 W			UNTW	UNDC2		7.63	7.63										
	Network Interface Device Cross Connect - 4W			UNTW	UNDC4		7.63	7.63										
	UNE OTHER, PROVISIONING ONLY - NO RATE																	
	Unbundled Contact Name, Provisioning Only - no rate			UAL, UCL, JDC, JDL, UDN, UEA, UHL, UEANL, UEF, UEQ, UENTW, NTCVG, NTCUD, NTCDD1, USL	UNECN	0.00	0.00											
	Unbundled DS1 Loop - Superframe Format Option - no rate			USL, NTCDD1	CCOSF		0.00											
	Unbundled DS1 Loop - Expanded Superframe Format option - no rate			USL, NTCDD1	CCOEF		0.00											
	NID - Dispatch and Service Order for NID installation			UNTW	UNDBX	0.00	0.00											
	UNTW Circuit Establishment, Provisioning Only - No Rate			UNTW	UENCE	0.00	0.00											

UNBUNDLED NETWORK ELEMENTS - Florida

CATEGORY	RATE ELEMENTS	Interim	Zone	BCS	USOC	RATES(\$)	Svc Order Submitted Elec per LSR	Svc Order Submitted Manually per LSR	Alt: 2 Exh: A				Incremental Charge - Manual Svc Order vs. Electronic-1st	Incremental Charge - Manual Svc Order vs. Electronic-Add'l	Incremental Charge - Manual Svc Order vs. Electronic-Disc 1st	Incremental Charge - Manual Svc Order vs. Electronic-Disc Add'l				
									Rec	Nonrecurring		Nonrecurring Disconnect					OSS Rates(\$)			
										First	Add'l	First					Add'l	SOMEC	SOMAN	SOMAN
LOOP MAKE-UP																				
	Loop Makeup - Preordering Without Reservation, per working or spare facility queried (Manual).			UMK	UMKLW	52.17		52.17												
	Loop Makeup - Preordering With Reservation, per spare facility queried (Manual).			UMK	UMKLP	55.07		55.07												
	Loop Makeup--With or Without Reservation, per working or spare facility queried (Mechanized)			UMK	UMKMQ	0.6784		0.6784												
LINE SPLITTING																				
END USER ORDERING-CENTRAL OFFICE BASED																				
	Line Splitting - per line activation DLEC owned splitter			UEPSR UEPSB	UREOS	0.61														
	Line Splitting - per line activation AT&T owned - physical			UEPSR UEPSB	UREBP	0.61	29.68	21.28	19.57	9.61										
	Line Splitting - per line activation AT&T owned - virtual			UEPSR UEPSB	UREBV	1.134	29.68	21.28	19.57	9.61										
END USER ORDERING - REMOTE SITE LINE SPLITTING																				
UNBUNDLED EXCHANGE ACCESS LOOP																				
2-WIRE ANALOG VOICE GRADE LOOP																				
	2 Wire Analog Voice Grade Loop-Service Level 1-Line Splitting-Zone 1		1	UEPSR UEPSB	UEALS	10.89	49.57	22.83	25.62	6.57										
	2 Wire Analog Voice Grade Loop-Service Level 1-Line Splitting-Zone 1		1	UEPSR UEPSB	UEABS	10.89	49.57	22.83	25.62	6.57										
	2 Wire Analog Voice Grade Loop- Service Level 1-Line Splitting-Zone 2		2	UEPSR UEPSB	UEALS	15.20	49.57	22.83	25.62	6.57										
	2 Wire Analog Voice Grade Loop- Service Level 1-Line Splitting-Zone 2		2	UEPSR UEPSB	UEABS	15.20	49.57	22.83	25.62	6.57										
	2 Wire Analog Voice Grade Loop-Service Level 1-Line Splitting-Zone 3		3	UEPSR UEPSB	UEALS	26.97	49.57	22.83	25.62	6.57										
	2 Wire Analog Voice Grade Loop-Service Level 1-Line Splitting-Zone 3		3	UEPSR UEPSB	UEABS	26.97	49.57	22.83	25.62	6.57										
PHYSICAL COLLOCATION																				
	Physical Collocation-2 Wire Cross Connects (Loop) for Line Splitting			UEPSR UEPSB	PE1LS	0.0276	8.22	7.22	5.74	4.58										
VIRTUAL COLLOCATION																				
	Virtual Collocation-2 Wire Cross Connects (Loop) for Line Splitting			UEPSR UEPSB	VE1LS	0.0502	11.57	11.57	0.00	0.00										
UNBUNDLED DEDICATED TRANSPORT																				
INTEROFFICE CHANNEL - DEDICATED TRANSPORT																				
	Interoffice Channel - 2-Wire Voice Grade - per mile			U1TVX	1L5XX	0.0091														
	Interoffice Channel - 2-Wire Voice Grade - Facility Termination			U1TVX	U1TV2	25.32	47.35	31.78	18.31	7.03										
	Interoffice Channel - 2-Wire Voice Grade Rev Bat. - per mile			U1TVX	1L5XX	0.0091														
	Interoffice Channel - 4-Wire Voice Grade - per mile			U1TVX	1L5XX	0.0091														
	Interoffice Channel - 4-Wire Voice Grade - Facility Termination			U1TVX	U1TV4	22.58	47.35	31.78	18.31	7.03										
	Interoffice Channel - 56 Kbps - per mile			U1TDX	1L5XX	0.0091														
	Interoffice Channel - 56 Kbps - Facility Termination			U1TDX	U1TD5	18.44	47.35	31.78	18.31	7.03										
	Interoffice Channel - 64 Kbps - per mile			U1TDX	1L5XX	0.0091														
	Interoffice Channel - 64 Kbps - Facility Termination			U1TDX	U1TD6	18.44	47.35	31.78	18.31	7.03										
	Interoffice Channel - DS1 - per mile			U1TD1	1L5XX	0.1856														
	Interoffice Channel - DS1 - Facility Termination			U1TD1	U1TF1	88.44	105.54	98.47	21.47	19.05										
	Interoffice Channel - DS3 - per mile			U1TD3	1L5XX	3.87														
	Interoffice Channel - DS3 - Facility Termination			U1TD3	U1TF3	1,071.00	335.46	219.28	72.03	70.56										
	Interoffice Channel - STS-1 - per mile			U1TS1	1L5XX	3.87														
	Interoffice Channel - STS-1 - Facility Termination			U1TS1	U1TF5	1,056.00	335.46	219.28	72.03	70.56										
UNBUNDLED DARK FIBER - Stand Alone or in Combination																				
	Dark Fiber - Interoffice Transport, Per Four Fiber Strands, Per Route Mile Or Fraction Thereof			UDF, UDFCX	1L5DF	28.85														
	Dark Fiber - Interoffice Transport, Per Four Fiber Strands, Per Route Mile Or Fraction Thereof			UDF, UDFCX	UDF14		751.34	193.88												
HIGH CAPACITY UNBUNDLED LOCAL LOOP																				
DS-3/STS-1 UNBUNDLED LOCAL LOOP - Stand Alone																				
	DS3 Unbundled Local Loop - per mile			UE3	1L5ND	10.92														
	DS3 Unbundled Local Loop - Facility Termination			UE3	UE3PX	386.88	556.37	343.01	139.13	96.84										
	STS-1 Unbundled Local Loop - per mile			UDLSX	1L5ND	10.92														
	STS-1 Unbundled Local Loop - Facility Termination			UDLSX	UDLS1	426.60	556.37	343.01	139.13	96.84										
ENHANCED EXTENDED LINK (EEL)																				
Network Elements Used in Combinations																				

UNBUNDLED NETWORK ELEMENTS - Florida

CATEGORY	RATE ELEMENTS	Interm	Zone	BCS	USOC	RATES(\$)	Svc Order Submitted Elec per LSR	Svc Order Submitted Manually per LSR	Alt: 2 Exh: A										
									Rec	Nonrecurring		Nonrecurring Disconnect		SOMEK	SOMAN	SOMAN	SOMAN	SOMAN	
										First	Add'l	First	Add'l						
	2-Wire VG Loop (SL2) in Combination - Zone 1		1	UNCVX	UEAL2	12.24		127.59	60.54	48.00	6.31								
	2-Wire VG Loop (SL2) in Combination - Zone 2		2	UNCVX	UEAL2	17.40		127.59	60.54	48.00	6.31								
	2-Wire VG Loop (SL2) in Combination - Zone 3		3	UNCVX	UEAL2	30.87		127.59	60.54	48.00	6.31								
	4-Wire Analog Voice Grade Loop in Combination - Zone 1		1	UNCVX	UEAL4	18.89		127.59	60.54	48.00	6.31								
	4-Wire Analog Voice Grade Loop in Combination - Zone 2		2	UNCVX	UEAL4	26.84		127.59	60.54	48.00	6.31								
	4-Wire Analog Voice Grade Loop in Combination - Zone 3		3	UNCVX	UEAL4	47.62		127.59	60.54	48.00	6.31								
	2-Wire ISDN Loop in Combination - Zone 1		1	UNCNX	U1L2X	19.28		127.59	60.54	48.00	6.31								
	2-Wire ISDN Loop in Combination - Zone 2		2	UNCNX	U1L2X	27.40		127.59	60.54	48.00	6.31								
	2-Wire ISDN Loop in Combination - Zone 3		3	UNCNX	U1L2X	48.62		127.59	60.54	48.00	6.31								
	4-Wire 56Kbps Digital Grade Loop in Combination - Zone 1		1	UNCDX	UDL56	22.20		127.59	60.54	48.00	6.31								
	4-Wire 56Kbps Digital Grade Loop in Combination - Zone 2		2	UNCDX	UDL56	31.56		127.59	60.54	48.00	6.31								
	4-Wire 56Kbps Digital Grade Loop in Combination - Zone 3		3	UNCDX	UDL56	55.99		127.59	60.54	48.00	6.31								
	4-Wire 64Kbps Digital Grade Loop in Combination - Zone 1		1	UNCDX	UDL64	22.20		127.59	60.54	48.00	6.31								
	4-Wire 64Kbps Digital Grade Loop in Combination - Zone 2		2	UNCDX	UDL64	31.56		127.59	60.54	48.00	6.31								
	4-Wire 64Kbps Digital Grade Loop in Combination - Zone 3		3	UNCDX	UDL64	55.99		127.59	60.54	48.00	6.31								
	4-Wire DS1 Digital Loop in Combination - Zone 1		1	UNC1X	USLXX	70.74		217.75	121.62	51.44	14.45								
	4-Wire DS1 Digital Loop in Combination - Zone 2		2	UNC1X	USLXX	100.54		217.75	121.62	51.44	14.45								
	4-Wire DS1 Digital Loop in Combination - Zone 3		3	UNC1X	USLXX	178.39		217.75	121.62	51.44	14.45								
	DS3 Local Loop in combination - per mile			UNC3X	1LSND	10.92													
	DS3 Local Loop in combination - Facility Termination			UNC3X	1E3PX	386.88		244.42	154.73	67.10	26.27								
	STS-1 Local Loop in combination - per mile			UNC3X	1LSND	10.92													
	STS-1 Local Loop in combination - Facility Termination			UNC3X	UDLS1	426.80		244.42	154.73	67.10	26.27								
	Interoffice Channel in combination - 2-wire VG - per mile			UNCVX	1LSXX	0.0091													
	Interoffice Channel in combination - 2-wire VG - Facility Termination			UNCVX	U1TV2	25.32		94.70	52.59	45.28	18.03								
	Interoffice Channel in combination - 4-wire VG - per mile			UNCVX	1LSXX	0.0091													
	Interoffice Channel in combination - 4-wire VG - Facility Termination			UNCVX	U1TV4	22.58		94.70	52.59	45.28	18.03								
	Interoffice Channel in combination - 4-wire 56 kbps - per mile			UNC3X	1LSXX	0.0091													
	Interoffice Channel in combination - 4-wire 56 kbps - Facility Termination			UNC3X	U1TD5	18.44		94.70	52.59	45.28	18.03								
	Interoffice Channel in combination - 4-wire 64 kbps - per mile			UNC3X	1LSXX	0.0091													
	Interoffice Channel in combination - 4-wire 64 kbps - Facility Termination			UNC3X	U1TD6	18.44		94.70	52.59	45.28	18.03								
	Interoffice Channel in combination - DS1 - per mile			UNC1X	1LSXX	0.1856													
	Interoffice Channel in combination - DS1 Facility Termination			UNC1X	U1TF1	88.44		174.46	122.46	45.61	17.95								
	Interoffice Channel in combination - DS3 - per mile			UNC3X	1LSXX	3.87													
	Interoffice Channel in combination - DS3 - Facility Termination			UNC3X	U1TF3	1,071.00		320.00	138.20	38.60	18.81								
	Interoffice Channel in combination - STS-1 - per mile			UNC3X	1LSXX	3.87													
	Interoffice Channel in combination - STS-1 Facility Termination			UNC3X	U1TFS	1,056.00		320.00	138.20	38.60	18.81								
ADDITIONAL NETWORK ELEMENTS																			
Optional Features & Functions:																			
	Clear Channel Capability Extended Frame Option - per DS1		i	U1TD1, ULDD1, UNC1X	CCOEF			0.00											
	Clear Channel Capability Super Frame Option - per DS1		i	U1TD1, ULDD1, UNC1X	CCOSF			0.00											
	Clear Channel Capability (SF/ESF) Option - Subsequent Activity - per DS1		i	ULDD1, U1TD1, UNC1X, USL	NRCOC			184.92	23.82	2.07	0.80								
	C-bit Parity Option - Subsequent Activity - per DS3		i	U1TD3, ULDD3, UE3, UNC3X	NRCOC3			219.09	7.67	0.773	0.00								
	DS1/DS3 Channel System			UNC1X	MQ1	146.77		57.28	14.74	1.50	1.34								
	DS3/DS1 Channel System			UNC3X, UNC3X	MQ3	211.19		115.60	56.54	12.18	4.26								
	Voice Grade COCI in combination			UNCVX	1D1VG	1.38		6.71	4.84										
	Voice Grade COCI - for 2W-SL2 & 4W Voice Grade Local Loop			UEA	1D1VG	1.38		6.71	4.84	0.00	0.00								
	Voice Grade COCI - for connection to a channelized DS1 Local Channel in the same SWC as collocation			U1TUC	1D1VG	1.38		6.71	4.84	0.00	0.00								
	OCU-DP COCI (2.4-64Kbps) in combination			UNC3X	1D1DD	2.10		6.71	4.84	0.00	0.00								
	OCU-DP COCI (2.4-64Kbps) - for Unbundled Digital Loop			UDL	1D1DD	2.10		6.71	4.84	0.00	0.00								
	OCU-DP COCI (2.4-64Kbps) - for connection to a channelized DS1 Local Channel in the same SWC as collocation			U1TUD	1D1DD	2.10		6.71	4.84	0.00	0.00								
	2-wire ISDN COCI (BRITE) in combination			UNCNX	UC1CA	3.66		6.71	4.84	0.00	0.00								
	2-wire ISDN COCI (BRITE) - for a Local Loop			UDN	UC1CA	3.66		6.71	4.84	0.00	0.00								

UNBUNDLED NETWORK ELEMENTS - Florida

CATEGORY	RATE ELEMENTS	Interim	Zone	BCS	USOC	RATES(\$)				Svc Order Submitted Elec per LSR	Svc Order Submitted Manually per LSR	Att: 2 Exh: A						
						Rec	Nonrecurring		Nonrecurring Disconnect			SOME C	SOMAN	SOMAN	SOMAN	SOMAN	SOMAN	
							First	Add'l	First									Add'l
	2-wire ISDN COCI (BRITE) - for connection to a channelized DS1 Local Channel in the same SWC as collocation			U1TUB	UC1CA	3.66	6.71	4.84	0.00	0.00								
	DS1 COCI in combination			UNC1X	UC1D1	13.76	6.71	4.84	0.00	0.00								
	DS1 COCI - for Stand Alone Local Channel			ULDD1	UC1D1	13.76	6.71	4.84	0.00	0.00								
	DS1 COCI - for Stand Alone Interoffice Channel			U1TD1	UC1D1	13.76	6.71	4.84	0.00	0.00								
	DS1 COCI - for DS1 Local Loop			USL, NTCDD1	UC1D1	13.76	6.71	4.84	0.00	0.00								
	DS1 COCI - for connection to a channelized DS1 Local Channel in the same SWC as collocation			U1TUA	UC1D1	13.76	6.71	4.84	0.00	0.00								
	Wholesale - UNE, Switch-As-Is Conversion Charge			UNCVX, UNCDX, UNC1X, UNC3X, UNC5X, UDFCX, XDH1X, HFCCS, XDD2X, XDV6X, XDDFX, XDD4X, HFRST, UNC1X	UNCCC		8.98	8.98										
	Unbundled Misc Rate Element, SNE SAI, Single Network Element Switch As Is Non-recurring Charge, per circuit (LSR)			U1TVX, U1TDX, U1TD1, U1TD3, U1TS1, UDF, UE3	URES L		8.98	8.98										
	Unbundled Misc Rate Element, SNE SAI, Single Network Element Switch As Is Non-recurring Charge, incremental charge per circuit on a spreadsheet			U1TVX, U1TDX, U1TD1, U1TD3, U1TS1, UDF, UE3	JRESP		8.98	8.98										
	Access to DCS - Customer Reconfiguration (FlexServ)																	
	Customer Reconfiguration Establishment						1.63		1.63									
	DS1 DCS Termination with DS0 Switching					27.39	32.89	23.58	16.96	12.77								
	DS1 DCS Termination with DS1 Switching					11.70	25.07	15.76	13.05	8.86								
	DS3 DCS Termination with DS1 Switching					146.81	32.89	23.58	16.96	12.77								
	Node (SynchroNet)																	
	Node per month			UNCDX	UNCNT	16.35												
	Service Rearrangements																	
	NRC - Change in Facility Assignment per circuit Service Rearrangement		I	U1TVX, U1TDX, U1TUC, U1TUD, U1TUB, ULDVX, ULDDX, UNCVX, UNCDX, UNC1X	URETD		101.07	43.04										
	NRC - Change in Facility Assignment per circuit Project Management (added to CFA per circuit if project managed)		I	U1TVX, U1TDX, U1TUC, U1TUD, U1TUB, ULDVX, ULDDX, UNCVX, UNCDX, UNC1X	URETB		3.67	3.67										
	NRC - Order Coordination Specific Time - Dedicated Transport		I	UNC1X, UNC3X	OGOSR		18.90	18.90										
COMMINGLING																		
	Commingling Authorization			UNCVX, UNCDX, UNC1X, UNC3X, UNC5X, U1TD1, U1TD3, U1TS1, UE3, UDLSX, U1TVX, U1TDX, U1TUB, ULDVX, ULDD1, ULDD3, ULDS1	CMGAU	0.00	0.00	0.00	0.00	0.00								
	Commingled (UNE part of single bandwidth circuit)																	
	Commingled VG COCI			XDV2X	1D1VG	1.38	10.07	7.08	0.00	0.00								
	Commingled Digital COCI			XDV6X	1D1DD	2.10	10.07	7.08	0.00	0.00								
	Commingled ISDN COCI			XDD4X	UC1CA	3.66	10.07	7.08	0.00	0.00								
	Commingled 2-wire VG Interoffice Channel			XDV2X	U1TV2	25.32	47.35	31.78	18.31	7.03								
	Commingled 4-wire VG Interoffice Channel			XDV6X	U1TV4	22.58	47.35	31.78	18.31	7.03								
	Commingled 56Kbps Interoffice Channel			XDD4X	U1TD5	18.44	47.35	31.78	18.31	7.03								
	Commingled 64Kbps Interoffice Channel			XDD4X	U1TD6	18.44	47.35	31.78	18.31	7.03								
	Commingled VG/DS0 Interoffice Channel Mileage			XDV2X, XDV6X, XDD4X	1LSXX	0.0091												
	Commingled 2-wire Local Loop Zone 1		1	XDV2X	UEAL2	12.24	135.75	82.47	63.53	12.01								
	Commingled 2-wire Local Loop Zone 2		2	XDV2X	UEAL2	17.40	135.75	82.47	63.53	12.01								
	Commingled 2-wire Local Loop Zone 3		3	XDV2X	UEAL2	30.87	135.75	82.47	63.53	12.01								
	Commingled 4-wire Local Loop Zone 1		1	XDV6X	UEAL4	18.89	167.86	155.15	67.08	15.56								

UNBUNDLED NETWORK ELEMENTS - Florida										Att: 2 Ext: A												
CATEGORY	RATE ELEMENTS	Interim	Zone	BCS	USOC	RATES(\$)	Svc Order Submitted Elec per LSR	Svc Order Submitted Manually per LSR	Incremental Charge - Manual Svc Order vs. Electronic-1st	Incremental Charge - Manual Svc Order vs. Electronic-Disc 1st	Incremental Charge - Manual Svc Order vs. Electronic-Disc Add'l	OSS Rates(\$)										
												Rec	Nonrecurring		Nonrecurring Disconnect		SOMEc	SOMAN	SOMAN	SOMAN	SOMAN	SOMAN
												First	Add'l	First	Add'l							
	Commingle 4-wire Local Loop Zone 2		2	XDV6X	UEAL4	26.84						167.85	115.15	67.08	15.56							
	Commingle 4-wire Local Loop Zone 3		3	XDV6X	UEAL4	47.62						167.85	115.15	67.08	15.56							
	Commingle 58kbps Local Loop Zone 1		1	XDD4X	UDL56	22.20						161.56	108.85	67.08	15.56							
	Commingle 58kbps Local Loop Zone 2		2	XDD4X	UDL56	31.56						161.56	108.85	67.08	15.56							
	Commingle 58kbps Local Loop Zone 3		3	XDD4X	UDL56	55.99						161.56	108.85	67.08	15.56							
	Commingle 64kbps Local Loop Zone 1		1	XDD4X	UDL64	22.20						161.56	108.85	67.08	15.56							
	Commingle 64kbps Local Loop Zone 2		2	XDD4X	UDL64	31.56						161.56	108.85	67.08	15.56							
	Commingle 64kbps Local Loop Zone 3		3	XDD4X	UDL64	55.99						161.56	108.85	67.08	15.56							
	Commingle ISDN Local Loop Zone 1		1	XDD4X	U1L2X	19.28						147.69	94.41	62.23	10.71							
	Commingle ISDN Local Loop Zone 2		2	XDD4X	U1L2X	27.40						147.69	94.41	62.23	10.71							
	Commingle ISDN Local Loop Zone 3		3	XDD4X	U1L2X	48.62						147.69	94.41	62.23	10.71							
	Commingle DS1 COCT			XDH1X	UC1D1	13.76						10.07	7.08	0	0							
	Commingle DS1 Interoffice Channel			XDH1X	UITF1	88.44						105.54	98.47	21.47	19.05							
	Commingle DS1 Interoffice Channel Mileage			XDH1X	1LSXX	0.1858																
	Commingle DS1/DS0 Channel System			XDH1X	MQ1	146.77						101.42	71.62	11.09	10.49							
	Commingle DS1 Local Loop Zone 1		1	XDH1X	USLXX	70.74						313.75	181.48	61.22	13.53							
	Commingle DS1 Local Loop Zone 2		2	XDH1X	USLXX	100.54						313.75	181.48	61.22	13.53							
	Commingle DS1 Local Loop Zone 3		3	XDH1X	USLXX	178.39						313.75	181.48	61.22	13.53							
	Commingle DS3 Local Loop			HFQC6	UE3PX	366.88						566.37	343.01	137.13	96.84							
	Commingle DS3/STS-1 Local Loop Mileage			HFQC6	1LSND	10.92																
	Commingle STS-1 Local Loop			HFRST	UDLS1	426.60						556.37	343.01	139.13	96.84							
	Commingle DS3/DS1 Channel System			HFQC6	MQ3	211.19						199.28	118.64	40.34	39.07							
	Commingle DS3 Interoffice Channel			HFQC6	UITF3	1,071.00						335.46	219.28	72.03	70.56							
	Commingle DS3 Interoffice Channel Mileage			HFQC6	1LSXX	3.87																
	Commingle STS-1 Interoffice Channel			HFRST	UITFS	1,056.00						335.46	219.28	72.03	70.56							
	Commingle STS-1 Interoffice Channel Mileage			HFRST	1LSXX	3.87																
	Commingle Dark Fiber - Interoffice Transport, Per Four Fiber Strands, Per Route Mile Or Fraction Thereof			HEQDL	1LSDF	26.85																
	Commingle Dark Fiber - Interoffice Transport, Per Four Fiber Strands, Per Route Mile Or Fraction Thereof			HEQDL	UDF14							751.34	193.88	356.21	230.11							
	JNE to Commingle Conversion Tracking			XDH1X, HFQC6	CMGJN	0.00						0.00	0.00	0.00	0.00							
	SPA to Commingle Conversion Tracking			XDH1X, HFQC6	CMGSP	0.00						0.00	0.00	0.00	0.00							
	LNP Query Service																					
	LNP Charge Per query					0.00852																
	LNP Service Establishment Manual											13.83	13.83	12.71	12.71							
	LNP Service Provisioning with Point Code Establishment											655.50	334.88	297.03	218.40							
	911 PBX LOCATE																					
	911 PBX LOCATE DATABASE CAPABILITY																					
	Service Establishment per CLEC per End User Account			9PBDC	9PBUE							1,820.00										
	Changes to TN Range or Customer Profile			9PBDC	9PBTN							182.14										
	Per Telephone Number (Monthly)			9PBDC	9PBMM							0.07										
	Change Company (Service Provider) ID			9PBDC	9PBPC							534.66										
	PBX Locate Service Support per CLEC (Monthly)			9PBDC	9PBMR							178.80										
	Service Order Charge			9PBDC	9PBSC							11.90										
	911 PBX LOCATE TRANSPORT COMPONENT																					
	See Att 3																					
	Note: Rates displaying an "I" in interim column are interim as a result of a Commission order.																					

UNBUNDLED NETWORK ELEMENTS - Tennessee

CATEGORY	RATE ELEMENTS	Interim	Zone	BCS	USOC	RATES(\$)	Svc Order Submitted Elec per LSR	Svc Order Submitted Manually per LSR	AT: 2 Exh: A				Incremental Charge - Manual Svc Order vs. Electronic-1st	Incremental Charge - Manual Svc Order vs. Electronic-Add1	Incremental Charge - Manual Svc Order vs. Electronic-Disc 1st	Incremental Charge - Manual Svc Order vs. Electronic-Disc Add1						
									Rec	Nonrecurring		Nonrecurring Disconnect					OSS Rates(\$)					
										First	Add'l	First					Add'l	SOMEc	SOMAN	SOMAN	SOMAN	SOMAN
<p>The "Zone" shown in the sections for stand-alone loops or loops as part of a combination refers to Geographically Deaveraged UNE Zones. To view Geographically Deaveraged UNE Zone Designations by Central Office, refer to internet Website: http://wholesale.att.com/</p>																						
OPERATIONS SUPPORT SYSTEMS (OSS) - "REGIONAL RATES"																						
<p>NOTE: (1) CLEC should contact its contract negotiator if it prefers the "state specific" OSS charges as ordered by the State Commissions. The OSS charges currently contained in this rate exhibit are the AT&T "regional" service ordering charges. CLEC may elect either the state specific Commission ordered rates for the service ordering charges, or CLEC may elect the regional service ordering charges, however, CLEC can not obtain a mixture of the two regardless if CLEC has an interconnection contract established in each of the 9 states.</p> <p>NOTE: (2) Any element that can be ordered electronically will be billed according to the SOMEc rate listed in this category. Please refer to AT&T's Local Ordering Handbook (LOH) to determine if a product can be ordered electronically. For those elements that cannot be ordered electronically at present per the LOH, the listed SOMEc rate in this category reflects the charge that would be billed to a CLEC once electronic ordering capabilities come on-line for that element. Otherwise, the manual ordering charge, SOMAN, will be applied to a CLEC's bill when it submits an LSR to AT&T.</p> <p>NOTE: (3) OSS - Manual Service Order Charge, Per Element - UNE Only **Please see applicable rate element for SOMAN charge**</p>																						
	OSS - Electronic Service Order Charge, Per Local Service Request (LSR) - UNE Only				SOMEc	3.50	0.00	3.50	0.00													
UNE SERVICE DATE ADVANCEMENT CHARGE																						
NOTE: The Expedite charge will be maintained commensurate with BellSouth's FCC No.1 Tariff, Section 5 as applicable.																						
	UNE Expedite Charge per Circuit or Line Assignable USOC, per Day			UAL, UEANL, UCL, UEF, UDF, UEQ, UDL, UENTW, UDN, UEA, UHL, ULC, USL, U1T12, U1T48, U1TD1, U1TD3, U1TDX, U1TC3, U1TS1, U1TVX, UC18C, UC1BL, UC1CC, UC1CL, UC1DC, UC1DL, UC1EC, UC1EL, UC1FC, UC1FL, UC1GC, UC1GL, UC1HC, UC1HL, UDL12, UDL48, UDL03, UDL5X, UE3, ULD12, ULD48, ULD1, ULD3, ULDX, ULDC3, ULDS1, ULDVX, UNC1X, UNC3X, UNCDX, UNCNX, UNCSX, UNCVX, UNLD1, UNLD3, UXTD1, UXTD3, UXTS1, U1TUC, U1TUD, U1TUB, U1TUA, NTCVG, NTCUD, NTC1	SDASP	200.00																
ORDER MODIFICATION CHARGE																						
	Order Modification Charge (OMC)						26.21	0.00	0.00	0.00												
	Order Modification Additional Dispatch Charge (OMCAD)						150.00	0.00	0.00	0.00												
UNBUNDLED EXCHANGE ACCESS LOOP																						
2-WIRE ANALOG VOICE GRADE LOOP																						
	2-Wire Analog Voice Grade Loop - Service Level 1 - Zone 1	1	UEANL	UEAL2		11.74	31.99	20.02	10.65	1.41		20.35	10.54	13.32	13.32							
	2-Wire Analog Voice Grade Loop - Service Level 1 - Zone 2	2	UEANL	UEAL2		17.59	31.99	20.02	10.65	1.41		20.35	10.54	13.32	13.32							
	2-Wire Analog Voice Grade Loop - Service Level 1 - Zone 3	3	UEANL	UEAL2		29.37	31.99	20.02	10.65	1.41		20.35	10.54	13.32	13.32							
	2-Wire Analog Voice Grade Loop - Service Level 1 - Zone 1	1	UEANL	UEASL		11.74	31.99	20.02	10.65	1.41		20.35	10.54	13.32	13.32							
	2-Wire Analog Voice Grade Loop - Service Level 1 - Zone 2	2	UEANL	UEASL		17.59	31.99	20.02	10.65	1.41		20.35	10.54	13.32	13.32							
	2-Wire Analog Voice Grade Loop - Service Level 1 - Zone 3	3	UEANL	UEASL		29.37	31.99	20.02	10.65	1.41		20.35	10.54	13.32	13.32							
	Tag Loop at End User Premise		UEANL	URETL			8.95	0.88				20.35	10.54	13.32	13.32							
	Loop Testing - Basic 1st Half Hour		UEANL	URET1			57.67	0.00														
	Loop Testing - Basic Additional Half Hour		UEANL	URETA			37.44	37.44														
	Manual Order Coordination for UVL-SL1s (per loop)		UEANL	UEAMC			36.52	36.52														
	Order Coordination for Specified Conversion Time for UVL-SL1 (per LSR)		UEANL	OCOSL			34.29															

UNBUNDLED NETWORK ELEMENTS - Tennessee

CATEGORY	RATE ELEMENTS	Interim	Zone	BCS	USOC	RATES(\$)				Svc Order Submitted Elec per LSR	Svc Order Submitted Manually per LSR	Att: 2 Exh: A						
						Rec	Nonrecurring		Nonrecurring Disconnect			SOMEc	SOMAN	SOMAN	SOMAN	SOMAN	SOMAN	
							First	Add'l	First									Add'l
	Unbundled Non-Design Voice Loop, billing for AT&T providing make-up (Engineering Information - E.I.)			UEANL	UEANM		25.33	25.33										
	Unbundled Loop Service Rearrangement, change in loop facility, per circuit			UEANL	UREWO		15.80	8.95	10.65	1.41			20.35	10.54	13.32	13.32		
	Bulk Migration, per 2 Wire Voice Loop-SL1			UEANL	UREPN		31.99	20.02	10.65	1.41								
	Bulk Migration Order Coordination, per 2 Wire Voice Loop-SL1			UEANL	UREPM		36.52	36.52										
2-WIRE UNBUNDLED COPPER LOOP																		
	2-Wire Unbundled Copper Loop - Non-Designed Zone 1		1	UEQ	UEQ2X	11.74	31.99	20.02	10.65	1.41			20.35	10.54	13.32	13.32		
	2-Wire Unbundled Copper Loop - Non-Designed - Zone 2		2	UEQ	UEQ2X	17.59	31.99	20.02	10.65	1.41			20.35	10.54	13.32	13.32		
	2-Wire Unbundled Copper Loop - Non-Designed - Zone 3		3	UEQ	UEQ2X	29.37	31.99	20.02	10.65	1.41			20.35	10.54	13.32	13.32		
	Tag Loop at End User Premise			UEQ	URETL		8.95	0.88										
	Loop Testing - Basic 1st Half Hour			UEQ	URET1		57.67	0.00										
	Loop Testing - Basic Additional Half Hour			UEQ	URETA		37.44	37.44										
	Manual Order Coordination 2 Wire Unbundled Copper Loop - Non-Designed (per loop)			UEQ	USBMC		36.52	36.52										
	Unbundled Copper Loop - Non-Design, billing for AT&T providing make-up (Engineering Information - E.I.)			UEQ	UEQMU		25.33	25.33					20.35	10.54	13.32	13.32		
	Unbundled Loop Service Rearrangement, change in loop facility, per circuit			UEQ	UREWO		14.29	7.44	10.65	1.41			20.35	10.54	13.32	13.32		
	Bulk Migration, per 2 Wire UCL-ND			UEQ	UREPN		31.99	20.02	10.65	1.41								
	Bulk Migration Order Coordination, per 2 Wire UCL-ND			UEQ	UREPM		36.52	36.52										
UNBUNDLED EXCHANGE ACCESS LOOP																		
2-WIRE ANALOG VOICE GRADE LOOP																		
	2-Wire Analog Voice Grade Loop - Service Level 2 w/Loop or Ground Start Signaling - Zone 1		1	UEA	UEAL2	14.74	75.06	48.20	28.70	17.64			20.35	10.54	13.32	13.32		
	2-Wire Analog Voice Grade Loop - Service Level 2 w/Loop or Ground Start Signaling - Zone 2		2	UEA	UEAL2	22.08	75.06	48.20	28.70	17.64			20.35	10.54	13.32	13.32		
	2-Wire Analog Voice Grade Loop - Service Level 2 w/Loop or Ground Start Signaling - Zone 3		3	UEA	UEAL2	36.87	75.06	48.20	28.70	17.64			20.35	10.54	13.32	13.32		
	2-Wire Analog Voice Grade Loop - Service Level 2 w/Reverse Battery Signaling - Zone 1		1	UEA	UEAR2	14.74	75.06	48.20	28.70	17.64			20.35	10.54	13.32	13.32		
	2-Wire Analog Voice Grade Loop - Service Level 2 w/Reverse Battery Signaling - Zone 2		2	UEA	UEAR2	22.08	75.06	48.20	28.70	17.64			20.35	10.54	13.32	13.32		
	2-Wire Analog Voice Grade Loop - Service Level 2 w/Reverse Battery Signaling - Zone 3		3	UEA	UEAR2	36.87	75.06	48.20	28.70	17.64			20.35	10.54	13.32	13.32		
	Switch-As-Is Conversion rate per UNE Loop, Single LSR, (per DS0)			UEA	URESLS		23.42	3.30					20.35	10.54	13.32	13.32		
	Switch-As-Is Conversion rate per UNE Loop, Spreadsheet, (per DS0)			UEA	URESLS		23.42	3.30					20.35	10.54	13.32	13.32		
	Unbundled Loop Service Rearrangement, change in loop facility, per circuit			UEA	UREWO		75.06	36.41					20.35	10.54	13.32	13.32		
	Loop Tagging - Service Level 2 (SL2)			UEA	URETL		11.23	1.10										
	Bulk Migration, per 2 Wire Voice Loop-SL2			UEA	UREPN		75.06	48.20										
	Bulk Migration Order Coordination, per 2 Wire Voice Loop-SL2			UEA	UREPM		0.00	0.00										
4-WIRE ANALOG VOICE GRADE LOOP																		
	4-Wire Analog Voice Grade Loop - Zone 1		1	UEA	UEAL4	21.98	122.76	85.57	76.35	39.16			20.35	10.54	13.32	13.32		
	4-Wire Analog Voice Grade Loop - Zone 2		2	UEA	UEAL4	32.93	122.76	85.57	76.35	39.16			20.35	10.54	13.32	13.32		
	4-Wire Analog Voice Grade Loop - Zone 3		3	UEA	UEAL4	54.99	122.76	85.57	76.35	39.16			20.35	10.54	13.32	13.32		
	Switch-As-Is Conversion rate per UNE Loop, Single LSR, (per DS0)			UEA	URESLS		23.42	3.30					20.35	10.54	13.32	13.32		
	Switch-As-Is Conversion rate per UNE Loop, Spreadsheet, (per DS0)			UEA	URESLS		23.42	3.30					20.35	10.54	13.32	13.32		
	Unbundled Loop Service Rearrangement, change in loop facility, per circuit			UEA	UREWO		75.06	36.41					20.35	10.54	13.32	13.32		
2-WIRE ISDN DIGITAL GRADE LOOP																		
	2-Wire ISDN Digital Grade Loop - Zone 1		1	UDN	U1L2X	19.77	142.76	88.88	76.35	39.16			20.35	10.54	13.32	13.32		
	2-Wire ISDN Digital Grade Loop - Zone 2		2	UDN	U1L2X	29.63	142.76	88.88	76.35	39.16			20.35	10.54	13.32	13.32		
	2-Wire ISDN Digital Grade Loop - Zone 3		3	UDN	U1L2X	49.47	142.76	88.88	76.35	39.16			20.35	10.54	13.32	13.32		
	Unbundled Loop Service Rearrangement, change in loop facility, per circuit			UDN	UREWO		91.77	44.22					20.35	10.54	13.32	13.32		
2-WIRE ASYMMETRICAL DIGITAL SUBSCRIBER LINE (ADSL) COMPATIBLE LOOP																		
	2-Wire Unbundled ADSL Loop including manual service inquiry & facility reservation - Zone 1		1	UAL	UAL2X	12.30	156.95	64.54	89.64	16.93			20.35	10.54	13.32	13.32		

UNBUNDLED NETWORK ELEMENTS - Tennessee

CATEGORY	RATE ELEMENTS	Interim	Zone	BCS	USOC	RATES(\$)					Svc Order Submitted Elec per LSR	Svc Order Submitted Manually per LSR	Att: 2 Ext: A			
						Rec	Nonrecurring First	Add'l	Nonrecurring First	Disconnect Add'l			Incremental Charge - Manual Svc Order vs. Electronic-1st			
													SOMEc	SOMAN	SOMAN	SOMAN
	2 Wire Unbundled ADSL Loop including manual service inquiry & facility reservation - Zone 2		2	UAL	UAL2X	18.43	156.95	64.54	89.64	16.93			20.35	10.54	13.32	13.32
	2 Wire Unbundled ADSL Loop including manual service inquiry & facility reservation - Zone 3		3	UAL	UAL2X	30.77	156.95	64.54	89.64	16.93			20.35	10.54	13.32	13.32
	2 Wire Unbundled ADSL Loop without manual service inquiry & facility reservation - Zone 1		1	UAL	UAL2W	12.30	89.40	35.91	72.02	11.48			20.35	10.54	13.32	13.32
	2 Wire Unbundled ADSL Loop without manual service inquiry & facility reservation - Zone 2		2	UAL	UAL2W	18.43	89.40	35.91	72.02	11.48			20.35	10.54	13.32	13.32
	2 Wire Unbundled ADSL Loop without manual service inquiry & facility reservation - Zone 3		3	UAL	UAL2W	30.77	89.40	35.91	72.02	11.48			20.35	10.54	13.32	13.32
	Unbundled Loop Service Rearrangement, change in loop facility, per circuit			UAL	UREWO		31.99	20.02					20.35	10.54	13.32	13.32
2-WIRE HIGH BIT RATE DIGITAL SUBSCRIBER LINE (HDSL) COMPATIBLE LOOP																
	2 Wire Unbundled HDSL Loop including manual service inquiry & facility reservation - Zone 1		1	UHL	UHL2X	9.64	158.94	65.20	89.64	16.93			20.35	10.54	13.32	13.32
	2 Wire Unbundled HDSL Loop including manual service inquiry & facility reservation - Zone 2		2	UHL	UHL2X	14.44	158.94	65.20	89.64	16.93			20.35	10.54	13.32	13.32
	2 Wire Unbundled HDSL Loop including manual service inquiry & facility reservation - Zone 3		3	UHL	UHL2X	24.12	158.94	65.20	89.64	16.93			20.35	10.54	13.32	13.32
	2 Wire Unbundled HDSL Loop without manual service inquiry and facility reservation - Zone 1		1	UHL	UHL2W	9.64	89.40	35.91	72.02	11.48			20.35	10.54	13.32	13.32
	2 Wire Unbundled HDSL Loop without manual service inquiry and facility reservation - Zone 2		2	UHL	UHL2W	14.44	89.40	35.91	72.02	11.48			20.35	10.54	13.32	13.32
	2 Wire Unbundled HDSL Loop without manual service inquiry and facility reservation - Zone 3		3	UHL	UHL2W	24.12	89.40	35.91	72.02	11.48			20.35	10.54	13.32	13.32
	Unbundled Loop Service Rearrangement, change in loop facility, per circuit			UHL	UREWO		31.99	20.02					20.35	10.54	13.32	13.32
4-WIRE HIGH BIT RATE DIGITAL SUBSCRIBER LINE (HDSL) COMPATIBLE LOOP																
	4 Wire Unbundled HDSL Loop including manual service inquiry and facility reservation - Zone 1		1	UHL	UHL4X	12.40	169.62	75.89	39.73	19.53			20.35	10.54	13.32	13.32
	4-Wire Unbundled HDSL Loop including manual service inquiry and facility reservation - Zone 2		2	UHL	UHL4X	18.58	169.62	75.89	39.73	19.53			20.35	10.54	13.32	13.32
	4-Wire Unbundled HDSL Loop including manual service inquiry and facility reservation - Zone 3		3	UHL	UHL4X	31.03	169.62	75.89	39.73	19.53			20.35	10.54	13.32	13.32
	4-Wire Unbundled HDSL Loop without manual service inquiry and facility reservation - Zone 1		1	UHL	UHL4W	12.40	100.09	46.60	75.75	13.97			20.35	10.54	13.32	13.32
	4-Wire Unbundled HDSL Loop without manual service inquiry and facility reservation - Zone 2		2	UHL	UHL4W	18.58	100.09	46.60	75.75	13.97			20.35	10.54	13.32	13.32
	4-Wire Unbundled HDSL Loop without manual service inquiry and facility reservation - Zone 3		3	UHL	UHL4W	31.03	100.09	46.60	75.75	13.97			20.35	10.54	13.32	13.32
	Unbundled Loop Service Rearrangement, change in loop facility, per circuit			UHL	UREWO		31.99	20.02					20.35	10.54	13.32	13.32
4-WIRE DS1 DIGITAL LOOP																
	4-Wire DS1 Digital Loop - Zone 1		1	USL	USLXX	51.38	313.08	219.72	96.86	40.45			18.98	8.43	11.95	11.95
	4-Wire DS1 Digital Loop - Zone 2		2	USL	USLXX	76.98	313.08	219.72	96.86	40.45			18.98	8.43	11.95	11.95
	4-Wire DS1 Digital Loop - Zone 3		3	USL	USLXX	128.54	313.08	219.72	96.86	40.45			18.98	8.43	11.95	11.95
	Switch-As-Is Conversion rate per UNE Loop, Single LSR, (per DS1)			USL	URES		23.42	3.36								
	Switch-As-Is Conversion rate per UNE Loop, Spreadsheet, (per DS1)			USL	URESP		24.82	4.70								
	Unbundled Loop Service Rearrangement, change in loop facility, per circuit			USL	UREWO		130.47	40.11					20.35	10.54	13.32	13.32
4-WIRE 19.2, 36 OR 64 KBPS DIGITAL GRADE LOOP																
	4 Wire Unbundled Digital Loop 2.4 Kbps - Zone 1		1	UDL	UDL2X	27.68	207.01	141.38	90.70	44.18						
	4 Wire Unbundled Digital Loop 2.4 Kbps - Zone 2		2	UDL	UDL2X	41.47	207.01	141.38	90.70	44.18						
	4 Wire Unbundled Digital Loop 2.4 Kbps - Zone 3		3	UDL	UDL2X	69.24	207.01	141.38	90.70	44.18						
	4 Wire Unbundled Digital Loop 4.8 Kbps - Zone 1		1	UDL	UDL4X	27.68	207.01	141.38	90.70	44.18						
	4 Wire Unbundled Digital Loop 4.8 Kbps - Zone 2		2	UDL	UDL4X	41.47	207.01	141.38	90.70	44.18						
	4 Wire Unbundled Digital Loop 4.8 Kbps - Zone 3		3	UDL	UDL4X	69.24	207.01	141.38	90.70	44.18						
	4 Wire Unbundled Digital Loop 9.6 Kbps - Zone 1		1	UDL	UDL9X	27.68	207.01	141.38	90.70	44.18						
	4 Wire Unbundled Digital Loop 9.6 Kbps - Zone 2		2	UDL	UDL9X	41.47	207.01	141.38	90.70	44.18						
	4 Wire Unbundled Digital Loop 9.6 Kbps - Zone 3		3	UDL	UDL9X	69.24	207.01	141.38	90.70	44.18						
	4 Wire Unbundled Digital 19.2 Kbps - Zone 1		1	UDL	UDL19	27.68	207.01	141.38	90.70	44.18			20.35	10.54	13.32	13.32
	4 Wire Unbundled Digital 19.2 Kbps - Zone 2		2	UDL	UDL19	41.47	207.01	141.38	90.70	44.18			20.35	10.54	13.32	13.32

UNBUNDLED NETWORK ELEMENTS - Tennessee

Att: 2 Exh: A

CATEGORY	RATE ELEMENTS	Interim	Zone	BCS	USOC	RATES(\$)					Svc Order Submitted Elec per LSR	Svc Order Submitted Manually per LSR	Incremental Charge - Manual Svc Order vs. Electronic-1st	Incremental Charge - Manual Svc Order vs. Electronic-Add'l	Incremental Charge - Manual Svc Order vs. Electronic-Disc 1st	Incremental Charge - Manual Svc Order vs. Electronic-Disc Add'l						
						Rec	Nonrecurring First	Add'l	Nonrecurring Disconnect								OSS Rates(\$)					
									First	Add'l							SOMEc	SOMAN	SOMAN	SOMAN	SOMAN	SOMAN
	4 Wire Unbundled Digital 19.2 Kbps - Zone 3		3	UDL	UDL19	69.24	207.01	141.38	90.70	44.18			20.35	10.54	13.32	13.32						
	4 Wire Unbundled Digital Loop 56 Kbps - Zone 1		1	UDL	UDL56	27.68	207.01	141.38	90.70	44.18			20.35	10.54	13.32	13.32						
	4 Wire Unbundled Digital Loop 56 Kbps - Zone 2		2	UDL	UDL56	41.47	207.01	141.38	90.70	44.18			20.35	10.54	13.32	13.32						
	4 Wire Unbundled Digital Loop 56 Kbps - Zone 3		3	UDL	UDL56	69.24	207.01	141.38	90.70	44.18			20.35	10.54	13.32	13.32						
	4 Wire Unbundled Digital Loop 64 Kbps - Zone 1		1	UDL	UDL64	27.68	207.01	141.38	90.70	44.18			20.35	10.54	13.32	13.32						
	4 Wire Unbundled Digital Loop 64 Kbps - Zone 2		2	UDL	UDL64	41.47	207.01	141.38	90.70	44.18			20.35	10.54	13.32	13.32						
	4 Wire Unbundled Digital Loop 64 Kbps - Zone 3		3	UDL	UDL64	69.24	207.01	141.38	90.70	44.18			20.35	10.54	13.32	13.32						
	Switch-As-Is Conversion rate per UNE Loop, Single LSR, (per DS0)			UDL	URES1		23.42	3.30					20.35	10.54	13.32	13.32						
	Switch-As-Is Conversion rate per UNE Loop, Spreadsheet, (per DS0)			UDL	URES2		24.82	4.70														
	Unbundled Loop Service Rearrangement, change in loop facility, per circuit			UDL	UREWO		102.28	49.82					20.35	10.54	13.32	13.32						
2-WIRE UNBUNDLED COPPER LOOP																						
	2-Wire Unbundled Copper Loop-Designed including manual service inquiry & facility reservation - Zone 1		1	UCL	UCLPB	11.74	31.99	20.02	10.65	1.41			20.35	10.54	13.32	13.32						
	2-Wire Unbundled Copper Loop-Designed including manual service inquiry & facility reservation - Zone 2		2	UCL	UCLPB	17.59	31.99	20.02	10.65	1.41			20.35	10.54	13.32	13.32						
	2-Wire Unbundled Copper Loop-Designed including manual service inquiry & facility reservation - Zone 3		3	UCL	UCLPB	29.37	31.99	20.02	10.65	1.41			20.35	10.54	13.32	13.32						
	2-Wire Unbundled Copper Loop-Designed without manual service inquiry and facility reservation - Zone 1		1	UCL	UCLPW	11.74	31.99	20.02	10.65	1.41			20.35	10.54	13.32	13.32						
	2-Wire Unbundled Copper Loop-Designed without manual service inquiry and facility reservation - Zone 2		2	UCL	UCLPW	17.59	31.99	20.02	10.65	1.41			20.35	10.54	13.32	13.32						
	2-Wire Unbundled Copper Loop-Designed without manual service inquiry and facility reservation - Zone 3		3	UCL	UCLPW	29.37	31.99	20.02	10.65	1.41			20.35	10.54	13.32	13.32						
	Order Coordination for Unbundled Copper Loops (per loop)			UCL	UCLMC		36.52	36.52														
	Unbundled Loop Service Rearrangement, change in loop facility, per circuit			UCL	UREWO		31.99	20.02					20.35	10.54	13.32	13.32						
4-WIRE COPPER LOOP																						
	4-Wire Copper Loop-Designed including manual service inquiry and facility reservation - Zone 1		1	UCL	UCL4S	21.98	122.76	85.57	76.35	39.16			20.35	10.54	13.32	13.32						
	4-Wire Copper Loop-Designed including manual service inquiry and facility reservation - Zone 2		2	UCL	UCL4S	32.93	122.76	85.57	76.35	39.16			20.35	10.54	13.32	13.32						
	4-Wire Copper Loop-Designed including manual service inquiry and facility reservation - Zone 3		3	UCL	UCL4S	54.99	122.76	85.57	76.35	39.16			20.35	10.54	13.32	13.32						
	4-Wire Copper Loop-Designed without manual service inquiry and facility reservation - Zone 1		1	UCL	UCL4W	21.98	122.76	85.57	76.35	39.16			20.35	10.54	13.32	13.32						
	4-Wire Copper Loop-Designed without manual service inquiry and facility reservation - Zone 2		2	UCL	UCL4W	32.93	122.76	85.57	76.35	39.16			20.35	10.54	13.32	13.32						
	4-Wire Copper Loop-Designed without manual service inquiry and facility reservation - Zone 3		3	UCL	UCL4W	54.99	122.76	85.57	76.35	39.16			20.35	10.54	13.32	13.32						
	Order Coordination for Unbundled Copper Loops (per loop)			UCL	UCLMC		36.52	36.52														
	Unbundled Loop Service Rearrangement, change in loop facility, per circuit			UCL	UREWO		31.99	20.02					20.35	10.54	13.32	13.32						
	Order Coordination for Specified Conversion Time (per LSR)			UEA, UDN, UAL, UHL, UDL, USL	OCOSL		34.29															
Rearrangements																						
	EEL to UNE-L Retermination, per 2 Wire Unbundled Voice Loop-SL2			UEA	UREEL		75.06	36.41														
	EEL to UNE-L Retermination, per 4 Wire Unbundled Voice Loop			UEA	UREEL		75.06	36.41														
	EEL to UNE-L Retermination, per 2 Wire ISDN Loop			UDN	UREEL		91.77	44.22														
	EEL to UNE-L Retermination, per 4 Wire Unbundled Digital Loop			UDL	UREEL		102.28	49.82														
	EEL to UNE-L Retermination, per 4 Wire Unbundled DS1 Loop			USL	UREEL		130.47	40.11														
UNE LOOP COMMINGLING																						
2-WIRE ANALOG VOICE GRADE LOOP - COMMINGLING																						
	2-Wire Analog Voice Grade Loop - Service Level 2 w/Loop or Ground Start Signaling - Zone 1		1	NTCVG	UEAL2	14.74	75.06	48.20	28.70	17.64												
	2-Wire Analog Voice Grade Loop - Service Level 2 w/Loop or Ground Start Signaling - Zone 2		2	NTCVG	UEAL2	22.08	75.06	48.20	28.70	17.64												
	2-Wire Analog Voice Grade Loop - Service Level 2 w/Loop or Ground Start Signaling - Zone 3		3	NTCVG	UEAL2	36.87	75.06	48.20	28.70	17.64												

UNBUNDLED NETWORK ELEMENTS - Tennessee

CATEGORY	RATE ELEMENTS	Interim	Zone	BCS	USOC	RATES(\$)					Svc Order Submitted Elec per LSR	Svc Order Submitted Manually per LSR	Att: 2 Exh: A					
						Rec	Nonrecurring		Nonrecurring Disconnect				SOMECS	SOMAN	SOMAN	SOMAN	SOMAN	SOMAN
							First	Add'l	First	Add'l								
	2-Wire Analog Voice Grade Loop - Service Level 2 w/Reverse Battery Signaling - Zone 1		1	NTCVG	UEAR2	14.74	75.06	48.20	28.70	17.64								
	2-Wire Analog Voice Grade Loop - Service Level 2 w/Reverse Battery Signaling - Zone 2		2	NTCVG	UEAR2	22.08	75.06	48.20	28.70	17.64								
	2-Wire Analog Voice Grade Loop - Service Level 2 w/Reverse Battery Signaling - Zone 3		3	NTCVG	UEAR2	36.87	75.06	48.20	28.70	17.64								
	Switch-As-Is Conversion rate per UNE Loop, Single LSR, (per DS0)			NTCVG	URES1		23.42	3.30										
	Switch-As-Is Conversion rate per UNE Loop, Spreadsheet, (per DS0)			NTCVG	URES1		23.42	3.30										
	Unbundled Loop Service Rearrangement, change in loop facility, per circuit			NTCVG	URES1		24.82	4.70										
	Loop Tagging - Service Level 2 (SL2)			NTCVG	UREWO		75.06	36.41										
	Loop Tagging - Service Level 2 (SL2)			NTCVG	URETL		11.23	1.10										
	4-WIRE ANALOG VOICE GRADE LOOP																	
	4-Wire Analog Voice Grade Loop - Zone 1		1	NTCVG	UEAL4	21.98	122.76	85.57	76.35	39.16								
	4-Wire Analog Voice Grade Loop - Zone 2		2	NTCVG	UEAL4	32.93	122.76	85.57	76.35	39.16								
	4-Wire Analog Voice Grade Loop - Zone 3		3	NTCVG	UEAL4	54.99	122.76	85.57	76.35	39.16								
	Switch-As-Is Conversion rate per UNE Loop, Single LSR, (per DS0)			NTCVG	URES1		23.42	3.30										
	Switch-As-Is Conversion rate per UNE Loop, Spreadsheet, (per DS0)			NTCVG	URES1		23.42	3.30										
	Unbundled Loop Service Rearrangement, change in loop facility, per circuit			NTCVG	URES1		24.82	4.70										
	Unbundled Loop Service Rearrangement, change in loop facility, per circuit			NTCVG	UREWO		75.06	36.41										
	4-WIRE DS1 DIGITAL LOOP - COMMINGLING																	
	4-Wire DS1 Digital Loop - Zone 1		1	NTCD1	USLXX	51.38	313.08	219.72	96.86	40.45								
	4-Wire DS1 Digital Loop - Zone 2		2	NTCD1	USLXX	76.98	313.08	219.72	96.86	40.45								
	4-Wire DS1 Digital Loop - Zone 3		3	NTCD1	USLXX	128.54	313.08	219.72	96.86	40.45								
	Switch-As-Is Conversion rate per UNE Loop, Single LSR, (per DS1)			NTCD1	URES1		23.42	3.30										
	Switch-As-Is Conversion rate per UNE Loop, Spreadsheet, (per DS1)			NTCD1	URES1		23.42	3.30										
	Unbundled Loop Service Rearrangement, change in loop facility, per circuit			NTCD1	URES1		24.82	4.70										
	Unbundled Loop Service Rearrangement, change in loop facility, per circuit			NTCD1	UREWO		130.47	40.11										
	4-WIRE 19.2, 56 OR 64 KBPS DIGITAL GRADE LOOP																	
	4 Wire Unbundled Digital Loop 2.4 Kbps - Zone 1		1	NTCUD	UDL2X	27.68	207.01	141.38	90.70	44.18								
	4 Wire Unbundled Digital Loop 2.4 Kbps - Zone 2		2	NTCUD	UDL2X	41.47	207.01	141.38	90.70	44.18								
	4 Wire Unbundled Digital Loop 2.4 Kbps - Zone 3		3	NTCUD	UDL2X	69.24	207.01	141.38	90.70	44.18								
	4 Wire Unbundled Digital Loop 4.8 Kbps - Zone 1		1	NTCUD	UDL4X	27.68	207.01	141.38	90.70	44.18								
	4 Wire Unbundled Digital Loop 4.8 Kbps - Zone 2		2	NTCUD	UDL4X	41.47	207.01	141.38	90.70	44.18								
	4 Wire Unbundled Digital Loop 4.8 Kbps - Zone 3		3	NTCUD	UDL4X	69.24	207.01	141.38	90.70	44.18								
	4 Wire Unbundled Digital Loop 9.6 Kbps - Zone 1		1	NTCUD	UDL9X	27.68	207.01	141.38	90.70	44.18								
	4 Wire Unbundled Digital Loop 9.6 Kbps - Zone 2		2	NTCUD	UDL9X	41.47	207.01	141.38	90.70	44.18								
	4 Wire Unbundled Digital Loop 9.6 Kbps - Zone 3		3	NTCUD	UDL9X	69.24	207.01	141.38	90.70	44.18								
	4 Wire Unbundled Digital Loop 19.2 Kbps - Zone 1		1	NTCUD	UDL19	27.68	207.01	141.38	90.70	44.18								
	4 Wire Unbundled Digital Loop 19.2 Kbps - Zone 2		2	NTCUD	UDL19	41.47	207.01	141.38	90.70	44.18								
	4 Wire Unbundled Digital Loop 19.2 Kbps - Zone 3		3	NTCUD	UDL19	69.24	207.01	141.38	90.70	44.18								
	4 Wire Unbundled Digital Loop 56 Kbps - Zone 1		1	NTCUD	UDL56	27.68	207.01	141.38	90.70	44.18								
	4 Wire Unbundled Digital Loop 56 Kbps - Zone 2		2	NTCUD	UDL56	41.47	207.01	141.38	90.70	44.18								
	4 Wire Unbundled Digital Loop 56 Kbps - Zone 3		3	NTCUD	UDL56	69.24	207.01	141.38	90.70	44.18								
	4 Wire Unbundled Digital Loop 64 Kbps - Zone 1		1	NTCUD	UDL64	27.68	207.01	141.38	90.70	44.18								
	4 Wire Unbundled Digital Loop 64 Kbps - Zone 2		2	NTCUD	UDL64	41.47	207.01	141.38	90.70	44.18								
	4 Wire Unbundled Digital Loop 64 Kbps - Zone 3		3	NTCUD	UDL64	69.24	207.01	141.38	90.70	44.18								
	Switch-As-Is Conversion rate per UNE Loop, Single LSR, (per DS0)			NTCUD	URES1		23.42	3.30										
	Switch-As-Is Conversion rate per UNE Loop, Spreadsheet, (per DS0)			NTCUD	URES1		23.42	3.30										
	Unbundled Loop Service Rearrangement, change in loop facility, per circuit			NTCUD	URES1		24.82	4.70										
	Unbundled Loop Service Rearrangement, change in loop facility, per circuit			NTCUD	UREWO		102.28	49.82										
	Order Coordination for Specified Conversion Time (per LSR)			NTCVG, NTCUD, NTCDD	OCOSL		34.29											
MAINTENANCE OF SERVICE																		

UNBUNDLED NETWORK ELEMENTS - Tennessee																	
CATEGORY	RATE ELEMENTS	Interim	Zone	BCS	USOC	RATES(\$)				Svc Order Submitted Elec per LSR	Svc Order Submitted Manually per LSR	Att: 2 Exh: A					
						Rec	Nonrecurring First	Add'l	Nonrecurring Disconnect First			Add'l	SOMEc	SOMAN	SOMAN	SOMAN	SOMAN
												OSS Rates(\$)					
												SOMEc	SOMAN	SOMAN	SOMAN	SOMAN	SOMAN
	Maintenance of Service Charge, Basic Time, per half hour			JDC, UEA, UDL, UDN, USL, UAL, UHL, UCL, NTCVG, NTCUD, NTCDD1, U1TD1, U1TD3, U1TDX, U1TS1, U1TVX, UDF, UDFCX, UDLSX, UE3, ULDD1, ULDD3, ULDDX, ULDS1, ULDVX, UNC1X, UNC3X, UNCDX, UNCSX, UNCVX, ULS	MVVBT		80.00	55.00									
	Maintenance of Service Charge, Overtime, per half hour			JDC, UEA, UDL, UDN, USL, UAL, UHL, UCL, NTCVG, NTCUD, NTCDD1, U1TD1, U1TD3, U1TDX, U1TS1, U1TVX, UDF, UDFCX, UDLSX, UE3, ULDD1, ULDD3, ULDDX, ULDS1, ULDVX, UNC1X, UNC3X, UNCDX, UNCSX, UNCVX, ULS	MVVOT		90.00	65.00									
	Maintenance of Service Charge, Premium, per half hour			JDC, UEA, UDL, UDN, USL, UAL, UHL, UCL, NTCVG, NTCUD, NTCDD1, U1TD1, U1TD3, U1TDX, U1TS1, U1TVX, UDF, UDFCX, UDLSX, UE3, ULDD1, ULDD3, ULDDX, ULDS1, ULDVX, UNC1X, UNC3X, UNCDX, UNCSX, UNCVX, ULS	MVVPT		100.00	75.00									
LOOP MODIFICATION																	
Service Order charges will only apply once per Loop																	
	Unbundled Loop Modification, Removal of Load Coils - 2 Wire pair less than or equal to 18K ft, per Unbundled Loop			UAL, UHL, UCL, UEQ, ULS, UEA, UEANL, UEPSR, UEPSB	ULM2L		65.40	65.40									
	Unbundled Loop Modification Removal of Load Coils - 4 Wire less than or equal to 18K ft, per Unbundled Loop			UHL, UCL, UEA	ULM4L		65.40	65.40									
	Unbundled Loop Modification Removal of Bridged Tap Removal, per unbundled loop			UAL, UHL, UCL, UEQ, ULS, UEA, UEANL, UEPSR, UEPSB	ULMBT		65.44	65.44									
SUB-LOOPS																	
Sub-Loop Distribution																	
	Sub-Loop - Per Cross Box Location - CLEC Feeder Facility Set-Up			UEANL, UEF	USBSA		517.25	517.25					20.35	10.54	13.32	13.32	
	Sub-Loop - Per Cross Box Location - Per 25 Pair Panel Set-Up			UEANL, UEF	USBSB		42.68	42.68					20.35	10.54	13.32	13.32	
	Sub-Loop - Per Building Equipment Room - CLEC Feeder Facility Set-Up			UEANL	USBSC		313.01	313.01					20.35	10.54	13.32	13.32	
	Sub-Loop - Per Building Equipment Room - Per 25 Pair Panel Set-Up			UEANL	USBSD		108.06	108.06					20.35	10.54	13.32	13.32	

UNBUNDLED NETWORK ELEMENTS - Tennessee

Att: 2 Exh: A

CATEGORY	RATE ELEMENTS	Interim	Zone	BCS	USOC	RATES(\$)				Svc Order Submitted Elec per LSR	Svc Order Submitted Manually per LSR	Incremental Charge - Manual Svc Order vs. Electronic-1st	Incremental Charge - Manual Svc Order vs. Electronic-Add'l	Incremental Charge - Manual Svc Order vs. Electronic-Disc 1st	Incremental Charge - Manual Svc Order vs. Electronic-Disc Add'l						
						Rec	Nonrecurring		Nonrecurring Disconnect							OSS Rates(\$)					
							First	Add'l	First							Add'l	SOMEc	SOMAN	SOMAN	SOMAN	SOMAN
	Sub-Loop Distribution Per 2-Wire Analog Voice Grade Loop - Statewide			UEANL	USBN2	10.02	148.84	112.34	73.14	36.65			20.35	10.54	13.32	13.32					
	Order Coordination for Unbundled Sub-Loops, per sub-loop pair			UEANL	USBMC		36.52	36.52													
	Sub-Loop Distribution Per 4-Wire Analog Voice Grade Loop - Zone 1		1	UEANL	USBN4	6.54	106.85	51.20	74.08	11.55			20.35	10.54	13.32	13.32					
	Sub-Loop Distribution Per 4-Wire Analog Voice Grade Loop - Zone 2		2	UEANL	USBN4	9.80	106.85	51.20	74.08	11.55			20.35	10.54	13.32	13.32					
	Sub-Loop Distribution Per 4-Wire Analog Voice Grade Loop - Zone 3		3	UEANL	USBN4	16.38	106.85	51.20	74.08	11.55			20.35	10.54	13.32	13.32					
	Order Coordination for Unbundled Sub-Loops, per sub-loop pair			UEANL	USBMC		36.52	36.52													
	Sub-Loop 2-Wire Intra-Building Network Cable (INC)			UEANL	USBR2	1.35	94.56	29.35					20.35	10.54	13.32	13.32					
	Order Coordination for Unbundled Sub-Loops, per sub-loop pair			UEANL	USBMC		36.52	36.52													
	Sub-Loop 4-Wire Intra-Building Network Cable (INC)			UEANL	USBR4	2.26	116.14	37.10					20.35	10.54	13.32	13.32					
	Order Coordination for Unbundled Sub-Loops, per sub-loop pair			UEANL	USBMC		36.52	36.52													
	Loop Testing - Basic 1st Half Hour			UEANL	URET1		57.67	0.00													
	Loop Testing - Basic Additional Half Hour			UEANL	URETA		37.44	37.44													
	2 Wire Copper Unbundled Sub-Loop Distribution - Zone 1		1	UEF	UCS2X	4.67	81.40	25.75	70.82	9.55			20.35	10.54	13.32	13.32					
	2 Wire Copper Unbundled Sub-Loop Distribution - Zone 2		2	UEF	UCS2X	6.99	81.40	25.75	70.82	9.55			20.35	10.54	13.32	13.32					
	2 Wire Copper Unbundled Sub-Loop Distribution - Zone 3		3	UEF	UCS2X	11.67	81.40	25.75	70.82	9.55			20.35	10.54	13.32	13.32					
	Order Coordination for Unbundled Sub-Loops, per sub-loop pair			UEF	USBMC		36.52	36.52													
	4 Wire Copper Unbundled Sub-Loop Distribution - Zone 1		1	UEF	UCS4X	5.85	81.74	26.08	74.08	11.55			20.35	10.54	13.32	13.32					
	4 Wire Copper Unbundled Sub-Loop Distribution - Zone 2		2	UEF	UCS4X	8.76	81.74	26.08	74.08	11.55			20.35	10.54	13.32	13.32					
	4 Wire Copper Unbundled Sub-Loop Distribution - Zone 3		3	UEF	UCS4X	14.83	81.74	26.08	74.08	11.55			20.35	10.54	13.32	13.32					
	Order Coordination for Unbundled Sub-Loops, per sub-loop pair			UEF	USBMC		36.52	36.52													
	Loop Tagging Service Level 1, Unbundled Copper Loop, Non-Designed and Distribution Subloops			UEF, UEANL	URETL		8.95	0.88													
	Loop Testing - Basic 1st Half Hour			UEF	URET1		57.67	0.00													
	Loop Testing - Basic Additional Half Hour			UEF	URETA		37.44	37.44													
	Unbundled Sub-Loop Modification																				
	Unbundled Sub-Loop Modification - 2-W Copper Dist Load Coil/Equip Removal per 2-W PR			UEF	ULM2X		335.36	7.82													
	Unbundled Sub-Loop Modification - 4-W Copper Dist Load Coil/Equip Removal per 4-W PR			UEF	ULM4X		335.36	7.82													
	Unbundled Loop Modification, Removal of Bridge Tap, per unbundled loop			UEF	ULMBT		528.48	9.74													
	Unbundled Network Terminating Wire (UNTW)																				
	Unbundled Network Terminating Wire (UNTW) per Pair			UENTW	UENPP	0.4555	2.48	2.48	0.5814	0.5814			20.35	10.54	13.32	13.32					
	Network Interface Device (NID)																				
	Network Interface Device (NID) - 1-2 lines			UENTW	UNID12		63.46	31.06	0.6391	0.6391			20.35	10.54	13.32	13.32					
	Network Interface Device (NID) - 1-6 lines			UENTW	UNID16		63.46	31.06	0.6522	0.6522			20.35	10.54	13.32	13.32					
	Network Interface Device Cross Connect - 2 W			UENTW	UNDC2		8.75	8.75					20.35	10.54	13.32	13.32					
	Network Interface Device Cross Connect - 4W			UENTW	UNDC4		8.75	8.75					20.35	10.54	13.32	13.32					
	UNE OTHER, PROVISIONING ONLY - NO RATE																				
	Unbundled Contact Name, Provisioning Only - no rate			UAL, UCL, UDC, UDL, UDN, UEA, UHL, UEANL, UEF, UEQ, UENTW, NTCVG, NTCUD, NTCDD1, USL	UNECDN	0.00	0.00														
	Unbundled DS1 Loop - Superframe Format Option - no rate			USL, NTCDD1	CCOSF		0.00														
	Unbundled DS1 Loop - Expanded Superframe Format option - no rate			USL, NTCDD1	CCOEF		0.00	0.00													
	NID - Dispatch and Service Order for NID installation			UENTW	UNDBX		0.00	0.00													
	UNTW Circuit Establishment, Provisioning Only - No Rate			UENTW	UENCE		0.00	0.00													
	LOOP MAKE-UP																				
	Loop Make-up - Preordering Without Reservation, per working or spare facility queried (Manual)			UMK	UMKLW		0.76	0.76					20.35	10.54	13.32	13.32					

UNBUNDLED NETWORK ELEMENTS - Tennessee

CATEGORY	RATE ELEMENTS	Interim	Zone	BCS	USOC	RATES(\$)					Svc Order Submitted Elec per LSR	Svc Order Submitted Manually per LSR	Att: 2 Exh: A					
						Rec	Nonrecurring First	Add'l	Nonrecurring Disconnect				SOME C	SOMAN	SOMAN	SOMAN	SOMAN	SOMAN
									First	Add'l								
	Loop Makeup - Preordering With Reservation, per spare facility queried (Manual)			UMK	UMKLP		0.76	0.76					20.35	10.54	13.32	13.32		
	Loop Makeup - With or Without Reservation, per working or spare facility queried (Mechanized)			UMK	UMKMQ		0.76	0.76					20.35	10.54	13.32	13.32		
LINE SPLITTING																		
END USER ORDERING-CENTRAL OFFICE BASED																		
	Line Splitting - per line activation CLEC owned splitter			UEPSR UEPSB	UREOS	0.61												
	Line Splitting - per line activation AT&T owned - physical			UEPSR UEPSB	UREBP	0.61	48.96	21.39	35.06	10.79			20.35	10.54	13.32	13.32		
	Line Splitting - per line activation AT&T owned - virtual			UEPSR UEPSB	UREBV	0.61	48.96	21.39	35.06	10.79			20.35	10.54	13.32	13.32		
END USER ORDERING - REMOTE SITE LINE SPLITTING																		
	Remote Site Shared Loop Line Activation for End Users - CLEC Owned Splitter			UEPSR UEPSB	URERS	0.61	53.40	21.61	6.70	6.70			0.00	0.00	0.00	0.00		
	Remote Site Shared Loop - Subsequent Activity - CLEC Owned Splitter			UEPSR UEPSB	URERA		50.57	20.06					0.00	0.00	0.00	0.00		
UNBUNDLED EXCHANGE ACCESS LOOP																		
2-WIRE ANALOG VOICE GRADE LOOP																		
	2 Wire Analog Voice Grade Loop-Service Level 1-Line Splitting- Zone 1		1	UEPSR UEPSB	UEALS	11.74	31.99	20.02	10.65	1.41			20.35	10.54	13.32	13.32		
	2 Wire Analog Voice Grade Loop-Service Level 1-Line Splitting- Zone 1		1	UEPSR UEPSB	UEABS	11.74	31.99	20.02	10.65	1.41			20.35	10.54	13.32	13.32		
	2 Wire Analog Voice Grade Loop- Service Level 1-Line Splitting- Zone 2		2	UEPSR UEPSB	UEALS	17.59	31.99	20.02	10.65	1.41			20.35	10.54	13.32	13.32		
	2 Wire Analog Voice Grade Loop- Service Level 1-Line Splitting- Zone 2		2	UEPSR UEPSB	UEABS	17.59	31.99	20.02	10.65	1.41			20.35	10.54	13.32	13.32		
	2 Wire Analog Voice Grade Loop-Service Level 1-Line Splitting- Zone 3		3	UEPSR UEPSB	UEALS	29.37	31.99	20.02	10.65	1.41			20.35	10.54	13.32	13.32		
	2 Wire Analog Voice Grade Loop-Service Level 1-Line Splitting- Zone 3		3	UEPSR UEPSB	UEABS	29.37	31.99	20.02	10.65	1.41			20.35	10.54	13.32	13.32		
PHYSICAL COLLOCATION																		
	Physical Collocation-2 Wire Cross Connects (Loop) for Line Splitting			UEPSR UEPSB	PE1LS	0.0475	11.62	9.90	10.38	8.66			0.00	0.00	0.00	0.00		
VIRTUAL COLLOCATION																		
	Virtual Collocation-2 Wire Cross Connects (Loop) for Line Splitting			UEPSR UEPSB	VE1LS	0.57	11.62	9.90	10.38	8.66			2.07	2.81	0.67	1.41		
UNBUNDLED DEDICATED TRANSPORT																		
INTEROFFICE CHANNEL - DEDICATED TRANSPORT - Stand Alone																		
	Interoffice Channel - 2-Wire Voice Grade - per mile			U1TVX	1L5XX	0.0174												
	Interoffice Channel - 2-Wire Voice Grade - Facility Termination			U1TVX	U1TV2	18.58	55.39	17.37	27.96	3.51			20.35	21.09	9.80	10.54		
	Interoffice Channel - 2-Wire Voice Grade Rev Bat. - per mile			U1TVX	1L5XX	0.0174												
	Interoffice Channel - 2-Wire VG Rev Bat. - Facility Termination			U1TVX	U1TR2	18.58	55.39	17.37	27.96	3.51			20.35	21.09	9.80	10.54		
	Interoffice Channel - 4-Wire Voice Grade - per mile			U1TVX	1L5XX	0.0174												
	Interoffice Channel - 4-Wire Voice Grade - Facility Termination			U1TVX	U1TV4	24.09	37.87	26.02	30.78	13.07			15.08	15.08	9.80	10.54		
	Interoffice Channel - 56 kbps - per mile			U1TDX	1L5XX	0.0174												
	Interoffice Channel - 56 kbps - Facility Termination			U1TDX	U1TD5	17.98	55.39	17.37	27.96	3.51			20.35	21.09	9.80	10.54		
	Interoffice Channel - 64 kbps - per mile			U1TDX	1L5XX	0.0174												
	Interoffice Channel - 64 kbps - Facility Termination			U1TDX	U1TD6	17.98	55.39	17.37	27.96	3.51			20.35	21.09	9.80	10.54		
	Interoffice Channel - DS1 - per mile			U1TD1	1L5XX	0.3562												
	Interoffice Channel - DS1 - Facility Termination			U1TD1	U1TF1	77.86	112.40	76.27	19.55	14.99			20.35	21.09	9.80	10.54		
	Interoffice Channel - DS3 - per mile			U1TD3	1L5XX	2.34												
	Interoffice Channel - DS3 - Facility Termination			U1TD3	U1TF3	848.99	395.29	176.56	109.04	105.91			36.84	36.84	19.01	19.01		
	Interoffice Channel - STS-1 - per mile			U1TS1	1L5XX	2.34												
	Interoffice Channel - STS-1 - Facility Termination			U1TS1	U1TFS	849.90	395.29	176.56	109.04	105.91			36.84	36.84	19.01	19.01		
UNBUNDLED DARK FIBER - Stand Alone or in Combination																		
	Dark Fiber - Interoffice Transport, Per Four Fiber Strands, Per Route Mile Or Fraction Thereof			UDF, UDFCX	1L5DF	28.74												
	Dark Fiber - Interoffice Transport, Per Four Fiber Strands, Per Route Mile Or Fraction Thereof			UDF, UDFCX	UDF14		1,121.00	153.19	580.26	357.17								
HIGH CAPACITY UNBUNDLED LOCAL LOOP																		
DS-3/STS-1 UNBUNDLED LOCAL LOOP - Stand Alone																		
	DS3 Unbundled Local Loop - per mile			UE3	1L5ND	9.19												
	DS3 Unbundled Local Loop - Facility Termination			UE3	UE3PX	374.24	595.37	304.50	234.83	170.16			36.84	36.84	19.01	19.01		
	STS-1 Unbundled Local Loop - per mile			UDLSX	1L5ND	9.19												

UNBUNDLED NETWORK ELEMENTS - Tennessee											Alt: 2 Exh: A						
CATEGORY	RATE ELEMENTS	Interim	Zone	BCS	USOC	RATES(\$)					Svc Order Submitted Elec per LSR	Svc Order Submitted Manually per LSR	Incremental Charge - Manual Svc Order vs. Electronic-1st	Incremental Charge - Manual Svc Order vs. Electronic-Add'l	Incremental Charge - Manual Svc Order vs. Electronic-1st	Incremental Charge - Manual Svc Order vs. Electronic-Add'l	
						Rec	Nonrecurring First	Add'l	Nonrecurring First	Disconnect Add'l							OSS Rates(\$)
	STS-1 Unbundled Local Loop - Facility Termination			UDLSX	UDLS1	389.35	595.37	304.50	234.83	170.16							
ENHANCED EXTENDED LINK (EELs)																	
Network Elements Used in Combinations																	
	2-Wire VG Loop (SL2) in Combination - Zone 1			1	UNCVX	UEAL2	14.74	108.76	35.47	72.94	10.86			31.26	10.42		
	2-Wire VG Loop (SL2) in Combination - Zone 2			2	UNCVX	UEAL2	22.08	108.76	35.47	72.94	10.86			31.26	10.42		
	2-Wire VG Loop (SL2) in Combination - Zone 3			3	UNCVX	UEAL2	36.87	108.76	35.47	72.94	10.86			31.26	10.42		
	4-Wire Analog Voice Grade Loop in Combination - Zone 1			1	UNCVX	UEAL4	21.98	108.76	35.47	72.94	10.86			31.26	10.42		
	4-Wire Analog Voice Grade Loop in Combination - Zone 2			2	UNCVX	UEAL4	32.93	108.76	35.47	72.94	10.86			31.26	10.42		
	4-Wire Analog Voice Grade Loop in Combination - Zone 3			3	UNCVX	UEAL4	54.99	108.76	35.47	72.94	10.86			31.26	10.42		
	2-Wire ISDN Loop in Combination - Zone 1			1	UNCNX	U1L2X	19.77	108.76	35.47	72.94	10.86			31.26	10.42		
	2-Wire ISDN Loop in Combination - Zone 2			2	UNCNX	U1L2X	29.63	108.76	35.47	72.94	10.86			31.26	10.42		
	2-Wire ISDN Loop in Combination - Zone 3			3	UNCNX	U1L2X	49.47	108.76	35.47	72.94	10.86			31.26	10.42		
	4-Wire 56Kbps Digital Grade Loop in Combination - Zone 1			1	UNCDX	UDL56	27.68	108.76	35.47	72.94	10.86			20.35	10.54	13.32	
	4-Wire 56Kbps Digital Grade Loop in Combination - Zone 2			2	UNCDX	UDL56	41.47	108.76	35.47	72.94	10.86			20.35	10.54	13.32	
	4-Wire 56Kbps Digital Grade Loop in Combination - Zone 3			3	UNCDX	UDL56	69.24	108.76	35.47	72.94	10.86			20.35	10.54	13.32	
	4-Wire 64Kbps Digital Grade Loop in Combination - Zone 1			1	UNCDX	UDL64	27.68	108.76	35.47	72.94	10.86			20.35	10.54	13.32	
	4-Wire 64Kbps Digital Grade Loop in Combination - Zone 2			2	UNCDX	UDL64	41.47	108.76	35.47	72.94	10.86			20.35	10.54	13.32	
	4-Wire 64Kbps Digital Grade Loop in Combination - Zone 3			3	UNCDX	UDL64	69.24	108.76	35.47	72.94	10.86			20.35	10.54	13.32	
	4-Wire DS1 Digital Loop in Combination - Zone 1			1	UNC1X	USLXX	51.38	228.40	161.74	79.87	24.88			18.98	8.43	11.95	
	4-Wire DS1 Digital Loop in Combination - Zone 2			2	UNC1X	USLXX	76.98	228.40	161.74	79.87	24.88			18.98	8.43	11.95	
	4-Wire DS1 Digital Loop in Combination - Zone 3			3	UNC1X	USLXX	128.54	228.40	161.74	79.87	24.88			18.98	8.43	11.95	
	DS3 Local Loop in combination - per mile				UNC3X	1LSND	9.19										
	DS3 Local Loop in combination - Facility Termination				UNC3X	UE3PX	374.24	1,260.47	628.84	106.78	45.24			36.84	36.84	19.01	19.01
	STS-1 Local Loop in combination - per mile				UNC3X	1LSND	9.19										
	STS-1 Local Loop in combination - Facility Termination				UNC3X	UDLS1	389.35	1,280.47	628.84	79.87	24.88			36.84	36.84	19.01	19.01
	Interoffice Channel in combination - 2-wire VG - per mile				UNCVX	1LSXX	0.0174										
	Interoffice Channel in combination - 2-wire VG - Facility Termination				UNCVX	U1TV2	18.58	79.83	44.08	69.32	31.00			20.35	21.09	9.80	10.54
	Interoffice Channel in combination - 4-wire VG - per mile				UNCVX	1LSXX	0.0174										
	Interoffice Channel in combination - 4-wire VG - Facility Termination				UNCVX	U1TV4	24.09	79.83	44.08	69.32	31.00			15.08	15.08	8.66	8.66
	Interoffice Channel in combination - 4-wire 56 kbps - per mile				UNCDX	1LSXX	0.0174										
	Interoffice Channel in combination - 4-wire 56 kbps - Facility Termination				UNCDX	U1TD5	17.98	79.83	44.08	69.32	31.00			20.35	21.09	9.80	10.54
	Interoffice Channel in combination - 4-wire 64 kbps - per mile				UNCDX	1LSXX	0.0174										
	Interoffice Channel in combination - 4-wire 64 kbps - Facility Termination				UNCDX	U1TD6	17.98	79.83	44.08	69.32	31.00			20.35	21.09	9.80	10.54
	Interoffice Channel in combination - DS1 - per mile				UNC1X	1LSXX	0.3562										
	Interoffice Channel in combination - DS1 - Facility Termination				UNC1X	U1TF1	77.86	171.24	113.12	70.07	30.90			20.35	21.09	9.80	10.54
	Interoffice Channel in combination - DS3 - per mile				UNC3X	1LSXX	2.34										
	Interoffice Channel in combination - DS3 - Facility Termination				UNC3X	U1TF3	848.99	482.01	153.81	64.43	35.43			36.84	36.84	19.01	19.01
	Interoffice Channel in combination - STS-1 - per mile				UNC3X	1LSXX	2.34										
	Interoffice Channel in combination - STS-1 - Facility Termination				UNC3X	U1TF5	849.30	482.01	153.81	64.43	35.43			36.84	36.84	19.01	19.01
ADDITIONAL NETWORK ELEMENTS																	
Optional Features & Functions:																	
	Clear Channel Capability Extended Frame Option - per DS1				U1TD1, ULDD1, UNC1X	CCOEF		0.00	0.00	0.00	0.00						
	Clear Channel Capability Super Frame Option - per DS1				U1TD1, ULDD1, UNC1X	CCOSF		0.00	0.00	0.00	0.00						
	Clear Channel Capability (SF/ESF) Option - Subsequent Activity - per DS1				ULDD1, U1TD1, UNC1X, USL	NRCCC		185.16	23.86	2.03	0.79						
	C-bit Parity Option - Subsequent Activity - per DS3				U1TD3, ULDD3, UE3, UNC3X	NRCC3		219.46	7.68	0.7637							
	DS1/DS0 Channel System				UNC1X	MO1	80.77	105.76	14.48	3.04	2.74						
	DS3/DS1 Channel System				UNC3X, UNC3X	MO3	222.98	156.02	49.41	17.12	6.77			20.35	9.80	11.49	1.18
	Voice Grade COCI in combination				UNCVX	1D1VG	1.82	5.70	4.42								
	Voice Grade COCI - for 2W-SL2 & 4W Voice Grade Local Loop				UEA	1D1VG	1.82	5.70	4.42								
	Voice Grade COCI - for connection to a channelized DS1 Local Channel in the same SWC as collocation				U1TUC	1D1VG	1.82	5.70	4.42								
	OCU-DP COCI (2.4-64Kbps) in combination				UNCDX	1D1DD	0.91	5.70	4.42				20.35	9.80	11.49	1.18	
	OCU-DP COCI (2.4-64Kbps) - for Unbundled Digital Loop				UDL	1D1DD	0.91	5.70	4.42								
	OCU-DP COCI (2.4-64Kbps) - for connection to a channelized DS1 Local Channel in the same SWC as collocation				U1TUD	1D1DD	0.91	5.70	4.42								

UNBUNDLED NETWORK ELEMENTS - Tennessee

CATEGORY	RATE ELEMENTS	Interim	Zone	BCS	USOC	RATES(\$)					Svc Order Submitted Elec per LSR	Svc Order Submitted Manually per LSR	Att: 2 Exh: A				
						Rec	Nonrecurring		Nonrecurring Disconnect				Incremental Charge - Manual Svc Order vs. Electronic-1st	Incremental Charge - Manual Svc Order vs. Electronic-Add1	Incremental Charge - Manual Svc Order vs. Electronic-Disc 1st	Incremental Charge - Manual Svc Order vs. Electronic-Disc Add1	
							First	Add1	First	Add1							
												OSS Rates(\$)					
	2-wire ISDN COCI (BRITE) in combination			UNCNX	UC1CA	17.58	5.70	4.42				SOME C	SOMAN	SOMAN	SOMAN	SOMAN	SOMAN
	2-wire ISDN COCI (BRITE) - for a Local Loop			JDN	UC1CA	17.58	5.70	4.42						20.35	9.80	11.49	1.18
	2-wire ISDN COCI (BRITE) - for connection to a channelized DS1 Local Channel in the same SWC as collocation			U1TUB	UC1CA	17.58	5.70	4.42									
	DS1 COCI in combination			UNC1X	UC1D1	17.58	5.70	4.42						20.35	9.80	11.49	1.18
	DS1 COCI - for Stand Alone Local Channel			ULDD1	UC1D1	17.58	5.70	4.42									
	DS1 COCI - for Stand Alone Interoffice Channel			U1TD1	UC1D1	17.58	5.70	4.42									
	DS1 COCI - for DS1 Local Loop			USL, NTCD1	UC1D1	17.58	5.70	4.42									
	DS1 COCI - for connection to a channelized DS1 Local Channel in the same SWC as collocation			U1TJA	UC1D1	17.58	5.70	4.42									
	Wholesale - UNE, Switch-As-Is Conversion Charge			UNCVX, UNCDX, UNC1X, UNC3X, UNC5X, UDFCX, XDH1X, HFQC6, XDD2X, XDV6X, XDDFX, XDD4X, HFRST, UNCNX	UNCCC		52.73	24.62	9.12	9.12							
	Unbundled Misc Rate Element, SNE SAI, Single Network Element - Switch As Is Non-recurring Charge, per circuit (LSR)			U1TVX, U1TDX, U1TD1, U1TD3, U1TS1, UDF, UE3	URES L		34.53	15.11									
	Unbundled Misc Rate Element, SNE SAI, Single Network Element - Switch As Is Non-recurring Charge, incremental charge per circuit on a spreadsheet			U1TVX, U1TDX, U1TD1, U1TD3, U1TS1, UDF, UE3	URES P		1.40	1.40									
	Access to DCS - Customer Reconfiguration (FlexServ)																
	Customer Reconfiguration Establishment						2.78		3.32								
	DS1 DCS Termination with DS0 Switching					23.35	41.14	34.25	29.94	24.08							
	DS1 DCS Termination with DS1 Switching					13.45	27.79	20.90	16.12								
	DS3 DCS Termination with DS1 Switching					150.88	41.14	34.25	29.94	24.08							
	Node (SynchroNet)																
	Node per month			UNCDX	UNCNT	17.11											
	Service Rearrangements																
	NRC - Change in Facility Assignment per circuit Service Rearrangement			U1TVX, U1TDX, U1TUC, U1TUD, U1TUB, ULDVX, ULDDX, UNCVX, UNCDX, UNC1X	URETD		130.47	40.11									
	NRC - Change in Facility Assignment per circuit Project Management (added to CFA per circuit if project managed)			U1TVX, U1TDX, U1TUC, U1TUD, U1TUB, ULDVX, ULDDX, UNCVX, UNCDX, UNC1X	URETB		3.44	3.44									
	NRC - Order Coordination Specific Time - Dedicated Transport			UNC1X, UNC3X	OCOSR		18.93	18.93									
	COMMINGLING																
	Commingling Authorization			UNCVX, UNCDX, UNC1X, UNC3X, UNC5X, U1TD1, U1TD3, U1TS1, UE3, UDL5X, U1TVX, U1TDX, U1TUB, ULDVX, ULDD1, ULDD3, ULDS1	CMGAU	0.00	0.00	0.00	0.00	0.00							
	Commingled (UNE part of single bandwidth circuit)																
	Commingled VG COCI			XDV2X	1D1VG	1.82	6.07	4.66									
	Commingled Digital COCI			XDV6X	1D1DD	0.91	6.07	4.66									
	Commingled ISDN COCI			XDD4X	UC1CA	17.58	6.07	4.66									
	Commingled 2-wire VG Interoffice Channel Facility Termination			XDV2X	U1TV2	18.58	55.39	17.37	69.32	31.00							
	Commingled 4-wire VG Interoffice Channel Facility Termination			XDV6X	U1TV4	24.09	37.87	26.02	69.32	31.00							
	Commingled 56kbps Interoffice Channel Facility Termination			XDD4X	U1TD5	17.98	55.39	17.37	69.32	31.00							
	Commingled 64kbps Interoffice Channel Facility Termination			XDD4X	U1TD6	17.98	55.39	17.37	69.32	31.00							
	Commingled VG/DS0 Interoffice Channel per mile			XDV2X, XDV6X, XDD4X	1L5XX	0.0174											
	Commingled 2-wire Local Loop Zone 1		1	XDV2X	UEAL2	14.74	75.06	48.2	28.7	17.64							
	Commingled 2-wire Local Loop Zone 2		2	XDV2X	UEAL2	22.08	75.06	48.2	28.7	17.64							

UNBUNDLED NETWORK ELEMENTS - Tennessee

Att: 2 Exh: A

CATEGORY	RATE ELEMENTS	Interim	Zone	BCS	USOC	RATES(\$)					Svc Order Submitted Elec per LSR	Svc Order Submitted Manually per LSR	Incremental Charge - Manual Svc Order vs. Electronic-1st	Incremental Charge - Manual Svc Order vs. Electronic-Add'l	Incremental Charge - Manual Svc Order vs. Electronic-Disc 1st	Incremental Charge - Manual Svc Order vs. Electronic-Disc Add'l					
						Rec	Nonrecurring		Nonrecurring Disconnect								OSS Rates(\$)				
							First	Add'l	First	Add'l							SOME C	SOMAN	SOMAN	SOMAN	SOMAN
	Commingled 2-wire Local Loop Zone 3		3	XDV2X	UEAL2	36.87	75.06	48.2	28.7	17.64											
	Commingled 4-wire Local Loop Zone 1		1	XDV6X	UEAL4	21.98	122.76	85.57	76.35	39.16											
	Commingled 4-wire Local Loop Zone 2		2	XDV6X	UEAL4	32.93	122.76	85.57	76.35	39.16											
	Commingled 4-wire Local Loop Zone 3		3	XDV6X	UEAL4	54.99	122.76	85.57	76.35	39.16											
	Commingled 56kpbs Local Loop Zone 1		1	XDD4X	UDL56	27.68	207.01	141.38	90.7	44.18											
	Commingled 56kpbs Local Loop Zone 2		2	XDD4X	UDL56	41.47	207.01	141.38	90.7	44.18											
	Commingled 56kpbs Local Loop Zone 3		3	XDD4X	UDL56	69.24	207.01	141.38	90.7	44.18											
	Commingled 64kpbs Local Loop Zone 1		1	XDD4X	UDL64	27.68	207.01	141.38	90.7	44.18											
	Commingled 64kpbs Local Loop Zone 2		2	XDD4X	UDL64	41.47	207.01	141.38	90.7	44.18											
	Commingled 64kpbs Local Loop Zone 3		3	XDD4X	UDL64	69.24	207.01	141.38	90.7	44.18											
	Commingled ISDN Local Loop Zone 1		1	XDD4X	UJL2X	19.77	142.76	88.88	76.35	39.16											
	Commingled ISDN Local Loop Zone 2		2	XDD4X	UJL2X	29.63	142.76	88.88	76.35	39.16											
	Commingled ISDN Local Loop Zone 3		3	XDD4X	UJL2X	49.47	142.76	88.88	76.35	39.16											
	Commingled DS1 COCI			XDH1X	UC1D1	17.58	6.07	4.86													
	Commingled DS1 Interoffice Channel Facility Termination			XDH1X	UITF1	77.86	112.4	76.27	19.55	14.99											
	Commingled DS1 Interoffice Channel per mile			XDH1X	1LSXX	0.3562															
	Commingled DS1/DS0 channelSystem			XDH1X	MQ1	80.77	141.87	77.11	14.51	13.46											
	Commingled DS1 Local Loop Zone 1		1	XDH1X	USLXX	51.38	313.08	219.72	96.86	40.45											
	Commingled DS1 Local Loop Zone 2		2	XDH1X	USLXX	76.98	313.08	219.72	96.86	40.45											
	Commingled DS1 Local Loop Zone 3		3	XDH1X	USLXX	128.54	313.08	219.72	96.86	40.45											
	Commingled DS3 Local Loop Facility Termination			HFQC6	UE3PX	374.24	595.37	304.5	234.83	170.16											
	Commingled DS3/STS-1 Local Loop per mile			HFQC6, HFRST	1LSND	9.19															
	Commingled STS-1 Local Loop Facility Termination			HFRST	UDLS1	389.35	595.37	304.5	215.62	151.15											
	Commingled DS3/DS1 channelSystem			HFQC6	MQ3	222.98	308.03	108.47	44.47	42.62											
	Commingled DS3 Interoffice Channel Facility Termination			HFQC6	UITF3	848.99	395.27	176.56	109.04	105.91											
	Commingled DS3 Interoffice Channel per mile			HFQC6	1LSXX	2.34															
	Commingled STS-1 Interoffice Channel Facility Termination			HFRST	UITFS	849.30	395.29	176.56	109.04	105.91											
	Commingled STS-1 Interoffice Channel per mile			HFRST	1LSXX	2.34															
	Commingled Dark Fiber - Interoffice Transport, Per Four Fiber Strands, Per Route Mile Or Fraction Thereof			HEQDL	1LSDF	28.74															
	Commingled Dark Fiber - Interoffice Transport, Per Four Fiber Strands, Per Route Mile Or Fraction Thereof			HEQDL	UDF14		1,121.00	153.19	580.26	357.17											
	UNE to Commingled Conversion Tracking			XDH1X, HFQC6	CMGUN	0.00	0.00	0.00	0.00	0.00											
	SPA to Commingled Conversion Tracking			XDH1X, HFQC6	CMGSP	0.00	0.00	0.00	0.00	0.00											
LNP Query Service																					
	LNP Charge Per query					0.0009277															
	LNP Service Establishment Manual						23.60	13.83	23.60	12.71											
	LNP Service Provisioning with Point Code Establishment						1,119.00	571.71	1,119.00	571.71											
911 PBX LOCATE																					
911 PBX LOCATE DATABASE CAPABILITY																					
	Service Establishment per CLEC per End User Account			9PBDC	9PBEU		1,706.00														
	Changes to TN Range or Customer Profile			9PBDC	9PBTN		170.89														
	Per Telephone Number (Monthly)			9PBDC	9PBMM	0.07															
	Change Company (Service Provider) ID			9PBDC	9PBPC		501.06														
	PBX Locate Service Support per CLEC (Month)			9PBDC	9PBMR	191.92															
	Service Order Change			9PBDC	9PBSC		23.20														
911 PBX LOCATE TRANSPORT COMPONENT																					
See Att 3																					
Note: Rates displaying an "F" in Interim column are Interim as a result of a Commission order.																					

UNBUNDLED NETWORK ELEMENTS - Florida										Attachment: 2 Exh. B		
CATEGORY	RATE ELEMENTS	Interm	Zone	BCS	USOC	RATES (\$)	Svc Order Submitted Elec per LSR	Svc Order Submitted Manually per LSR	Incremental Charge - Manual Svc Order vs. Electronic-1st	Incremental Charge - Manual Svc Order vs. Electronic-Add'l	Incremental Charge - Manual Svc Order vs. Electronic-Disc 1st	Incremental Charge - Manual Svc Order vs. Electronic-Disc Add'l
							SOMEC	SOMAN	SOMAN	SOMAN	SOMAN	SOMAN
UNBUNDLED EXCHANGE ACCESS LOOP												
2-WIRE HIGH BIT RATE DIGITAL SUBSCRIBER LINE (HDSL) COMPATIBLE LOOP												
	2 Wire Unbundled HDSL Loop including manual service inquiry & facility reservation - Zone 1		1	UHL	UHL2X	8.30						
	2 Wire Unbundled HDSL Loop including manual service inquiry & facility reservation - Zone 2		2	UHL	UHL2X	11.80						
	2 Wire Unbundled HDSL Loop including manual service inquiry & facility reservation - Zone 3		3	UHL	UHL2X	20.94						
	2 Wire Unbundled HDSL Loop without manual service inquiry and facility reservation - Zone 1		1	UHL	UHL2W	8.30						
	2 Wire Unbundled HDSL Loop without manual service inquiry and facility reservation - Zone 2		2	UHL	UHL2W	11.80						
	2 Wire Unbundled HDSL Loop without manual service inquiry and facility reservation - Zone 3		3	UHL	UHL2W	20.94						
4-WIRE HIGH BIT RATE DIGITAL SUBSCRIBER LINE (HDSL) COMPATIBLE LOOP												
	4 Wire Unbundled HDSL Loop including manual service inquiry and facility reservation - Zone 1		1	UHL	UHL4X	12.49						
	4-Wire Unbundled HDSL Loop including manual service inquiry and facility reservation - Zone 2		2	UHL	UHL4X	17.76						
	4-Wire Unbundled HDSL Loop including manual service inquiry and facility reservation - Zone 3		3	UHL	UHL4X	31.50						
	4-Wire Unbundled HDSL Loop without manual service inquiry and facility reservation - Zone 1		1	UHL	UHL4W	12.49						
	4-Wire Unbundled HDSL Loop without manual service inquiry and facility reservation - Zone 2		2	UHL	UHL4W	17.76						
	4-Wire Unbundled HDSL Loop without manual service inquiry and facility reservation - Zone 3		3	UHL	UHL4W	31.50						
4-WIRE DS1 DIGITAL LOOP												
	4-Wire DS1 Digital Loop - Zone 1		1	USL	USLXX	81.35						
	4-Wire DS1 Digital Loop - Zone 2		2	USL	USLXX	115.62						
	4-Wire DS1 Digital Loop - Zone 3		3	USL	USLXX	205.15						
HIGH CAPACITY UNBUNDLED LOCAL LOOP												
	High Capacity Unbundled Local Loop - DS3 - Per Mile per month			UE3	1L5ND	12.56						
	High Capacity Unbundled Local Loop - DS3 - Facility Termination per month			UE3	UE3PX	444.91						
	High Capacity Unbundled Local Loop - STS-1 - Per Mile per month			UDLSX	1L5ND	12.56						
	High Capacity Unbundled Local Loop - STS-1 - Facility Termination per month			UDLSX	UDLS1	490.59						
UNBUNDLED DEDICATED TRANSPORT												
INTEROFFICE CHANNEL - DEDICATED TRANSPORT												
	Interoffice Channel - Dedicated Channel - DS1 - Per Mile per month			U1TD1	1L5XX	0.21						
	Interoffice Channel - Dedicated Transport - DS1 - Facility Termination			U1TD1	U1TF1	101.71						
	Interoffice Channel - Dedicated Transport - DS3 - Per Mile per month			U1TD3	1L5XX	4.45						
	Interoffice Channel - Dedicated Transport - DS3 - Facility Termination per month			U1TD3	U1TF3	1231.65						
	Interoffice Channel - Dedicated Transport - STS-1 - Per Mile per month			U1TS1	1L5XX	4.45						
	Interoffice Channel - Dedicated Transport - STS-1 - Facility Termination			U1TS1	U1TFS	1214.40						
UNBUNDLED DARK FIBER - Stand Alone or in Combination												
	Dark Fiber - Interoffice Transport, Per Four Fiber Strands, Per Route Mile Or Fraction Thereof			UDF, UDFCX	1L5DF	30.88						
ENHANCED EXTENDED LINK (EELs)												

UNBUNDLED NETWORK ELEMENTS - Florida

CATEGORY	RATE ELEMENTS	Inter m	Zone	BCS	USOC	RATES (\$)				Svc Order Submitted Elec per LSR	Svc Order Submitted Manually per LSR	Attachment: 2 Exh. B					
						Rec	Nonrecurring		Nonrecurring Disconnect			SOME C	SOMAN	SOMAN	SOMAN	SOMAN	
							First	Add'l	First								Add'l
NOTE: The monthly recurring and non-recurring charges below will apply and the Switch-As-Is Charge will not apply for UNE combinations provisioned as 'Currently Combined' Network Elements.																	
NOTE: The monthly recurring and the Switch-As-Is Charge and not the non-recurring charges below will apply for UNE combinations provisioned as 'Ordinarily Combined' Network Elements.																	
EXTENDED 4-WIRE DS1 DIGITAL EXTENDED LOOP WITH DEDICATED DS1 INTEROFFICE TRANSPORT																	
	4-Wire DS1 Digital Loop in Combination - Zone 1		1	UNC1X	USLXX	81.35											
	4-Wire DS1 Digital Loop in Combination - Zone 2		2	UNC1X	USLXX	115.62											
	4-Wire DS1 Digital Loop in Combination - Zone 3		3	UNC1X	USLXX	205.15											
	Interoffice Transport - Dedicated - DS1 combination - Per Mile per month			UNC1X	1L5XX	0.21											
	Interoffice Transport - Dedicated - DS1 combination - Facility Termination per month			UNC1X	U1TF1	101.71											
EXTENDED DS3 DIGITAL EXTENDED LOOP WITH DEDICATED DS3 INTEROFFICE TRANSPORT																	
	DS3 Local Loop in combination - per mile per month			UNC3X	1L5ND	12.56											
	DS3 Local Loop in combination - Facility Termination per month			UNC3X	UE3PX	444.91											
	Interoffice Transport - Dedicated - DS3 - Per Mile per month			UNC3X	1L5XX	4.45											
	Interoffice Transport - Dedicated - DS3 combination - Facility Termination per month			UNC3X	U1TF3	1231.65											
EXTENDED STS-1 DIGITAL EXTENDED LOOP WITH DEDICATED STS-1 INTEROFFICE TRANSPORT																	
	STS-1 Local Loop in combination - per mile per month			UNCSX	1L5ND	12.56											
	STS-1 Local Loop in combination - Facility Termination per month			UNCSX	UDLS1	490.59											
	Interoffice Transport - Dedicated - STS-1 combination - per mile per month			UNCSX	1L5XX	4.45											
	Interoffice Transport - Dedicated - STS-1 combination - Facility Termination per month			UNCSX	U1TFS	1214.40											

UNBUNDLED NETWORK ELEMENTS - Tennessee										Attachment: 2 Exh. B						
CATEGORY	RATE ELEMENTS	Interim	Zone	BCS	USOC	RATES (\$)					Svc Order Submitted Elec per LSR	Svc Order Submitted Manually per LSR	Incremental Charge - Manual Svc Order vs. Electronic-1st	Incremental Charge - Manual Svc Order vs. Electronic-Add'l	Incremental Charge - Manual Svc Order vs. Electronic-Disc 1st	Incremental Charge - Manual Svc Order vs. Electronic-Disc Add'l
						Rec	Nonrecurring First	Add'l	Nonrecurring First	Disconnect Add'l						
UNBUNDLED EXCHANGE ACCESS LOOP																
2-WIRE HIGH BIT RATE DIGITAL SUBSCRIBER LINE (HDSL) COMPATIBLE LOOP																
	2 Wire Unbundled HDSL Loop including manual service inquiry & facility reservation - Zone 1		1	UHL	UHL2X	11.09										
	2 Wire Unbundled HDSL Loop including manual service inquiry & facility reservation - Zone 2		2	UHL	UHL2X	16.61										
	2 Wire Unbundled HDSL Loop including manual service inquiry & facility reservation - Zone 3		3	UHL	UHL2X	27.74										
	2 Wire Unbundled HDSL Loop without manual service inquiry and facility reservation - Zone 1		1	UHL	UHL2W	11.09										
	2 Wire Unbundled HDSL Loop without manual service inquiry and facility reservation - Zone 2		2	UHL	UHL2W	16.61										
	2 Wire Unbundled HDSL Loop without manual service inquiry and facility reservation - Zone 3		3	UHL	UHL2W	27.74										
4-WIRE HIGH BIT RATE DIGITAL SUBSCRIBER LINE (HDSL) COMPATIBLE LOOP																
	4 Wire Unbundled HDSL Loop including manual service inquiry and facility reservation - Zone 1		1	UHL	UHL4X	14.26										
	4-Wire Unbundled HDSL Loop including manual service inquiry and facility reservation - Zone 2		2	UHL	UHL4X	21.37										
	4-Wire Unbundled HDSL Loop including manual service inquiry and facility reservation - Zone 3		3	UHL	UHL4X	35.68										
	4-Wire Unbundled HDSL Loop without manual service inquiry and facility reservation - Zone 1		1	UHL	UHL4W	14.26										
	4-Wire Unbundled HDSL Loop without manual service inquiry and facility reservation - Zone 2		2	UHL	UHL4W	21.37										
	4-Wire Unbundled HDSL Loop without manual service inquiry and facility reservation - Zone 3		3	UHL	UHL4W	35.68										
4-WIRE DS1 DIGITAL LOOP																
	4-Wire DS1 Digital Loop - Zone 1		1	USL	USLXX	59.09										
	4-Wire DS1 Digital Loop - Zone 2		2	USL	USLXX	88.53										
	4-Wire DS1 Digital Loop - Zone 3		3	USL	USLXX	147.82										
HIGH CAPACITY UNBUNDLED LOCAL LOOP																
	High Capacity Unbundled Local Loop - DS3 - Per Mile per month			UE3	1L5ND	10.57										
	High Capacity Unbundled Local Loop - DS3 - Facility Termination per month			UE3	UE3PX	430.38										
	High Capacity Unbundled Local Loop - STS-1 - Per Mile per month			UDLSX	1L5ND	10.57										
	High Capacity Unbundled Local Loop - STS-1 - Facility Termination per month			UDLSX	UDLS1	447.75										
UNBUNDLED DEDICATED TRANSPORT																
INTEROFFICE CHANNEL - DEDICATED TRANSPORT																
	Interoffice Channel - Dedicated Channel - DS1 - Per Mile per month			U1TD1	1L5XX	0.40963										
	Interoffice Channel - Dedicated Transport - DS1 - Facility Termination			U1TD1	U1TF1	89.54										
	Interoffice Channel - Dedicated Transport - DS3 - Per Mile per month			U1TD3	1L5XX	2.69										
	Interoffice Channel - Dedicated Transport - DS3 - Facility Termination per month			U1TD3	U1TF3	976.34										
	Interoffice Channel - Dedicated Transport - STS-1 - Per Mile per month			U1TS1	1L5XX	2.69										
	Interoffice Channel - Dedicated Transport - STS-1 - Facility Termination			U1TS1	U1TFS	976.70										
UNBUNDLED DARK FIBER - Stand Alone or in Combination																
	Dark Fiber - Interoffice Transport, Per Four Fiber Strands, Per Route Mile Or Fraction Thereof			UDF, UDFCX	1L5DF	33.05										
ENHANCED EXTENDED LINK (EELs) AND THEIR COMPONENTS																

UNBUNDLED NETWORK ELEMENTS - Tennessee

CATEGORY	RATE ELEMENTS	Interf m	Zone	BCS	USOC	RATES (\$)				Svc Order Submitted Elec per LSR	Svc Order Submitted Manually per LSR	Attachment: 2 Exh. B				
						Rec	Nonrecurring		Nonrecurring Disconnect			Incremental Charge - Manual Svc Order vs. Electronic- 1st	Incremental Charge - Manual Svc Order vs. Electronic- Add'l	Incremental Charge - Manual Svc Order vs. Electronic- Disc 1st	Incremental Charge - Manual Svc Order vs. Electronic- Disc Add'l	
						First	Add'l	First	Add'l	SOMEK	SOMAN					SOMAN
NOTE: The monthly recurring and non-recurring charges below will apply and the Switch-As-Is Charge will not apply for UNE combinations provisioned as 'Ordinarly Combined' Network Elements.																
NOTE: The monthly recurring and the Switch-As-Is Charge and not the non-recurring charges below will apply for UNE combinations provisioned as 'Currently Combined' Network Elements.																
EXTENDED 4-WIRE DS1 DIGITAL EXTENDED LOOP WITH DEDICATED DS1 INTEROFFICE TRANSPORT																
	4-Wire DS1 Digital Loop in Combination - Zone 1		1	UNC1X	USLXX	59.09										
	4-Wire DS1 Digital Loop in Combination - Zone 2		2	UNC1X	USLXX	88.53										
	4-Wire DS1 Digital Loop in Combination - Zone 3		3	UNC1X	USLXX	147.82										
	Interoffice Transport - Dedicated - DS1 combination - Per Mile per month			UNC1X	1L5XX	0.40963										
	Interoffice Transport - Dedicated - DS1 combination - Facility Termination per month			UNC1X	U1TF1	89.54										
EXTENDED DS3 DIGITAL EXTENDED LOOP WITH DEDICATED DS3 INTEROFFICE TRANSPORT																
	DS3 Local Loop in combination - per mile per month			UNC3X	1L5ND	10.57										
	DS3 Local Loop in combination - Facility Termination per month			UNC3X	UE3PX	430.38										
	Interoffice Transport - Dedicated - DS3 - Per Mile per month			UNC3X	1L5XX	2.69										
	Interoffice Transport - Dedicated - DS3 combination - Facility Termination per month			UNC3X	U1TF3	976.34										
EXTENDED STS-1 DIGITAL EXTENDED LOOP WITH DEDICATED STS-1 INTEROFFICE TRANSPORT																
	STS-1 Local Loop in combination - per mile per month			UNCSX	1L5ND	10.57										
	STS-1 Local Loop in combination - Facility Termination per month			UNCSX	UDLS1	447.75										
	Interoffice Transport - Dedicated - STS-1 combination - per mile per month			UNCSX	1L5XX	2.69										
	Interoffice Transport - Dedicated - STS-1 combination - Facility Termination per month			UNCSX	U1TFS	976.70										

**Amendment to the Agreement
Between
American Fiber Systems, Inc.
and
BellSouth Telecommunications, Inc.
d/b/a AT&T Tennessee
Dated December 07, 2002**

Pursuant to this Amendment (the "Amendment"), American Fiber Systems, Inc. (AFS), and BellSouth Telecommunications, Inc. d/b/a AT&T Tennessee ("AT&T") hereinafter referred to collectively as the "Parties", hereby agree to amend that certain Interconnection Agreement between the Parties dated December 07, 2002 ("Agreement").

WITNESSETH:

WHEREAS, AT&T and AFS entered into the Agreement on December 07, 2002, and ;

WHEREAS, on November 28, 2007, the Tennessee Regulatory Authority ("Authority") issued its Order in Docket No. 04-00381 ("Change of Law") Proceeding to Consider Amendments to Interconnection Agreements Resulting from Changes of Law; and

WHEREAS, the Parties are obligated to amend the Agreement to bring it in compliance with the Authority's Change of Law Order ("Order"); and

NOW, THEREFORE, in consideration of the promises and mutual agreements set forth herein, the Parties agree to amend the Agreement as follows:

1. **AT&T-9STATE** shall be defined as the states of Alabama, Florida, Georgia, Kentucky, Louisiana, Mississippi, North Carolina, South Carolina and Tennessee.
2. The Parties agree that Attachment 2 of the Agreement should be amended by the addition of the terms and conditions set forth in the Tennessee Change of Law Amendment Exhibit A attached hereto, and such contract provisions shall apply to services provided in the State of Tennessee only.
3. **Conflict between this Amendment and the Agreement.** This Amendment shall be deemed to revise the terms and provisions of the Agreement only to the extent necessary to give effect to the terms and provisions of this Amendment. In the event of a conflict between the terms and provisions of this Amendment and the terms and provisions of the Agreement, this Amendment shall govern, *provided, however*, that the fact that a term or provision appears in this Amendment but not in the Agreement, or in the Agreement but not in this Amendment, shall not be interpreted as, or deemed grounds for finding, a conflict for purposes of this Section 3.
4. **Counterparts.** This Amendment may be executed in one or more counterparts, each of which when so executed and delivered shall be an original and all of which together shall constitute one and the same instrument.

5. Captions. The Parties acknowledge that the captions in this Amendment have been inserted solely for convenience of reference and in no way define or limit the scope or substance of any term or provision of this Amendment.
6. Scope of Amendment. This Amendment shall amend, modify and revise the Agreement only to the extent set forth expressly in Section 2 of this Amendment. Nothing in this Amendment shall be deemed to amend or extend the term of the Agreement, or to affect the right of a Party to exercise any right of termination it may have under the Agreement. Nothing in this Amendment shall affect the general application and effectiveness of the Agreement's "change of law," "intervening law", "successor rates" and/or any similarly purposed provisions. The rights and obligations set forth in this Amendment apply in addition to any other rights and obligations that may be created by such intervening law, change in law or other substantively similar provision.
7. This Amendment may require that certain sections of the Agreement shall be replaced and/or modified by the provisions set forth in this Amendment. The Parties agree that such replacement and/or modification shall be accomplished without the necessity of physically removing and replacing or modifying such language throughout the Agreement.
8. This Amendment shall be shall be deemed effective on March 11, 2006 ("Effective Date").
9. Reservation of Rights. In entering into this Amendment, neither Party waives, and each Party expressly reserves, any rights, remedies or arguments it may have at law or under the intervening law or regulatory change provisions in the underlying Agreement (including intervening law rights asserted by either Party via written notice predating this Amendment) with respect to any orders, decisions, legislation or proceedings and any remands thereof, which the Parties have not yet fully incorporated into this Agreement or which may be the subject of further review.

American Fiber Systems, Inc.

By: Michael J. Nighan

Name: Michael J. Nighan

Title: Sr. Dir. - Reg. Affairs

Date: 6/20/08

BellSouth Telecommunications, Inc.
d/b/a AT&T Tennessee

By: Kristen E. Shore

Name: Kristen E. Shore

Title: Director

Date: 6/27/08

	<u>OCN #</u>	<u>ACNA</u>
TENNESEE	<u>790C</u>	<u>MFY</u>

Issue 2 – What is the appropriate manner in which to transition to post-TRRO arrangements?

1. **Transition for DS1 and DS3 Loops**
- 1.1 For purposes of this Section 1, the Transition Period for the Embedded Base of DS1 and DS3 Loops and for the Excess DS1 and DS3 Loops is the twelve (12) month period beginning March 11, 2005 and ending March 10, 2006.
- 1.2 For purposes of this Section 1, Embedded Base means DS1 and DS3 Loops that were in service for AFS as of March 11, 2005 in those wire centers that, as of such date, met the criteria set forth in Section 1.4.1 and 1.4.2. Subsequent disconnects or loss of End Users shall be removed from the Embedded Base.
- 1.3 Excess DS1 and DS3 Loops are those AFS DS1 and DS3 Loops in service as of March 11, 2005, in excess of the caps set forth in Sections 1.3.1 and 1.3.2 below, respectively. Subsequent disconnects or loss of End Users shall be removed from Excess DS1 and DS3 Loops.
- 1.3.1 AFS may obtain a maximum of ten (10) unbundled DS1 Loops to any single building in which such Loops are still subject to unbundling requirements.
- 1.3.2 AFS may obtain a maximum of one (1) Unbundled DS3 Loop to any single building in which such Loops are still subject to unbundling requirements.
- 1.4 Notwithstanding anything to the contrary in this Agreement, and except as set forth in Section 8, AT&T Tennessee shall make available the following DS1 and DS3 Loops only for AFS's Embedded Base during the Transition Period:
 - 1.4.1 Unbundled DS1 Loops to any Building served by a wire center containing 60,000 or more Business Lines and four (4) or more fiber-based collocators.
 - 1.4.2 Unbundled DS3 Loops at any Building served by a wire center containing 38,000 or more Business Lines and four (4) or more fiber-based collocators.
- 1.5 A list of wire centers meeting the criteria set forth in Sections 1.4.1 and 1.4.2 above, is set forth in Accessible Letter CLECSE08-008 which is available on the AT&T Wholesale Web site.
- 1.6 Transition Period Pricing. From March 11, 2005, through the expiration of the Transition Period, AT&T Tennessee shall charge/collect a rate for AFS's Embedded Base and AFS's Excess DS1 and DS3 Loops equal to the higher of:
 - 1.6.1 115% of the rate paid for that element on June 15, 2004; or
 - 1.6.2 115% of a new rate the Commission establishes, if any, between June 16, 2004 and March 11, 2005.
 - 1.6.3 These rates shall be as set forth in Exhibit A to Attachment 2 of the Agreement and this Section 1.6.

- 1.7 The Transition Period shall apply only to (1) AFS's Embedded Base and (2) AFS's Excess DS1 and DS3 Loops. AFS shall not add new DS1 or DS3 loops pursuant to this Agreement.
- 1.8 Once a wire center meets or exceeds both of the thresholds set forth in Section 1.4.1 above, no future DS1 Loop unbundling will be required in that wire center.
- 1.9 Once a wire center meets or exceeds both of the thresholds set forth in Section 1.4.2 above, no future DS3 Loop unbundling will be required in that wire center.
- 1.10 Within 30 days of executing this amendment, AFS shall submit spreadsheet(s) identifying all of the Embedded Base of circuits and Excess DS1 and DS3 Loops to be either disconnected or converted to other AT&T Tennessee services. AT&T Tennessee will return a spreadsheet to AFS including finalized UNEs subject to conversion or disconnection no later than 30 days from receipt of AFS's initial spreadsheet. The Parties shall negotiate a project schedule for the Conversion of the Embedded Base and Excess DS1 and DS3 Loops and AT&T Tennessee will charge the switch as is rate for conversion to the equivalent tariff services.
- 1.11 If AFS failed to submit the spreadsheet(s) for its Embedded Base and Excess DS1 and DS3 Loops on or before the time period identified in Section 1.10, AT&T Tennessee will identify AFS's remaining Embedded Base and Excess DS1 and DS3 Loops, if any, and will transition such circuits to the equivalent wholesale services provided by AT&T Tennessee. Those circuits identified and transitioned by AT&T Tennessee pursuant to this Section shall be subject to the switch-as-is rates set forth in this Agreement for conversions to equivalent tariffed services.
- 1.12 For Embedded Base circuits and Excess DS1 and DS3 Loops converted or transitioned, the applicable recurring tariff charge shall apply to each circuit as of March 11, 2006. The transition of the Embedded Base and Excess DS1 and DS3 Loops should be performed in a manner that avoids, or otherwise minimizes to the extent possible, disruption or degradation to AFS's customers' service.
2. **Dark Fiber Loop**
- 2.1 Dark Fiber Loop is an unused optical transmission facility, without attached signal regeneration, multiplexing, aggregation or other electronics, from the demarcation point at an End User's premises to the End User's serving wire center. Dark Fiber Loops may be strands of optical fiber existing in aerial or underground structure. AT&T Tennessee will not provide line terminating elements, regeneration or other electronics necessary for AFS to utilize Dark Fiber Loops.
- 2.2 Transition for Dark Fiber Loop
- 2.2.1 For purposes of this Section 2.2, the Transition Period for Dark Fiber Loops is the eighteen (18) month period beginning March 11, 2005 and ending September 10, 2006.
- 2.2.2 For purposes of this Section 2.2, Embedded Base means Dark Fiber Loops that were in service for AFS as of March 11, 2005. Subsequent disconnects or loss of End Users shall be removed from the Embedded Base.
- 2.2.3 During the Transition Period only, AT&T Tennessee shall make available for the Embedded Base Dark Fiber Loops for AFS at the terms and conditions set forth in this Amendment.

- 2.2.4 Transition Period Pricing. From March 11, 2005, through the completion of the Transition Period, AT&T Tennessee shall charge a rate for AFS's Embedded Base of Dark Fiber Loops equal to the higher of:
- 2.2.4.1 115% of the rate paid for that element on June 15, 2004; or
- 2.2.4.2 115% of a new rate the Commission establishes, if any, between June 16, 2004 and March 11, 2005.
- 2.2.4.3 These rates shall be as set forth in Exhibit A to Attachment 2 of the Agreement and this Section 2.2.4.
- 2.2.4.4 The Transition Period shall apply only to AFS's Embedded Base and AFS shall not add new Dark Fiber Loops pursuant to this Agreement.
- 2.2.5 Effective September 11, 2006, Dark Fiber Loops shall no longer be made available pursuant to this Agreement.
- 2.2.6 AFS shall submit spreadsheets to AT&T Tennessee within 30 days of executing this amendment, identifying the specific Dark Fiber Loops, to be either disconnected or converted to other AT&T Tennessee services. AT&T Tennessee will return a spreadsheet to AFS including finalized UNEs subject to conversion or disconnection no later than 30 days from receipt of AFS's initial spreadsheet. AFS may transition from Dark Fiber Loops to other available wholesale facilities provided by AT&T Tennessee, including special access, wholesale facilities obtained from other carriers, or self-provisioned facilities. For Conversions as defined in Section 14, such spreadsheets shall take the place of an LSR or ASR. The Parties shall negotiate a project schedule for the Conversion of the Embedded Base Dark Fiber Loops and AT&T Tennessee will charge the switch as is rate for conversion to the equivalent tariff services. In the case of disconnection, the applicable disconnect charges set forth in this Agreement shall apply.
- 2.2.6.1 If AFS fails to submit the spreadsheet(s) specified in Section 2.2.6 above for all of its Embedded Base within 30 days of executing this amendment, AT&T Tennessee will identify AFS's remaining Embedded Base, if any, and will transition such circuits to the equivalent tariffed AT&T Tennessee service(s). Those circuits identified and transitioned by AT&T Tennessee pursuant to this Section 2.2.6.1 shall be subject to the switch-as-is rates set forth in this Agreement for conversions to equivalent tariffed services.
- 2.2.6.2 For Embedded Base circuits converted or transitioned, the applicable recurring tariff charge shall apply to each circuit as of September 11, 2006. The transition of the Embedded Base circuits should be performed in a manner that avoids, or otherwise minimizes to the extent possible, disruption or degradation to AFS's customers' service.
- 3. Local Switching**
- 3.1 Local Switching is not available pursuant to this Agreement
- 4. Dedicated Transport and Dark Fiber Transport**
- 4.1 Dedicated Transport. Dedicated Transport is defined as AT&T Tennessee's transmission facilities between wire centers or switches owned by AT&T Tennessee, or between wire centers or switches

owned by AT&T Tennessee and switches owned by AFS, including but not limited to DS1, DS3 and OCn level services, as well as dark fiber, dedicated to AFS. AT&T Tennessee shall not be required to provide access to OCn level Dedicated Transport under any circumstances pursuant to this Agreement. In addition, except as set forth in Section 4.2 below, AT&T Tennessee shall not be required to provide to AFS unbundled access to interoffice transmission facilities that do not connect a pair of wire centers or switches owned by AT&T Tennessee ("Entrance Facilities").

4.2 Transition for DS1 and DS3 Dedicated Transport Including DS1 and DS3 Entrance Facilities

4.2.1 For purposes of this Section 4.2, the Transition Period for the Embedded Base of DS1 and DS3 Dedicated Transport, Embedded Base Entrance Facilities and for Excess DS1 and DS3 Dedicated Transport is the twelve (12) month period beginning March 11, 2005 and ending March 10, 2006.

4.2.2 For purposes of this Section 4.2, Embedded Base means DS1 and DS3 Dedicated Transport that were in service for AFS as of March 11, 2005 in those wire centers that, as of such date, met the criteria set forth in Sections 4.2.6.1 or 4.2.6.2 below. Subsequent disconnects or loss of End Users shall be removed from the Embedded Base.

4.2.3 For purposes of this Section 4.2, Embedded Base Entrance Facilities means Entrance Facilities that were in service for AFS as of March 11, 2005. Subsequent disconnects or loss of customers shall be removed from the Embedded Base.

4.2.4 For purposes of this Section 4.2, Excess DS1 and DS3 Dedicated Transport mean those AFS DS1 and DS3 Dedicated Transport facilities in service as of March 11, 2005, in excess of the caps set forth in Section 4.2.6.3. Subsequent disconnects and loss of End Users shall be removed from Excess DS1 and DS3 Loops.

4.2.5 For purposes of this Section 4.2, a Business Line is as defined in 47 C.F.R. §51.5.

4.2.6 Notwithstanding anything to the contrary in this Agreement, AT&T Tennessee shall make available the following Dedicated Transport as described in this Section 4.2 only for AFS's Embedded Base and Excess Dedicated Transport during the Transition Period:

4.2.6.1 DS1 Transport where both wire centers at the end points of the route contain at least four (4) fiber-based collocators or at least 38,000 Business access lines.

4.2.6.2 DS3 Transport where both wire centers at the end points of the route contain at least three (3) fiber-based collocators or at least 24,000 Business access lines.

4.2.6.3 AFS may obtain a maximum of twelve (12) unbundled DS3 Dedicated Transport circuits on each route where DS3 Dedicated Transport is available as a Network Element, and a maximum of ten (10) unbundled DS1 Dedicated Transport circuits on each Route where there is no 251(c)(3) unbundling obligation for DS3 Dedicated Transport but for which impairment exists for DS1 Dedicated Transport.

4.2.7 The Initial Unimpaired Wire Center List setting forth the wire centers meeting the criteria set forth in Sections 4.2.6.1 and 4.2.6.2 above is set forth in Accessible Letter CLECSE08-008, which is available on AT&T's Wholesale Web site.

- 4.2.8 Notwithstanding anything to the contrary in this Agreement, AT&T Tennessee shall make available Entrance Facilities only for AFS's Embedded Base Entrance Facilities and only during the Transition Period.
- 4.2.9 Transition Period Pricing. From March 11, 2005, through the completion of the Transition Period, AT&T Tennessee shall charge/collect a rate for AFS's Embedded Base of DS1 and DS3 Dedicated Transport and for AFS's Excess DS1 and DS3 Dedicated Transport, as described in this Section 4.2, equal to the higher of:
- 4.2.9.1 115% of the rate paid for that element on June 15, 2004; or
- 4.2.9.2 115% of a new rate the Commission establishes, if any, between June 16, 2004 and March 11, 2005.
- 4.2.9.3 These rates shall be as set forth in Exhibit A to Attachment 2 of the Agreement and this Section 4.2.9.
- 4.2.9.4 From March 11, 2005, through the completion of the Transition Period, AT&T Tennessee shall charge/collect a rate for AFS's Embedded Base Entrance Facilities as set forth in Exhibit A to Attachment 2 of the Agreement and this Section 4.2.9.
- 4.2.10 The Transition Period shall apply only to (1) AFS's Embedded Base and Embedded Base Entrance Facilities; and (2) AFS's Excess DS1 and DS3 Dedicated Transport. AFS shall not add new Entrance Facilities pursuant to this Agreement. Further, AFS shall not add new DS1 or DS3 Dedicated Transport as described in this Section 4.2 pursuant to this Agreement.
- 4.2.11 Once a wire center exceeds either of the thresholds set forth in Section 4.2.6.1 above, no future DS1 Dedicated Transport unbundling will be required in that wire center.
- 4.2.12 Once a wire center exceeds either of the thresholds set forth in Section 4.2.6.2 above, no future DS3 Dedicated Transport will be required in that wire center.
- 4.2.13 Within 30 days of executing this amendment, AFS shall submit spreadsheet(s) identifying all of the Embedded Base of circuits, Embedded Base Entrance Facilities, and Excess DS1 and DS3 Dedicated Transport to be either disconnected or converted to other AT&T Tennessee services pursuant to Section 14 below. AT&T Tennessee will return a spreadsheet to AFS including finalized UNEs subject to conversion or disconnection no later than 30 days from receipt of AFS's initial spreadsheet. The Parties shall negotiate a project schedule for the Conversion of the Embedded Base, Embedded Base Entrance Facilities and Excess DS1 and DS3 Dedicated Transport and AT&T Tennessee will charge the switch as is rate for conversion to the equivalent tariff services. In the case of disconnection, the applicable disconnect charges set forth in this Agreement shall apply.
- 4.2.14 If AFS failed to submit the spreadsheet(s) identifying its Embedded Base DS1 and DS3 Dedicated Transport circuits, Embedded Base Entrance Facilities and Excess DS1 and DS3 Dedicated Transport on or before the time period identified in Section 4.2.13, AT&T Tennessee will identify AFS's remaining Embedded Base DS1 and DS3 Dedicated Transport circuits, Embedded Base Entrance Facilities and Excess DS1 and DS3 Dedicated Transport, if any, and will transition such circuits to the equivalent tariffed AT&T Tennessee service(s). Those circuits identified and transitioned by AT&T Tennessee pursuant to this Section shall be subject to the switch-as-is rates set forth in this Agreement for conversions to equivalent tariffed services.

- 4.2.15 For Embedded Base DS1 and DS3 Dedicated Transport circuits, Embedded Base Entrance Facilities and Excess DS1 and DS3 Dedicated Transport converted or transitioned, the applicable recurring tariff charge shall apply to each circuit as of March 11, 2006. The transition of the Embedded Base DS1 and DS3 Dedicated Transport, Embedded Base Entrance Facilities and Excess DS1 and DS3 Dedicated Transport should be performed in a manner that avoids, or otherwise, minimizes to the extent possible, disruption or degradation to AFS's customers' service.
- 4.3 Dark Fiber Transport. Dark Fiber Transport is defined as Dedicated Transport that consists of inactivated optical interoffice transmission facilities without attached signal regeneration, multiplexing, aggregation or other electronics. Except as set forth in Section 4.3.1 below, AT&T Tennessee shall not be required to provide access to Dark Fiber Transport Entrance Facilities pursuant to this Agreement.
- 4.3.1 Transition for Dark Fiber Transport and Dark Fiber Transport Entrance Facilities
- 4.3.2 For purposes of this Section 4.3, the Transition Period for the Embedded Base Dark Fiber Transport and Embedded Base Dark Fiber Entrance Facilities is the eighteen (18) month period beginning March 11, 2005 and ending September 10, 2006.
- 4.3.3 For purposes of this Section 4.3, Embedded Base means Dark Fiber Transport that was in service for AFS as of March 11, 2005 in those wire centers that, as of such date, met the criteria set forth in 4.3.5 below. Subsequent disconnects or loss of End Users shall be removed from the Embedded Base.
- 4.3.4 Notwithstanding anything to the contrary in this Agreement, AT&T Tennessee shall make available the following Dark Fiber Transport as described in this Section 4.3 only for AFS's Embedded Base during the Transition Period:
- 4.3.5 Dark Fiber Transport where both wire centers at the end points of the route contain twenty-four thousand (24,000) or more Business Lines or three (3) or more fiber-based collocators.
- 4.3.6 The Initial Unimpaired Wire Center List setting forth the wire centers meeting the criteria set forth in Section 4.3.5 above is set forth in Accessible Letter CLECSE08-008, which is available on AT&T's Wholesale Web site.
- 4.3.7 Transition Period Pricing. From March 11, 2005, through the completion of the Transition Period, AT&T Tennessee shall charge/collect a rate for AFS's Embedded Base of Dark Fiber and Embedded Base Dark Fiber Transport Entrance Facilities equal to the higher of:
- 4.3.7.1 115% of the rate paid for that element on June 15, 2004; or
- 4.3.7.2 115% of a new rate the Commission establishes, if any, between June 16, 2004 and March 11, 2005.
- 4.3.7.3 These rates shall be as set forth in Exhibit A to Attachment 2 of the Agreement and this Section 4.3.7.

- 4.3.8 The Transition Period shall apply only to AFS's Embedded Base of Dark Fiber Transport and Dark Fiber Entrance Facilities. AFS shall not add new Dark Fiber Transport as described in this Section 4.3. AFS shall not add new Dark Fiber Entrance Facilities pursuant to this Agreement.
- 4.3.9 Once a wire center exceeds either of the thresholds set forth in Section 4.3.5 above, no future Dark Fiber Transport unbundling will be required in that wire center.
- 4.3.10 Within 30 days of executing this amendment, AFS shall submit spreadsheet(s) identifying all of the Embedded Base of Dark Fiber Transport and Dark Fiber Entrance Facilities to be either disconnected or converted to other AT&T Tennessee services as Conversions. AT&T Tennessee will return a spreadsheet to AFS including finalized UNEs subject to conversion or disconnection no later than 30 days from receipt of AFS's initial spreadsheet. The Parties shall negotiate a project schedule for the Conversion of the Embedded Base of Dark Fiber Transport and Dark Fiber Entrance Facilities, and AT&T Tennessee will charge the switch as is rate for conversion to the equivalent tariff services.
- 4.3.11 If AFS fails to submit the spreadsheet(s) for all of its Embedded Base of Dark Fiber Transport and Dark Fiber Entrance Facilities on or before the time period identified in Section 4.3.10, AT&T Tennessee will identify AFS's remaining Embedded Base of Dark Fiber Transport and Dark Fiber Entrance Facilities, if any, and will transition such circuits to the equivalent tariffed AT&T Tennessee service(s). Those circuits identified and transitioned by AT&T Tennessee pursuant to this Section shall be subject to the switch-as-is rates set forth in this Agreement for conversions to equivalent tariffed services.
- 4.3.12 For Embedded Base of Dark Fiber Transport and Embedded Base Dark Fiber Entrance Facilities converted or transitioned, the applicable recurring tariff charge shall apply to each circuit as of September 11, 2006.
5. Prior to submitting an order pursuant to this Agreement for high capacity (DS1 or above) Dedicated Transport or high capacity Loops, AFS shall undertake a reasonably diligent inquiry to determine whether AFS is entitled to unbundled access to such Network Elements in accordance with the terms of this Agreement. By submitting any such order, AFS self-certifies that to the best of AFS's knowledge, the high capacity Dedicated Transport or high capacity Loop requested is available as a Network Element pursuant to this Agreement. Upon receiving such order, except in wire centers set forth on the AT&T Master List of Unimpaired Wire Centers, AT&T Tennessee shall process the request in reliance upon AFS's self-certification. To the extent AT&T Tennessee believes that such request does not comply with the terms of this Agreement, AT&T Tennessee shall seek dispute resolution in accordance with the General Terms and Conditions of this Agreement. In the event such dispute is resolved in AT&T Tennessee's favor, AT&T Tennessee shall bill AFS the difference between the rates for such circuits pursuant to this Agreement and the applicable nonrecurring and recurring charges for the equivalent tariffed service from the date of installation to the date the circuit is transitioned to the equivalent tariffed service. Within thirty (30) days following a decision finding in AT&T Tennessee's favor, AFS shall submit an LSR(s) or spreadsheet(s) identifying those non-compliant circuits to be transitioned to tariffed services or disconnected.
- 5.1 In the event that (1) AT&T Tennessee designates a wire center as non-impaired, (2) AFS converts existing UNEs to other services or orders new services as services other than UNEs, (3) AFS otherwise would have been entitled to UNEs in such wire center at the time alternative services were provisioned, and (4) AT&T Tennessee acknowledges, or a state or federal agency regulatory body with authority determines that, at the time AT&T Tennessee designated such wire center as

non-impaired, such wire center did not meet the FCC's non-impairment criteria, then upon request of AFS, AT&T Tennessee shall transition to UNEs any alternative services in such wire center that were established after such wire center was designated as non-impaired. In such instances, AT&T Tennessee shall refund AFS the difference between the rate paid by AFS for such services and the applicable UNE rate, including but not limited to any charges associated with the unnecessary conversion from UNE to other wholesale services.

6. AT&T Tennessee will not accept UNE orders for de-listed high capacity Loops or Dedicated Transport elements, as applicable, in the wire centers set forth on the Initial Unimpaired Wire Center List.

Issue 4 – What is the appropriate language to implement AT&T Tennessee's obligation to provide Section 251 unbundled access to high-capacity loops and dedicated transport and how should the following terms be defined? (i) Business Line; (ii) Fiber-Based Collocator; (iii) Building (iv) Route; (v) Is a CLEC entitled to obtain DS3 transport from a Tier 3 wire center to each of two or more Tier 1 or Tier 2 wire centers? (vi) Is a CLEC entitled to obtain dark fiber transport from a Tier 3 wire center to each of two or more Tier 1 or Tier 2 wire centers?

7. **(i) Business Line**

7.1 For purposes of this Amendment, a "Business Line" is, as defined in 47 C.F.R. § 51.5.

7.2 **(ii) Fiber-Based Collocation**

7.2.1 For purposes of this Amendment, a "Fiber-Based Collocator" is, as defined in 47 C.F.R. § 51.5.

7.3 **(iii) Building**

7.3.1 A building shall be defined on a case-by case basis using the standard of a "reasonable person in the telecommunications industry."

7.4 **(iv) Route**

7.4.1 For purposes of this Amendment, a "Route" is, as defined in 47 C.F.R. § 51.5 and §51.319 (e).

Issue 5 – a) Does the Commission have the authority to determine whether or not AT&T Tennessee's application of the FCC's Section 251 non-impairment criteria for high-capacity loops and transport is appropriate?

b) What procedures should be used to identify those wire centers that satisfy the FCC's Section 251 non-impairment criteria for high-capacity loops and transport?

c) What language should be included in agreements to reflect the procedures identified in (b)?

8. **Modifications and Updates to the Wire Center List and Subsequent Transition Periods**

8.1 **DS1 or DS3 loops, or Dedicated Transport in Wire Centers that Meet the TRRO Unimpaired Criteria in the Future**

8.2 In the event AT&T Tennessee identifies additional wire centers that meet the criteria set forth in Sections 1.4.1 (DS1 loops), 1.4.2 (DS3 loops), 4.2.6.1 (DS1 transport) and 4.2.6.2 (DS3 transport) but that were not included in the Initial unimpaired Wire Center List AT&T Tennessee shall include

- such additional wire centers in an Accessible Letter (AL). Each such list of additional wire centers shall be considered a "Subsequent Wire Center List."
- 8.3 Designation by AT&T Tennessee of additional "non-impaired" wire centers will be based on the following criteria:
- a. The CLLI of the wire center.
 - b. The number of switched business lines served by AT&T Tennessee in that wire center based upon data as reported in ARMIS 43-08 for the previous year.
 - c. The sum of all UNE Loops connected to each wire center, including UNE Loops provisioned in combination with other elements.
 - d. A completed worksheet that shows, in detail, any conversion of access lines to voice grade equivalents.
 - e. The names of any carriers relied upon as fiber-based collocators.
- 8.4 AFS shall have thirty (30) days to dispute the additional wire centers listed on AT&T Tennessee's AL AT&T Tennessee and AFS agree to resolve disputes concerning AT&T Tennessee's additional wire center designations in dispute resolution proceedings before the Commission.
- 8.4.1 Absent any such dispute being filed, effective thirty (30) business days after the date of an AT&T Tennessee AL providing a Subsequent Wire Center List, AT&T Tennessee shall not be required to unbundle DS1 and/or DS3 Loops or DS1 and/or DS3 Transport, as applicable, in such additional wire center(s).
- 8.5 AT&T Tennessee shall make available DS1 and DS3 Loops and Transport that were in service for AFS in a wire center on the Subsequent Wire Center List as of the thirtieth (30th) business day after the date of AT&T Tennessee's AL identifying the Subsequent Wire Center List (Subsequent Embedded Base) until one hundred eighty (180) days after the thirtieth (30th) business day from the date of AT&T Tennessee's AL identifying the Subsequent Wire Center List (Subsequent Transition Period).
- 8.6 Subsequent disconnects or loss of customers shall be removed from the Subsequent Embedded Base.
- 8.7 The rates that shall apply to the Subsequent Embedded Base during the Subsequent Transition Period shall be as set forth in Sections 1.6 (DS1 and DS3 loops), 4.2.9 (DS1 and DS3 Transport).
- 8.8 No later than one hundred eighty (180) days from AT&T Tennessee's AL identifying the Subsequent Wire Center List, AFS shall submit a spreadsheet(s) identifying the Subsequent Embedded Base of circuits to be disconnected or converted to other AT&T services. The Parties shall negotiate a project schedule for the Conversion of the Subsequent Embedded Base. Those circuits identified and converted to other AT&T Tennessee services shall be subject to the applicable switch-as-is rates.
- 8.9 If AFS fails to submit the spreadsheet(s) for all of its Subsequent Embedded Base within one hundred eighty (180) days after the date of AT&T Tennessee's AL identifying the Subsequent Wire Center List, AT&T Tennessee will identify AFS's remaining Subsequent Embedded Base, if any, and will transition such circuits to the equivalent tariffed AT&T service(s). Those circuits identified and transitioned by AT&T Tennessee shall be subject to the applicable switch-as-is rates set forth in Exhibit A.

- 8.10 For Subsequent Embedded Base circuits converted or transitioned, the applicable recurring tariff charges shall apply as of the earlier of the date each circuit is converted or transitioned, as applicable, or the first day after the end of the Subsequent Transition Period.

Issue 6 – Are HDSL-capable copper loops the equivalent of DS1 loops for the purpose of evaluating impairment?

9. 2-wire or 4-wire HDSL-Compatible Loop

This is a designed Loop that meets Carrier Serving Area (CSA) specifications, may be up to 12,000 feet long and may have up to 2,500 feet of bridged tap (inclusive of Loop length). It may be a 2-wire or 4-wire circuit and will come standard with a test point, OC, and a DLR.

10. 4-wire Unbundled DS1 Digital Loop

This is a designed 4-wire Loop that is provisioned according to industry standards for DS1 or Primary Rate ISDN services and will come standard with a test point, OC, and a DLR. A DS1 Loop may be provisioned over a variety of loop transmission technologies including copper, HDSL-based technology or fiber optic transport systems. It will include a 4-wire DS1 Network Interface at the End User's location. For purposes of this Agreement, including the transition of DS1 and DS3 Loops described in Section 1 above, DS1 Loops include 2-wire and 4-wire copper Loops capable of providing high-bit digital subscriber line services, such as 2-wire and 4-wire HDSL Compatible Loops.

Issue 8 – (a) Does the Commission have the authority to require BellSouth to include in its ICAs entered into pursuant to Section 252, network elements either under state law or pursuant to Section 271 or any other federal law other than Section 251? (b) If the answer to part (a) is affirmative in any respect, does the Commission have the authority to establish rates for such element? (c) If the answer to part (a) or (b) is affirmative in any respect, (i) what language, if any should be included in the ICA with regard to the rates for such elements, and (ii) what language, if any, should be included in the ICA with regard to the terms and conditions of such elements?

11. This Attachment 2 Exhibit A sets forth rates, terms and conditions for unbundled network elements (Network Elements) and combinations of Network Elements (Combinations) that AT&T Tennessee offers to AFS for AFS's provision of Telecommunications Services in accordance with its obligations under Section 251(c)(3) of the Act.

Issue 10 – Transition of De-listed Network Elements to which No Specified Transition Period Applies. What rates terms and conditions should govern the transition of existing network elements that AT&T Tennessee is no longer obligated to provide as Section 251 UNEs to non-Section 251 network elements and other services and (a) what is the proper treatment for such network elements at the end of the transition period, and (b) what is the appropriate transition period, and what are the appropriate rates, terms and conditions during such transition period, for unbundled high-capacity loops, high capacity transport, and dark fiber transport in and between wire centers that do not meet the FCC's non-impairment standards at this time, but that meet such standards in the future?

12. Except to the extent expressly provided otherwise in this Attachment, AFS may not maintain unbundled network elements or combinations of unbundled network elements that are no longer offered pursuant to this Amendment (collectively "Arrangements"). In the event AT&T Tennessee

determines that AFS has in place any Arrangements after the Effective Date of this Amendment, AT&T Tennessee shall provide AFS with thirty (30) days written notice to disconnect or convert such Arrangements. If AFS fails to submit orders to disconnect or convert such Arrangements within the aforementioned timeframes, AT&T Tennessee will transition such circuits to the equivalent tariffed AT&T service(s). Those circuits identified and transitioned by AT&T Tennessee pursuant to this section shall be subject to all applicable disconnect charges as set forth in this Agreement and the full nonrecurring charges for installation of the equivalent tariffed AT&T service as set forth in AT&T's tariffs.

Issue 14 – What is the scope of commingling allowed under the FCC's rules and orders and what language should be included in Interconnection Agreements to implement commingling (including rates)?

13. Commingling of Services

- 13.1 Commingling means the connecting, attaching, or otherwise linking of a Network Element, or a Combination, to one or more Telecommunications Services or facilities that AFS has obtained at wholesale from AT&T Tennessee, or the combining of a Network Element or Combination with one or more such wholesale Telecommunications Services or facilities. AFS must comply with all rates, terms or conditions applicable to such wholesale Telecommunications Services or facilities.
- 13.2 Subject to the limitations set forth elsewhere in this Attachment, AT&T Tennessee shall not deny access to a Network Element or a Combination on the grounds that one or more of the elements: 1) is connected to, attached to, linked to, or combined with such a facility or service obtained from AT&T Tennessee; or 2) shares part of AT&T Tennessee's network with access services or inputs for mobile wireless services and/or interexchange services.
- 13.3 Notwithstanding any other provision of this Agreement, AT&T Tennessee shall not be obligated to commingle or combine, pursuant to this Agreement, Network Elements, or Combinations with any service, network element or other offering that it is obligated to make available pursuant only to Section 271 of the Act.
- 13.4 Unless otherwise agreed to by the Parties, the Network Element portion of a commingled circuit will be billed at the rates set forth in Exhibit A of Attachment 2 and the remainder of the circuit or service will be billed in accordance with AT&T Tennessee's tariffed rates or rates set forth in a separate agreement between the Parties.
- 13.5 When multiplexing equipment is attached to a commingled arrangement, the multiplexing equipment will be billed from the same agreement or the tariff as the higher bandwidth circuit. Central Office Channel Interfaces (COCI) will be billed from the same agreement or tariff as the lower bandwidth circuit.

Issue 15 – Is AT&T Tennessee required to provide conversion of special access circuits to UNE pricing, and, if so, what rates, terms and conditions and during what timeframe should such new requests for such conversions be effectuated?

14. Conversion of Wholesale Services to Network Elements or Network Elements to Wholesale Services

- 14.1 Upon request, AT&T Tennessee shall convert a wholesale service, or group of wholesale services, to the equivalent Network Element or Combination that is available to AFS pursuant to this Agreement, or convert a Network Element or Combination that is available to AFS under this

Agreement to an equivalent wholesale service or group of wholesale services offered by AT&T Tennessee (collectively "Conversion"). AT&T Tennessee shall charge the applicable nonrecurring switch-as-is rates for Conversions to specific Network Elements or Combinations found in Exhibit A of Attachment 2. AT&T Tennessee shall also charge the same nonrecurring switch-as-is rates when converting from Network Elements or Combinations. Any rate change resulting from the Conversion will be effective as of the next billing cycle following AT&T Tennessee's receipt of a complete and accurate Conversion request from AFS. A Conversion shall be considered termination for purposes of any volume and/or term commitments and/or grandfathered status between AFS and AT&T Tennessee. Any change from a wholesale service/group of wholesale services to a Network Element/Combination, or from a Network Element/Combination to a wholesale service/group of wholesale services that requires a physical rearrangement will not be considered to be a Conversion for purposes of this Agreement. AT&T Tennessee will not require physical rearrangements if the Conversion can be completed through record changes only. Orders for Conversions will be handled in accordance with the guidelines set forth in the Ordering Guidelines and Processes and CLEC Information Packages.

14.2 Any outstanding conversions shall be effective on or after the effective date of this Agreement.

Issue 19 - LINE SPLITTING: What is the appropriate ICA language to implement AT&T Tennessee's obligations with regard to line splitting?

15. Line Splitting

- 15.1 Line splitting shall mean that a provider of data services (a Data LEC) and a provider of voice services (a Voice CLEC) deliver voice and data service to End Users over the same Loop. The Voice CLEC and Data LEC may be the same or different carriers. AT&T Tennessee will facilitate Line Splitting over a Loop (UNE-L) purchased by AFS pursuant to this Agreement.
- 15.2 Line Splitting – UNE-L. In the event AFS provides its own switching or obtains switching from a third party, AFS may engage in line splitting arrangements with another CLEC using a splitter, provided by AFS, in a Collocation Space at the central office where the Loop terminates into a distribution frame or its equivalent.
- 15.3 Provisioning Line Splitting and Splitter Space – UNE-L
- 15.3.1 The Data LEC, Voice CLEC, a third party or AT&T Tennessee may provide the splitter. When AFS or its authorized agent owns the splitter, Line Splitting requires the following: a loop from NID at the End User's location to the serving wire center and terminating into a distribution frame or its equivalent. Where AT&T Tennessee owns the splitter, AT&T Tennessee shall provide the splitter functionality upon request and consistent with the FCC's rules, and shall establish the necessary processes in its OSS to facilitate AFS's ability to engage in line splitting arrangements.
- 15.3.2 An unloaded 2-wire copper Loop must serve the End User. The meet point for the Voice CLEC and the Data CLEC is the point of termination on the MDF for the Data CLEC's cable and pairs.
- 15.4 CLEC Provided Splitter – Line Splitting
- 15.4.1 To order High Frequency Spectrum on a particular Loop, AFS must have a DSLAM collocated in the central office that serves the End User of such Loop.
- 15.4.2 CLEC must provide its own splitters in a central office and have installed its DSLAM in that central office.

- 15.4.3 AFS may purchase, install and maintain central office POTS splitters in its collocation arrangements. AFS may use such splitters for access to its end users and to provide digital line subscriber services to its end users using the High Frequency Spectrum. Existing Collocation rules and procedures and the terms and conditions relating to Collocation set forth in Attachment 4-Central Office shall apply.
- 15.4.4 Any splitters installed by AFS in its collocation arrangement shall comply with ANSI T1.413, Annex E, or any future ANSI splitter Standards. AFS may install any splitters that AT&T Tennessee deploys or permits to be deployed for itself or any AT&T Tennessee affiliate.
- 15.5 Maintenance – Line Splitting – UNE-L
- 15.5.1 AT&T Tennessee will be responsible for repairing voice troubles and the troubles with the physical loop between the NID at the End User's premises and the termination point.
- 15.5.2 AT&T Tennessee must make all necessary network modifications, including providing nondiscriminatory access to operations support systems necessary for pre-ordering, ordering, provisioning, maintenance and repair, and billing for loops used in line splitting arrangements.
- 15.6 Indemnification
- 15.6.1 AFS shall indemnify, defend and hold harmless AT&T Tennessee from and against any claims, losses, actions, causes of action, suits, demands, damages, injury and costs including reasonable attorney fees, which arise out of actions related to the other service provider (i.e. CLEC party to the line splitting arrangement who is not AFS), except to the extent caused by AT&T Tennessee's gross negligence or willful misconduct.

Issue 22 – What is the appropriate ICA language, if any, to address call related databases?

16. Call Related Databases and Signaling

- 16.1 Except for 911 and E911, AT&T Tennessee is not required to provide unbundled access to call related databases pursuant to Section 251.
- 16.2 911 and E911 Databases
- 16.2.1 AT&T Tennessee shall provide AFS with nondiscriminatory access to 911 and E911 databases on an unbundled basis, in accordance with 47 C.F.R. § 51.319 (f).
- 16.2.2 The ALI/DMS database contains End User information (including name, address, telephone information, and sometimes special information from the local service provider or End User) used to determine to which PSAP to route the call. The ALI/DMS database is used to provide enhanced routing flexibility for E911. AFS will be required to provide the AT&T Tennessee 911 database vendor daily service order updates to E911 database in accordance with Section 14.3. below.
- 16.3 Technical Requirements
- 16.3.1 AT&T Tennessee's 911 database vendor shall provide AFS the capability of providing updates to the ALI/DMS database through a specified electronic interface. AFS shall contact AT&T Tennessee's 911 database vendor directly to request interface. AFS shall provide updates directly to AT&T Tennessee's 911 database vendor on a daily basis. Updates shall be the responsibility of

AFS and AT&T Tennessee shall not be liable for the transactions between AFS and AT&T Tennessee's 911 database vendor.

- 16.3.2 It is AFS's responsibility to retrieve and confirm statistical data and to correct errors obtained from AT&T Tennessee's 911 database vendor on a daily basis. All errors will be assigned a unique error code and the description of the error and the corrective action is described in the CLEC Users Guide for Facility Based Providers that is found on the AT&T Wholesale-Southeast Region Web site: http://wholesale.att.com/wholesale_markets/local/.
- 16.3.3 AFS shall conform to the AT&T Tennessee standards as described in the CLEC Users Guide to E911 for Facilities Based Providers that is located on the AT&T Wholesale-Southeast Region Web site: http://wholesale.att.com/wholesale_markets/local/.
- 16.3.4 Stranded Unlocks are defined as End User records in AT&T Tennessee's ALI/DMS database that have not been migrated for over ninety (90) days to AFS, as a new provider of local service to the End User. Stranded Unlocks are those End User records that have been "unlocked" by the previous local exchange carrier that provided service to the End User and are open for AFS to assume responsibility for such records.
- 16.3.5 Based upon End User record ownership information available in the NPAC database, AT&T Tennessee shall provide a Stranded Unlock annual report to AFS that reflects all Stranded Unlocks that remain in the ALI/DMS database for over ninety (90) days. AFS shall review the Stranded Unlock report, identify its Customer records and request to either delete such records or migrate the records to AFS within two (2) months following the date of the Stranded Unlock report provided by AT&T Tennessee. AFS shall reimburse AT&T Tennessee for any charges AT&T Tennessee's database vendor imposes on AT&T Tennessee for the deletion of AFS's records.

Issue 23 - What is the appropriate language to implement AT&T Tennessee's obligation, if any, to offer unbundled access to newly deployed or "greenfield" fiber loops, including fiber loops deployed to the minimum point of entry (MPOE) of a multiple dwelling unit that is predominantly residential and what, if any impact does the ownership of the inside wiring from the MPOE to each end user have on this obligation?

Issue 28 - What is the appropriate language, if any, to address access to overbuild deployments of fiber to the home and fiber to the curb facilities?

17. Fiber to the Home (FTTH) loops are local loops consisting entirely of fiber optic cable, whether dark or lit, serving an End User's premises or, in the case of predominantly residential multiple dwelling units (MDUs), a fiber optic cable, whether dark or lit, that extends to the MDU minimum point of entry (MPOE).
- 17.1 Fiber to the Curb (FTTC) loops are local loops consisting of fiber optic cable connecting to a copper distribution plant that is not more than five hundred (500) feet from the End User's premises or, in the case of predominantly residential MDUs, not more than five hundred (500) feet from the MDU's MPOE. The fiber optic cable in a FTTC loop must connect to a copper distribution plant at a serving area interface from which every other copper distribution subloop also is not more than five hundred (500) feet from the respective End User's premises.
- 17.2 Greenfield Requirements: In new build (Greenfield) areas, where AT&T Tennessee has only

deployed FTTH/FTTC facilities, AT&T Tennessee is under no obligation to provide such FTTH and FTTC Loops. FTTH facilities include fiber loops deployed to the MPOE of a MDU that is predominately residential regardless of the ownership of the inside wiring from the MPOE to each End User in the MDU.

- 17.3 Overbuild Requirements: In FTTH/FTTC overbuild situations where AT&T Tennessee also has copper loops, AT&T Tennessee will make those copper loops available to CLEC on an unbundled basis, until such time as AT&T Tennessee chooses to retire those copper Loops using the FCC's network disclosure requirements. In these cases, AT&T Tennessee will offer a 64 Kbps second voice grade channel over its FTTH/FTTC facilities. AT&T Tennessee's retirement of copper loops must comply with Applicable Law.
- 17.4 DS1/DS3 Requirements: Notwithstanding the above, nothing in this Section shall limit AT&T Tennessee's obligation to offer CLECs unbundled DS1 and DS3 loops (or loop/transport combination), regardless of the Loop medium employed, in any wire center where AT&T Tennessee is required to provide such loop facilities.

Issue 24 - What is the appropriate ICA language to implement AT&T Tennessee's obligation to provide unbundled access to hybrid loops?

18. Hybrid loops are defined in the federal rules at 47 CFR §51.319(a)(2) as local loops, composed of both fiber optic cable, usually in the feeder plant, and copper twisted wire or cable, usually in the distribution plant. AT&T Tennessee shall provide AFSwth nondiscriminatory access to the time division multiplexing features, functions and capabilities of such hybrid loop, including DS1 and DS3 capacity under Section 251 where impairment exists, on an unbundled basis to establish a complete transmission path between AT&T Tennessee's central office and an End User's premises, but AT&T Tennessee is not required to provide access to the packet switched features, functions and capabilities of its hybrid loops.
- 18.1 AT&T Tennessee shall not engineer the transmission capabilities of its network in a manner, or engage in any policy, practice, or procedure, that disrupts or degrades access to a local loop or subloop, including the time division multiplexing-based features, functions, and capabilities of a hybrid loop, for which a requesting telecommunications carrier may obtain or has obtained access pursuant to this Attachment.

Issue 26: What is the appropriate ICA language to implement BellSouth's obligation to provide RNMs?

Issue 27: What is the appropriate process for establishing a rate, if any, to allow for the cost of a routine network modification that is not already recovered in Commission-approved recurring and nonrecurring rates? What is the appropriate language, if any, to incorporate into the ICAs?

19. Routine Network Modifications

- 19.1 AT&T Tennessee will perform Routine Network Modifications (RNM) in accordance with FCC 47 CFR 51.319 (a)(7) and (e)(4) for Loops and Dedicated Transport provided under this Attachment. If AT&T Tennessee has anticipated such RNM and performs them during normal operations and has recovered the costs for performing such modifications through the rates set forth in Exhibit A of

Attachment 2 of the Agreement, then AT&T Tennessee shall perform such RNM at no additional charge.

- 19.2 RNM shall be performed within the intervals established for the Network Element and subject to the service quality measurements and associated remedies set forth in Attachment 9 of this Agreement to the extent such RNM were anticipated in the setting of such intervals. If AT&T Tennessee has not anticipated a requested network modification as being a RNM and has not recovered the costs of such RNM in the rates set forth in Exhibit A of Attachment 2 of the Agreement, then AT&T Tennessee can submit TELRIC-based cost studies and seek approval from the Commission.

Issue 28: What is the appropriate language, if any, to address access to overbuild deployments of fiber to the home and fiber to the curb facilities?

20. In FTTH/FTTC overbuild areas where AT&T Tennessee has not yet retired copper facilities, AT&T Tennessee is not obligated to ensure that such copper Loops in that area are capable of transmitting signals prior to receiving a request for access to such Loops by AFS. If a request is received by AT&T Tennessee for a copper Loop, and the copper facilities have not yet been retired, AT&T Tennessee will restore the copper Loop to serviceable condition if technically feasible. In these instances of Loop orders in an FTTH/FTTC overbuild area, AT&T Tennessee's standard Loop provisioning interval will apply. If AT&T Tennessee is unable to meet the standard loop provisioning interval, then AT&T Tennessee must provide a 64KBps voice grade channel over its FTTH/FTTC facilities while the copper is being restored.

Issue 29 - What is the appropriate ICA language to implement AT&T Tennessee's EEL audit rights, if any, under the TRO?

21. EELs Audit Provisions

- 21.1 After June 29, 2010, AT&T Tennessee may, on an annual basis, audit AFS's records based on cause, in order to verify compliance with the high capacity EEL eligibility criteria. To invoke the audit, AT&T Tennessee shall send a written Notice of Audit to AFS. Such Notice of Audit will be delivered to AFS no less than thirty (30) calendar days prior to the date upon which AT&T Tennessee seeks to commence an audit.
- 21.2 Such Notice of Audit to AFS shall state AT&T Tennessee's concern that AFS is not complying with the service eligibility requirements and a concise statement of the reasons therefore. AT&T Tennessee is not required to provide documentation, as distinct from a statement of concern, to support its basis for an audit, or seek the concurrence of the requesting carrier before selecting the location of the audit. AT&T Tennessee may select the independent auditor without the prior approval of AFS, but AT&T Tennessee should identify the auditor selected to perform the audit prior to the audit commencing. AT&T Tennessee shall furnish a copy of the notice to the Commission. If AFS challenges the concern provided by AT&T Tennessee, or the independence of the auditor selected, AT&T Tennessee shall submit for Commission approval the letter of engagement between itself and its independent auditor along with a proposed methodology/procedure for conducting each EEL audit.

- 21.3 The audit shall be conducted by a third party independent auditor, and the audit must be performed in accordance with the standards established by the American Institute for Certified Public Accountants (AICPA) which will require the auditor to perform an "examination engagement" and issue a report regarding AFS's compliance with the high capacity EEL eligibility criteria. AICPA standards and other AICPA requirements will be used to determine the independence of an auditor. The independent auditor's report will conclude whether AFS complied in all material respects with the applicable service eligibility criteria. Consistent with standard auditing practices, such audits require compliance testing designed by the independent auditor.
- 21.4 To the extent the independent auditor's report concludes that AFS failed to comply with the service eligibility criteria, AFS must true-up any difference in payments, convert all noncompliant circuits to the appropriate service, and make the correct payments on a going-forward basis.
- 21.5 To the extent the independent auditor's report concludes that AFS did not comply in any material respect with the service eligibility criteria, AFS shall reimburse AT&T Tennessee for the cost of the independent auditor. To the extent the independent auditor's report concludes that AFS did comply in all material respects with the service eligibility criteria, AT&T Tennessee will reimburse AFS for its reasonable and demonstrable costs associated with the audit. AFS will maintain appropriate documentation to support its certifications. The Parties shall provide such reimbursement within thirty (30) days of receipt of a statement of such costs.

Issue 25 – Under the FCC's definition of a loop found in 47 C.F.R. §51.319(a), is a mobile switching center or cell site an "end User customer's premises?"

22. AFS shall not obtain a Network Element for the exclusive provision of mobile wireless services or interexchange services.
23. Facilities that do not terminate at a demarcation point at an End User premises, including, by way of example, but not limited to, facilities that terminate to another carrier's switch or premises, a cell site, Mobile Switching Center or base station, do not constitute local Loops under Section 251, except to the extent that AFS may require Loops to such locations for the purpose of providing telecommunications services to its personnel at those locations.

Issue 20 – a) What is the appropriate ICA language, if any, to address sub loop feeder or sub loop concentration? b) Do the FCC's rules for sub loops for multi-unit premises limit CLEC access to copper facilities only or do they also include access to fiber facilities? c) What are the suitable points of access for sub-loops for multi-unit premises?

24. Subloop Elements

- 24.1 Where facilities permit, AT&T Tennessee shall offer access to its Unbundled Subloop (USL) elements as specified herein.
- 24.2 Unbundled Subloop Distribution (USLD)
- 24.2.1 The USLD facility is a dedicated transmission facility that AT&T Tennessee provides from an End User's point of demarcation to an AT&T Tennessee cross-connect device. The AT&T Tennessee cross-connect device may be located within a remote terminal (RT) or a stand-alone cross-box in the field or in the equipment room of a building. The USLD media is a copper twisted pair that can

be provisioned as a 2-wire or 4-wire facility. AT&T Tennessee will make available the following subloop distribution offerings where facilities exist:

- USLD – Voice Grade (USLD-VG)
- Unbundled Copper Subloop (UCSL)
- USLD – Intrabuilding Network Cable (USLD-INC (aka riser cable))

- 24.2.2 USLD-VG is a copper subloop facility from the cross-box in the field up to and including the point of demarcation at the End User's premises and may have load coils.
- 24.2.3 UCSL is a copper facility eighteen thousand (18,000) feet or less in length provided from the cross-box in the field up to and including the End User's point of demarcation. If available, this facility will not have any intervening equipment such as load coils between the End User and the cross-box.
- 24.2.4 If AFS requests a UCSL and it is not available, AFS may request the copper Subloop facility be modified pursuant to the ULM process to remove load coils and/or excessive bridged taps. If load coils and/or excessive bridged taps are removed, the facility will be classified as a UCSL.
- 24.2.5 USLD-INC is the distribution facility owned or controlled by AT&T Tennessee inside a building or between buildings on the same property that is not separated by a public street or road. USLD-INC includes the facility from the cross-connect device in the building equipment room up to and including the point of demarcation at the End User's premises.
- 24.2.6 Upon request for USLD-INC from AFS, AT&T Tennessee will install a cross-connect panel in the building equipment room for the purpose of accessing USLD-INC pairs from a building equipment room. The cross-connect panel will function as a single point of interconnection (SPOI) for USLD-INC and will be accessible by multiple carriers as space permits. AT&T Tennessee will place cross-connect blocks in twenty five (25) pair increments for AFS's use on this cross-connect panel. AFS will be responsible for connecting its facilities to the twenty five (25) pair cross-connect block(s).
- 24.2.7 For access to Voice Grade USLD and UCSL, AFS shall install a cable to the AT&T Tennessee cross-box pursuant to the terms and conditions for physical collocation for remote sites set forth in Attachment 4. This cable would be connected by an AT&T Tennessee technician within the AT&T Tennessee cross-box during the set-up process. AFS's cable pairs can then be connected to AT&T Tennessee's USL within the AT&T Tennessee cross-box by the AT&T Tennessee technician.
- 24.2.8 Through the SI process, AT&T Tennessee will determine whether access to USLs at the location requested by AFS is technically feasible and whether sufficient capacity exists in the cross-box. If existing capacity is sufficient to meet AFS's request, then AT&T Tennessee will perform the site set-up as described in the CLEC Information Package, located at AT&T Wholesale-Southeast Region Web Site at: <http://wholesale.att.com/>.
- 24.2.9 The site set-up must be completed before AFS can order Subloop pairs. For the site set-up in an AT&T Tennessee cross-connect box in the field, AT&T Tennessee will perform the necessary work to splice AFS's cable into the cross-connect box. For the site set-up inside a building equipment room, AT&T Tennessee will perform the necessary work to install the cross-connect panel and the connecting block(s) that will be used to provide access to the requested USLs.
- 24.2.10 Once the site set-up is complete, AFS will request Subloop pairs through submission of a LSR form to the LCSC. OC is required with USL pair provisioning when AFS requests reuse of an existing facility, and the OC charge shall be billed in addition to the USL pair rate. For expedite requests by AFS for Subloop pairs, expedite charges will apply for intervals less than five (5) days.

- 24.2.11 USLs will be provided in accordance with AT&T's TR73600 Unbundled Local Loop Technical Specifications.
- 24.3 Unbundled Network Terminating Wire (UNTW)
- 24.3.1 UNTW is unshielded twisted copper wiring that is used to extend circuits from an intra-building network cable terminal or from a building entrance terminal to an individual End User's point of demarcation. It is the final portion of the Loop that in multi-subscriber configurations represents the point at which the network branches out to serve individual subscribers.
- 24.3.1.1 This element will be provided in MDUs and/or Multi-Tenants Units (MTUs) where either Party owns wiring all the way to the End User's premises. Neither Party will provide this element in locations where the property owner provides its own wiring to the End User's premises, where a third party owns the wiring to the End User's premises.
- 24.3.2 Requirements
- 24.3.2.1 On a multi-unit premises, upon request of the other Party (Requesting Party), the Party owning the network terminating wire (Provisioning Party) will provide access to UNTW pairs on an Access Terminal that is suitable for use by multiple carriers at each Garden Terminal or Wiring Closet.
- 24.3.2.2 The Provisioning Party shall not be required to install new or additional NTW beyond existing NTW to provision the services of the Requesting Party.
- 24.3.2.3 In existing MDUs and/or MTUs in which AT&T Tennessee does not own or control wiring (INC/NTW) to the End User's premises, and AFS does own or control such wiring, AFS will install UNTW Access Terminals for AT&T Tennessee under the same terms and conditions as AT&T Tennessee provides UNTW Access Terminals to AFS.
- 24.3.2.4 In situations in which AT&T Tennessee activates a UNTW pair, AT&T Tennessee will compensate AFS for each pair activated commensurate to the price specified in AFS's Agreement.
- 24.3.2.5 Upon receipt of the UNTW SI requesting access to the Provisioning Party's UNTW pairs at a multi-unit premises, representatives of both Parties will participate in a meeting at the site of the requested access. The purpose of the site visit will include discussion of the procedures for installation and location of the Access Terminals. By request of the Requesting Party, an Access Terminal will be installed either adjacent to each of the Provisioning Party's Garden Terminal or inside each Wiring Closet. The Requesting Party will deliver and connect its central office facilities to the UNTW pairs within the Access Terminal. The Requesting Party may access any available pair on an Access Terminal. A pair is available when a pair is not being utilized to provide service or where the End User has requested a change in its local service provider to the Requesting Party. Prior to connecting the Requesting Party's service on a pair previously used by the Provisioning Party, the Requesting Party is responsible for ensuring the End User is no longer using the Provisioning Party's service or another CLEC's service before accessing UNTW pairs.
- 24.3.2.6 Access Terminal installation intervals will be established on an individual case basis.
- 24.3.2.7 The Requesting Party is responsible for obtaining the property owner's permission for the Provisioning Party to install an Access Terminal(s) on behalf of the Requesting Party. The

submission of the SI by the Requesting Party will serve as certification by the Requesting Party that such permission has been obtained. If the property owner objects to Access Terminal installations that are in progress or within thirty (30) days after completion and demands removal of Access Terminals, the Requesting Party will be responsible for costs associated with removing Access Terminals and restoring the property to its original state prior to Access Terminals being installed.

- 24.3.2.8 The Requesting Party shall indemnify and hold harmless the Provisioning Party against any claims of any kind that may arise out of the Requesting Party's failure to obtain the property owner's permission. The Requesting Party will be billed for nonrecurring and recurring charges for accessing UNTW pairs at the time the Requesting Party activates the pair(s). The Requesting Party will notify the Provisioning Party within five (5) business days of activating UNTW pairs using the LSR form.
- 24.3.2.9 If a trouble exists on a UNTW pair, the Requesting Party may use an alternate spare pair that serves that End User if a spare pair is available. In such cases, the Requesting Party will re-terminate its existing jumper from the defective pair to the spare pair. Alternatively, the Requesting Party will isolate and report troubles in the manner specified by the Provisioning Party. The Requesting Party must tag the UNTW pair that requires repair. If the Provisioning Party dispatches a technician on a reported trouble call and no UNTW trouble is found, the Provisioning Party will charge Requesting Party for time spent on the dispatch and testing the UNTW pair(s).
- 24.3.2.10 If the Requesting Party initiates the Access Terminal installation and the Requesting Party has not activated at least ten percent (10%) of the capacity of the Access Terminal installed pursuant to the Requesting Party's request for an Access Terminal within six (6) months of installation of the Access Terminal, the Provisioning Party will bill the Requesting Party a nonrecurring charge equal to the actual cost of provisioning the Access Terminal.
- 24.3.2.11 If the Provisioning Party determines that the Requesting Party is using the UNTW pairs without reporting the activation of the pairs, the Requesting Party will be billed for the use of that pair back to the date the End User began receiving service from the Requesting Party at that location. Upon request, the Requesting Party will provide copies of its billing record to substantiate such date. If the Requesting Party fails to provide such records, then the Provisioning Party will bill the Requesting Party back to the date of the Access Terminal installation.

AT&T Wholesale Amendment

Contract Number: 8032

**AMENDMENT TO THE AGREEMENT
BETWEEN
AMERICAN FIBER SYSTEMS, INC.
AND
BELLSOUTH TELECOMMUNICATIONS INC.
d/b/a AT&T FLORIDA AND AT&T TENNESSEE**

This Amendment ("Amendment") amends the Interconnection Agreement by and between BellSouth Telecommunications Inc. d/b/a AT&T Florida and AT&T Tennessee ("AT&T") and American Fiber Systems, Inc. ("AFS"). AT&T and AFS are hereinafter referred to collectively as the "Parties" and individually as a "Party".

WHEREAS, AT&T and AFS are Parties to an Interconnection Agreement under Sections 251 and 252 of the Communications Act of 1934, as amended (the "Act"), dated December 7, 2002 and as subsequently amended ("Agreement"); and

NOW, THEREFORE, in consideration of the promises and mutual agreements set forth herein, the Parties agree to amend the Agreement as follows:

1. The Parties agree to replace the initial Section in the General Terms and Conditions with the following language:

THIS AGREEMENT is made by and between BellSouth Telecommunications, Inc. d/b/a AT&T Alabama, AT&T Florida, AT&T Georgia, AT&T Kentucky, AT&T Louisiana, AT&T Mississippi, AT&T North Carolina, AT&T South Carolina and AT&T Tennessee, ("AT&T"), and American Fiber Systems, Inc. ("AFS"), a Delaware corporation, and shall be effective on the Effective Date, as defined herein. This Agreement may refer to either AT&T or AFS or both as a "Party" or "Parties."

2. Any reference to BellSouth in the Agreement shall be deemed to mean AT&T as described in Section 1 above.
3. The Parties agree to delete the second Whereas clause in the General Terms and Conditions and replace with the following:

WHEREAS, AFS is or seeks to become a CLEC authorized to provide telecommunications services in the states of Florida, Georgia, and Tennessee; and

4. The Parties agree to add the Rates for the state of Georgia as Exhibit 1 attached hereto and by reference incorporated into this Amendment.
5. EXCEPT AS MODIFIED HEREIN, ALL OTHER TERMS AND CONDITIONS OF THE UNDERLYING AGREEMENT SHALL REMAIN UNCHANGED AND IN FULL FORCE AND EFFECT.
6. In entering into this Amendment, neither Party waives, and each Party expressly reserves, any rights, remedies or arguments it may have at law or under the intervening law or regulatory change provisions in the underlying Agreement (including intervening law rights asserted by either Party via written notice predating this Amendment) with respect to any orders, decisions, legislation or proceedings and any

remands thereof, which the Parties have not yet fully incorporated into this Agreement or which may be the subject of further review.

7. This Amendment shall not modify or extend the Effective Date or Term of the underlying Agreement, but rather, shall be coterminous with such Agreement.
8. This Amendment shall be filed with and is subject to approval by the State Commission and shall become effective ten (10) days following approval by such Commission.

American Fiber Systems, Inc.

BellSouth Telecommunications Inc, d/b/a AT&T
Florida, AT&T Georgia and AT&T Tennessee by AT&T
Operations, Inc., its authorized agent

American Fiber Systems, Inc.

By: Michael J. Nighan

By: Eddie A. Reed, Jr.

Name: Michael J. Nighan

Name: Eddie A. Reed, Jr.

Title: Sr. Dir. - Regulatory Affairs

Title: Director-Interconnection Agreements

Date: June 16, 2009

Date: 7-2-09

	Resale OCN	UNE OCN	Switch Based OCN
FLORIDA	_____	_____	_____
GEORGIA	_____	_____	_____
TENNESSEE	_____	_____	_____
ACNA	_____	_____	_____

Pricing Schedule - Georgia										Svc Order Submitted Elec per LSR	Svc Order Submitted Manually per LSR	Incremental Charge - Manual Svc Order vs. Electronic-1st	Incremental Charge - Manual Svc Order vs. Electronic-Add1	Incremental Charge - Manual Svc Order vs. Electronic-Disc 1st	Incremental Charge - Manual Svc Order vs. Electronic-Disc Add1
CATEGORY	RATE ELEMENTS	Interim	Zone	BCS	USOC	RATES(\$)				SOMECE	SOMAN	SOMAN	SOMAN	SOMAN	SOMAN
						Rec	Nonrecuring First	Nonrecuring Add1	Nonrecuring Disconnect First						
RESALE APPLICABLE DISCOUNTS															
	Residence %									20.30					
	Business %									17.30					
	CSAs %									17.30					
OPERATIONS SUPPORT SYSTEMS (OSS) - "REGIONAL RATES"															
NOTE: (1) CLEC should contact its contract negotiator if it prefers the "state specific" OSS charges as ordered by the State Commissions. The OSS charges currently contained in this rate exhibit are the AT&T "regional" service ordering charges. CLEC may elect either the state specific Commission ordered rates for the service ordering charges, or CLEC may elect the regional service ordering charge, however, CLEC can not obtain a mixture of the two regardless if CLEC has a interconnection contract established in each of the 9 states.															
	OSS - Electronic Service Order Charge, Per Local Service Request (LSR) - Resale Only					SOMECE				3.50	0.00	3.50	0.00		
	OSS - Manual Service Order Charge, Per Local Service Request (LSR) - Resale Only					SOMAN				19.99	0.00	19.99	0.00		
ODUF/EODUF SERVICES															
OPTIONAL DAILY USAGE FILE (ODUF)															
	ODUF: Recording, per message									0.000007					
	ODUF: Message Processing, per message									0.002165					
	ODUF: Message Processing, per Magnetic Tape provisioned									36.02					
	ODUF: Data Transmission (CONNECT/DIRECT), per message									0.00010888					
ENHANCED OPTIONAL DAILY USAGE FILE (EODUF)															
	EODUF: Message Processing, per message									0.229077					
SELECTIVE CALL ROUTING USING LINE CLASS CODES (SCR-LCC)															
	Selective Routing Per Unique Line Class Code Per Request Per Switch									102.19	61.15	12.68	6.34		
DIRECTORY ASSISTANCE CUSTOM BRANDING ANNOUNCEMENT via OLNS SOFTWARE															
	Recording of DA Custom Branded Announcement									3,000.00	3,000.00				
	Loading of DA Custom Branded Announcement per Switch per OCN									1,170.00	1,170.00				
DIRECTORY ASSISTANCE UNBRANDING via OLNS SOFTWARE															
	Loading of DA per OCN (1 OCN per Order)									420.00	420.00				
	Loading of DA per Switch per OCN									16.00	16.00				
OPERATOR ASSISTANCE CUSTOM BRANDING ANNOUNCEMENT via OLNS SOFTWARE															
	Recording of Custom Branded OA Announcement									7,000.00	7,000.00				
	Loading of Custom Branded OA Announcement per shelf/NAV per OCN									500.00	500.00				
	Loading of OA Custom Branded Announcement per Switch per OCN									1,170.00	1,170.00				
OPERATOR ASSISTANCE UNBRANDING via OLNS SOFTWARE															
	Loading of OA per OCN (Regional)									1,200.00	1,200.00				
The "Zone" shown in the sections for stand-alone loops or loops as part of a combination refers to Geographically Deaveraged UNE Zones. To view Geographically Deaveraged UNE Zone Designations by Central Office, refer to internet Website: http://wholesale.att.com/															
OPERATIONS SUPPORT SYSTEMS (OSS) - "REGIONAL RATES"															
NOTE: (1) CLEC should contact its contract negotiator if it prefers the "state specific" OSS charges as ordered by the State Commissions. The OSS charges currently contained in this rate exhibit are the AT&T "regional" service ordering charges. CLEC may elect either the state specific Commission ordered rates for the service ordering charges, or CLEC may elect the regional service ordering charge, however, CLEC can not obtain a mixture of the two regardless if CLEC has a interconnection contract established in each of the 9 states.															
NOTE: (2) Any element that can be ordered electronically will be billed according to the SOMECE rate listed in this category. Please refer to AT&T's Local Ordering Handbook (LOH) to determine if a product can be ordered electronically. For those elements that cannot be ordered electronically at present per the LOH, the listed SOMECE rate in this category reflects the charge that would be billed to a CLEC once electronic ordering capabilities come on-line for that element. Otherwise, the manual ordering charge, SOMAN, will be applied to a CLEC's bill when it submits an LSR to AT&T.															
	OSS - Electronic Service Order Charge, Per Local Service Request (LSR) - UNE Only					SOMECE				3.50	0.00	3.50	0.00		
	OSS - Manual Service Order Charge, Per Local Service Request (LSR) - UNE Only					SOMAN				11.71	0.00	6.13	0.00		
	OSS - Electronic Service Order Charge, Per Local Service Request (LSR) - UNE Only Per First 1000 Orders Per Month					SSOSS	SOMGA			0.00					
UNE SERVICE DATE ADVANCEMENT CHARGE															
NOTE: The Expedite charge will be maintained commensurate with BellSouth's FCC No.1 Tariff, Section 5 as applicable.															

Pricing Schedule - Georgia																							
CATEGORY	RATE ELEMENTS	Interim	Zone	BCS	USOC	RATES(\$)	Svc Order Submitted Elec per LSR	Svc Order Submitted Manually per LSR	Incremental Charge - Manual Svc Order vs. Electronic-1st	Incremental Charge - Manual Svc Order vs. Electronic-Add1	Incremental Charge - Manual Svc Order vs. Electronic-Disc 1st	Incremental Charge - Manual Svc Order vs. Electronic-Disc Add1	OSS Rates(\$)										
													Rec	Nonrecurring		Nonrecurring Disconnect		SOMEC	SOMAN	SOMAN	SOMAN	SOMAN	SOMAN
														First	Add'l	First	Add'l						
	UNE Expedite Charge per Circuit or Line Assignable USOC, per Day			UAL, UEANL, UCL, UEF, UDC, UDF, UEQ, UDL, UENTW, UDN, UEA, UHL, ULC, USL, U1T12, U1T48, U1TD1, U1TD3, U1TDX, U1TO3, U1TS1, U1TVX, UC1BC, UC1BL, UC1CC, UC1CL, UC1DC, UC1DL, UC1EC, UC1EL, UC1FC, UC1FL, UC1GC, UC1GL, UC1HC, UC1HL, UDL12, UDL48, UDL03, UDL5X, UE3, ULD12, ULD48, ULD01, ULD03, ULDDX, ULD03, ULDS1, ULDVX, UNC1X, UNC3X, UNGDX, UNCXX, UNC5X, UNCXX, UNLD1, UNLD3, UXTD1, UXTD3, UXTS1, U1TUC, U1TUD, U1TUB, U1TUA, NTCVG, NTCUD, NTCDD1	SDASP	200.00																	
	ORDER MODIFICATION CHARGE																						
	Order Modification Charge (OMC)					26.21	0.00	0.00	0.00														
	Order Modification Additional Dispatch Charge (OMCAD)					150.00	0.00	0.00	0.00														
	UNBUNDLED EXCHANGE ACCESS LOOP																						
	2-WIRE ANALOG VOICE GRADE LOOP																						
	2-Wire Analog Voice Grade Loop - Service Level 1- Zone 1		1	UEANL	UEAL2	12.08	39.98	9.98	5.61	1.72													
	2-Wire Analog Voice Grade Loop - Service Level 1- Zone 2		2	UEANL	UEAL2	17.43	39.98	9.98	5.61	1.72													
	2-Wire Analog Voice Grade Loop - Service Level 1- Zone 3		3	UEANL	UEAL2	35.09	39.98	9.98	5.61	1.72													
	2-Wire Analog Voice Grade Loop - Service Level 1- Zone 1		1	UEANL	UEASL	12.08	39.98	9.98	5.61	1.72													
	2-Wire Analog Voice Grade Loop - Service Level 1- Zone 2		2	UEANL	UEASL	17.43	39.98	9.98	5.61	1.72													
	2-Wire Analog Voice Grade Loop - Service Level 1- Zone 3		3	UEANL	UEASL	35.09	39.98	9.98	5.61	1.72													
	Loop Testing - Basic Additional Half Hour			UEANL	URETA		15.15	15.15															
	Manual Order Coordination for UVL-SL1s (per loop)			UEANL	UEAMC		18.90	18.90	5.61	1.72													
	Order Coordination for Specified Conversion Time for UVL-SL1 (per LSR)			UEANL	OCOSL		57.73																
	Bulk Migration, per 2 Wire Voice Loop-SL1			UEANL	UREPN		39.98	9.98	5.61	1.72													
	Bulk Migration Order Coordination, per 2 Wire Voice Loop-SL1			UEANL	UREPM		18.90	18.90															
	2-WIRE UNBUNDLED COPPER LOOP - NON-DESIGNED																						
	2 Wire Unbundled Copper Loop Non-Designed- Zone 1		1	UEQ	UEQ2X	11.02	44.69	22.40															
	2 Wire Unbundled Copper Loop Non-Designed- Zone 2		2	UEQ	UEQ2X	12.72	44.69	22.40															
	2 Wire Unbundled Copper Loop Non-Designed- Zone 3		3	UEQ	UEQ2X	20.22	44.69	22.40															
	Manual Order Coordination 2 Wire Unbundled Copper Loop - Non-Designed (per loop)			UEQ	USBMC		18.90	18.90															
	Bulk Migration, per 2 Wire UCL-ND			UEQ	UREPN		44.69	22.40															
	Bulk Migration Order Coordination, per 2 Wire UCL-ND			UEQ	UREPM		18.90	18.90															
	UNBUNDLED EXCHANGE ACCESS LOOP																						
	2-WIRE ANALOG VOICE GRADE LOOP																						
	Switch-As-Is Conversion rate per UNE Loop, Single LSR, (per DS0)			UEA	URES		6.54	6.54															
	Switch-As-Is Conversion rate per UNE Loop, Spreadsheet, (per DS0)			UEA	URES		6.54	6.54															
	Bulk Migration, per 2 Wire Voice Loop-SL2			UEA	UREPN		79.78	24.82															

Pricing Schedule - Georgia

CATEGORY	RATE ELEMENTS	Interim	Zone	BCS	USOC	RATES(\$)				Svc Order Submitted Elec per LSR	Svc Order Submitted Manually per LSR	Incremental Charge - Manual Svc Order vs. Electronic-1st	Incremental Charge - Manual Svc Order vs. Electronic-Add'l	Incremental Charge - Manual Svc Order vs. Electronic-Disc 1st	Incremental Charge - Manual Svc Order vs. Electronic-Disc Add'l							
						Rec	Nonrecurring		Nonrecurring Disconnect							OSS Rates(\$)						
							First	Add'l	First							Add'l	SOMECE	SOMAN	SOMAN	SOMAN	SOMAN	SOMAN
	Bulk Migration Order Coordination, per 2 Wire Voice Loop-SL2			UEA	UREPM		0.00	0.00														
4-WIRE ANALOG VOICE GRADE LOOP																						
	4-Wire Analog Voice Grade Loop - Zone 1		1	UEA	UEAL4	21.04	92.92	28.14	19.50	8.12												
	4-Wire Analog Voice Grade Loop - Zone 2		2	UEA	UEAL4	24.49	92.92	28.14	19.50	8.12												
	4-Wire Analog Voice Grade Loop - Zone 3		3	UEA	UEAL4	33.40	92.92	28.14	19.50	8.12												
	Switch-As-Is Conversion rate per UNE Loop, Single LSR, (per DS0)			UEA	URESJ		6.54	6.54														
	Switch-As-Is Conversion rate per UNE Loop, Spreadsheet, (per DS0)			UEA	URESJ		6.54	6.54														
2-WIRE ISDN DIGITAL GRADE LOOP																						
	2-Wire ISDN Digital Grade Loop - Zone 1		1	UDN	U1L2X	21.89	180.06	35.25	18.23	6.97												
	2-Wire ISDN Digital Grade Loop - Zone 2		2	UDN	U1L2X	25.27	180.06	35.25	18.23	6.97												
	2-Wire ISDN Digital Grade Loop - Zone 3		3	UDN	U1L2X	40.17	180.06	35.25	18.23	6.97												
2-WIRE ASYMMETRICAL DIGITAL SUBSCRIBER LINE (ADSL) COMPATIBLE LOOP																						
	2 Wire Unbundled ADSL Loop including manual service inquiry & facility reservation - Zone 1		1	UAL	UAL2X	11.23	44.69	31.55	0.00	0.00												
	2 Wire Unbundled ADSL Loop including manual service inquiry & facility reservation - Zone 2		2	UAL	UAL2X	12.97	44.69	31.55	0.00	0.00												
	2 Wire Unbundled ADSL Loop including manual service inquiry & facility reservation - Zone 3		3	UAL	UAL2X	20.62	44.69	31.55	0.00	0.00												
	2 Wire Unbundled ADSL Loop without manual service inquiry & facility reservation - Zone 1		1	UAL	UAL2W	11.23	44.69	31.55	0.00	0.00												
	2 Wire Unbundled ADSL Loop without manual service inquiry & facility reservation - Zone 2		2	UAL	UAL2W	12.97	44.69	31.55	0.00	0.00												
	2 Wire Unbundled ADSL Loop without manual service inquiry & facility reservation - Zone 3		3	UAL	UAL2W	20.62	44.69	31.55	0.00	0.00												
2-WIRE HIGH BIT RATE DIGITAL SUBSCRIBER LINE (HDSL) COMPATIBLE LOOP																						
	2 Wire Unbundled HDSL Loop including manual service inquiry & facility reservation - Zone 1		1	UHL	UHL2X	7.88	44.69	31.55	0.00	0.00												
	2 Wire Unbundled HDSL Loop including manual service inquiry & facility reservation - Zone 2		2	UHL	UHL2X	9.09	44.69	31.55	0.00	0.00												
	2 Wire Unbundled HDSL Loop including manual service inquiry & facility reservation - Zone 3		3	UHL	UHL2X	14.48	44.69	31.55	0.00	0.00												
	2 Wire Unbundled HDSL Loop without manual service inquiry and facility reservation - Zone 1		1	UHL	UHL2W	7.88	44.69	31.55	0.00	0.00												
	2 Wire Unbundled HDSL Loop without manual service inquiry and facility reservation - Zone 2		2	UHL	UHL2W	9.09	44.69	31.55	0.00	0.00												
	2 Wire Unbundled HDSL Loop without manual service inquiry and facility reservation - Zone 3		3	UHL	UHL2W	14.48	44.69	31.55	0.00	0.00												
4-WIRE HIGH BIT RATE DIGITAL SUBSCRIBER LINE (HDSL) COMPATIBLE LOOP																						
	4 Wire Unbundled HDSL Loop including manual service inquiry and facility reservation - Zone 1		1	UHL	UHL4X	10.39	44.69	31.55	0.00	0.00												
	4-Wire Unbundled HDSL Loop including manual service inquiry and facility reservation - Zone 2		2	UHL	UHL4X	12.00	44.69	31.55	0.00	0.00												
	4-Wire Unbundled HDSL Loop including manual service inquiry and facility reservation - Zone 3		3	UHL	UHL4X	19.07	44.69	31.55	0.00	0.00												
	4-Wire Unbundled HDSL Loop without manual service inquiry and facility reservation - Zone 1		1	UHL	UHL4W	10.39	44.69	31.55	0.00	0.00												
	4-Wire Unbundled HDSL Loop without manual service inquiry and facility reservation - Zone 2		2	UHL	UHL4W	12.00	44.69	31.55	0.00	0.00												
	4-Wire Unbundled HDSL Loop without manual service inquiry and facility reservation - Zone 3		3	UHL	UHL4W	19.07	44.69	31.55	0.00	0.00												
4-WIRE DS1 DIGITAL LOOP																						
	4-Wire DS1 Digital Loop - Zone 1		1	USL	USLXX	49.41	211.72	72.42	38.20	7.19												
	4-Wire DS1 Digital Loop - Zone 2		2	USL	USLXX	52.55	211.72	72.42	38.20	7.19												
	4-Wire DS1 Digital Loop - Zone 3		3	USL	USLXX	68.40	211.72	72.42	38.20	7.19												
	Switch-As-Is Conversion rate per UNE Loop, Single LSR, (per DS1)			USL	URESJ		6.54	6.54														
	Switch-As-Is Conversion rate per UNE Loop, Spreadsheet, (per DS1)			USL	URESJ		6.54	6.54														
2-WIRE UNBUNDLED COPPER LOOP																						
	2-Wire Unbundled Copper Loop-Designed including manual service inquiry & facility reservation - Zone 1		1	UCL	UCLPB	12.02	44.69	31.55	0.00	0.00												

Pricing Schedule - Georgia										Svc Order Submitted Elec per LSR	Svc Order Submitted Manually per LSR	Incremental Charge - Manual Svc Order vs. Electronic-1st	Incremental Charge - Manual Svc Order vs. Electronic-Add'l	Incremental Charge - Manual Svc Order vs. Electronic-Disc 1st	Incremental Charge - Manual Svc Order vs. Electronic-Disc Add'l	
CATEGORY	RATE ELEMENTS	Interim	Zone	BCS	USOC	RATES(\$)					OSS Rates(\$)					
						Rec	Nonrecurring		Nonrecurring Disconnect		SOMEc	SOMAN	SOMAN	SOMAN	SOMAN	SOMAN
						First	Add'l	First	Add'l							
	2-Wire Unbundled Copper Loop-Designed including manual service inquiry & facility reservation - Zone 2		2	UCL	UCLPB	13.88	44.69	31.55	0.00	0.00						
	2 Wire Unbundled Copper Loop-Designed including manual service inquiry & facility reservation - Zone 3		3	UCL	UCLPB	22.07	44.69	31.55	0.00	0.00						
	2-Wire Unbundled Copper Loop-Designed without manual service inquiry and facility reservation - Zone 1		1	UCL	UCLPW	12.02	44.69	31.55	0.00	0.00						
	2-Wire Unbundled Copper Loop-Designed without manual service inquiry and facility reservation - Zone 2		2	UCL	UCLPW	13.88	44.69	31.55	0.00	0.00						
	2-Wire Unbundled Copper Loop-Designed without manual service inquiry and facility reservation - Zone 3		3	UCL	UCLPW	22.07	44.69	31.55	0.00	0.00						
	Order Coordination for Unbundled Copper Loops (per loop)			UCL	UCLMC		18.90	18.90								
4-WIRE COPPER LOOP																
	4-Wire Copper Loop-Designed including manual service inquiry and facility reservation - Zone 1		1	UCL	UCL4S	16.65	44.69	31.55	0.00	0.00						
	4-Wire Copper Loop-Designed including manual service inquiry and facility reservation - Zone 2		2	UCL	UCL4S	19.22	44.69	31.55	0.00	0.00						
	4-Wire Copper Loop-Designed including manual service inquiry and facility reservation - Zone 3		3	UCL	UCL4S	30.55	44.69	31.55	0.00	0.00						
	4-Wire Copper Loop-Designed without manual service inquiry and facility reservation - Zone 1		1	UCL	UCL4W	16.65	44.69	31.55	0.00	0.00						
	4-Wire Copper Loop-Designed without manual service inquiry and facility reservation - Zone 2		2	UCL	UCL4W	19.22	44.69	31.55	0.00	0.00						
	4-Wire Copper Loop-Designed without manual service inquiry and facility reservation - Zone 3		3	UCL	UCL4W	30.55	44.69	31.55	0.00	0.00						
	Order Coordination for Unbundled Copper Loops (per loop)			UCL	UCLMC		18.90	18.90								
	Order Coordination for Specified Conversion Time (per LSR)			UEA, UDN, UAL, UHL, UDL, USL	OCDSL		57.73									
UNE LOOP COMMINGLING																
2-WIRE ANALOG VOICE GRADE LOOP - COMMINGLING																
	2-Wire Analog Voice Grade Loop - Service Level 2 w/Loop or Ground Start Signaling - Zone 1		1	NTCVG	UEAL2	13.32	79.78	24.62	18.90	7.86						
	2-Wire Analog Voice Grade Loop - Service Level 2 w/Loop or Ground Start Signaling - Zone 2		2	NTCVG	UEAL2	18.66	79.78	24.62	18.90	7.86						
	2-Wire Analog Voice Grade Loop - Service Level 2 w/Loop or Ground Start Signaling - Zone 3		3	NTCVG	UEAL2	36.33	79.78	24.62	18.90	7.86						
	2-Wire Analog Voice Grade Loop - Service Level 2 w/Reverse Battery Signaling - Zone 1		1	NTCVG	UEAR2	13.32	79.78	24.62	18.90	7.86						
	2-Wire Analog Voice Grade Loop - Service Level 2 w/Reverse Battery Signaling - Zone 2		2	NTCVG	UEAR2	18.66	79.78	24.62	18.90	7.86						
	2-Wire Analog Voice Grade Loop - Service Level 2 w/Reverse Battery Signaling - Zone 3		3	NTCVG	UEAR2	36.33	79.78	24.62	18.90	7.86						
	Switch-As-Is Conversion rate per UNE Loop, Single LSR, (per DS0)			NTCVG	URES1		6.54	6.54								
	Switch-As-Is Conversion rate per UNE Loop, Spreadsheet, (per DS0)			NTCVG	URES1		6.54	6.54								
	Loop Tagging - Service Level 2 (SL2)			NTCVG	URETL		11.19	1.10								
4-WIRE ANALOG VOICE GRADE LOOP																
	4-Wire Analog Voice Grade Loop - Zone 1		1	NTCVG	UEAL4	21.04	92.92	28.14	19.50	8.12						
	4-Wire Analog Voice Grade Loop - Zone 2		2	NTCVG	UEAL4	24.49	92.92	28.14	19.50	8.12						
	4-Wire Analog Voice Grade Loop - Zone 3		3	NTCVG	UEAL4	33.40	92.92	28.14	19.50	8.12						
	Switch-As-Is Conversion rate per UNE Loop, Single LSR, (per DS0)			NTCVG	URES1		6.54	6.54								
	Switch-As-Is Conversion rate per UNE Loop, Spreadsheet, (per DS0)			NTCVG	URES1		6.54	6.54								
4-WIRE DS1 DIGITAL LOOP - COMMINGLING																
	4-Wire DS1 Digital Loop - Zone 1		1	NTCD1	USLXX	49.41	211.72	72.42	38.20	7.19						
	4-Wire DS1 Digital Loop - Zone 2		2	NTCD1	USLXX	52.55	211.72	72.42	38.20	7.19						
	4-Wire DS1 Digital Loop - Zone 3		3	NTCD1	USLXX	88.40	211.72	72.42	38.20	7.19						
	Switch-As-Is Conversion rate per UNE Loop, Single LSR, (per DS1)			NTCD1	URES1		6.54	6.54								
	Switch-As-Is Conversion rate per UNE Loop, Spreadsheet, (per DS1)			NTCD1	URES1		6.54	6.54								
4-WIRE 19.2, 56 OR 64 KBPS DIGITAL GRADE LOOP - COMMINGLING																
	4 Wire Unbundled Digital Loop 2.4 Kbps - Zone 1		1	NTCUD	UDL2X	25.81	198.47	36.96	18.80	7.19						

Pricing Schedule - Georgia										Svc Order Submitted Elec per LSR	Svc Order Submitted Manually per LSR	Incremental Charge - Manual Svc Order vs. Electronic-1st	Incremental Charge - Manual Svc Order vs. Electronic-Add'l	Incremental Charge - Manual Svc Order vs. Electronic-Disc 1st	Incremental Charge - Manual Svc Order vs. Electronic-Disc Add'l	
CATEGORY	RATE ELEMENTS	Interin	Zone	BCS	USOC	RATES(\$)										OSS Rates(\$)
						Rec	Nonrecurring		Nonrecurring Disconnect		SOMEc	SOMAN	SOMAN	SOMAN	SOMAN	SOMAN
							First	Add'l	First	Add'l						
	4 Wire Unbundled Digital Loop 2.4 Kbps - Zone 2		2	NTCUD	UDL2X	31.54	196.47	36.96	18.80	7.19						
	4 Wire Unbundled Digital Loop 2.4 Kbps - Zone 3		3	NTCUD	UDL2X	42.38	196.47	36.96	18.80	7.19						
	4 Wire Unbundled Digital Loop 4.8 Kbps - Zone 1		1	NTCUD	UDL4X	25.81	196.47	36.96	18.80	7.19						
	4 Wire Unbundled Digital Loop 4.8 Kbps - Zone 2		2	NTCUD	UDL4X	31.54	196.47	36.96	18.80	7.19						
	4 Wire Unbundled Digital Loop 4.8 Kbps - Zone 3		3	NTCUD	UDL4X	42.38	196.47	36.96	18.80	7.19						
	4 Wire Unbundled Digital Loop 9.6 Kbps - Zone 1		1	NTCUD	UDL9X	25.81	196.47	36.96	18.80	7.19						
	4 Wire Unbundled Digital Loop 9.6 Kbps - Zone 2		2	NTCUD	UDL9X	31.54	196.47	36.96	18.80	7.19						
	4 Wire Unbundled Digital Loop 9.6 Kbps - Zone 3		3	NTCUD	UDL9X	42.38	196.47	36.96	18.80	7.19						
	4 Wire Unbundled Digital 19.2 Kbps - Zone 1		1	NTCUD	UDL19	25.81	196.47	36.96	18.80	7.19						
	4 Wire Unbundled Digital 19.2 Kbps - Zone 2		2	NTCUD	UDL19	31.54	196.47	36.96	18.80	7.19						
	4 Wire Unbundled Digital 19.2 Kbps - Zone 3		3	NTCUD	UDL19	42.38	196.47	36.96	18.80	7.19						
	4 Wire Unbundled Digital Loop 56 Kbps - Zone 1		1	NTCUD	UDL56	25.81	196.47	36.96	18.80	7.19						
	4 Wire Unbundled Digital Loop 56 Kbps - Zone 2		2	NTCUD	UDL56	31.54	196.47	36.96	18.80	7.19						
	4 Wire Unbundled Digital Loop 56 Kbps - Zone 3		3	NTCUD	UDL56	42.38	196.47	36.96	18.80	7.19						
	4 Wire Unbundled Digital Loop 64 Kbps - Zone 1		1	NTCUD	UDL64	25.81	196.47	36.96	18.80	7.19						
	4 Wire Unbundled Digital Loop 64 Kbps - Zone 2		2	NTCUD	UDL64	31.54	196.47	36.96	18.80	7.19						
	4 Wire Unbundled Digital Loop 64 Kbps - Zone 3		3	NTCUD	UDL64	42.38	196.47	36.96	18.80	7.19						
	Switch-As-Is Conversion rate per UNE Loop, Single LSR, (per DSO)			NTCUD	URES		6.54	6.54								
	Switch-As-Is Conversion rate per UNE Loop, Spreadsheet, (per DSO)			NTCUD	URES		6.54	6.54								
	Order Coordination for Specified Conversion Time (per LSR)			NTCVG, NTCUD, NTCDD1	OCOSL		57.73									
End-to-End Testing																
MAINTENANCE OF SERVICE																
	Maintenance of Service Charge, Basic Time, per half hour			UDC, UEA, UDL, UDN, USL, UAL, UHL, UCL, NTCVG, NTCUD, NTCDD1, U1TD1, U1TD3, U1TDX, U1TS1, U1TVX, UDF, UDFCX, UDLSX, UE3, ULDD1, ULDD3, ULDDX, ULDS1, ULDVX, UNC1X, UNC3X, UNCDX, UNCSX, UNCVX, ULS	MVVBT		80.00	55.00								
	Maintenance of Service Charge, Overtime, per half hour			UDC, UEA, UDL, UDN, USL, UAL, UHL, UCL, NTCVG, NTCUD, NTCDD1, U1TD1, U1TD3, U1TDX, U1TS1, U1TVX, UDF, UDFCX, UDLSX, UE3, ULDD1, ULDD3, ULDDX, ULDS1, ULDVX, UNC1X, UNC3X, UNCDX, UNCSX, UNCVX, ULS	MVVOT		90.00	65.00								

Pricing Schedule - Georgia																						
CATEGORY	RATE ELEMENTS	Interim	Zone	BCS	USOC	RATES(\$)				Svc Order Submitted Elec per LSR	Svc Order Submitted Manually per LSR	Incremental Charge - Manual Svc Order vs. Electronic-1st	Incremental Charge - Manual Svc Order vs. Electronic-Add1	Incremental Charge - Manual Svc Order vs. Electronic-Disc 1st	Incremental Charge - Manual Svc Order vs. Electronic-Disc Add1							
						Rec	Nonrecurring		Nonrecurring Disconnect							SOMEC	SOMAN	SOMAN	SOMAN	SOMAN	SOMAN	
							First	Add'l	First													Add'l
											OSS Rates(\$)											
											SOMEC	SOMAN	SOMAN	SOMAN	SOMAN	SOMAN						
	Maintenance of Service Charge, Premium, per half hour			UDC, UEA, UDL, UDN, USL, UAL, UHL, UCL, NTCVG, NTCUD, NTCU1, U1TD1, U1TD3, U1TDX, U1TS1, U1TVX, UDF, UDFCX, UDLX, UE3, ULDD1, ULDD3, ULDDX, ULDS1, ULVDX, UNC1X, UNC3X, UNCOX, UNCSX, UNGVX, ULS	MVVPT																	
	LOOP MODIFICATION																					
	Unbundled Loop Modification, Removal of Load Coils - 2 Wire pair less than or equal to 18k ft, per Unbundled Loop			UAL, UHL, UCL, UEQ, ULS, UEA, UEANL, UEPSR, UEPSB																		
	Unbundled Loop Modification Removal of Load Coils - 4 Wire less than or equal to 18K ft, per Unbundled Loop				ULM2L				29.97													
	Unbundled Loop Modification Removal of Bridged Tap Removal, per Unbundled Loop			UHL, UCL, UEA, UAL, UHL, UCL, UEQ, ULS, UEA, UEANL, UEPSR, UEPSB		ULM4L			68.11													
	SUB-LOOPS																					
	Sub-Loop Distribution																					
	Order Coordination for Unbundled Sub-Loops, per sub-loop pair			UEANL		USBMC			18.90	18.90												
	Order Coordination for Unbundled Sub-Loops, per sub-loop pair			UEANL		USBMC			18.90	18.90												
	Order Coordination for Unbundled Sub-Loops, per sub-loop pair			UEANL		USBMC			18.90	18.90												
	Order Coordination for Unbundled Sub-Loops, per sub-loop pair			UEF		USBMC			18.90	18.90												
	Order Coordination for Unbundled Sub-Loops, per sub-loop pair			UEF		USBMC			18.90	18.90												
	Unbundled Sub-Loop Modification																					
	Unbundled Sub-Loop Modification - 2-W Copper Dist Load Coil/Equip Removal per 2-W PR			UEF		ULM2X			0.00	0.00												
	Unbundled Sub-Loop Modification - 4-W Copper Dist Load Coil/Equip Removal per 4-W PR			UEF		ULM4X			0.00	0.00												
	Unbundled Loop Modification, Removal of bridge Tap, per unbundled loop			UEF		ULMBT			0.00	0.00												
	Unbundled Network Terminating Wire (UNTW)																					
	Network Interface Device (NID)																					
	Network Interface Device (NID) - 1-2 lines			UENTW		UND12																
	Network Interface Device (NID) - 1-6 lines			UENTW		UND16			32.82	20.87												
	Network Interface Device Cross Connect - 2W			UENTW		UNDC2			55.97	43.82												
	Network Interface Device Cross Connect - 4W			UENTW		UNDC4			2.45	2.45												
	UNE OTHER, PROVISIONING ONLY - NO RATE								2.45	2.45												
	Unbundled Contact Name, Provisioning Only - no rate			UAL, UCL, UDC, UDL, UDN, UEA, UHL, UEANL, UEQ, UEQ, UENTW, NTCVG, NTCUD, NTCU1, USL		UNEEN		0.00	0.00													
	Unbundled DS1 Loop - Superframe Format Option - no rate			USL, NTCU1		CCOSF			0.00	0.00												
	Unbundled DS1 Loop - Expanded Superframe Format option - no rate			USL, NTCU1					0.00	0.00												
	NID - Dispatch and Service Order for NID installation			UENTW		CCOEF			0.00	0.00												
	LOOP MAKE-UP																					
	Loop Makeup - Preordering Without Reservation, per working or spare facility queried (Manual)			UMK		UMKLW			15.18	15.18												

Pricing Schedule - Georgia										Svc Order Submitted Elec per LSR	Svc Order Submitted Manually per LSR	Incremental Charge - Manual Svc Order vs. Electronic-1st	Incremental Charge - Manual Svc Order vs. Electronic-Add1	Incremental Charge - Manual Svc Order vs. Electronic-Disc 1st	Incremental Charge - Manual Svc Order vs. Electronic-Disc Add1	
CATEGORY	RATE ELEMENTS	Interim	Zone	BCS	USOC	RATES(\$)				OSS Rates(\$)						
						Rec	Nonrecurring		Nonrecurring Disconnect		SOMEc	SOMAN	SOMAN	SOMAN	SOMAN	SOMAN
							First	Add'l	First	Add'l						
	Loop Makeup - Preordering With Reservation, per spare facility queried (Manual)			UMK	UMKLP		19.83	19.83								
	Loop Makeup-With or Without Reservation, per working or spare facility queried (Mechanized)			UMK	UMKMQ		0.823	0.823								
LINE SPLITTING																
END USER ORDERING-CENTRAL OFFICE BASED																
	Line Splitting - per line activation DLEC owned splitter			UEPSR UEPSB	UREOS	0.61										
	Line Splitting - per line activation AT&T owned - physical			UEPSR UEPSB	UREBP	0.0197	34.43	22.35	10.38	7.34						
	Line Splitting - per line activation AT&T owned - virtual			UEPSR UEPSB	UREBV	0.0188	34.43	22.35	10.38	7.34						
END USER ORDERING - REMOTE SITE LINE SPLITTING																
	Remote Site Shared Loop Line Activation for End Users - CLEC Owned Splitter			UEPSR UEPSB	URERS	0.61	57.13	23.12	7.11	7.11						
	Remote Site Shared Loop - Subsequent Activity - CLEC Owned Splitter			UEPSR UEPSB	URERA		54.10	21.46								
UNBUNDLED EXCHANGE ACCESS LOOP																
2-WIRE ANALOG VOICE GRADE LOOP																
	Remote Site 2 Wire Analog Voice Grade Loop -Service Level 1- Line Splitting - CLEC Owned Splitter - Zone 1		1	UEPSR UEPSB	UEARS	6.52	28.46	3.85	2.20	0.01						
	Remote Site 2 Wire Analog Voice Grade Loop -Service Level 1- Line Splitting - CLEC Owned Splitter - Zone 2		2	UEPSR UEPSB	UEARS	10.18	28.46	3.85	2.20	0.01						
	Remote Site 2 Wire Analog Voice Grade Loop -Service Level 1- Line Splitting - CLEC Owned Splitter - Zone 3		3	UEPSR UEPSB	UEARS	19.51	28.46	3.85	2.20	0.01						
UNE Loop Rates for Line Splitting (In Ga. PSC ordered the line splitting loop USOCs match the lower port-loop combo rates UEPLX)																
	2-Wire Voice Grade Loop (SL1) for Line Splitting - Zone 1		1	UEPSR UEPSB	UEALS	10.98	10.04	7.35	1.37	1.28						
	2-Wire Voice Grade Loop (SL1) for Line Splitting - Zone 1		1	UEPSR UEPSB	UEABS	10.98	10.04	7.35	1.37	1.28						
	2-Wire Voice Grade Loop (SL1) for Line Splitting - Zone 2		2	UEPSR UEPSB	UEALS	16.30	10.04	7.35	1.37	1.28						
	2-Wire Voice Grade Loop (SL1) for Line Splitting - Zone 2		2	UEPSR UEPSB	UEABS	16.30	10.04	7.35	1.37	1.28						
	2-Wire Voice Grade Loop (SL1) for Line Splitting - Zone 3		3	UEPSR UEPSB	UEALS	34.73	10.04	7.35	1.37	1.28						
	2-Wire Voice Grade Loop (SL1) for Line Splitting - Zone 3		3	UEPSR UEPSB	UEABS	34.73	10.04	7.35	1.37	1.28						
PHYSICAL COLLOCATION																
	Physical Collocation-2 Wire Cross Connects (Loop) for Line Splitting			UEPSR UEPSB	PE1LS	0.0202	0.00	0.00								
VIRTUAL COLLOCATION																
	Virtual Collocation-2 Wire Cross Connects (Loop) for Line Splitting			UEPSR UEPSB	VE1LS	0.0192	0.00	0.00	0.00	0.00						
UNBUNDLED DEDICATED TRANSPORT																
INTEROFFICE CHANNEL - DEDICATED TRANSPORT																
	Interoffice Channel - DS1 - per mile			U1TD1	1L5XX	0.1199										
	Interoffice Channel - DS1 - Facility Termination			U1TD1	U1TF1	34.93	110.92	80.20	31.33	21.71						
	Interoffice Channel - DS3 - per mile			U1TD3	1L5XX	2.63										
	Interoffice Channel - DS3 - Facility Termination			U1TD3	U1TF3	349.42	320.16	86.24	66.71	52.78						
UNBUNDLED DARK FIBER																
	Dark Fiber - Interoffice Transport, Per Four Fiber Strands, Per Route Mile Or Fraction Thereof			UDF	1L5DF	24.17										
	Dark Fiber - Interoffice Transport, Per Four Fiber Strands, Per Route Mile Or Fraction Thereof			UDF	UDF14		1,774.79	89.66	73.57	18.69						
HIGH CAPACITY UNBUNDLED LOCAL LOOP																
DS3UNBUNDLED LOCAL LOOP - Stand Alone																
	DS3 Unbundled Local Loop - per mile			UE3	1L5ND	11.40										
	DS3 Unbundled Local Loop - Facility Termination			UE3	UE3PX	258.44	1,751.51	131.77	112.80	75.81						
ENHANCED EXTENDED LINK (EELs)																
Network Elements Used in Combinations																
	4-Wire Analog Voice Grade Loop in Combination - Zone 1		1	UNCVX	UEAL4	21.04	195.75	36.35	18.40	6.86						
	4-Wire Analog Voice Grade Loop in Combination - Zone 2		2	UNCVX	UEAL4	24.49	195.75	36.35	18.40	6.86						
	4-Wire Analog Voice Grade Loop in Combination - Zone 3		3	UNCVX	UEAL4	33.40	195.75	36.35	18.40	6.86						
	4-Wire DS1 Digital Loop in Combination - Zone 1		1	UNC1X	USLXX	49.41	209.25	70.37	37.87	6.86						
	4-Wire DS1 Digital Loop in Combination - Zone 2		2	UNC1X	USLXX	52.55	209.25	70.37	37.87	6.86						
	4-Wire DS1 Digital Loop in Combination - Zone 3		3	UNC1X	USLXX	68.40	209.25	70.37	37.87	6.86						
	DS3 Local Loop in combination - per mile			UNC3X	1L5ND	11.40										
	DS3 Local Loop in combination - Facility Termination			UNC3X	UE3PX	258.44	1,259.23	628.22	41.49	20.74						
	Interoffice Channel in combination - DS1 - per mile			UNC1X	1L5XX	0.1199										
	Interoffice Channel in combination - DS1 Facility Termination			UNC1X	U1TF1	34.93	87.67	45.69	43.76	27.95						
	Interoffice Channel in combination - DS3 - per mile			UNC3X	1L5XX	2.63										
	Interoffice Channel in combination - DS3 - Facility Termination			UNC3X	U1TF3	349.42	325.59	76.99	49.51	32.85						

Pricing Schedule - Georgia										Svc Order Submitted Elec per LSR	Svc Order Submitted Manually per LSR	Incremental Charge - Manual Svc Order vs. Electronic-1st	Incremental Charge - Manual Svc Order vs. Electronic-Add'l	Incremental Charge - Manual Svc Order vs. Electronic-Disc 1st	Incremental Charge - Manual Svc Order vs. Electronic-Disc Add'l
CATEGORY	RATE ELEMENTS	Interim	Zone	BCS	USOC	RATES(\$)				SOME C	SOMAN	OSS Rates(\$)			
						Rec	Nonrecurring First	Nonrecurring Add'l	Nonrecurring Disconnect First			Nonrecurring Disconnect Add'l	SOMAN	SOMAN	SOMAN
ADDITIONAL NETWORK ELEMENTS															
Optional Features & Functions:															
	Clear Channel Capability Extended Frame Option - per DS1			U1TD1,UNC1X	CCOEF		0.00								
	Clear Channel Capability Super FrameOption - per DS1			U1TD1, UNC1X	CCOSF		0.00								
	Clear Channel Capability (SF/ESF) Option - Subsequent Activity - per DS1			U1TD1, UNC1X, USL	NRCCO		184.62	23.78	2.03	0.79					
	C-bit Parity Option - Subsequent Activity - per DS3			U1TD3,UE3, UNC3X	NRCC3		218.74	7.66	0.7591	0.00					
	DS1/DS0 Channel System			UNC1X	MQ1	71.23	86.01	0.00	0.00	0.00					
	DS3/DS1 Channel System			UNC3X	MQ3	124.39	0.00	0.00	0.00	0.00					
	Voice Grade COCI in combination			UNCVX	1D1VG	0.479	27.30	2.90	16.85	1.04					
	Voice Grade COCI - for 2W-SL2 & 4W Voice Grade Local Loop			UEA	1D1VG	0.479	27.30	2.90	16.85	1.04					
	DS1 COCI in combination			UNC1X	UC1D1	7.50	27.30	2.90	16.85	1.04					
	DS1 COCI - for Stand Alone Interoffice Channel			U1TD1	UC1D1	7.50	27.30	2.90	16.85	1.04					
	DS1 COCI - for DS1 Local Loop			USL, NTCD1	UC1D1	7.50	27.30	2.90	16.85	1.04					
	Wholesale - UNE, Switch-As-Is Conversion Charge			UNCVX, UNC1X, XDH1X, HFQC6, XDD2X, XDV6X,	UNCCC		5.69	5.69	6.60	6.60					
	Unbundled Misc Rate Element, SNE SAI, Single Network Element - Switch As Is Non-recurring Charge, per circuit (LSR)			U1TVX, U1TD3, UDF, UE3	URES L		5.69	5.69	6.60	6.60					
	Unbundled Misc Rate Element, SNE SAI, Single Network Element - Switch As Is Non-recurring Charge, incremental charge per circuit on a spreadsheet			U1TVX, U1TD3, UDF, UE3	URES P		5.69	5.69	6.60	6.60					
Service Rearrangements															
	NRC - Order Coordination Specific Time - Dedicated Transport			UNC1X, UNC3X	OCOSR		18.89	18.89							
COMMINGLING															
	Commingling Authorization			UNCVX, UNC1X, U1TD3, UE3, U1TVX,	CMGAU	0.00	0.00	0.00	0.00	0.00					
Commingled (UNE part of single bandwidth circuit and interfaces)															
	Commingled VG COCI			XDV2X	1D1VG	0.479	11.97	11.38	6.6	6.6					
	Commingled 4-wire Local Loop Zone 1	1		XDV6X	UEAL4	21.04	92.92	28.14	19.5	8.12					
	Commingled 4-wire Local Loop Zone 2	2		XDV6X	UEAL4	24.49	92.92	28.14	19.5	8.12					
	Commingled 4-wire Local Loop Zone 3	3		XDV6X	UEAL4	33.40	92.92	28.14	19.5	8.12					
	Commingled DS1 COCI			XDH1X	UC1D1	7.50	15.79	11.38	6.6	6.6					
	Commingled DS1 Interoffice Channel			XDH1X	U1TF1	34.83	110.92	80.2	31.33	21.71					
	Commingled DS1 Interoffice Channel Mileage			XDH1X	1L5XX	0.1199									
	Commingled DS1/DS0 Channel System			XDH1X	MQ1	71.23	105.57	41.55	23.73	4.19					
	Commingled DS1 Local Loop Zone 1	1		XDH1X	USLXX	49.41	211.72	72.42	38.2	7.19					
	Commingled DS1 Local Loop Zone 2	2		XDH1X	USLXX	52.55	211.72	72.42	38.2	7.19					
	Commingled DS1 Local Loop Zone 3	3		XDH1X	USLXX	68.40	211.72	72.42	38.2	7.19					
	Commingled DS3 Local Loop			HFQC6	UE3PX	258.44	1,751.51	131.77	112.80	75.81					
	Commingled DS3/DS1 Channel System			HFQC6	MQ3	124.39	224.26	71.76	39.97	31.04					
	Commingled DS3 Interoffice Channel			HFQC6	U1TF3	349.42	320.16	86.24	66.71	52.76					
	Commingled DS3 Interoffice Channel Mileage			HFQC6	1L5XX	2.63									
	UNE to Commingled Conversion Tracking			XDH1X, HFQC6	CMGLIN	0.00	0.00	0.00	0.00	0.00					
	SPA to Commingled Conversion Tracking			XDH1X, HFQC6	CMGSP	0.00	0.00	0.00	0.00	0.00					
LNP Query Service															
	LNP Charge Per query						0.0008227								
	LNP Service Establishment Manual							12.47		11.07					
	LNP Service Provisioning with Point Code Establishment							574.307	293.39	251.23	184.73				
911 PBX LOCATE															
911 PBX LOCATE DATABASE CAPABILITY															
	Service Establishment per CLEC per End User Account			9PBDC	9PBEU		1,825.00								
	Changes to TN Range or Customer Profile			9PBDC	9PBTN			182.67							
	Per Telephone Number (Monthly)			9PBDC	9PBMM	0.07									
	Charge Company (Service Provider) ID			9PBDC	9PBPC			536.23							
	PBX Locate Service Support per CLEC (Monthly)			9PBDC	9PBMR	176.96									
	Service Order Charge			9PBDC	9PBSC			11.73							
911 PBX LOCATE TRANSPORT COMPONENT															
See Att 3															

Pricing Schedule - Georgia															
CATEGORY	RATE ELEMENTS	Interim	Zone	BCS	USOC	RATES(\$)				Svc Order Submitted Elec per LSR	Svc Order Submitted Manually per LSR	Incremental Charge - Manual Svc Order vs. Electronic-1st	Incremental Charge - Manual Svc Order vs. Electronic-Add'l	Incremental Charge - Manual Svc Order vs. Electronic-Disc 1st	Incremental Charge - Manual Svc Order vs. Electronic-Disc Add'l
						Rec	Nonrecurring First	Nonrecurring Add'l	Nonrecurring Disconnect First						
											OSS Rates(\$)				
											SOMEc	SOMAN	SOMAN	SOMAN	SOMAN
Emergency Number Services															
911 trunk rates are included in the Facility cost via the General Subscriber Services Tariff (GSST) and the Switched Access Service Tariff.															
Note: Rates displaying an "I" in Interim column are Interim as a result of a Commission order.															
LOCAL INTERCONNECTION (CALL TRANSPORT AND TERMINATION)															
Rate for All ISP-Bound and Section 251(b)(5) Traffic as per FCC-01-131															
Per MOU 0.0007															
TANDEM SWITCHING															
Multiple Tandem Switching, per MOU (applies to initial tandem only) 0.0004186															
TRUNK CHARGE															
Installation Trunk Side Service - per DS0 OHD TPP6X 21.53 8.11															
Installation Trunk Side Service - per DS0 OHD TPP9X 21.53 8.11															
Dedicated End Office Trunk Port Service-per DS0** OHD TDEOP 0.00															
Dedicated End Office Trunk Port Service-per DS1** OH1 OH1MS TDE1P 0.00															
Dedicated Tandem Trunk Port Service-per DS0** OHD TDWOP 0.00															
Dedicated Tandem Trunk Port Service-per DS1** OH1 OH1MS TDW1P 0.00															
** This rate element is recovered on a per MOU basis and is included in the End Office Switching and Tandem Switching, per MOU rate elements															
COMMON TRANSPORT (Shared)															
Common Transport - Per Mile, Per MOU 0.000028															
Common Transport - Facilities Termination Per MOU 0.0001955															
LOCAL INTERCONNECTION (DEDICATED TRANSPORT)															
INTEROFFICE CHANNEL - DEDICATED TRANSPORT															
Interoffice Channel - Dedicated Transport - 2-Wire Voice Grade - Per Mile per month OHM 1LSNF 0.0059															
Interoffice Channel - Dedicated Transport - 2-Wire Voice Grade - Facility Termination per month OHM 1LSNF 13.15 48.41 19.46 16.56 4.99															
Interoffice Channel - Dedicated Transport - 56 kbps - per mile per month OHM 1LSNK 0.0059															
Interoffice Channel - Dedicated Transport - 56 kbps - Facility Termination per month OHM 1LSNK 8.00 48.41 19.46 16.56 4.99															
Interoffice Channel - Dedicated Transport - 64 kbps - per mile per month OHM 1LSNK 0.0059															
Interoffice Channel - Dedicated Transport - 64 kbps - Facility Termination per month OHM 1LSNK 8.00 48.41 19.46 16.56 4.99															
Interoffice Channel - Dedicated Channel - DS1 - Per Mile per month OH1, OH1MS 1LSNL 0.1199															
Interoffice Channel - Dedicated Transport - DS1 - Facility Termination per month OH1, OH1MS 1LSNL 34.93 110.92 80.20 31.33 21.71															
Interoffice Channel - Dedicated Transport - DS3 - Per Mile per month OH3, OH3MS 1LSNM 2.63															
Interoffice Channel - Dedicated Transport - DS3 - Facility Termination per month OH3, OH3MS 1LSNM 349.42 320.16 86.24 66.71 52.76															
LOCAL CHANNEL - DEDICATED TRANSPORT															
Local Channel - Dedicated - 2-Wire Voice Grade per month OHM TEFV2 7.91 120.95 53.24 46.35 13.35															
Local Channel - Dedicated - 4-Wire Voice Grade per month OHM TEFV4 8.90 125.50 54.38 46.35 13.35															
Local Channel - Dedicated - DS1 per month OH1 TEFHG 22.82 149.31 111.09 40.32 26.09															
Local Channel - Dedicated - DS3 Facility Termination per month OH3 TEFHJ 150.05 444.58 145.04 112.80 75.81															
LOCAL INTERCONNECTION MID-SPAN MEET															
Local Channel - Dedicated - DS1 per month OH1MS TEFHG 0.00 0.00															
Local Channel - Dedicated - DS3 per month OH3MS TEFHJ 0.00 0.00															
MULTIPLEXERS															
Channelization - DS1 to DS0 Channel System OH1, OH1MS SATN1 71.23 105.57 41.545 23.73 4.19															
DS3 to DS1 Channel System per month OH3, OH3MS SATNS 124.39 224.255 71.76 39.965 31.035															
DS3 Interface Unit (DS1 COCF) per month OH1, OH1MS SATCO 7.50 15.79 11.375 6.60 6.60															
Notes: If no rate is identified in the contract, the rates, terms, and conditions for the specific service or function will be as set forth in applicable AT & T tariff.															
PHYSICAL COLLOCATION															
Application															
Physical Collocation - Initial Application Fee CLO PE1BA 1,284.72 0.59															
Physical Collocation - Subsequent Application Fee CLO PE1CA 1,064.41 0.59															
Physical Collocation - Co-Carrier Cross Connects/Direct Connect, Application Fee, per application CLO PE1DT 583.18															
Physical Collocation Administrative Only - Application Fee CLO PE1BL 740.83															

Pricing Schedule - Georgia																					
CATEGORY	RATE ELEMENTS	Interim	Zone	BCS	USOC	RATES(\$)				Svc Order Submitted Elec per LSR	Svc Order Submitted Manually per LSR	Incremental Charge - Manual Svc Order vs. Electronic-1st	Incremental Charge - Manual Svc Order vs. Electronic-Add'l	Incremental Charge - Manual Svc Order vs. Electronic-Disc 1st	Incremental Charge - Manual Svc Order vs. Electronic-Disc Add'l						
						Rec	Nonrecurring		Nonrecurring Disconnect							OSS Rates(\$)					
							First	Add'l	First							Add'l	SOMEK	SOMAN	SOMAN	SOMAN	SOMAN
	Physical Collocation - Application Cost, Simple Augment			CLO	PE1KS	594.05															
	Physical Collocation - Application Cost, Minor Augment			CLO	PE1KM	832.95															
	Physical Collocation - Application Cost, Intermediate Augment			CLO	PE1K1	1,057.00															
	Physical Collocation - Application Cost - Major Augment			CLO	PE1KJ	2,409.00															
	Space Preparation																				
	Physical Collocation - Floor Space, per sq feet			CLO	PE1PJ	4.71															
	Physical Collocation - Space Enclosure, welded wire, first 50 square feet			CLO	PE1BX	144.71															
	Physical Collocation - Space enclosure, welded wire, first 100 square feet			CLO	PE1BW	167.00															
	Physical Collocation - Space enclosure, welded wire, each additional 50 square feet			CLO	PE1CW	16.38															
	Physical Collocation - Space Preparation - C.O. Modification per square ft.			CLO	PE1SK	2.10															
	Physical Collocation - Space Preparation, Common Systems Modifications-Cageless, per square foot			CLO	PE1SL	2.27															
	Physical Collocation - Space Preparation - Common Systems Modifications-Caged, per cage			CLO	PE1SM	77.24															
	Physical Collocation - Space Preparation - Firm Order Processing			CLO	PE1SJ	140.96															
	Physical Collocation - Space Availability Report, per Central Office Requested			CLO	PE1SR	248.50															
	Power																				
	Physical Collocation - Power, -48V DC Power - per Fused Amp Requested			CLO	PE1PL	4.84															
	Physical Collocation - Power, 120V AC Power, Single Phase, per Breaker Amp			CLO	PE1FB	5.16															
	Physical Collocation - Power, 240V AC Power, Single Phase, per Breaker Amp			CLO	PE1FD	10.34															
	Physical Collocation - Power, 120V AC Power, Three Phase, per Breaker Amp			CLO	PE1FE	15.50															
	Physical Collocation - Power, 277V AC Power, Three Phase, per Breaker Amp			CLO	PE1FG	35.79															
	Physical Collocation - Power - DC power using a CLEC BDFB, per Used Amp			CLO	PE1PW	6.45															
	Physical Collocation - Power, -48V DC Power using a CLEC BDFB - per Fused Amp Requested			CLO	PE1PX	4.31															
	Physical Collocation-Physical Meter Reading Expense			CLO	PE1FL	5.00															
	Physical Collocation - Power - DC power, per Used Amp			CLO	PE1FN	7.24															
	Physical Collocation-Additional Meter Reading Trip Charge, per Central Office per Occurrence			CLO	PE1FM	15.00															
	Cross Connects (Cross Connects, Co-Carrier Cross Connects, and Ports)																				
	Physical Collocation - 2-wire cross-connect, loop, provisioning			UEANL,UEO, UNCNX,UEA,UCL,UAL,UHL,UDN,UNCVX	PE1P2	0.0202															
	Physical Collocation - 4-wire cross-connect, loop, provisioning			UEA,UHL,UNCVX,UNCDX,UCL,UDL	PE1P4	0.0403															
	Physical Collocation -DS1 Cross-Connect for Physical Collocation, provisioning			WDS1L,WDS1S, UXTD1,ULDD1,USLEL,UNLD1,U1TD1,UNC1X,UEPSR,UEPSB,UEPSE,UEPSP,USL,UEPEX,UEPDX	PE1P1	0.3807															
	Physical Collocation - DS3 Cross-Connect, provisioning			JES,U1TD3, UXTD3, UXTS1,UNC3X,UNC3S,ULDD3,U1TS1,U1DS1,UNLD3,UEPEX,UEPDX,UEPSR,UEPSB,UEPSE,UEPSP	PE1P3	4.15															

Pricing Schedule - Georgia																							
CATEGORY	RATE ELEMENTS	Interim	Zone	BCS	USOC	RATES(\$)	Svc Order Submitted Elec per LSR	Svc Order Submitted Manually per LSR	Incremental Charge - Manual Svc Order vs. Electronic-1st	Incremental Charge - Manual Svc Order vs. Electronic-Add'l	Incremental Charge - Manual Svc Order vs. Electronic-Disc 1st	Incremental Charge - Manual Svc Order vs. Electronic-Disc Add'l											
													Rec	Nonrecurring		Nonrecurring Disconnect		OSS Rates(\$)					
														First	Add'l	First	Add'l	SOMEC	SOMAN	SOMAN	SOMAN	SOMAN	SOMAN
	Physical Collocation - 2-Fiber Cross-Connect			CLO, ULDO3, ULD12, ULD48, U1T03, U1T12, U1T48, UDLO3, UDL12, UDF	PE1F2	1.76																	
	Physical Collocation - 4-Fiber Cross-Connect			ULDO3, ULD12, ULD48, U1T03, U1T12, U1T48, UDLO3, UDL12, UDF, UDFCX	PE1F4	3.38																	
	Physical Collocation - Co-Carrier Cross Connects/Direct Connect - Fiber Cable Support Structure, per linear foot, per cable.			CLO	PE1ES	0.001																	
	Physical Collocation - Co-Carrier Cross Connect/Direct Connect - Copper/Coax Cable Support Structure, per linear foot, per cable.			CLO	PE1DS	0.0015																	
	Physical Collocation 2-Wire Cross Connect, Port			UEPSR, UEPSB, UEPSX, UEPSA, UEPSD, UEPSL, UEPSM, UEPSN, UEPSO, UEPSQ, UEPSR, UEPSV, UEPSW, UEPSX, UEPSY, UEPSZ	PE1R2	0.0202																	
	Physical Collocation 4-Wire Cross Connect, Port			UEPEX, UEPPD	PE1R4	0.0403																	
Security																							
	Physical Collocation - Security Escort for Basic Time - normally scheduled work, per half hour			CLO	PE1BT		16.51	10.62															
	Physical Collocation - Security Escort for Overtime - outside of normally scheduled working hours on a scheduled work day, per half hour			CLO	PE1OT		21.90	14.17															
	Physical Collocation - Security Escort for Premium Time - outside of scheduled work day, per half hour			CLO	PE1PT		27.29	17.53															
	Physical Collocation - Security Access System - Security System per Central Office, per Sq. Ft.			CLO	PE1AY	0.011																	
	Physical Collocation - Security Access System - New Card Activation, per Card Activation (First), per State			CLO	PE1A1		21.98																
	Physical Collocation - Security Access System - New Access Card Deactivation, per Card			CLO	PE1A4		8.72	8.72															
	Physical Collocation - Security Access System - Administrative Change, existing Access Card, per Request, per State, per Card			CLO	PE1AA		5.37																
	Physical Collocation - Security Access System - Replace Lost or Stolen Card, per Card			CLO	PE1AR		16.99																
	Physical Collocation - Security Access - Initial Key, per Key			CLO	PE1AK		13.19																
	Physical Collocation - Security Access - Key, Replace Lost or Stolen Key, per Key			CLO	PE1AL		13.19																
CFA																							
	Physical Collocation - CFA Information Resend Request, per premises, per arrangement, per request			CLO	PE1C9		77.42																
Cable Records - Note: The rates in the First & Additional columns will actually be billed as "Initial I" and "Subsequent S" respectively																							
	Physical Collocation - Cable Records, per request			CLO	PE1CR	I	742.92	S	477.59		125.63												
	Physical Collocation, Cable Records, VG/DS0 Cable, per cable record (maximum 3600 records)			CLO	PE1CD		317.29				177.60												
	Physical Collocation, Cable Records, VG/DS0 Cable, per each 100 pair			CLO	PE1CO		4.47				5.29												
	Physical Collocation, Cable Records, DS1, per T1 TIE			CLO	PE1C1		2.22				2.62												
	Physical Collocation, Cable Records, DS3, per T3 TIE			CLO	PE1C3		7.76				9.18												
	Physical Collocation - Cable Records, Fiber Cable, per cable record (maximum 99 records)			CLO	PE1CB		83.37				73.49												
	Physical Collocation, Cable Records, CAT5/RJ45			CLO	PE1CS		2.22				2.62												
Virtual to Physical																							
	Physical Collocation - Virtual to Physical Collocation Relocation, per Voice Grade Circuit			CLO	PE1BV		39.00																
	Physical Collocation - Virtual to Physical Collocation Relocation, per DS0 Circuit			CLO	PE1BO		33.00																
	Physical Collocation - Virtual to Physical Collocation Relocation, per DS1 Circuit			CLO	PE1B1		52.00																

Pricing Schedule - Georgia																						
CATEGORY	RATE ELEMENTS	Interim	Zone	BCS	USOC	RATES(\$)				Svc Order Submitted Elec per LSR	Svc Order Submitted Manually per LSR	Incremental Charge - Manual Svc Order vs. Electronic-1st	Incremental Charge - Manual Svc Order vs. Electronic-Add'l	Incremental Charge - Manual Svc Order vs. Electronic-Disc 1st	Incremental Charge - Manual Svc Order vs. Electronic-Disc Add'l							
						Rec	Nonrecurring		Nonrecurring Disconnect							OSS Rates(\$)						
							First	Add'l	First							Add'l	SOMEK	SOMAN	SOMAN	SOMAN	SOMAN	SOMAN
	Physical Collocation - Virtual to Physical Collocation Relocation, per DS3 Circuit			CLO	PE1B3		52.00															
	Physical Collocation - Virtual to Physical Collocation In-Place, Per Voice Grade Circuit			CLO	PE1BR		22.59															
	Physical Collocation Virtual to Physical Collocation In-Place, Per DSO Circuit			CLO	PE1BP		22.59															
	Physical Collocation - Virtual to Physical Collocation In-Place, Per DS1 Circuit			CLO	PE1BS		32.85															
	Physical Collocation - Virtual to Physical Collocation In-Place, per DS3 Circuit			CLO	PE1BE		32.85															
Entrance Cable																						
	Physical Collocation - Fiber Cable Installation, Pricing, non-recurring charge, per Entrance Cable			CLO	PE1BD		736.20		21.49													
	Physical Collocation - Fiber Cable Support Structure, per Entrance Cable			CLO	PE1PM	7.37																
	Physical Collocation, Entrance Cable Support Structure, Copper, per each 100 pairs or fraction thereof (CO Manhole to Collocation Space)			CLO	PE1EE	0.2686																
	Physical Collocation, Entrance Cable Installation, Copper, per Cable (CO Manhole to Collocation Space)			CLO	PE1EF		754.41		21.49													
	Physical Collocation, Entrance Cable Installation, Copper, per each 100 pairs or fraction thereof (CO Manhole to Collocation Space)			CLO	PE1EG		9.11															
	Physical Collocation - Fiber Entrance Cable Installation, per Fiber			CLO	PE1ED		3.90															
VIRTUAL COLLOCATION																						
Application																						
	Virtual Collocation - Application Fee			AMTFS	EAF		608.92		0.59													
	Virtual Collocation - Co-Carrier Cross Connects/Direct Connect, Application Fee, per application			AMTFS	VE1CA		583.18															
	Virtual Collocation Administrative Only - Application Fee			AMTFS	VE1AF		609.52															
Space Preparation																						
	Virtual Collocation - Floor Space, per sq. ft.			AMTFS	ESPVX	4.71																
Power																						
	Virtual Collocation - Power, per fused amp			AMTFS	ESPAX	4.84																
Cross Connects (Cross Connects, Co-Carrier Cross Connects, and Ports)																						
	Virtual Collocation - 2-wire cross-connect, loop, provisioning			UEANL, UEA, UDN, UAL, UHL, UCL, UEQ, UNCVX, UNCDX, UNCNX	UEAC2	0.0192																
	Virtual Collocation - 4-wire cross-connect, loop, provisioning			UEA, UHL, UCL, UDL, UNCVX, UNCDX	UEAC4	0.0385																
	Virtual collocation - Special Access & UNE, cross-connect per DS1			ULR, UXTD1, UNC1X, ULDD1, U1TD1, USLEL, UNLD1, USL, UEPEX, UEPDX	CNC1X	0.3807																
	Virtual collocation - Special Access & UNE, cross-connect per DS3			USL, UE3, U1TD3, UXTS1, UXTD3, UNC3X, UNCSX, ULDD3, U1TS1, ULDS1, UDLSX, UNLD3, XDEST	CND3X	4.15																
	Virtual Collocation - 2-Fiber Cross Connects			UOL12, UDLO3, U1T48, U1T12, U1TO3, ULDO3, ULD12, ULD48, UDF	CNC2F	1.76																
	Virtual Collocation - 4-Fiber Cross Connects			UDL12, UDLO3, U1T48, U1T12, U1TO3, ULDO3, ULD12, ULD48, UDF	CNC4F	3.53																

Pricing Schedule - Georgia																						
CATEGORY	RATE ELEMENTS	Interim	Zone	BCS	USOC	RATES(\$)				Svc Order Submitted Elec per LSR	Svc Order Submitted Manually per LSR	Incremental Charge - Manual Svc Order vs. Electronic-1st	Incremental Charge - Manual Svc Order vs. Electronic-Add1	Incremental Charge - Manual Svc Order vs. Electronic-Disc 1st	Incremental Charge - Manual Svc Order vs. Electronic-Disc Add1							
						Rec	Nonrecurring		Nonrecurring Disconnect							OSS Rates(\$)						
							First	Add1	First							Add1	SOMEc	SOMAN	SOMAN	SOMAN	SOMAN	SOMAN
	Virtual Collocation - Co-Carrier Cross Connects/Direct Connect - Fiber Cable Support Structure, per linear foot, per cable			AMTFS	VE1CB	0.001																
	Virtual Collocation - Co-Carrier Cross Connects/Direct Connect - Copper/Coax Cable Support Structure, per linear foot, per cable			AMTFS	VE1CD	0.0015																
	Virtual Collocation 2-Wire Cross Connect, Port			UEPSX, UEPSB, UEPSE, UEPSP, UEPSR, UEP2C	VE1R2	0.0192																
	Virtual Collocation 4-Wire Cross Connect, Port			UEPDD, UEPEX	VE1R4	0.0385																
CFA																						
	Virtual Collocation - CFA Information Resend Request, per Premises, per Arrangement, per request			AMTFS	VE1QR	77.42																
Cable Records - Note: The rates in the First & Additional columns will actually be billed as "Initial F" & "Subsequent S" respectively																						
	Virtual Collocation Cable Records - per request			AMTFS	VE1BA	742.92	477.59	125.63														
	Virtual Collocation Cable Records - VG/DS0 Cable, per cable record			AMTFS	VE1BB	317.29		177.60														
	Virtual Collocation Cable Records - VG/DS0 Cable, per each 100 pair			AMTFS	VE1BC	4.47		5.29														
	Virtual Collocation Cable Records - DS1, per T1TIE			AMTFS	VE1BD	2.22		2.62														
	Virtual Collocation Cable Records - DS3, per T3TIE			AMTFS	VE1BE	7.76		9.18														
	Virtual Collocation Cable Records - Fiber Cable, per 99 fiber records			AMTFS	VE1BF	83.37		73.49														
	Virtual Collocation Cable Records - CAT 5/RJ45			AMTFS	VE1BS	2.22		2.62														
Security																						
	Virtual collocation - Security escort, basic time, normally scheduled work hours			AMTFS	SPTBX	16.51	10.82															
	Virtual collocation - Security escort, overtime, outside of normally scheduled work hours on a normal working day			AMTFS	SPTOX	21.90	14.17															
	Virtual collocation - Security escort, premium time, outside of a scheduled work day			AMTFS	SPTPX	27.29	17.53															
Maintenance																						
	Virtual collocation - Maintenance in CO - Basic, per half hour			AMTFS	CTRLX	26.52	10.82															
	Virtual collocation - Maintenance in CO - Overtime, per half hour			AMTFS	SPTOM	35.41	14.17															
	Virtual collocation - Maintenance in CO - Premium per half hour			AMTFS	SPTPM	44.30	17.53															
Entrance Cable																						
	Virtual Collocation - Cable Installation Charge, per cable			AMTFS	ESPCX	736.20		21.49														
	Virtual Collocation - Cable Support Structure, per cable			AMTFS	ESPSX	7.74																
	Virtual Collocation, Entrance Cable Support Structure, Copper, per each 100 pairs or fraction thereof (CO Manhole to Frame)			AMTFS	VE1EE	0.235																
	Virtual Collocation, Entrance Cable Installation, Copper, per Cable (CO Manhole to Frame)			AMTFS	VE1EF	754.41		21.49														
	Virtual Collocation, Entrance Cable Installation, Copper, per each 100 pairs or fraction thereof (CO Manhole to Frame)			AMTFS	VE1EG	9.11																
COLLOCATION IN THE REMOTE SITE																						
Physical Remote Site Collocation																						
	Physical Collocation in the Remote Site - Application Fee			CLORS	PE1RA	300.31		132.49														
	Cabinet Space in the Remote Site per Bay/ Rack			CLORS	PE1RB	148.11																
	Physical Collocation in the Remote Site - Security Access - Key			CLORS	PE1RD	13.19																
	Physical Collocation in the Remote Site - Space Availability Report per Premises Requested			CLORS	PE1SR	109.83																
	Physical Collocation in the Remote Site - Remote Site CLLI Code Request, per CLLI Code Requested			CLORS	PE1RE	36.00																
	Remote Site DLEC Data (BRSDD), per Compact Disk, per CO			CLORS	PE1RR	118.71																
	Physical Collocation - Security Escort for Basic Time - normally scheduled work, per half hour			CLORS	PE1BT	16.51	10.82															
	Physical Collocation - Security Escort for Overtime - outside of normally scheduled working hours on a scheduled work day, per half hour			CLORS	PE1OT	21.90	14.17															

Pricing Schedule - Georgia																						
CATEGORY	RATE ELEMENTS	Interim	Zone	BCS	USOC	RATES(\$)				Svc Order Submitted Elec per LSR	Svc Order Submitted Manually per LSR	Incremental Charge - Manual Svc Order vs. Electronic-1st	Incremental Charge - Manual Svc Order vs. Electronic-Add'l	Incremental Charge - Manual Svc Order vs. Electronic-Disc 1st	Incremental Charge - Manual Svc Order vs. Electronic-Disc Add'l							
						Rec	Nonrecurring		Nonrecurring Disconnect							SOME C	SOMAN	OSS Rates(\$)				
							First	Add'l	First									Add'l	SOMAN	SOMAN	SOMAN	SOMAN
	Physical Collocation - Security Escort for Premium Time - outside of scheduled work day, per half hour			CLORS	PE1PT		27.29	17.53														
Adjacent Remote Site Collocation																						
	Remote Site-Adjacent Collocation-Application Fee			CLORS	PE1RU		755.62	755.62														
	Remote Site-Adjacent Collocation - Real Estate, per square foot			CLORS	PE1RT	0.134																
	Remote Site-Adjacent Collocation - AC Power, per breaker amp			CLORS	PE1RS	6.27																
NOTE: If Security Escort and/or Add'l Engineering Fees become necessary for adjacent remote site collocation, the Parties will negotiate appropriate rates.																						
Virtual Remote Site Collocation																						
	Virtual Collocation in the Remote Site - Application Fee			VE1RS	VE1RB		300.31	132.49														
	Virtual Collocation in the Remote Site - Per Bay/Rack of Space			VE1RS	VE1RC	148.11																
	Virtual Collocation in the Remote Site - Space Availability Report per Premises requested			VE1RS	VE1RR	109.83																
	Virtual Collocation in the Remote Site - Remote Site CLLI Code Request, per CLLI Code Requested			VE1RS	VE1RL	36.00																
ADJACENT COLLOCATION																						
	Adjacent Collocation - Space Charge per Sq. Ft.			CLOAC	PE1JA	0.1725																
	Adjacent Collocation - Electrical Facility Charge per Linear Ft.			CLOAC	PE1JC	4.12																
	Adjacent Collocation - 2-Wire Cross-Connects			UEANL,UEQ,UEAU,CL,UAL,UHL,UDN	PE1JE	0.0176																
	Adjacent Collocation - 4-Wire Cross-Connects			UEA,UHL,UDL,UCL	PE1JF	0.0353																
	Adjacent Collocation - DS1 Cross-Connects			UJL	PE1JG	0.3686																
	Adjacent Collocation - DS3 Cross-Connects			UE3	PE1JH	4.83																
	Adjacent Collocation - 2-Fiber Cross-Connect			CLOAC	PE1JJ	1.69																
	Adjacent Collocation - 4-Fiber Cross-Connect			CLOAC	PE1JK	3.31																
	Adjacent Collocation - Application Fee			CLOAC	PE1JB		1,380.83	0.50														
	Adjacent Collocation - 120V, Single Phase Standby Power Rate per AC Breaker Amp			CLOAC	PE1JL	5.16																
	Adjacent Collocation - 240V, Single Phase Standby Power Rate per AC Breaker Amp			CLOAC	PE1JM	10.34																
	Adjacent Collocation - 120V, Three Phase Standby Power Rate per AC Breaker Amp			CLOAC	PE1JN	15.50																
	Adjacent Collocation - 277V, Three Phase Standby Power Rate per AC Breaker Amp			CLOAC	PE1JO	35.79																
	Adjacent Collocation - 240V, Three Phase Standby Power Rate per AC Breaker Amp			CLOAC	PE1JD	35.79																
DIRECTORY DELIVERY																						
	Each subscriber will receive one (1) copy per primary End User listing of AT&T White Pages directory in the same manner and at the same time that they are delivered to AT&T's subscribers during the annual delivery of newly published directories.																					
BRANDING - DIRECTORY ASSISTANCE																						
Facility Based CLEC																						
	Recording and Provisioning of DA Custom Branded Announcement			AMT	CBADA		3,000.00	3,000.00														
	Loading of Custom Branded Announcement per Switch per OCN			AMT	CBADC		1,170.00	1,170.00														
Wholesale CLEC																						
	Recording of DA Custom Branded Announcement						3,000.00	3,000.00														
	Loading of DA Custom Branded Announcement per Switch per OCN						1,170.00	1,170.00														
Unbranding via OLNS for Wholesale CLEC																						
	Loading of DA per OCN (1 OCN per Order)						420.00	420.00														
	Loading of DA per Switch per OCN						16.00	16.00														
DIRECTORY ASSISTANCE SERVICES																						
DIRECTORY ASSISTANCE ACCESS SERVICE																						
	Directory Assistance Access Service Calls, Charge Per Call					0.31																
DIRECTORY ASSISTANCE CALL COMPLETION ACCESS SERVICE (DACC)																						

Pricing Schedule - Georgia															
CATEGORY	RATE ELEMENTS	Interim	Zone	BCS	USOC	RATES(\$)				Svc Order Submitted Elec per LSR	Svc Order Submitted Manually per LSR	Incremental Charge - Manual Svc Order vs. Electronic-1st	Incremental Charge - Manual Svc Order vs. Electronic-Add'l	Incremental Charge - Manual Svc Order vs. Electronic-Disc 1st	Incremental Charge - Manual Svc Order vs. Electronic-Disc Add'l
						Rec	Nonrecurring		Nonrecurring Disconnect						
							First	Add'l	First	Add'l	SOMEK	SOMAN	SOMAN	SOMAN	SOMAN
	Directory Assistance Call Completion Access Service (DACC), Per Call Attempt					0.10									
	Directory Assistance - Rate Reference Initial Load						5,000.00								
	Directory Assistance - Rate Reference Subsequent Load							1,500.00							
Directory Assistance Database Service (DADS)															
	Directory Assistance Database Service (DADS)-Initial Load, per listing						0.04								
	Directory Assistance Database Service (DADS)-Update, per listing					0.04									
	Directory Assistance Database Service (DADS)-Monthly Recurring Fee					150.00									
BRANDING - OPERATOR CALL PROCESSING															
<i>Facility based CLEC</i>															
	Recording of Custom Branded OA Announcement			AMT	CBAOS		7,000.00	7,000.00							
	Loading of Custom Branded OA Announcement per shell/NAV per OCN			AMT	CBAOL		500.00	500.00							
<i>Wholesale CLEC</i>															
	Recording of Custom Branded OA Announcement						7,000.00	7,000.00							
	Loading of Custom Branded OA Announcement per shell/NAV per OCN						500.00	500.00							
	Loading of OA Custom Branded Announcement per Switch per OCN						1,170.00	1,170.00							
<i>Unbranding via OLNS for Wholesale CLEC</i>															
	Loading of OA per OCN (Regional)						1,200.00	1,200.00							
INWARD OPERATOR SERVICES															
	Inward Operator Svcs - Verification, Per Minute					1.15									
	Inward Operator Services - Verification and Emergency Interrupt - Per Minute					1.15									
OPERATOR CALL PROCESSING															
	Oper. Call Processing - Oper. Provided, Per Min. - Using BST LIDB					1.20									
	Oper. Call Processing - Oper. Provided, Per Min. - Using Foreign LIDB					1.24									
	Oper. Call Processing - Fully Automated, per Call - Using BST LIDB					0.20									
	Oper. Call Processing - Fully Automated, per Call - Using Foreign LIDB					0.20									
	Operator Services - Rate Reference Initial Load						5,000.00								
	Operator Services - Rate Reference Subsequent Load							1,500.00							
STRUCTURE ACCESS															
<p>NOTE: Urban and non-urban are defined by the Bureau of Census as follows: Urban is a city plus the closely-settled urban fringe that together have a minimum population of 50,000. Non-urban is less than 50,000. Conduit rates will apply to each passageway (Innertuct). For the purpose of determining the Duct feet chargeable, the Duct considered occupied shall be measured from the center to center of adjacent Manhole(s), or from the center of a Manhole to the end of a Duct not terminated in a Manhole. The above rates are not applicable for crossings of any navigable waterway. Rates for navigable waterway crossings will be calculated on an individual case basis.</p>															
	Poles & Ducts - Poles (\$/attachment/yr.) NON-URBAN						9.02								
	Poles & Ducts - Poles (\$/attachment/yr.) URBAN						5.98								
	Poles & Ducts - Per Foot Conduit Occupancy Fees Full Duct (\$/ft/yr.)						0.25								
	Pole Attachment Transfer Rate						41.00								
	Cable Rate						3.95								
BONA FIDE REQUEST															
	Deposit						2000.00								

Pricing Schedule - Georgia																					
CATEGORY	RATE ELEMENTS	Interim	Zone	BCS	USOC	RATES(\$)				Svc Order Submitted Elec per LSR	Svc Order Submitted Manually per LSR	Incremental Charge - Manual Svc Order vs. Electronic-1st	Incremental Charge - Manual Svc Order vs. Electronic-Add'l	Incremental Charge - Manual Svc Order vs. Electronic-Disc 1st	Incremental Charge - Manual Svc Order vs. Electronic-Disc Add'l						
						Rec	Nonrecurring		Nonrecurring Disconnect							OSS Rates(\$)					
							First	Add'l	First							Add'l	SOMEK	SOMAN	SOMAN	SOMAN	SOMAN
	Physical Collocation - 2-Fiber Cross-Connect			CLO, ULD03, ULD12, ULD48, U1T03, U1T12, U1T48, UDLO3, UDL12, UDF	PE1F2	1.76															
	Physical Collocation - 4-Fiber Cross-Connect			ULD03, ULD12, ULD48, U1T03, U1T12, U1T48, UDLO3, UDL12, UDF, UDFCX	PE1F4	3.38															
	Physical Collocation - Co-Carrier Cross Connects/Direct Connect - Fiber Cable Support Structure, per linear foot, per cable.			CLO	PE1ES	0.001															
	Physical Collocation - Co-Carrier Cross Connect/Direct Connect - Copper/Coax Cable Support Structure, per linear foot, per cable.			CLO	PE1DS	0.0015															
	Physical Collocation 2-Wire Cross Connect, Port			UEPSR, UEPSF, UEPSL, UEPSB, UEPSX, UEP2C	PE1R2	0.0202															
	Physical Collocation 4-Wire Cross Connect, Port			UEPEX, UEPDD	PE1R4	0.0403															
Security																					
	Physical Collocation - Security Escort for Basic Time - normally scheduled work, per half hour			CLO	PE1BT		16.51	10.82													
	Physical Collocation - Security Escort for Overtime - outside of normally scheduled working hours on a scheduled work day, per half hour			CLO	PE1OT		21.90	14.17													
	Physical Collocation - Security Escort for Premium Time - outside of scheduled work day, per half hour			CLO	PE1PT		27.29	17.53													
	Physical Collocation - Security Access System - Security System per Central Office, per Sq. Ft.			CLO	PE1AY	0.011															
	Physical Collocation - Security Access System - New Card Activation, per Card Activation (First), per State			CLO	PE1A1		21.98														
	Physical Collocation - Security Access System - New Access Card Deactivation, per Card			CLO	PE1A4		8.72	8.72													
	Physical Collocation - Security Access System - Administrative Change, existing Access Card, per Request, per State, per Card			CLO	PE1AA		5.37														
	Physical Collocation - Security Access System - Replace Lost or Stolen Card, per Card			CLO	PE1AR		16.99														
	Physical Collocation - Security Access - Initial Key, per Key			CLO	PE1AK		13.19														
	Physical Collocation - Security Access - Key, Replace Lost or Stolen Key, per Key			CLO	PE1AL		13.19														
CFA																					
	Physical Collocation - CFA Information Resend Request, per premises, per arrangement, per request			CLO	PE1C9		77.42														
Cable Records - Note: The rates in the First & Additional columns will actually be billed as "Initial R" and "Subsequent S" respectively																					
	Physical Collocation - Cable Records, per request			CLO	PE1CR		742.92	477.59	125.63												
	Physical Collocation, Cable Records, VG/DS0 Cable, per cable record (maximum 3600 records)			CLO	PE1CD		317.29		177.60												
	Physical Collocation, Cable Records, VG/DS0 Cable, per each 100 pair			CLO	PE1CO		4.47		5.29												
	Physical Collocation, Cable Records, DS1, per T1 TIE			CLO	PE1C1		2.22		2.62												
	Physical Collocation, Cable Records, DS3, per T3 TIE			CLO	PE1C3		7.76		9.18												
	Physical Collocation - Cable Records, Fiber Cable, per cable record (maximum 99 records)			CLO	PE1CB		83.37		73.49												
	Physical Collocation, Cable Records, CAT5/RJ45			CLO	PE1G5		2.22		2.62												
Virtual to Physical																					
	Physical Collocation - Virtual to Physical Collocation Relocation, per Voice Grade Circuit			CLO	PE1BV		33.00														
	Physical Collocation - Virtual to Physical Collocation Relocation, per DS0 Circuit			CLO	PE1BO		33.00														
	Physical Collocation - Virtual to Physical Collocation Relocation, per DS1 Circuit			CLO	PE1B1		52.00														

Pricing Schedule - Georgia																						
CATEGORY	RATE ELEMENTS	Interim	Zone	BCS	USOC	RATES(\$)				Svc Order Submitted Elec per LSR	Svc Order Submitted Manually per LSR	Incremental Charge - Manual Svc Order vs. Electronic-1st	Incremental Charge - Manual Svc Order vs. Electronic-Add'l	Incremental Charge - Manual Svc Order vs. Electronic-Disc 1st	Incremental Charge - Manual Svc Order vs. Electronic-Disc Add'l							
						Rec	Nonrecurring		Nonrecurring Disconnect							OSS Rates(\$)						
							First	Add'l	First							Add'l	SOMEc	SOMAN	SOMAN	SOMAN	SOMAN	SOMAN
	Physical Collocation - Virtual to Physical Collocation Relocation, per DS3 Circuit			CLO	PE1B3		52.00															
	Physical Collocation - Virtual to Physical Collocation In-Place, Per Voice Grade Circuit			CLO	PE1BR		22.59															
	Physical Collocation Virtual to Physical Collocation In-Place, Per DSO Circuit			CLO	PE1BP		22.59															
	Physical Collocation - Virtual to Physical Collocation In-Place, Per DS1 Circuit			CLO	PE1BS		32.85															
	Physical Collocation - Virtual to Physical Collocation In-Place, per DS3 Circuit			CLO	PE1BE		32.85															
Entrance Cable																						
	Physical Collocation - Fiber Cable Installation, Pricing, non-recurring charge, per Entrance Cable			CLO	PE1BD		736.20		21.49													
	Physical Collocation - Fiber Cable Support Structure, per Entrance Cable			CLO	PE1PM	7.37																
	Physical Collocation, Entrance Cable Support Structure, Copper, per each 100 pairs or fraction thereof (CO Manhole to Collocation Space)			CLO	PE1EE	0.2686																
	Physical Collocation, Entrance Cable Installation, Copper, per Cable (CO Manhole to Collocation Space)			CLO	PE1EF		754.41		21.49													
	Physical Collocation, Entrance Cable Installation, Copper, per each 100 pairs or fraction thereof (CO Manhole to Collocation Space)			CLO	PE1EG		9.11															
	Physical Collocation - Fiber Entrance Cable Installation, per Fiber			CLO	PE1ED		3.90															
VIRTUAL COLLOCATION																						
Application																						
	Virtual Collocation - Application Fee			AMTFS	EAF		608.92		0.59													
	Virtual Collocation - Co-Carrier Cross Connects/Direct Connect, Application Fee, per application			AMTFS	VE1CA		583.18															
	Virtual Collocation Administrative Only - Application Fee			AMTFS	VE1AF		609.52															
Space Preparation																						
	Virtual Collocation - Floor Space, per sq. ft.			AMTFS	ESPVX		4.71															
Power																						
	Virtual Collocation - Power, per fused amp			AMTFS	ESPAX		4.84															
Cross Connects (Cross Connects, Co-Carrier Cross Connects, and Ports)																						
	Virtual Collocation - 2-wire cross-connect, loop, provisioning			UEANL, UEA, UDN, UAL, UHL, UCL, UEQ, UNCVX, UNCDX, UNCNX	UEAC2		0.0192															
	Virtual Collocation - 4-wire cross-connect, loop, provisioning			UEA, UHL, UCL, UDL, UNCVX, UNCDX	UEAC4		0.0385															
	Virtual collocation - Special Access & UNE, cross-connect per DS1			ULR, UXTD1, UNC1X, ULDD1, U1TD1, USLEL, UNLD1, USL, UEPEX, UEPPDX	CNC1X		0.3807															
	Virtual collocation - Special Access & UNE, cross-connect per DS3			USL, UE3, U1TD3, UXTS1, UXTD3, UNCSX, UNCSX, ULDD3, U1TS1, U1DS1, UDL3X, UNLD3, XDEST	CND3X		4.15															
	Virtual Collocation - 2-Fiber Cross Connects			UDL12, UDLO3, U1T48, U1T12, U1TC3, ULDO3, ULD12, ULD48, UDF	CNC2F		1.76															
	Virtual Collocation - 4-Fiber Cross Connects			UDL12, UDLO3, U1T48, U1T12, U1TC3, ULDO3, ULD12, ULD48, UDF	CNC4F		3.53															

Pricing Schedule - Georgia																						
CATEGORY	RATE ELEMENTS	Interim	Zone	BCS	USOC	RATES(\$)				Svc Order Submitted Elec per LSR	Svc Order Submitted Manually per LSR	Incremental Charge - Manual Svc Order vs. Electronic-1st	Incremental Charge - Manual Svc Order vs. Electronic-Add'l	Incremental Charge - Manual Svc Order vs. Electronic-Disc 1st	Incremental Charge - Manual Svc Order vs. Electronic-Disc Add'l							
						Rec	Nonrecurring		Nonrecurring Disconnect							OSS Rates(\$)						
							First	Add'l	First							Add'l	SOMEc	SOMAN	SOMAN	SOMAN	SOMAN	SOMAN
	Virtual Collocation - Co-Carrier Cross Connects/Direct Connect - Fiber Cable Support Structure, per linear foot, per cable			AMTFS	VE1CB	0.001																
	Virtual Collocation - Co-Carrier Cross Connects/Direct Connect - Copper/Coax Cable Support Structure, per linear foot, per cable			AMTFS	VE1CD	0.0015																
	Virtual Collocation 2-Wire Cross Connect, Port			UEPSX, UEPSB, UEPSL, UEPSR, UEPC2	VE1R2	0.0192																
	Virtual Collocation 4-Wire Cross Connect, Port			UEPDD, UEPEX	VE1R4	0.0385																
CFA	Virtual Collocation - CFA Information Resend Request, per Premises, per Arrangement, per request			AMTFS	VE1QR		77.42															
Cable Records - Note: The rates in the First & Additional columns will actually be billed as "Initial I" & "Subsequent S" respectively																						
	Virtual Collocation Cable Records - per request			AMTFS	VE1BA		742.92	S 477.59	125.63													
	Virtual Collocation Cable Records - VG/DS0 Cable, per cable record			AMTFS	VE1BB		317.29		177.60													
	Virtual Collocation Cable Records - VG/DS0 Cable, per each 100 pair			AMTFS	VE1BC		4.47		5.29													
	Virtual Collocation Cable Records - DS1, per T1TIE			AMTFS	VE1BD		2.22		2.62													
	Virtual Collocation Cable Records - DS3, per T3TIE			AMTFS	VE1BE		7.76		9.18													
	Virtual Collocation Cable Records - Fiber Cable, per 99 fiber records			AMTFS	VE1BF		83.37		73.49													
	Virtual Collocation Cable Records - CAT 5/RJ45			AMTFS	VE1B5		2.22		2.62													
Security	Virtual collocation - Security escort, basic time, normally scheduled work hours			AMTFS	SPTBX		16.51	10.82														
	Virtual collocation - Security escort, overtime, outside of normally scheduled work hours on a normal working day			AMTFS	SPTOX		21.90	14.17														
	Virtual collocation - Security escort, premium time, outside of a scheduled work day			AMTFS	SPTPX		27.29	17.53														
Maintenance	Virtual collocation - Maintenance in CO - Basic, per half hour			AMTFS	CTRLX		26.52	10.82														
	Virtual collocation - Maintenance in CO - Overtime, per half hour			AMTFS	SPTOM		35.41	14.17														
	Virtual collocation - Maintenance in CO - Premium per half hour			AMTFS	SPTPM		44.30	17.53														
Entrance Cable	Virtual Collocation - Cable Installation Charge, per cable			AMTFS	ESPCX		796.20		21.49													
	Virtual Collocation - Cable Support Structure, per cable			AMTFS	ESPSX	7.74																
	Virtual Collocation, Entrance Cable Support Structure, Copper, per each 100 pairs or fraction thereof (CO Manhole to Frame)			AMTFS	VE1EE	0.235																
	Virtual Collocation, Entrance Cable Installation, Copper, per Cable (CO Manhole to Frame)			AMTFS	VE1EF		754.41		21.49													
	Virtual Collocation, Entrance Cable Installation, Copper, per each 100 pairs or fraction thereof (CO Manhole to Frame)			AMTFS	VE1EG		9.11															
COLLOCATION IN THE REMOTE SITE																						
Physical Remote Site Collocation																						
	Physical Collocation in the Remote Site - Application Fee			CLORS	PE1RA		300.31		132.49													
	Cabinet Space In the Remote Site per Bay/ Rack			CLORS	PE1RB	148.11																
	Physical Collocation in the Remote Site - Security Access - Key			CLORS	PE1RD		13.19															
	Physical Collocation in the Remote Site - Space Availability Report per Premises Requested			CLORS	PE1SR		109.83															
	Physical Collocation in the Remote Site - Remote Site CLLI Code Request, per CLLI Code Requested			CLORS	PE1RE		36.00															
	Remote Site DLEC Data (BRSD0), per Compact Disk, per CO			CLORS	PE1RR		116.71															
	Physical Collocation - Security Escort for Basic Time - normally scheduled work, per half hour			CLORS	PE1BT		16.51	10.82														
	Physical Collocation - Security Escort for Overtime - outside of normally scheduled working hours on a scheduled work day, per half hour			CLORS	PE1OT		21.90	14.17														

Pricing Schedule - Georgia																						
CATEGORY	RATE ELEMENTS	Interim	Zone	BCS	USOC	RATES(\$)				Svc Order Submitted Elec per LSR	Svc Order Submitted Manually per LSR	Incremental Charge - Manual Svc Order vs. Electronic-1st	Incremental Charge - Manual Svc Order vs. Electronic-Add'l	Incremental Charge - Manual Svc Order vs. Electronic-Disc 1st	Incremental Charge - Manual Svc Order vs. Electronic-Disc Add'l							
						Rec	Nonrecurring		Nonrecurring Disconnect							OSS Rates(\$)						
							First	Add'l	First							Add'l	SOMEc	SOMAN	SOMAN	SOMAN	SOMAN	SOMAN
	Physical Collocation - Security Escort for Premium Time - outside of scheduled work day, per half hour			CLORS	PE1PT		27.29	17.53														
Adjacent Remote Site Collocation																						
	Remote Site-Adjacent Collocation-Application Fee			CLORS	PE1RU		755.62	755.62														
	Remote Site-Adjacent Collocation - Real Estate, per square foot			CLORS	PE1RT	0.134																
	Remote Site-Adjacent Collocation - AC Power, per breaker amp			CLORS	PE1RS	6.27																
NOTE: If Security Escort and/or Add'l Engineering Fees become necessary for adjacent remote site collocation, the Parties will negotiate appropriate rates.																						
Virtual Remote Site Collocation																						
	Virtual Collocation in the Remote Site - Application Fee			VE1RS	VE1RB		300.31		132.49													
	Virtual Collocation in the Remote Site - Per Bay/Rack of Space			VE1RS	VE1RC	148.11																
	Virtual Collocation in the Remote Site - Space Availability Report per Premises requested			VE1RS	VE1RA	109.83																
	Virtual Collocation in the Remote Site - Remote Site CLLI Code Request, per CLLI Code Requested			VE1RS	VE1RL	36.00																
ADJACENT COLLOCATION																						
	Adjacent Collocation - Space Charge per Sq. Ft.			CLOAC	PE1JA	0.1725																
	Adjacent Collocation - Electrical Facility Charge per Linear Ft.			CLOAC	PE1JC	4.12																
	Adjacent Collocation - 2-Wire Cross-Connects			UEANL,UEQ,UEA,U	PE1JE	0.0176																
	Adjacent Collocation - 4-Wire Cross-Connects			CL,UAL,UHL,UDN	PE1JF	0.0353																
	Adjacent Collocation - DS1 Cross-Connects			UEA,UHL,UDL,UCL	PE1JG	0.3686																
	Adjacent Collocation - DS3 Cross-Connects			USL	PE1JH	4.83																
	Adjacent Collocation - 2-Fiber Cross-Connect			UE3	PE1JI	1.69																
	Adjacent Collocation - 4-Fiber Cross-Connect			CLOAC	PE1JK	3.31																
	Adjacent Collocation - Application Fee			CLOAC	PE1JB		1,380.83		0.50													
	Adjacent Collocation - 120V, Single Phase Standby Power Rate per AC Breaker Amp			CLOAC	PE1JL	5.16																
	Adjacent Collocation - 240V, Single Phase Standby Power Rate per AC Breaker Amp			CLOAC	PE1JM	10.34																
	Adjacent Collocation - 120V, Three Phase Standby Power Rate per AC Breaker Amp			CLOAC	PE1JN	15.50																
	Adjacent Collocation - 277V, Three Phase Standby Power Rate per AC Breaker Amp			CLOAC	PE1JO	35.79																
	Adjacent Collocation - 240V, Three Phase Standby Power Rate per AC Breaker Amp			CLOAC	PE1JD	35.79																
DIRECTORY DELIVERY																						
	Each subscriber will receive one (1) copy per primary End User listing of AT&T White Pages directory in the same manner and at the same time that they are delivered to AT&T's subscribers during the annual delivery of newly published directories.																					
BRANDING - DIRECTORY ASSISTANCE																						
Facility Based CLEC																						
	Recording and Provisioning of DA Custom Branded Announcement			AMT	CBADA		3,000.00	3,000.00														
	Loading of Custom Branded Announcement per Switch per OCN			AMT	CBADC		1,170.00	1,170.00														
Wholesale CLEC																						
	Recording of DA Custom Branded Announcement						3,000.00	3,000.00														
	Loading of DA Custom Branded Announcement per Switch per OCN						1,170.00	1,170.00														
Unbranding via OLNS for Wholesale CLEC																						
	Loading of DA per OCN (1 OCN per Order)						420.00	420.00														
	Loading of DA per Switch per OCN						16.00	16.00														
DIRECTORY ASSISTANCE SERVICES																						
DIRECTORY ASSISTANCE ACCESS SERVICE																						
	Directory Assistance Access Service Calls, Charge Per Call						0.31															
DIRECTORY ASSISTANCE CALL COMPLETION ACCESS SERVICE (DACC)																						

Pricing Schedule - Georgia										Svc Order Submitted Elec per LSR	Svc Order Submitted Manually per LSR	Incremental Charge - Manual Svc Order vs. Electronic-1st	Incremental Charge - Manual Svc Order vs. Electronic-Add'l	Incremental Charge - Manual Svc Order vs. Electronic-Disc 1st	Incremental Charge - Manual Svc Order vs. Electronic-Disc Add'l
CATEGORY	RATE ELEMENTS	Interim	Zone	BCS	USOC	RATES(\$)				SOMEc	SOMAN	SOMAN	SOMAN	SOMAN	SOMAN
						Rec	Nonrecurring		Nonrecurring Disconnect						
						First	Add'l	First	Add'l						
	Directory Assistance Call Completion Access Service (DACC), Per Call Attempt					0.10									
	Directory Assistance - Rate Reference Initial Load					5,000.00									
	Directory Assistance - Rate Reference Subsequent Load						1,500.00								
Directory Assistance Database Service (DADS)															
	Directory Assistance Database Service (DADS)-Initial Load, per listing					0.04									
	Directory Assistance Database Service (DADS)-Update, per listing					0.04									
	Directory Assistance Database Service (DADS)-Monthly Recurring Fee					150.00									
BRANDING - OPERATOR CALL PROCESSING															
Facility based CLEC															
	Recording of Custom Branded OA Announcement			AMT	CBAOS	7,000.00	7,000.00								
	Loading of Custom Branded OA Announcement per shell/NAV per OCN			AMT	CBAOL	500.00	500.00								
Wholesale CLEC															
	Recording of Custom Branded OA Announcement					7,000.00	7,000.00								
	Loading of Custom Branded OA Announcement per shell/NAV per OCN					500.00	500.00								
	Loading of OA Custom Branded Announcement per Switch per OCN					1,170.00	1,170.00								
	Unbranding via OLNS for Wholesale CLEC					1,200.00	1,200.00								
	Loading of OA per OCN (Regional)														
INWARD OPERATOR SERVICES															
	Inward Operator Svcs - Verification, Per Minute					1.15									
	Inward Operator Services - Verification and Emergency Interrupt - Per Minute					1.15									
OPERATOR CALL PROCESSING															
	Oper. Call Processing - Oper. Provided, Per Min. - Using BST LIDB					1.20									
	Oper. Call Processing - Oper. Provided, Per Min. - Using Foreign LIDB					1.24									
	Oper. Call Processing - Fully Automated, per Call - Using BST LIDB					0.20									
	Oper. Call Processing - Fully Automated, per Call - Using Foreign LIDB					0.20									
	Operator Services - Rate Reference Initial Load					5,000.00									
	Operator Services - Rate Reference Subsequent Load						1,500.00								
STRUCTURE ACCESS															
NOTE: Urban and non-urban are defined by the Bureau of Census as follows: Urban is a city plus the closely-settled urban fringe that together have a minimum population of 50,000. Non-urban is less than 50,000. Conduit rates will apply to each passageway (Innerelect).															
For the purpose of determining the Duct feet chargeable, the Duct considered occupied shall be measured from the center to center of adjacent Manhole(s), or from the center of a Manhole to the end of a Duct not terminated in a Manhole.															
The above rates are not applicable for crossings of any navigable waterway. Rates for navigable waterway crossings will be calculated on an individual case basis.															
	Poles & Ducts - Poles (\$/attachment/yr.) NON-URBAN					9.02									
	Poles & Ducts - Poles (\$/attachment/yr.) URBAN					5.98									
	Poles & Ducts - Per Foot Conduit Occupancy Fees - Full Duct (\$/ft/yr.)					0.25									
	Pole Attachment Transfer Rate					41.00									
	Cable Rate					3.95									
BONA FIDE REQUEST															
	Deposit					2000.00									