

State of Florida



Public Service Commission

CAPITAL CIRCLE OFFICE CENTER • 2540 SHUMARD OAK BOULEVARD
TALLAHASSEE, FLORIDA 32399-0850

10 OCT 19 AM 10:54

-M-E-M-O-R-A-N-D-U-M-

COMMISSION
CLERK

DATE: October 18, 2010
TO: Ann Cole, Commission Clerk - PSC, Office of Commission Clerk
FROM: *LR* Lydia Roberts, Regulatory Analyst II, Division of Economic Regulation
RE: Docket No. 090346-WU - Application for staff-assisted rate case in Lake County
by Brendenwood Water System, Inc.

The attached documents were sent to the Division of Economic Regulation. Please incorporate the attached documents into the docket file.

DOCUMENT NUMBER DATE

08733 OCT 19 2

FPSC-COMMISSION CLERK

October 6, 2010

Brendenwood Water System
3153 Penwa Ct.
Longwood, FL 32779
(407) 333-0182

RECEIVED-FPSC

10 OCT 11 AM 8:33

COMMISSION
CLERK

10 OCT 11 AM 7:24
COMMUNICATION CENTER

Robert Simpson, Engineering Specialist
Bureau of Certification, Economics & Tariffs
Public Service Commission
Tallahassee, FL

RE: REQUIRED DOCUMENTATION - 090346-WU - Brendenwood Water System

Dear Mr. Simpson:

Attached is the required documentation concerning the appropriate adjustments to the primary accounts for Brendenwood Water System, Inc. for the staff-assisted rate case, Docket No. 090346-WU.

We apologize for not providing this information by the original due date of 7/16/10. We will make every effort to provide timely information in the future.

Attached are the following documents:

- The PSC letter requesting this documentation (I)
- The PSC approved balances for plant and deprec. for year end 6/30/09 Schedule (II)
- Brendenwood Water's Balance Sheet reflecting adjusted balances for 6/30/09 (A)
- Brendenwood Water's detail transactions to Accum. Deprec and Deprec. (B)
- Brendenwood Water's detail transactions to CIAC Amort. and Amort Exp. (c)

We have also attached the following reports required for PSC to monitor the effects resulting from changes in revenue to our system:

- Brendenwood Water's monthly reports (June 09, July 09, Aug 09, Sept 09) reflecting 1) bills rendered, 2) consumption billed, and 3) revenues billed (D)

Please let us know if additional information is needed.


Deborah Day Braceland
Brendenwood Water System

DOCUMENT NUMBER DATE

08733 OCT 19 09

FPSC-COMMISSION CLERK

10 OCT 11 AM 10:50
DIVISION OF
ECONOMIC REGULATION

10 OCT 11 AM 10:50

STATE OF FLORIDA
PUBLIC SERVICE
COMMISSION

COMMISSIONERS:
NANCY ARGENZIANO, CHAIRMAN
LISA POLAK EDGAR
NATHAN A. SKOP
ART GRAHAM
RONALD A. BRISÉ

STATE OF FLORIDA



MARSHALL WILLIS, DIRECTOR
DIVISION OF ECONOMIC REGULATION
(850) 413-6900

①

Public Service Commission

September 23, 2010

Mrs. Deborah J. Day Braceland
Brendenwood Water System, Inc.
3153 Penwa Court
Longwood, Florida 32779-3109

Re: Docket No. 090346-WU, Application for staff-assisted rate case in Lake County by Brendenwood Water System, Inc.

Dear Mrs. Day Braceland:

Pursuant to Order No. PSC-10-0167-PAA-WU, issued March 23, 2010, and consummated by Order No. PSC-10-0236-CO-SU, issued on April 16, 2010, Brendenwood Water System, Inc., was required to "provide proof within 90 days of the final order [Consummating Order] issued in this docket that the appropriate adjustments for all the applicable NARUC USOA [National Association of Regulatory Utility Commissioners Uniform System of Accounts] primary accounts" had been made. Because the Consummating Order was issued on April 16, 2010, such proof should have been submitted by no later than July 16, 2010.

Please provide the required documentation concerning appropriate adjustments to the primary accounts by October 15, 2010. Failure to provide the required information by that date could result in staff proceeding with a show cause recommendation pursuant to Section 367.161, Florida Statutes (F.S.). Pursuant to paragraph 367.161(2), F.S., if a utility "is found to have refused to comply with, or to have willfully violated, any lawful rule or order of the Commission . . . a penalty for each offense of not more than \$5,000" may be imposed by the Commission." That same paragraph further states: "Each day that such refusal or violation continues constitutes a separate offense." Therefore, the utility faces fines of up to \$5,000 per day for each day it fails to comply with Order No. PSC-10-0167-PAA-SU.

In addition, the order required the Utility to complete pro forma plant improvements within 12 months of the issuance of the Consummating Order. The pro forma improvements include the refurbishment of its 3,500-gallon hydropneumatic tank. The deadline for completing the additions is April 16, 2011, and this deadline must be met in order for the Utility to be allowed to implement the Phase 2 rates authorized by the Commission. Verification must be provided to the Commission in the form of a copy of final invoice(s) and cancelled check(s) for the refurbishment of the hydropneumatic tank. In addition, please submit documentation from a professional engineer indicating that the refurbishment was done in compliance with AWWA

Mrs. Deborah J. Day Braceland


September 23, 2010

Page 2

standards. Please provide the required information demonstrating that the improvements have been completed by May 16, 2011.

Please submit the required information to the Office of Commission Clerk, Florida Public Service Commission, 2540 Shumard Oak Blvd., Tallahassee, Florida, 32399-0850. If you have any questions, please contact me at (850) 413-7001 or rsimpson@psc.state.fl.us.

Sincerely,



Robert Simpson
Engineering Specialist
Bureau of Certification, Economics & Tariffs

RS:lr

cc: Division of Economic Regulation (Daniel, Roberts, Hudson, Maurey)
Office of General Counsel (Williams)
Office of Commission Clerk (Docket No. 090346-WU)

(11)

Docket No. 090346-WU, Brendenwood Water System, Inc.
Commission Approved Balances per Order No. PSC-10-0167-PAA-WU for year end
6/30/2009

WATER

<u>ACCOUNT</u>	<u>Depr. Rate Per Rule 25-30.140</u>	<u>DESCRIPTION</u>	<u>Debit PLANT 6/30/2009</u>	<u>Credit ACCUM. DEPR. 6/30/2009</u>
301	2.50%	Organization	\$0	\$0
304	3.70%	Structures	\$2,352	\$755
307	3.70%	Wells & Spring	\$0	\$0
309	3.13%	Supply Mains	\$0	\$0
310	5.88%	Power Generation Equipment	\$0	\$0
311	5.88%	Pumping Equipment	\$5,383	\$1,063
320	5.88%	Water Treatment Equipment	\$2,265	\$1,127
330	3.03%	Storage Tank	\$0	\$0
331	2.63%	Trans & Dist. Mains - Pipes	\$0	\$0
333	2.86%	Service to Customers	\$0	\$0
334	5.88%	Meters	\$524	\$71
335	2.50%	Fire Hydrant	\$0	\$0
340	6.67%	Office Furniture & Equipment	\$1,155	\$423
341	16.67%	Transportation Equipment	\$0	\$0
343	6.67%	Tools & Shop Equipment	\$0	\$0
		Total	<u><u>\$11,679</u></u>	<u><u>\$3,439</u></u>

<u>Debit</u>	<u>Credit</u>
<u>CIAC AMORT. 6/30/2009</u>	<u>CIAC 6/30/2009</u>
\$1,277	\$1,577

BRENDENWOOD WATER SYSTEM, INC.

Balance Sheet

As of June 30, 2009

(A)

	<u>Jun 30, 09</u>
ASSETS	
Current Assets	
Checking/Savings	
100 · Checking	2,188.17
Total Checking/Savings	2,188.17
Other Current Assets	
145 · Electric Deposit	255.00
Total Other Current Assets	255.00
Total Current Assets	2,443.17
Fixed Assets	
108 · Accumulated Depreciation	-3,438.58
301 · Land	1,100.00
304 · Structures & Improvements	2,351.99
311 · Pumping Equipment	5,382.68
320 · Water Treatment Equipment	2,264.91
334 · Meter & Meter Installations	523.35
340 · Office Furniture & Equipment	1,155.58
Total Fixed Assets	9,339.93
Other Assets	
186.2 · Misc Defer Debits-PSC	200.00
Total Other Assets	200.00
TOTAL ASSETS	<u>11,983.10</u>
LIABILITIES & EQUITY	
Liabilities	
Long Term Liabilities	
271 · Contributions in Aid of Constr	1,577.00
272 · Accum Amort of CIAC	-1,277.00
Total Long Term Liabilities	300.00
Total Liabilities	300.00
Equity	
211 · Open Bal Equity-Pd in Capital	13,552.00
213 · Owner's Equity - Draw	-3,800.00
216 · Retained Earnings	-1,181.25
Net Income	3,112.35
Total Equity	11,683.10
TOTAL LIABILITIES & EQUITY	<u>11,983.10</u>

SEE (ATTACHMENT B)
 3,439 ACCUM DEPR
 2,352 }
 5,383 } 11,679 PLANT
 2,265 }
 523 }
 1,156 }

1,577 CIAC
 -1,277 CIAC AMORT.
 (SEE ATTACHMENT C)

BRENDENWOOD WATER SYSTEM, INC.

Balance Sheet Detail

As of June 30, 2009

(B)

Type	Date	Num	Name	Memo	Cir	Split	Amount	Balance	
ASSETS								-1,556.73	
Current Assets								0.00	
Checking/Savings								0.00	
100 - Checking								0.00	
Total 100 - Checking								0.00	
131 - First Federal Ins-Reserve								0.00	
Total 131 - First Federal Ins-Reserve								0.00	
Total Checking/Savings								0.00	
Accounts Receivable								0.00	
1200 - Accounts Receivable								0.00	
Total 1200 - Accounts Receivable								0.00	
Total Accounts Receivable								0.00	
Other Current Assets								0.00	
141 - Due From Owner - Deborah Day								0.00	
Total 141 - Due From Owner - Deborah Day								0.00	
141.5 - Customer Accounts Receivable								0.00	
Total 141.5 - Customer Accounts Receivable								0.00	
145 - Electric Deposit								0.00	
Total 145 - Electric Deposit								0.00	
Total Other Current Assets								0.00	
Total Current Assets								0.00	
Fixed Assets								-1,556.73	
108 - Accumulated Depreciation								-1,556.73	
General Journal	12/31/2008	JE8-2...	Str & Impr Jul...		403 - Deprecia...		-48.65	-1,605.38	
General Journal	12/31/2008	JE8-2...	Pump Eqp Jul...		403 - Deprecia...		-169.63	-1,775.01	
General Journal	12/31/2008	JE8-2...	Water Treat J...		403 - Deprecia...		-31.56	-1,806.57	
General Journal	12/31/2008	JE8-2...	Office Furn J...		403 - Deprecia...		-96.30	-1,902.87	
General Journal	12/31/2008	JE8-2...	Meter Jul-Dec		403 - Deprecia...		-10.32	-1,913.19	
General Journal	1/1/2009	JE13-...	Retire Chlorin...		-SPLIT-		210.00	-1,703.19	
General Journal	1/1/2009	JE13-...	Retire Chlorin...		108 - Accumul...		220.00	-1,483.19	
General Journal	6/30/2009	JE5-2...	Jan-Jun 09 D...		403 - Deprecia...		-48.65	-1,531.84	
General Journal	6/30/2009	JE5-2...	Jan-Jun 09 D...		403 - Deprecia...		-169.63	-1,701.47	
General Journal	6/30/2009	JE5-2...	Jan-Jun 09 D...		403 - Deprecia...		-31.56	-1,733.03	
General Journal	6/30/2009	JE5-2...	Jan-Jun 09 D...		403 - Deprecia...		-96.30	-1,829.33	
General Journal	6/30/2009	JE5-2...	Jan-Jun 09 D...		403 - Deprecia...		-15.39	-1,844.72	
General Journal	6/30/2009	JE14-...	Str & Impr PS...		-SPLIT-		13.82	-1,830.90	
General Journal	6/30/2009	JE14-...	Pump Eqp PS...		108 - Accumul...		-2,189.17	-4,020.07	
General Journal	6/30/2009	JE14-...	Water Treat ...		108 - Accumul...		751.79	-3,268.28	
General Journal	6/30/2009	JE14-...	Office Furn P...		108 - Accumul...		-93.30	-3,361.58	
General Journal	6/30/2009	JE14-...	Meters PSC ...		108 - Accumul...		-3.00	-3,364.58	
General Journal	6/30/2009	JE14-...	Power Eqp P...		108 - Accumul...		-74.00	-3,438.58	
Total 108 - Accumulated Depreciation								-1,881.85	-3,438.58
301 - Land								0.00	
Total 301 - Land								0.00	
304 - Structures & Improvements								0.00	
Total 304 - Structures & Improvements								0.00	
311 - Pumping Equipment								0.00	
Total 311 - Pumping Equipment								0.00	
320 - Water Treatment Equipment								0.00	
Total 320 - Water Treatment Equipment								0.00	
334 - Meter & Meter Installations								0.00	
Total 334 - Meter & Meter Installations								0.00	
340 - Office Furniture & Equipment								0.00	
Total 340 - Office Furniture & Equipment								0.00	

ADJUSTMENTS
TO ACCUM.
DEPREC.
6/30/09

1:52 PM

10/06/10

Accrual Basis

BRENDENWOOD WATER SYSTEM, INC.

Profit & Loss Detail

July 2008 through June 2009

Type	Date	Num	Name	Memo	Clr	Split	Amount	Balance
Ordinary Income/Expense								
Expense								
403 - Depreciation Expense								
General Journal	12/31/2008	JE8-2...	Str & Impr Jul...			-SPLIT-	48.65	48.65
General Journal	12/31/2008	JE8-2...	Pump Eqp Jul...			403 - Deprecia...	169.63	218.28
General Journal	12/31/2008	JE8-2...	Water Treat J...			403 - Deprecia...	31.56	249.84
General Journal	12/31/2008	JE8-2...	Office Furn J...			403 - Deprecia...	96.30	346.14
General Journal	12/31/2008	JE8-2...	Meter Jul-Dec			403 - Deprecia...	10.32	356.46
General Journal	6/30/2009	JE5-2...	Jan-Jun 09 D...			-SPLIT-	48.65	405.11
General Journal	6/30/2009	JE5-2...	Jan-Jun 09 D...			403 - Deprecia...	169.63	574.74
General Journal	6/30/2009	JE5-2...	Jan-Jun 09 D...			403 - Deprecia...	31.56	606.30
General Journal	6/30/2009	JE5-2...	Jan-Jun 09 D...			403 - Deprecia...	96.30	702.60
General Journal	6/30/2009	JE5-2...	Jan-Jun 09 D...			403 - Deprecia...	15.39	717.99
General Journal	6/30/2009	JE14-...	Str & Impr PS...			108 - Accumul...	-13.82	704.17
General Journal	6/30/2009	JE14-...	Pump Eqp PS...			108 - Accumul...	2,189.17	2,893.34
General Journal	6/30/2009	JE14-...	Water Treat ...			108 - Accumul...	-751.79	2,141.55
General Journal	6/30/2009	JE14-...	Office Furn P...			108 - Accumul...	93.30	2,234.85
General Journal	6/30/2009	JE14-...	Meters PSC ...			108 - Accumul...	3.00	2,237.85
General Journal	6/30/2009	JE14-...	Power Eqp P...			108 - Accumul...	74.00	2,311.85
Total 403 - Depreciation Expense							2,311.85	2,311.85
Total Expense							2,311.85	2,311.85
Net Ordinary Income							-2,311.85	-2,311.85
Net Income							-2,311.85	-2,311.85

BRENDENWOOD WATER SYSTEM, INC.
Balance Sheet Detail
 As of June 30, 2009

C

Type	Date	Num	Name	Memo	Clr	Split	Amount	Balance	
LIABILITIES & EQUITY								-1,237.26	
Liabilities								-1,237.26	
Current Liabilities								0.00	
Accounts Payable								0.00	
231 - Accounts Payable								0.00	
Total 231 - Accounts Payable								0.00	
Total Accounts Payable								0.00	
Credit Cards								0.00	
Total Credit Cards								0.00	
Other Current Liabilities								0.00	
232 - Note Payable								0.00	
Total 232 - Note Payable								0.00	
Total Other Current Liabilities								0.00	
Total Current Liabilities								0.00	
Long Term Liabilities								-1,237.26	
271 - Contributions in Aid of Constr								0.00	
Total 271 - Contributions in Aid of Constr								0.00	
272 - Accum Amort of CIAC								-1,237.26	
272.1 - Amortization of CIAC - Corr Bal								0.00	
Total 272.1 - Amortization of CIAC - Corr Bal								0.00	
272 - Accum Amort of CIAC - Other								-1,237.26	
General Journal	12/31/2008	JE9-2...		CIAC Amort J...		407 - Amortizat...	-47.62	-1,284.88	
General Journal	6/30/2009	JE4-2...		CIAC Amort J...		407 - Amortizat...	-47.63	-1,332.51	
General Journal	6/30/2009	JE14-...		CIAC PSC SA...		108 - Accumul...	55.51	-1,277.00	
Total 272 - Accum Amort of CIAC - Other								-39.74	-1,277.00
Total 272 - Accum Amort of CIAC								-39.74	-1,277.00
Total Long Term Liabilities								-39.74	-1,277.00
Total Liabilities								-39.74	-1,277.00
Equity								0.00	
211 - Open Bal Equity-Pd in Capital								0.00	
Total 211 - Open Bal Equity-Pd in Capital								0.00	
213 - Owner's Equity - Draw								0.00	
Total 213 - Owner's Equity - Draw								0.00	
215 - Retained Earnings								0.00	
Total 215 - Retained Earnings								0.00	
Net Income								0.00	
Total Net Income								0.00	
Total Equity								0.00	
TOTAL LIABILITIES & EQUITY							-39.74	-1,277.00	

ADJUSTMENTS
 TO CIAC
 AMORTIZATION
 6/30/09

1:52 PM
 10/06/10
 Accrual Basis

BRENDENWOOD WATER SYSTEM, INC.
Profit & Loss Detail
 July 2008 through June 2009

Type	Date	Num	Name	Memo	Clr	Split	Amount	Balance
Ordinary Income/Expense								
Expense								
407 - Amortization Expense								
General Journal	12/31/2008	JE9-2...		CIAC Amort J...		272 - Accum A...	-47.62	-47.62
General Journal	6/30/2009	JE4-2...		CIAC Amort J...		272 - Accum A...	-47.63	-95.25
General Journal	6/30/2009	JE14-...		CIAC PSC SA...		108 - Accumul...	55.51	-39.74
Total 407 - Amortization Expense							-39.74	-39.74
Total Expense							-39.74	-39.74
Net Ordinary Income							39.74	39.74
Net Income							39.74	39.74

BRENDENWOOD WATER SYSTEM

BILLING MONTH: JUNE 2010

METER READ DATE: 6/25/10

file: brenwJun10

PAYMENT DUE DATE: 7/16/2010

①

<u>LOT #</u>	<u>CUSTOMER NAME</u>	<u>GALLONS</u>	<u>COST</u>	<u>DATE PAID</u>
1	Anthony Stedrak	0	\$14.48	
2	Barb & Steve Herrington	6,000	\$26.53	
3	Karen Santos	24,000	\$96.93	
4	Lori Willey	18,000	\$73.53	
6	Stephanie R Meadows	5,000	\$24.33	
7	Patrick Lyons	34,000	\$143.93	
8	Jack Smith	17,000	\$66.13	
9	Glenn & Candace Crumm	5,000	\$24.33	
10	Kay Wonder	16,000	\$61.73	
11	Philip Thurman	5,000	\$24.33	
12	Hoyt & Betty Stough	3,000	\$20.39	
13	Sandra Terry	7,000	\$28.73	
14	Marie J. Gan	12,000	\$44.13	
16	Raquel Colon &	7,000	\$28.73	
17	Brian Allen	1,000	\$16.45	
18	Doug & Julie Bickford	4,000	\$22.36	
19	Eugene Collins	15,000	\$57.33	
20	Andrew Morgan	6,000	\$26.53	
21	Vernon Kessler	21,000	\$83.73	
22	William G. Davis	16,000	\$61.73	
23	Rita Walker	36,000	\$152.73	
24	Geraldine Knupp	22,000	\$88.13	
25	Donald Lippincott	1,000	\$16.45	
26	John F. Strakis	11,000	\$39.73	
27	Jane Uglione	20,000	\$79.33	
28	Mrs Tom Borden	14,000	\$52.93	
29	Lelayna France	10,000	\$38.33	
30	Ed & Elaine McIntyre	2,000	\$18.42	
31	Teresa Blake	11,000	\$39.73	
32	Colleen Register	2,000	\$18.42	
33	Ron & Sandra Moser	3,000	\$20.39	
34	Danielle Peeler	4,000	\$22.36	
35	Mary Lundstedt	21,000	\$83.73	
36	David Pepper	6,000	\$26.53	
37	Stanley Zydek	2,000	\$18.42	
38	Kevin R. Jenness	43,000	\$180.53	
39	John Sorensen	6,000	\$26.53	
40	Lyle Mitchell	5,000	\$24.33	
41	Donna Miller	8,000	\$30.93	
42	Amy & Dustin Kofahl	1,000	\$16.45	
43	Mark Sexton	11,000	\$42.73	
44	Judy Costello	5,000	\$24.33	
45	Cliff Garner, Jr	8,000	\$30.93	
46	Michael Hetchler	0	\$14.48	
47	James Williams	17,000	\$69.13	
48	Joe Collins	7,000	\$28.73	
1J	Robert C Granger, Sr	24,000	\$96.93	
2J	Martha Sprenkle	6,000	\$26.53	
5J	Vernon Lower	18,000	\$70.53	
7J	Mr. Alderton	23,000	\$92.53	
8J	Robert Simons	17,000	\$66.13	
9J	David & Peggy Green	21,000	\$83.73	
10J	Mary Krautsack	10,000	\$35.33	
PO	Grand Island Post Office	0	\$17.48	
6J	Jacqueline McLendon	27,000	\$110.13	
4J	Michael & Elisa Romano	22,000	\$88.13	
3J	Vickie Baxter	33,000	\$136.53	
5	Chuck Theobald	20,000	\$79.33	
	TOTAL	719,000	\$3,054.40	

JUNE 2010

58 BILLS

719,000 CONSUMPTION

\$3,054.40 REVENUES

BRENDENWOOD WATER SYSTEM

METER READ DATE: 7/28/10

file: brenwJul10

BILLING MONTH: JULY 2010

PAYMENT DUE DATE: 8/19/2010

<u>LOT #</u>	<u>CUSTOMER NAME</u>	<u>GALLONS</u>	<u>COST</u>	<u>DATE PAID</u>
13	Lot 13	2,000	\$18.42	
1	Anthony Stedrak	0	\$14.48	
2	Barb & Steve Herrington	7,000	\$31.73	
3	Karen Santos	26,000	\$105.73	
4	Lori Willey	14,000	\$55.93	
6	Stephanie R Meadows	7,000	\$28.73	
7	Patrick Lyons	43,000	\$180.53	
8	Jack Smith	19,000	\$74.93	
9	Glenn & Candace Crumm	5,000	\$24.33	
10	Kay Wonder	21,000	\$83.73	
11	Philip Thurman	7,000	\$28.73	
12	Hoyt & Betty Stough	4,000	\$22.36	
13	Sandra Terry	1,000	\$16.45	
14	Marie J. Gan	8,000	\$30.93	
16	Raquel Colon &	10,000	\$35.33	
17	Brian Allen	1,000	\$16.45	
18	Doug & Julie Bickford	4,000	\$22.36	
19	Eugene Collins	18,000	\$70.53	
20	Andrew Morgan	12,000	\$44.13	
21	Vernon Kessler	28,000	\$114.53	
22	William G. Davis	15,000	\$57.33	
23	Rita Walker	24,000	\$99.93	
24	Geraldine Knupp	37,000	\$154.13	
25	Donald Lippincott	1,000	\$16.45	
26	John F. Strakis	12,000	\$44.13	
27	Jane Uglione	20,000	\$79.33	
28	Mrs Tom Borden	16,000	\$61.73	
29	Lelayna France	12,000	\$44.13	
30	Ed & Elaine McIntyre	2,000	\$21.42	
31	Teresa Blake	17,000	\$66.13	
32	Colleen Register	3,000	\$20.39	
33	Ron & Sandra Moser	4,000	\$22.36	
34	Danielle Peeler	13,000	\$48.53	
35	Mary Lundstedt	32,000	\$132.13	
36	David Pepper	7,000	\$28.73	
37	Stanley Zydek	2,000	\$18.42	
38	Kevin R. Jenness	36,000	\$149.73	
39	John Sorensen	15,000	\$57.33	
40	Lyle Mitchell	6,000	\$26.53	
41	Donna Miller	10,000	\$35.33	
42	Amy & Dustin Kofahl	2,000	\$18.42	
43	Mark Sexton	9,000	\$33.13	
44	Judy Costello	11,000	\$39.73	
45	Cliff Garner, Jr	10,000	\$35.33	
46	Michael Hetchler	5,000	\$27.33	
47	James Williams	16,000	\$64.73	
48	Joe Collins	13,000	\$48.53	
1J	Robert C Granger, Sr	30,000	\$123.33	
2J	Martha Sprengle	8,000	\$30.93	
5J	Vernon Lower	15,000	\$57.33	
7J	Mr. Alderton	27,000	\$110.13	
8J	Robert Simons	0	\$14.48	
9J	David & Peggy Green	19,000	\$74.93	
10J	Mary Krautsack	19,000	\$74.93	
PO	Grand Island Post Office	1,000	\$17.48	
6J	Jacqueline McLendon	33,000	\$136.53	
4J	Michael & Elisa Romano	16,000	\$61.73	
3J	Vickie Baxter	31,000	\$127.73	
5	Chuck Theobald	15,000	\$57.33	
TOTAL		801,000	\$3,358.59	

JULY 2010

59 BILLS

801,000 CONSUMPTION

\$ 3,358.59 REVENUES

BRENDEWOOD WATER SYSTEM

METER READ DATE: 8/27/10

file: brenwAug10

BILLING MONTH: AUGUST 2010

PAYMENT DUE DATE: 9/18/2010

LOT #	CUSTOMER NAME	GALLONS	COST	DATE PAID
1	Anthony Stedrak	0	\$14.48	
2	Barb & Steve Herrington	6,000	\$29.53	
3	Karen Santos	3,000	\$20.39	
4	Lori Willey	9,000	\$36.13	
6	Stephanie R Meadows	5,000	\$24.33	
7	Patrick Lyons	36,000	\$152.73	
8	Jack Smith	11,000	\$39.73	
9	Glenn & Candace Crumm	7,000	\$28.73	
10	Kay Wonder	20,000	\$79.33	
11	Philip Thurman	4,000	\$22.36	
12	Hoyt & Betty Stough	3,000	\$20.39	
13	Brenda Hinzmann	2,000	\$18.42	
14	Marie J. Gan	8,000	\$30.93	
16	Raquel Colon &	10,000	\$35.33	
17	Brian Allen	1,000	\$16.45	
18	Doug & Julie Bickford	4,000	\$22.36	
19	Eugene Collins	7,000	\$28.73	
20	Andrew Morgan	1,000	\$16.45	
21	Vernon Kessler	10,000	\$35.33	
22	William G. Davis	7,000	\$28.73	
23	Rita Walker	14,000	\$55.93	
24	Geraldine Knupp	29,000	\$118.93	
25	Donald Lippincott	0	\$14.48	
26	John F. Strakis	3,000	\$20.39	
27	Jane Uglione	6,000	\$26.53	
28	Mrs Tom Borden	11,000	\$39.73	
29	Lelayna France	12,000	\$47.13	
30	Ed & Elaine McIntyre	1,000	\$19.45	
31	Teresa Blake	3,000	\$23.39	
32	Colleen Register	3,000	\$20.39	
33	Ron & Sandra Moser	5,000	\$24.33	
34	Danielle Peeler	11,000	\$39.73	
35	Mary Lundstedt	8,000	\$30.93	
36	David Pepper	4,000	\$25.36	
37	Stanley Zydek	2,000	\$18.42	
38	Kevin R. Jenness	13,000	\$48.53	
39	John Sorensen	17,000	\$66.13	
40	Lyle Mitchell	6,000	\$26.53	
41	Donna Miller	2,000	\$18.42	
42	Amy & Dustin Kofahl	1,000	\$16.45	
43	Mark Sexton	7,000	\$31.73	
44	Judy Costello	3,000	\$20.39	
45	Cliff Garner, Jr	12,000	\$44.13	
46	Michael Hetchler	5,000	\$27.33	
47	James Williams	17,000	\$69.13	
48	Joe Collins	4,000	\$22.36	
1J	Robert C Granger, Sr	44,000	\$184.93	
2J	Martha Sprenkle	2,000	\$18.42	
5J	Vernon Lower	7,000	\$28.73	
7J	Mr. Alderton	10,000	\$35.33	
8J	Robert Simons	10,000	\$35.33	
9J	David & Peggy Green	23,000	\$92.53	
10J	Mary Krautsack	4,000	\$22.36	
PO	Grand Island Post Office	1,000	\$17.48	
6J	Jacqueline McLendon	11,000	\$39.73	
4J	Michael & Elisa Romano	19,000	\$74.93	
3J	Vickie Baxter	9,000	\$33.13	
5	Chuck Theobald	15,000	\$57.33	
	TOTAL	508,000	\$2,257.34	

AUGUST 2010
 58 BILLS
 508000 CONSUMPTION
 \$2,257³⁴ REVENUES

BRENDENWOOD WATER SYSTEM

BILLING MONTH: SEPTEMBER 2010

METER READ DATE: 9/27/10

file: brenwSep10

PAYMENT DUE DATE: 10/21/2010

<u>LOT #</u>	<u>CUSTOMER NAME</u>	<u>GALLONS</u>	<u>COST</u>	<u>DATE PAID</u>
1	Anthony Stedrak	0	\$14.48	
2	Barb & Steve Herrington	7,000	\$28.73	
3	Karen Santos	24,000	\$96.93	
4	Lori Willey	8,000	\$33.93	
6	Stephanie R Meadows	7,000	\$28.73	
7	Patrick Lyons	39,000	\$162.93	
8	Jack Smith	26,000	\$105.73	
9	Glenn & Candace Crumm	2,000	\$18.42	
10	Kay Wonder	19,000	\$74.93	
11	Philip Thurman	7,000	\$28.73	
12	Hoyt & Betty Stough	3,000	\$20.39	
13	Brenda Hinzmann	5,000	\$24.33	
14	Marie J. Gan	25,000	\$101.33	
16	Raquel Colon &	11,000	\$42.73	
17	Brian Allen	2,000	\$18.42	
18	Doug & Julie Bickford	4,000	\$22.36	
19	Eugene Collins	20,000	\$79.33	
20	Andrew Morgan	9,000	\$33.13	
21	Vernon Kessler	30,000	\$123.33	
22	William G. Davis	16,000	\$61.73	
23	Rita Walker	13,000	\$51.53	
24	Geraldine Knupp	37,000	\$157.13	
25	Donald Lippincott	1,000	\$16.45	
26	John F. Strakis	16,000	\$61.73	
27	Jane Uglione	28,000	\$114.53	
28	Mrs Tom Borden	22,000	\$88.13	
29	Lelayna France	12,000	\$47.13	
30	Ed & Elaine McIntyre	1,000	\$16.45	
31	Teresa Blake	31,000	\$127.73	
32	Colleen Register	3,000	\$23.39	
33	Ron & Sandra Moser	3,000	\$20.39	
34	Danielle Peeler	12,000	\$44.13	
35	Mary Lundstedt	23,000	\$92.53	
36	David Pepper	6,000	\$26.53	
37	Stanley Zydek	2,000	\$18.42	
38	Kevin R. Jenness	29,000	\$118.93	
39	John Sorensen	17,000	\$66.13	
40	Lyle Mitchell	11,000	\$39.73	
41	Donna Miller	12,000	\$44.13	
42	Amy & Dustin Kofahl	5,000	\$24.33	
43	Mark Sexton	14,000	\$52.93	
44	Judy Costello	3,000	\$20.39	
45	Cliff Garner, Jr	15,000	\$57.33	
46	Michael Hetchler	7,000	\$28.73	
47	James Williams	18,000	\$73.53	
48	Joe Collins	8,000	\$30.93	
1J	Robert C Granger, Sr	27,000	\$110.13	
2J	Martha Sprenkle	8,000	\$30.93	
5J	Vernon Lower	16,000	\$61.73	
7J	Mr. Alderton	22,000	\$88.13	
8J	Robert Simons	8,000	\$30.93	
9J	David & Peggy Green	17,000	\$66.13	
10J	Mary Krautsack	18,000	\$70.53	
PO	Grand Island Post Office	1,000	\$17.48	
6J	Jacqueline McLendon	35,000	\$145.33	
4J	Michael & Elisa Romano	19,000	\$74.93	
3J	Vickie Baxter	27,000	\$110.13	
5	Chuck Theobald	21,000	\$83.73	
	TOTAL	832,000	\$3,474.02	

SEPTEMBER 2010

58 BILLS


832,000 CONSUMPTION

\$3,474⁰² REVENUES


BREN DENWOOD WATER
3153 PENWA CT
LONGWOOD, FL
32779

RETURN RECEIPT
REQUESTED

PLACE STICKER AT TOP OF ENVELOPE TO THE RIGHT
OF THE RETURN ADDRESS. FOLD AT DOTTED LINE.
CERTIFIED MAIL™



7010 1670 0002 1701 8191



1000



32399

U.S. POSTAGE
PAID
LAKE MARY, FL
32746
OCT 06, 10
AMOUNT

\$1.22
00034895-15



1000



32399

U.S. POSTAGE
PAID
LAKE MARY, FL
32746
OCT 06, 10
AMOUNT

\$5.10
00034895-15

OFFICE OF COMMISSION CLERK
FLORIDA PUBLIC SERVICE COMM.
2540 SHUMARD OAK BLVD
TALLAHASSEE, FL
32399-0850