

100000-07

EXHIBIT B

REDACTED

REDACTED


DOCUMENT NUMBER DATE

09273 NOV-90

FPSC-COMMISSION CLERK

A	B	C	D
POINT ACCOUNT	BALANCE THIS MONTH	INCREASE OVER LAST MONTH	DESCRIPTION

101000
101001
101002
101003
101050
101100
107100
107200
108100
108101
108110
108800
108801
108802
111000
111200
111313
131000
131100
131500
142000
142100
142200
143100
143920
144000
146100
146105
146106
146200
146210
146211
146500
146510
146590
154000
154100
154101
154200
154300
163400
165000
186000
186100
186200



Source: DR# 1

12-R

FPL FiberNet, LLC
2009 Revenues & Regulatory Assessment Fees
Dckt # Undocketed, Audit #10-179-4-4
TYE 12/31/2009
Title: IAOS3 TWA0130-Dover
(Confidential)

KW
10/15/10
JLC
10/15/10

DOCUMENT NUMBER DATE

09273 NOV-9 0

FPSC-COMMISSION CLERK

A

B

C

D

186300
190100



FPL FIBERNE, LLC
2009 Revenues & Regulatory Assessment Fees
Dckt # Undocketed, Audit #10-179-44
TYE 12/31/2009
Title IAOS3 TRAC BALANCE


SL
12/15/10

12/12

(Confidential)

A POINT ACCOUNT	B BALANCE THIS MONTH	C INCREASE OVER LAST MONTH	D DESCRIPTION
-----------------------	----------------------------	----------------------------------	------------------

190121
190200
201000
211000
216000
223380
232100
232140
232180
232200
232203
232204
232207
232208
232209
232210
232211
232212
232310
232400
232420
232510
232520
232530
232540
232610
232640
232670
232680
232690
232700
232740
232750
232800
232940
232980
234100
234120
234200
234210
234211
234300
236205
236215
236220



1209

*Kw
10/15/10*

236225
236230




12/21

A	B	C	D
POINT ACCOUNT	BALANCE THIS MONTH	INCREASE OVER LAST MONTH	DESCRIPTION

236235
241100
241200
241310
241350
241400
241410
241440
241450
242000
242200
242240
242241
242400
242420
242430
242480
242491
253200
253210
253700
283100
283200
400102
400103
400104
400106
400107
400108
400109
400111
400140
400190
400191
403000
403001
404001
404200
404313
404314
404317
405000
405100
405101
406000

NO:
20715



FO = \$ 9,526,935
Accrued Expenses

0-1
1

1205

A

408105
408125

B


C

D



12/10

A	B	C	D
FPL ACCOUNT	BALANCE THIS MONTH	INCREASE OVER LAST MONTH	DESCRIPTION
408130			
408135			
408160			
409100			
409110			
410100			
410110			
421000			
427100			
427101			
427200			
714300			
714310			
920000			
921100			
921200			
923000			
926000			
930200			
935000			
940000			
950000			
960000			
970000			
970100			
970105			
999999			
TOTALS			



1297

COMPANY: FPL Fibernet
TITLE: SUMMARY OF RAF CALCULATION
PERIOD: TYE 12/31/2009
DATE: OCTOBER 15, 2010
AUDITOR: GABRIELA LEON

	TX 603		TX 603	
	jan-june 2009		july-dec 2009	
total revenues subject to RAF fee	\$	18,875,695.00	\$	23,460,006.00
			\$	42,335,701.00

	TA 053		TA 053	
	jan-june 2009		july-dec 2009	
total revenues subject to RAF fee	\$	10,370,005.00	\$	10,710,202.00
			\$	21,080,207.00

Total for both TX603 and TA053 Revenues subject to RAF Fees Per Raf Forms **A** **B** **C** **D** \$ 63,415,908.00 **TOTAL REVENUES FOR TX603 AND TA053**

TOTAL REVENUES PER TRIAL BALANCE

ACCOUNT	DESCRIPTION	AMOUNT	
400102	[REDACTED]		
400103			
400104			
400106			
400107			
400108			
400109			
400111			
400140			
400190			
400191			
		TOTAL REVENUES PER TB	
		Difference	

FPL Fibernet has included all revenues in its filing of the RAF for both TX603 and TA053.

FPL Fibernet, LLC
 2009 Revenues & Regulatory Assessment Fees
 Dckt # Undocketed, Audit #10-179-4-4
 TYE 12/31/2009
 Title Compensation & Paid to TB
 (Confidential)

JL
 10/15/10
 10/15/10

12 Ps
 40-1
 1

40-1 P
 2
 40-1
 3

FPL FiberNet, LLC
 2009 Revenues & Regulatory Assessment Fees
 Dckt # Undocketed, Audit #10-179-4-4
 TYE 12/31/2009
 Title Income Statement

yc kw
10/15/10 10/15/00

F G

01/12/10


FPL FIBER NET
 INCOME STATEMENT ACCOUNTS
 FOR THE YEAR-TO-DATE ENDED 12/31/09
 (Confidential)

CMV-1/3-2

	THIS MONTH THIS YEAR	THIS MONTH LAST YEAR	NET INCREASE/ (DECREASE)	% CHANGE
A	B	C	D	E
1 OPERATING REVENUES:				
2				
3				
4				
5				
6				
7				
8				
9				
10				
11				
12				
13				
14				
15				
16				
17				
18				
19				
20				
21				
22				
23 OPEN				
24				
25				
26				
27				
28				
29				
30				
31				
32				
33				
34				
35				
36				
37				
38				
39				
40				
41				
42				
43				
44				
45				
46				

Source: ORR #1

40-1
2
P



A

B

C

D

E

F

G

07/09/09

CONF-T/S-Y

YPL FIBER NET
 INCOME STATEMENT ACCOUNTS
 FOR THE YEAR-TO-DATE ENDED 6/30/09


THIS MONTH THIS YEAR \$	THIS MONTH LAST YEAR \$	NET INCREASE/ (DECREASE) \$	% CHANGE
-------------------------------	-------------------------------	-----------------------------------	-------------

1 OPERATING REVENUES:

- 2
- 3
- 4
- 5
- 6
- 7
- 8
- 9
- 10
- 11
- 12
- 13
- 14
- 15
- 16
- 17
- 18
- 19
- 20
- 21
- 22
- 23
- 24
- 25
- 26
- 27
- 28
- 29
- 30
- 31
- 32
- 33
- 34
- 35
- 36
- 37
- 38
- 39
- 40
- 41
- 42
- 43
- 44
- 45
- 46

Source: DNR #1

40-1 P2



kw
10/15/10
JC
10/15/10


Title Revenue Analysis

YTD

1st Half

Diff

(confidential)



BB :

① agrees w/ 1st half filing - July 2009

A B C D E

Source: DRR # 7


$\frac{40-1}{3} 91$

A B C D E F G H

Revenue Analysis 06-09.XLS

Jan-09 Feb-09 Mar-09 Apr-09 May-09 Jun-09 YTD

WY
Total Metro Revenues



FPL FiberNet, LLC
2009 Revenues & Regulatory Assessment Fees
Dckt # Undocketed, Audit #10-179-4-4
TYE 12/31/2009 TAOS3
Title Revenue Analysis

Confidential

*BL
10/15/10*

Source: DRN #1

*40-1 R
3*

(1)

FPL FiberNet, LLC
 2009 Revenues & Regulatory Assessment Fees
 Dckt # Undocketed, Audit #10-179-4-4
 TYE 12/31/2009
 Title *Revenue Analysis*

SL
12/12/10

Revenue Analysis 12-09.xls

Dec-09	Jan-09	Feb-09	Mar-09	Apr-09	May-09	Jun-09	Jul-09	Aug-09	Sep-09	Oct-09	Nov-09	Dec-09	YTD
--------	--------	--------	--------	--------	--------	--------	--------	--------	--------	--------	--------	--------	-----

SUMMARY
 Commercial Micro Revenues



Source: DNRA /

$\frac{40-1}{3} P_3$

(12)
 (12)

A B C D E F G H I J K L M N O P