



RECEIVED -FPSC

10 DEC 10 AM 10:19

COMMISSION
CLERK

December 9, 2010

Via U.S. Mail

Ms. Ann Cole
Commission Clerk
Florida Public Service Commission
2540 Shumard Oak Boulevard
Tallahassee, Florida 32399-0850

Re: Docket No. 100001-EI

Dear Ms. Cole:

Enclosed for filing on behalf of Progress Energy Florida, Inc. are an original plus seven (7) copies of FPSC 423 forms for the month of September, 2010, along with Progress Energy Florida, Inc.'s Request for Specified Confidential Treatment. Forms 423-1A, 423-2, 423-2A, 423-2B, and 423-2C contained in this filing have been edited to delete certain confidential information. An unedited copy of the 423 forms has been submitted for filing under separate cover.

Thank you for your assistance in this matter and if you have any questions, please feel free to contact me at (727)820-5184.

COM	___
APA	___
ECR	4
GCL	___
RAD	___
SSC	___
ADM	___
OPC	___
CLK	___

Sincerely,

John Burnett
Associate General Counsel

JB/emc
Enclosures
cc: Parties of record


RECEIVED NUMBER DATE
19862 DEC 10 09

Progress Energy Florida, Inc.

CERTIFICATE OF SERVICE

Docket No. 100001-EI

I HEREBY CERTIFY that a true copy of Progress Energy Florida, Inc.'s FPSC 423 Forms for the month of September, 2010 have been furnished to the following individuals via U.S. Mail on this 9th day of December, 2010.



Attorney

Lisa Bennett, Esq.
Office of General Counsel
Florida Public Service Commission
2540 Shumard Oak Blvd.
Tallahassee, FL 32399-0850

Florida Public Utilities Company
Curtis Young
P.O. Box 3395
West Palm Beach, FL 33402-3395

Ausley & McMullen Law Firm
James D. Beasley, Esq./J. Jeffry Wahlen, Esq.
P.O. Box 391
Tallahassee, FL 32302

Gulf Power Company
Ms. Susan D. Ritenour
One Energy Place
Pensacola, FL 32520-0780

Beggs & Lane Law Firm
Jeffrey A. Stone, Esq./Russell A. Badders, Esq.
Steven R. Griffin
P.O. Box 12950
Pensacola, FL 32591

Ackerman Senterfitt
Beth Keating, Esquire
106 E. College Avenue, Suite 1200
Tallahassee FL 32301

Brickfield Law Firm
James W. Brew, Esq.
1025 Thomas Jefferson St., NW
8th Floor, West Tower
Washington, DC 20007

Keefe Law Firm
Vicki Gordon Kaufman/Jon Moyle
118 N. Gadsden Street
Tallahassee, FL 32301

Florida Industrial Power Users Group
John McWhirter, Jr.
McWhirter Law Firm
P.O. Box 3350
Tampa, FL 33601-3350

Young van Assenderp, P.A.
Robert Scheffel Wright/John T. LaVia, III
225 S. Adams Street, Suite 200
Tallahassee, FL 32301

Florida Power & Light Co.
John T. Butler, Esq.
700 Universe Boulevard
Juno Beach, FL 33408

Federal Executive Agencies
Shayla McNeill, Capt. USAF
c/o AFLSA/JACL-ULT
139 Barnes Drive, suite 1
Tyndall AFB, FL 32403-5319

Florida Power & Light Co.
Natalie F. Smith/R. Wade Litchfield, Esq.
215 S. Monroe Street, Ste. 810
Tallahassee, FL 32301-1859

Florida Retail Federation
John Rogers
100 East Jefferson Street
Tallahassee, FL 32301

Tampa Electric Company
Paula K. Brown
P.O. Box 111
Tampa, FL 33601

Office of Public Counsel
J.R. Kelly/Patricia Christensen
Charles Beck/Joseph A. McGlothlin
The Florida Legislature
111 West Madison Street, #812
Tallahassee, FL 32399

Office of Attorney General
Bill McCollum/Cecilia Bradley
The Capitol – PL01
Tallahassee, FL 32399-1050

Progress Energy Florida, Inc.
Docket No. 100001-EI

Request for Specified Confidential Treatment

423 Forms for September, 2010

CONFIDENTIAL COPY


(Confidential information denoted with shading)

DOCUMENT NUMBER DATE

09862 DEC 10 2

FPSC-COMMISSION CLEAR

MONTHLY REPORT OF COST AND QUALITY OF OIL FOR ELECTRIC PLANTS
ORIGIN, VOLUME, DELIVERED PRICE AND AS RECEIVED QUALITY



Report For: 9/2010
Reporting Company: Florida Power Corporation


NAME, TITLE, TELEPHONE NUMBER OF CONTACT PERSON CONCERNING DATA
SUBMITTED ON THIS FORM: Kelly Jo Irons, Business Financial Analyst, (919) 546-5028

Signature of Official Submitting Report: *LaWanda Jiggett*
LaWanda Jiggett - Lead Business Financial Analyst

DATE COMPLETED 10/29/2010

Line No.	Plant name	Supplier Name	Shipping Point	Purchase Type	Point of Delivery	Date of Delivery	Type Fuel Oil	Sulfur Level (%)	BTU Content (Btu/gal)	Volume (Bbls)	Delivered Price (\$/Bbl)
(a)	(b)	(c)	(d)	(e)	(f)	(g)	(h)	(i)	(j)	(k)	(l)
1	Bayboro Peakers	Transfer Facility	Martin Gas Terminal	N/A	FACILITY	9/2010	FO2	0.04	136,267	10,258.1	\$107.8860
2	Crystal River	Transfer Facility	Martin Gas Terminal	N/A	FACILITY	9/2010	FO2	0.04	136,267	7,354.5	\$103.9544
3	Intersession City Peakers (FL)	Mansfield Oil Company of Gainesville Inc.	Tampa, FL	LTC	FACILITY	9/2010	FO2	1.70	136,687	5,975.5	\$97.4919

MONTHLY REPORT OF COST AND QUALITY OF COAL FOR ELECTRIC PLANTS
ORIGIN, TONNAGE, DELIVERED PRICE AND AS RECEIVED QUALITY



Report For: 9/2010
Reporting Company: Florida Power Corporation
Plant Name: Associated Terminals


NAME, TITLE, TELEPHONE NUMBER OF CONTACT PERSON CONCERNING DATA
SUBMITTED ON THIS FORM: Kelly Jo Irons, Business Financial Analyst, (919) 546-5028
Signature of Official Submitting Report: *Wanda Jiggotts*

LaWanda Jiggotts - Lead Business Financial Analyst

DATE COMPLETED 10/29/2010

Line No.	Supplier Name	Mine Location	Purchase Type	Transportation Mode	Number Primary Shipping Units	Tons	Effective Purchase Price (\$/Ton)	Total Transportation Cost (\$/Ton)	F.O.B. Plant Price (\$/Ton)	As Received Coal Quality			
										Percent Sulfur (%)	BTU Content (BTU/LB)	Percent Ash (%)	Percent Moisture (%)
(a)	(b)	(c)	(d)	(e)	(f)	(g)	(h)	(i)	(j)	(k)	(l)	(m)	(n)
1	Constellation Energy Commodities Group Inc.	Nymex Pool	LTC	RB	12	8,501.0			\$73.783	0.99	12,090	12.08	6.08
2	Massey Utility Sales Company	8,WV,39	LTC	RB	18	18,364.1			\$64.485	0.99	12,208	11.90	6.77
3	Oak Hill Corporation	Nymex Pool	LTC	RB	5	6,749.1			\$108.528	1.02	12,252	10.37	6.44
4	Peabody Coalsales LLC	9,KY,101	LTC	RB	15	13,747.2			\$54.859	2.88	11,540	8.10	11.98
5	Riverview Mining LLC	9,KY,225	LTC	RB	47	21,852.2			\$49.328	2.93	11,585	7.94	11.88

MONTHLY REPORT OF COST AND QUALITY OF COAL FOR ELECTRIC PLANTS
ORIGIN, TONNAGE, DELIVERED PRICE AND AS RECEIVED QUALITY



Report For: 9/2010
Reporting Company: Florida Power Corporation
Plant Name: Crystal River


NAME, TITLE, TELEPHONE NUMBER OF CONTACT PERSON CONCERNING DATA
SUBMITTED ON THIS FORM: Kelly Jo Irons, Business Financial Analyst, (919) 546-5028
Signature of Official Submitting Report: *Kelly Jo Irons*
LaWanda Jiggett - Lead Business Financial Analyst

DATE COMPLETED 10/29/2010

Line No.	Supplier Name	Mine Location	Purchase Type	Transportation Mode	Number Primary Shipping Units	Tons	Effective Purchase Price (\$/Ton)	Total Transportation Cost (\$/Ton)	F.O.B. Plant Price (\$/Ton)	As Received Coal Quality			
										Percent Sulfur (%)	BTU Content (BTU/LB)	Percent Ash (%)	Percent Moisture (%)
(a)	(b)	(c)	(d)	(e)	(f)	(g)	(h)	(i)	(j)	(k)	(l)	(m)	(n)
1	Alpha Coal Sales Co. LLC	8,KY,119	LTC	UR	2	335.3			\$111.541	1.09	12,258	10.66	6.73
2	Alpha Coal Sales Co. LLC	8,KY,133	LTC	UR	1	10,554.3			\$108.185	2.42	13,100	9.06	4.86
3	Blackhawk Mining LLC	8,KY,71	S	UR	1	11,455.6			\$98.620	1.00	12,063	13.05	5.37
4	B&W Resources Inc	8,KY,51	LTC	UR	2	460.9			\$145.689	0.92	12,237	11.46	6.46
5	Coaltrade LLC	8,KY,193	S	UR	1	11,371.5			\$101.544	1.07	12,163	11.60	6.04
6	Converse and Company Inc.	8,KY,13	S	UR	2	22,315.4			\$104.847	1.40	12,724	9.10	5.72
7	EDF Trading North America LLC	8,WV,5	S	UR	4	34,219.7			\$102.002	0.92	11,892	13.01	6.59
8	ICG LLC	8,KY,193	LTC	UR	3	11,382.8			\$144.590	1.15	12,041	12.51	5.99
9	James River Coal Sales Inc	8,KY,193	S	UR	6	33,912.3			\$103.661	1.04	12,866	8.02	6.48
10	Massey Utility Sales Company	8,KY,195	LTC	UR	2	463.4			\$96.300	1.11	12,516	9.34	6.77
11	Massey Utility Sales Company	8,WV,5	LTC	UR	2	22,215.5			\$97.452	1.17	12,433	11.87	4.98
12	Omni Coal Group LLC	8,KY,193	S	UR	1	9,608.1			\$107.685	1.18	12,278	10.65	6.28
13	Transfer Facility	N/A	N/A	OB	1	16,112.4			\$79.427	1.99	11,831	9.78	9.20
14	Transfer Facility	N/A	N/A	OB	8	132,301.3			\$85.542	1.79	10,196	8.43	9.45
15	Transfer Facility	N/A	N/A	OB	11	184,925.9			\$87.310	1.87	10,615	8.63	9.74
16	Traxys North America LLC	8,KY,195	S	UR	1	11,659.9			\$103.246	0.99	12,432	12.48	5.64

FPSC FORM 423-2

MONTHLY REPORT OF COST AND QUALITY OF COAL FOR ELECTRIC PLANTS
ORIGIN, TONNAGE, DELIVERED PRICE AND AS RECEIVED QUALITY




Report For: 9/2010
Reporting Company: Florida Power Corporation
Plant Name: IMT (Int'l Marine Terminal)

NAME, TITLE, TELEPHONE NUMBER OF CONTACT PERSON CONCERNING DATA
SUBMITTED ON THIS FORM: Kelly Jo Irons, Business Financial Analyst, (919) 546-5028
Signature of Official Submitting Report: *Kelly Jo Irons*
LaWanda Jiggettis - Lead Business Financial Analyst

DATE COMPLETED 10/29/2010

Line No.	Supplier Name	Mine Location	Purchase Type	Transportation Mode	Number Primary Shipping Units	Tons	Effective Purchase Price (\$/Ton)	Total Transportation Cost (\$/Ton)	F.O.B. Plant Price (\$/Ton)	As Received Coal Quality			
										Percent Sulfur (%)	BTU Content (BTU/LB)	Percent Ash (%)	Percent Moisture (%)
(a)	(b)	(c)	(d)	(e)	(f)	(g)	(h)	(i)	(j)	(k)	(l)	(m)	(n)
1	Constellation Energy Commodities Group Inc.	Nymex Pool	LTC	RB	24	10,251.0			\$75.363	0.96	11,987	12.37	6.51
2	Massey Utility Sales Company	8,WV,39	LTC	RB	30	20,631.4			\$67.074	0.89	12,289	12.12	6.50
3	Oak Hill Corporation	Nymex Pool	LTC	RB	10	13,459.2			\$109.622	1.00	12,080	11.00	6.55
4	Peabody Coalsales LLC	10,IL,157	LTC	RB	21	38,775.5			\$50.328	3.00	10,996	8.74	13.73
5	Riverview Mining LLC	9,KY,225	LTC	RB	80	86,392.6			\$51.471	2.95	11,552	8.22	11.82
6	Sempra Energy Trading	Nymex Pool	LTC	RB	5	5,047.7			\$75.380	1.01	11,927	11.95	7.37

MONTHLY REPORT OF COST AND QUALITY OF COAL FOR ELECTRIC PLANTS
ORIGIN, TONNAGE, DELIVERED PRICE AND AS RECEIVED QUALITY




Report For: 9/2010
Reporting Company: Florida Power Corporation
Plant Name: US United Bulk Terminal

NAME, TITLE, TELEPHONE NUMBER OF CONTACT PERSON CONCERNING DATA
SUBMITTED ON THIS FORM: Kelly Jo Irons, Business Financial Analyst, (919) 546-5028
Signature of Official Submitting Report: *Kelly Jo Irons*
LaWanda Jiggitts - Lead Business Financial Analyst

DATE COMPLETED 10/29/2010

Line No.	Supplier Name	Mine Location	Purchase Type	Transportation Mode	Number Primary Shipping Units	Tons	Effective Purchase Price (\$/Ton)	Total Transportation Cost (\$/Ton)	F.O.B. Plant Price (\$/Ton)	As Received Coal Quality			
										Percent Sulfur (%)	BTU Content (BTU/LB)	Percent Ash (%)	Percent Moisture (%)
(a)	(b)	(c)	(d)	(e)	(f)	(g)	(h)	(i)	(j)	(k)	(l)	(m)	(n)
1	Constellation Energy Commodities Group Inc.	Nymex Pool	LTC	RB	18	18,914.1			\$71.684	0.98	12,015	11.67	7.03
2	Massey Utility Sales Company	8,WV,39	LTC	RB	45	45,694.9			\$64.504	0.87	12,309	12.32	6.27
3	Oak Hill Corporation	Nymex Pool	LTC	RB	15	3,391.5			\$111.515	0.97	11,870	11.92	6.48
4	Peabody Coalsales LLC	10,IL,165	LTC	RB	42	17,700.1			\$55.222	2.87	12,316	8.66	8.14
5	Peabody Coalsales LLC	10,IL,157	LTC	RB	20	27,397.8			\$105.980	0.47	11,088	8.92	11.84
6	Riverview Mining LLC	9,KY,225	LTC	RB	66	57,283.2			\$49.526	2.99	11,514	8.33	11.89

MONTHLY REPORT OF COST AND QUALITY OF COAL FOR ELECTRIC PLANTS
ORIGIN, TONNAGE, DELIVERED PRICE AND AS RECEIVED QUALITY



Report For: 9/2010
Reporting Company: Florida Power Corporation
Plant Name: Associated Terminals


NAME, TITLE, TELEPHONE NUMBER OF CONTACT PERSON CONCERNING DATA
SUBMITTED ON THIS FORM: Kelly Jo Irons, Business Financial Analyst, (919) 546-5028

Signature of Official Submitting Report: *Lm Jiggets*
LaWanda Jiggets - Lead Business Financial Analyst

DATE COMPLETED 10/29/2010

Line No.	Supplier Name	Mine Location	Purchase Type	Tons	F.O.B Mine Price (\$/Ton)	Short Haul & Loading Charges (\$/Ton)	Original Invoice Price (\$/Ton)	Retro- active Price Inc(Dec) (\$/Ton)	Base Price (\$/Ton)	Quality Adjust-ments (\$/Ton)	Effective Purchase Price (\$/Ton)
(a)	(b)	(c)	(d)	(e)	(f)	(g)	(h)	(i)	(j)	(k)	(l)
1	Constellation Energy Commodities Group Inc.	Nymex Pool	LTC	20,832.9		\$0.000		\$0.000			
2	Keystone Industries LLC	8,WV,39	MTC	1,663.1		\$0.000		\$0.000			
3	Massey Utility Sales Company	8,WV,39	LTC	29,819.9		\$0.000		\$0.000			
4	Oak Hill Corporation	Nymex Pool	LTC	8,545.5		\$0.000		\$0.000			
5	Peabody Coalsales LLC	10,IL,165	LTC	14,044.9		\$0.000		\$0.000			
6	Peabody Coalsales LLC	9,KY,101	LTC	26,233.4		\$0.000		\$0.000			
7	Riverview Mining LLC	9,KY,225	LTC	81,965.9		\$0.000		\$0.000			
8	Sempra Energy Trading	Nymex Pool	LTC	1,887.0		\$0.000		\$0.000			

MONTHLY REPORT OF COST AND QUALITY OF COAL FOR ELECTRIC PLANTS
ORIGIN, TONNAGE, DELIVERED PRICE AND AS RECEIVED QUALITY



Report For: 9/2010
Reporting Company: Florida Power Corporation
Plant Name: Crystal River

NAME, TITLE, TELEPHONE NUMBER OF CONTACT PERSON CONCERNING DATA
SUBMITTED ON THIS FORM: Kelly Jo Irons, Business Financial Analyst, (919) 546-5028
Signature of Official Submitting Report: *LaWanda Jiggets*


LaWanda Jiggets - Lead Business Financial Analyst

DATE COMPLETED 10/29/2010

Line No.	Supplier Name	Mine Location	Purchase Type	Tons	F.O.B Mine Price (\$/Ton)	Short Haul & Loading Charges (\$/Ton)	Original Invoice Price (\$/Ton)	Retro- active Price Inc(Dec) (\$/Ton)	Base Price (\$/Ton)	Quality Adjust-ments (\$/Ton)	Effective Purchase Price (\$/Ton)
(a)	(b)	(c)	(d)	(e)	(f)	(g)	(h)	(i)	(j)	(k)	(l)
1	Alpha Coal Sales Co. LLC	8,KY,119	LTC	10,994.6		\$0.000		\$0.000			
2	Alpha Coal Sales Co. LLC	8,KY,133	LTC	10,885.0		\$0.000		\$0.000			
3	Coaltrade LLC	8,KY,193	S	11,488.0		\$0.000		\$0.000			
4	Converse and Company Inc.	8,KY,133	S	22,315.4		\$0.000		\$0.000			
5	EDF Trading North America LLC	8,WV,5	S	22,916.0		\$0.000		\$0.000			
6	ICG LLC	8,KY,193	LTC	23,288.6		\$0.000		\$0.000			
7	James River Coal Sales Inc	8,KY,193	S	23,082.0		\$0.000		\$0.000			
8	Massey Utility Sales Company	8,WV,5	LTC	22,215.5		\$0.000		\$0.000			
9	Omni Coal Group LLC	8,KY,193	S	9,608.1		\$0.000		\$0.000			
10	Traxys North America LLC	8,WV,5	S	11,532.2		\$0.000		\$0.000			
11	Virginia Energy & Power Co.	8,WV,45	S	11,638.2		\$0.000		\$0.000			

FPSC FORM 423-2(a)

MONTHLY REPORT OF COST AND QUALITY OF COAL FOR ELECTRIC PLANTS
ORIGIN, TONNAGE, DELIVERED PRICE AND AS RECEIVED QUALITY



Report For: 9/2010
Reporting Company: Florida Power Corporation
Plant Name: IMT (Int'l Marine Terminal)

NAME, TITLE, TELEPHONE NUMBER OF CONTACT PERSON CONCERNING DATA
SUBMITTED ON THIS FORM: Kelly Jo Irons, Business Financial Analyst, (919) 546-5028

Signature of Official Submitting Report: *LaWanda Jiggetts*
LaWanda Jiggetts - Lead Business Financial Analyst

DATE COMPLETED 10/29/2010

Line No.	Supplier Name	Mine Location	Purchase Type	Tons	F.O.B Mine Price (\$/Ton)	Short Haul & Loading Charges (\$/Ton)	Original Invoice Price (\$/Ton)	Retro-active Price Inc(Dec) (\$/Ton)	Base Price (\$/Ton)	Quality Adjust-ments (\$/Ton)	Effective Purchase Price (\$/Ton)
(a)	(b)	(c)	(d)	(e)	(f)	(g)	(h)	(i)	(j)	(k)	(l)
1	Constellation Energy Commodities Group Inc.	Nymex Pool	LTC	8,552.9		\$0.000		\$0.000			
2	Maple Coal Company	8,WV,39	S	3,606.1		\$0.000		\$0.000			
3	Massey Utility Sales Company	8,WV,39	LTC	8,596.4		\$0.000		\$0.000			
4	Peabody Coalsales LLC	10,IL,165	LTC	1,832.9		\$0.000		\$0.000			
5	Riverview Mining LLC	9,KY,225	LTC	33,477.0		\$0.000		\$0.000			
6	Sempra Energy Trading	Nymex Pool	LTC	1,696.0		\$0.000		\$0.000			

MONTHLY REPORT OF COST AND QUALITY OF COAL FOR ELECTRIC PLANTS
ORIGIN, TONNAGE, DELIVERED PRICE AND AS RECEIVED QUALITY



Report For: 9/2010
Reporting Company: Florida Power Corporation
Plant Name: US United Bulk Terminal

NAME, TITLE, TELEPHONE NUMBER OF CONTACT PERSON CONCERNING DATA
SUBMITTED ON THIS FORM: Kelly Jo Irons, Business Financial Analyst, (919) 546-5028
Signature of Official Submitting Report: *Wanda Jiggetts*

LaWanda Jiggetts - Lead Business Financial Analyst

DATE COMPLETED 10/29/2010

Line No.	Supplier Name	Mine Location	Purchase Type	Tons	F.O.B Mine Price (\$/Ton)	Short Haul & Loading Charges (\$/Ton)	Original Invoice Price (\$/Ton)	Retro- active Price Inc(Dec) (\$/Ton)	Base Price (\$/Ton)	Quality Adjust-ments (\$/Ton)	Effective Purchase Price (\$/Ton)
(a)	(b)	(c)	(d)	(e)	(f)	(g)	(h)	(i)	(j)	(k)	(l)
1	Constellation Energy Commodities Group Inc.	Nymex Pool	LTC	11,990.0		\$0.000		\$0.000			
2	Keystone Industries LLC	8,WV,39	MTC	3,435.6		\$0.000		\$0.000			
3	Maple Coal Company	8,WV,39	S	5,100.4		\$0.000		\$0.000			
4	Massey Utility Sales Company	8,WV,39	LTC	14,653.5		\$0.000		\$0.000			
5	Oak Hill Corporation	Nymex Pool	LTC	17,369.0		\$0.000		\$0.000			
6	Peabody Coalsales LLC	10,IL,165	LTC	46,635.0		\$0.000		\$0.000			
7	Peabody Coalsales LLC	10,IL,157	LTC	18,604.6		\$0.000		\$0.000			
8	Riverview Mining LLC	9,KY,225	LTC	37,672.5		\$0.000		\$0.000			
9	Sempra Energy Trading	Nymex Pool	LTC	1,802.0		\$0.000		\$0.000			

