

ROSE, SUNDBSTROM & BENTLEY LLP
RECEIVED - FPSC

www.rsbatorneys.com

11 FEB 25 AM 11:20

Please Respond to the Lake Mary Office

February 25, 2011

COMMISSION
CLERK

VIA HAND DELIVERY

FREDERICK L. ASCHAUER, JR.
CHRIS H. BENTLEY, P.A.
ROBERT C. BRANNAN
F. MARSHALL DETERDING
MARTIN S. FRIEDMAN, P.A.
JOHN J. FUMERO, P.A.
BRIDGET M. GRIMSLEY
JOHN R. JENKINS, P.A.
KYLE L. KEMPER

CHRISTIAN W. MARCELLI
STEVEN T. MINDLIN, P.A.
THOMAS F. MULLIN
CHASITY H. O'STEEN
WILLIAM E. SUNDBSTROM, P.A.
DIANE D. TREMOR, P.A.
JOHN L. WHARTON

ROBERT M.C. ROSE, (1924-2006)

Ann Cole, Commission Clerk
Office of Commission Clerk
Florida Public Service Commission
2540 Shumard Oak Boulevard
Tallahassee, FL 32399

claim of confidentiality
 notice of intent
 request for confidentiality
 filed by OPC

For DN 01255-11, which
is in locked storage. You must be
authorized to view this DN.-CLK

Re: Audit Control No.: 10-014-4-1
Docket No.: 090531-WS; Application for staff-assisted rate case in Highlands
County by Lake Placid Utilities, Inc.
Our File No. 30057.178

Dear Ms. Cole:

Enclosed for filing is Lake Placid Utilities, Inc.'s Request for Confidential Classification
which is being filed in connection with the Utility's Response to Staff's Audit Requests, Audit
Control No. 10-014-4-1 and the Utility's March 18, 2010 responses to Staff's Audit Report.
Also enclosed is a sealed envelope, containing a copy of the work papers with the confidential
data highlighted, and three (3) copies of the work papers with the confidential data redacted.

Should you or the Staff have any questions, please do not hesitate to give me a call

Very truly yours,

CHRISTIAN W. MARCELLI
For the Firm

CWM/mp/der
Enclosures

DOCUMENT NUMBER - DATE
01254 FEB 25 =
FPSC-COMMISSION CLERK

- COM cc: Steven M. Lubertozzi, Executive Director of Reg. Acctg & Affairs (w/enclosures) (via e-mail)
- APA
- ECR Kirsten E. Weeks, Manager of Regulatory Accounting (w/enclosures) (via e-mail)
- GCL Patrick C. Flynn, Regional Director (w/enclosures) (via e-mail)
- RAD Ms. Lydia Roberts (w/enclosures) (via e-mail)
- SSC John Stover, Vice President and Secretary (w/enclosures) (via e-mail)

ADM 766 N. SUN DRIVE, SUITE 4030, LAKE MARY, FLORIDA 32746 (407) 830-6331 FAX (407) 830-8522

OPC 2548 BLAIRSTONE PINES DRIVE, TALLAHASSEE, FLORIDA 32301 (850) 877-6555 FAX (850) 656-4029

CLK 950 PENINSULA CORPORATE CIRCLE, SUITE 2020, BOCA RATON, FLORIDA 33487 (561) 982-7114 FAX (561) 982-7116

BEFORE THE FLORIDA PUBLIC SERVICE COMMISSION

In re: Application of
LAKE PLACID UTILITIES, INC.
for an increase in wastewater
rates in Highlands County, Florida

DOCKET NO.: 090531-WS

LAKE PLACID UTILITIES, INC.'S RENEWED REQUEST
FOR CONFIDENTIAL CLASSIFICATION

LAKE PLACID UTILITIES, INC. (the "Utility"), by and through its undersigned counsel, files this Request for Confidential Classification for documents submitted in connection with the Utility's responses to Staff's Audit Requests in Audit Control No. 10-014-4-1, and the Utility's March 18, 2010 responses to Staff's March 4, 2010 Audit Report.

1. Under Section 367.156, Florida Statutes, this Commission has the authority to classify certain material as proprietary confidential business information. This classification exempts the material from public disclosure under Section 119.07(1), Florida Statutes.

2. The Utility requests that certain information provided to Staff auditors in connection with Audit Control No. 10-014-4-1, and the Utility's March 18, 2010 responses to Staff's March 4, 2010 Audit Report be classified as proprietary confidential business information under Section 367.156(2), Florida Statutes, and Rule 25-22.06, Florida Administrative Code (the "Confidential Information").

3. Included with this Request for Confidential Treatment are highlighted and redacted copies of the information for which confidential treatment is sought.

DOCUMENT NUMBER-DATE

01254 FEB 25 =

FPSC-COMMISSION CLERK

4. If this request is granted, then the subject portions of said response to Audit Control No. 10-014-4-1, and the Utility's March 18, 2010 responses to Staff's March 4, 2010 Audit Report, will be exempt from Section 119.07(1), Florida Statutes. Attached hereto as Exhibit "A" is a Justification Matrix providing a justification for the Utility's request. The Utility's responses to Audit Staff's requests in Audit Control No. 10-014-4-1 are separate and labeled to distinguish them from the Utility's responses to Staff's March 4, 2010 Audit Report.

5. The information produced in response to Staff's Audit Requests and in response to Staff's Audit Report regarding compensation information is intended to be and is treated by the utility as private and confidential and has not been disclosed externally and has been strictly controlled internally.

6. The information consists of employee's name and title, base salary, overtime, raises, taxes, pension information and total compensation. It should be classified as proprietary confidential business information because its disclosure would impair the Utility's competitive interests, provide other utility companies information to lure employees away (thereby driving up salaries and rates), and create circumstances under which infighting and employee morale could be negatively affected. See Florida Power & Light Company et al. v. Public Service Commission, 35 Fla. L. Weekly d516 (Fla. 1st DCA 2010).

7. This Confidential Information falls squarely within the definition of "Proprietary confidential business information" pursuant to Section 367.156(3), Florida Statutes.

8. Moreover, requiring the disclosure of each employee's compensation information violates each employee's right to privacy under Article I, Section 23 of the Florida Constitution.

9. The Utility filed a Motion for Protective Order and Request for Confidential Treatment when it initially provided the information (approximately March 18, 2010) covering the subject Audit Responses and responses to Staff's Audit Report. However, at that time, it was unclear which documents Staff intended to keep confidential and the Utility could not amend or reassert its prior motion or prepare a new motion because it did not know with specificity which information Staff sought to make public. After discussing the matter with Staff auditor Hymavathi Vedula and identifying with specificity the information Staff intended to make public, the Utility filed this Motion within the time allowed.

WHEREFORE, LAKE PLACID UTILITIES, INC. prays for the entry of the protective order that is consistent with this Motion.

Respectfully submitted on this 25th day
of February, 2011 by:

ROSE, SUNDSTROM & BENTLEY, LLP
766 North Sun Drive, Suite 4030
Lake Mary, FL 32746
Telephone: (407) 830-6331
Facsimile: (407) 830 8255
Email: cmarcelli@rsbattorneys.com


CHRISTIAN MARCELLI
For the Firm

CERTIFICATE OF SERVICE
DOCKET NO. 090531-WS

I HEREBY CERTIFY that a true and correct copy of the foregoing Request for Confidential Classification has been hand delivered to the PSC Clerk and furnished by U.S. Mail to the following parties this 25th day of February, 2011:

Stephen Reilly, Deputy Public Counsel.
Office of Public Counsel
C/o The Florida Legislature
111 W. Madison Street, Room 812
Tallahassee, FL 32399-1400

Jennifer Brubaker, Esquire
Office of General Counsel
Florida Public Service Commission
2540 Shumard Oak Boulevard
Tallahassee, FL 32399-0850



CHRISTIAN MARCELLI
For the Firm

JUSTIFICATION MATRIX

Location	Justification
<p data-bbox="191 388 824 493">INFORMATION PROVIDED TO AUDIT STAFF AS REQUESTED IN CONNECTION WITH AUDIT CONTROL NO. 10-014-4-1</p> <p data-bbox="191 535 824 640">w/p a: Page 3 of 48 through Page 14 of 48; All of Column A through Column M</p>	<p data-bbox="850 388 1528 535">§367.156(3)(d) Disclosure of compensation data, tax data, benefits data, overtime data and salary increase data would impair the ability of the Utility to contract for employees on favorable terms.</p> <p data-bbox="850 567 1528 924">§367.156(3)(e) Disclosure of the compensation data would impair the Utility's competitive interests as described in <u>Florida Power & Light Company et al. v. Public Service Commission</u>, 35 Fla. L. Weekly d516 (Fla. 1st DCA 2010). The Utility keeps this information strictly confidential to prevent other utilities from stealing their employees and to prevent lowered morale and infighting among employees who have the same position but varying wages.</p> <p data-bbox="850 955 1528 1060">Article I, Section 23 of the Florida Constitution. Disclosure of the information would invade the privacy rights of the employee.</p>
<p data-bbox="191 1110 824 1215">INFORMATION PROVIDED TO AUDIT STAFF AS REQUESTED IN CONNECTION WITH AUDIT CONTROL NO. 10-014-4-1</p> <p data-bbox="191 1257 824 1320">w/p d-3: Page 1 through Page 10; All of Column A</p>	<p data-bbox="850 1110 1528 1415">§367.156(3)(e) Disclosure of the employee's name in conjunction with that employee's allocation to a system or combination of systems harms the Utility's competitive interests by disclosing its internal workflows, processes and methods of employee distribution and focus, thereby harming the Utility's competitive interests and potentially allowing competing utility's to target the Utility's workers.</p>

JUSTIFICATION MATRIX (continued)

<p>INFORMATION FILED BY THE UTILITY IN RESPONSE TO STAFF'S MARCH 4, 2010 AUDIT REPORT</p> <p>w/p a: Page 2 of 31 through Page 5 of 31; All of Column A through Column M</p>	<p>§367.156(3)(d) Disclosure of compensation data, tax data, benefits data, overtime data and salary increase data would impair the ability of the Utility to contract for employees on favorable terms.</p> <p>§367.156(3)(e) Disclosure of the compensation data would impair the Utility's competitive interests as described in <u>Florida Power & Light Company et al. v. Public Service Commission</u>, 35 Fla. L. Weekly d516 (Fla. 1st DCA 2010). The Utility keeps this information strictly confidential to prevent other utilities from stealing their employees and to prevent lowered morale and infighting among employees who have the same position but varying wages.</p> <p>Article I, Section 23 of the Florida Constitution. Disclosure of the information would invade the privacy rights of the employee.</p>
<p>INFORMATION FILED BY THE UTILITY IN RESPONSE TO STAFF'S MARCH 4, 2010 AUDIT REPORT</p> <p>w/p d-3: Page 1 through Page 8; All of Column A</p>	<p>§367.156(3)(e) Disclosure of the employee's name in conjunction with that employee's allocation to a system or combination of systems harms the Utility's competitive interests by disclosing its internal workflows, processes and methods of employee distribution and focus, thereby harming the Utility's competitive interests and potentially allowing competing utility's to target the Utility's workers.</p>

INFORMATION FILED BY THE UTILITY IN RESPONSE TO STAFF'S MARCH 4, 2010
AUDIT REPORT

DOCUMENT NUMBER DATE

01254 FEB 23 =

FPSC-COMMISSION CLERK

Small TY FL RATE CAREER SALARY ADJUSTMENT

W/P 8

McGowan, Laura	Human Resources Generalist
Chang, The	IT Manager
Cheney, Evermann	Accounts Payable Clerk (FT)
Bevick, Agnes	Regulatory Accountant
Ciochanski, Daniel	Administrative Assistant
Crossell, Lisa	Regulatory Accountant *
Covallin, Eric	Chief Executive Officer
Dana, Brian	Fixed Assets Accountant
Dave, Harold	IT Specialist
De Marco, Michelle	IT Specialist
Dolan, Carlos	Senior Accountant
Federman, Ashlanette	Fixed Assets Accountant
Federman, Ashlanette	Accounts Payable Manager
Georgy, Lena	Accounts Manager
Gravels, Deborah	Regulatory Manager
Harris, James	Bill Clerk
Haynes, John	Accounts Payable Clerk
Hopkins, John Robert	Director of Planning
Hoy, John	Manager of Human Resources
Jepson, James	Chief Operations Officer
Karney, Justin	Chief Financial Officer
Kim, Christine	Accountant
Kramer, Adrienne	Accounting Manager
Langan, Samuel	Customer Service Representative Manager
Laborer, Steven	Planterial Analyst
Layton, Nancy	Executive Director of Regulatory
Layton, Phyllis	Account Manager
McDerm, Pamela	Data Specialist
McLain, Pamela	Payroll Support
McLaughlin, Kristi	Human Resources Generalist
Mohr, Debra	Regulatory Accountant
Murphy, Margaret	Accounts Manager
Murray, Christopher	Billing Analyst
Noblet, Spencer	Regulatory Accountant
Noyes, Doreen	Regulatory Accountant
Ortiz, Tom	IT Manager
Patterson, Nicholas	IT Specialist
Paul, Nancy	Receptionist
Parker, Victoria	Senior Accountant
Perich, Edin	Senior Regulatory Accountant *
Ross, Brenda	Safety Coordinator
Schmitt, Miriam	Mail Clerk
Sheriff III, George	Fixed Assets Manager
Shinton, Matthew	Finance Manager
Shultz, Brian	Regulatory Accountant
Sinason, Rodney	Office Specialist
Smalley Jr, Thomas	Systems Specialist
Stovall, George	Accounting Manager
Stue, Leslie	Executive Assistant
Shaver, John	General Counsel
Stubbins, Donald	Business Director
Valeri, Lawrence	Administrative Clerk
Wenka, Kirsten	Regulatory Accounting Manager *
Williams III, John	Director of Governmental Affairs
Wip Jr, David	Regulatory Accountant
Zavala, Annette	Accounts Manager

Column	Column	Column	Column	Column	Column	Column	Column	Column	Column	Column	Column	Column	Column	Column	Column	Column
04-03	February 2006	29,748.89	(14,861.07)	4,954.15												
		<u>3,455,810.28</u>	<u>(728,344.97)</u>	<u>233,976.14</u>												

Name	Position
Alder, James	Operator
Anderson, Daniel	Operator
Arnold Jr, Arthur	Field Technician
Baker, Alan	Operator
Bishop, Alvin	Operator
Brown, Christopher	Motor Reader
Brown, David	Operator
Burgess, John	Business Manager
Brown, Dennis	Motor Reader
Brown, Robert	Operator
Callahan, Robert	Operator
Carroll, Anthony	Operator
Carver, Nathaniel	Project Manager
Chen, Randall	Cross Connection Specialist
Cook, James	Lead Operator
Cramer, Robert	Operator
Davis, Joe	Lead Operator
Darham, Rick	Regional Vice President
DeWitt, Stuart	Field Technician
Edwards, Ryan	Operator
Finck, Alan	Operator
Ford, Jeffrey	Lead Operator
Fynn, Patrick	Regional Director
Glick, David	Field Technician
Garcia Jr, Ismael	Operator
Gardner, Benjamin	Area Manager
Gibson, Patrick	Lead Operator
Greene, Bryan	Regional Manager
Greene, Scott	Project Manager
Granger Jr, Leroy	Field Technician (FT)
Haley, Stephen	Lead Operator
Hampson, Jerome	Operator
Harris, Scotty	Safety Manager
Hughes, Raymond	Operator
Hudson, Thomas	Field Technician
Irby, Thomas	Lead Operator
Jackson, Robert	Lead Operator
Jones, Donald	Field Technician
Larson, Scott	Field Technician
Luciano, Alexander	Operator
Martinez, John	Field Supervisor
McPherson, Albert	Lead Operator
Murphy, Matthew	Field Technician
Neal, William	Area Manager
Owen, Michael	Field Technician
Parish, Raymond	Operator
Pennington, Jonathan	Field Technician

Contract	Rate	Start Date	Total	Salary 2-28 Increase (September 2004)	Total 2005	Salary 3-31 Increase (April 2005)	Total 2006	2006 FICA	2006 FUTA	2006 SUTA	2006 Pension	2006 Health Insurance	Vehicle Number	Depreciation Start	Vehicle Price	Vehicle Accumulated Depreciation	Vehicle Depreciation Expense
		0803												August 2007	288,77	(68,48)	48-13
		0959												February 2006	71,67	(56,84)	11-04
		0512												February 2005	200,60	(190,05)	33-43
		0728												January 2007	84,90	(68,30)	14-13

2020 TY FL RATE CASE
SALARY ADJUSTMENT

7/9

	Column A	Column B	Column C	Column D	Column E	Column F	Column G	Column H	Column I	Column J	Column K	Column L
Hicks, Steve												
Hillis, Christopher												
Holte, Jeffrey												
Hovell, Trevor												
Hughes, Craig												
Humphreys, Robert												
Hutchinson, James												
Hutchinson, Keith												
Hutchinson, Charles												
Hutchinson, David												
Hughes, Mickey												
Hillman, Kelly												
Hillman, Terry												
Hunt, Donald												
Hunter, Malcolm												
Hughes, Terry												
Hughes, James												
Hutchinson, Stephen												
Hunter, Jr, Nathan												
Hughes, Donald												
Hughes, Clyde												
Hughes, Ronald												
Hughes, Anthony												
Hughes, Michael												
Hughes, David												
Hughes, Thomas												
Hughes, Lucia												
Hughes, Angela												
Hughes, Kimberly												
Hughes, Stephanie												
Hughes, Patricia												
Hughes, John												
Hughes, Matthew												
Hughes, Elise												
Hughes, Andrew												
Hughes, Chantal												
Hughes, Susan												
Hughes, Margaret												
Hughes, Grace												
Hughes, Mary												
Hughes, Peggy												
Hughes, Barbara												
Hughes, Lucie												
Hughes, Lianne												
Hughes, Ingrid												
Hughes, Lisa												
Hughes, Hilari												
Hughes, Ann												
Hughes, Susan												
Hughes, Vanessa												
Hughes, Kara												
Hughes, Lisa												
Hughes, Ashley												
Hughes, Josephine												
Hughes, Gloria												
Hughes, Samantha												
Hughes, Terri												
Hughes, Jane												
Hughes, Loretta												
Hughes, Jr, Stanley												
Hughes, Tim												
Hughes, Elizabeth												
Hughes, Daniel												
Hughes, Lisa												
Hughes, Kim												
Hughes, Brian												
Hughes, Heidi												
Hughes, Michelle												
Hughes, Carlos												
Hughes, Amanda												
Hughes, Andrea												
Hughes, Lisa												
Hughes, Janice												
Hughes, John												
Hughes, John Robert												
Hughes, John												
Hughes, James												
Hughes, Justin												
Hughes, Kim												
Hughes, Adam												
Hughes, Samuel												
Hughes, Steven												
Hughes, Nancy												
Hughes, Myra												
Hughes, Pamela												
Hughes, Pamela												
Hughes, Kristi												
Hughes, Doreen												
Hughes, Margaret												
Hughes, Christopher												
Hughes, Spencer												
Hughes, Dorothy												
Hughes, Tom												
Hughes, Nicholas												
Hughes, Nancy												
Hughes, Victoria												
Hughes, Erin												
Hughes, Linda												
Hughes, Miriam												
Hughes, III, George												
Hughes, Matthew												
Hughes, Brian												
Hughes, Rodney												
Hughes, Jr, Thomas												
Hughes, George												
Hughes, Leslie												

2020	September 2020	1258.41	1469.31	254.70
2021	January 2021	451.30	(150.99)	75.29

MONTHLY FL STATE CASES
SALARY ADJUSTMENT

9/9 *

Bauer, John
Sacketh, Donald
Yahra, Lorenda
Woods, Kristin
Williams III, Adam
Yip, J. Lowell
Zavala, Annette

General Counsel
Business Director
Administrative Clerk
Regulatory Accounting Manager
Director of Governmental Affairs
Regulatory Accountant
Account Manager

Column A	Column B	Column C	Column D	Column E	Column F	Column G	Column H	Column I	Column J	Column K	Column L
[REDACTED]											

06.29

February 2008

28.11

(13.66)

4.48

2,553.04 (1275.48) 3,828.52

ERC COUNT 12/08
 FLORIDA FIELD EMPLOYEES

w/p d-3

Column A	Column B		Column C	Column D		
	<u>System</u>		<u>ERC Count (1)</u>	<u>Percentage to Total</u>		
	241100	Tierra Verde	S	2,093.2	14.07%	14.07%
	248100	Cypress Lakes	W	1,247.0	8.38%	
	248101	Cypress Lakes	S	1,145.5	7.70%	16.09%
	250100	Mid-County	S	3,355.0	22.56%	22.56%
		Utilities, Inc. of Florida				
	252106	Orangewood	W	1,788.3	12.02%	
	252107	Orangewood	S	162.0	1.09%	
	252125	Summertree	W	1,225.0	8.24%	
	252126	Summertree	S	1,023.0	6.88%	
	252128	Lake Tarpon	W	433.3	2.91%	31.14%
	257100	Bayside	W	242.0	1.63%	
	257101	Bayside	S	241.0	1.62%	3.25%
	259100	Labrador	W	781.1	5.25%	
	259101	Labrador	S	760.7	5.12%	10.37%
	262100	Sandy Creek	W	203.8	1.37%	
	262101	Sandy Creek	S	171.0	1.15%	2.52%
				<u>14,871.9</u>	<u>100.00%</u>	<u>100.00%</u>

	<u>System</u>		<u>ERC Count (1)</u>	<u>Percentage to Total</u>		
	241100	Tierra Verde	S	2,093.2	31.13%	31.13%
		Utilities, Inc. of Florida				
	252106	Orangewood	W	1,788.3	26.59%	
	252107	Orangewood	S	162.0	2.41%	
	252125	Summertree	W	1,225.0	18.22%	
	252126	Summertree	S	1,023.0	15.21%	
	252128	Lake Tarpon	W	433.3	6.44%	68.87%
				<u>6,724.8</u>	<u>100.00%</u>	<u>100.00%</u>

	<u>System</u>		<u>ERC Count (1)</u>	<u>Percentage to Total</u>		
	242100	Lake Placid	W	130.7	3.39%	
	242101	Lake Placid	S	130.7	3.39%	6.78%
	249100	Eagle Ridge	S	1,602.6	41.56%	
	249101	Eagle Ridge	S	908.0	23.55%	65.11%
	256100	Sandalhaven	S	1,083.9	28.11%	28.11%
				<u>3,855.9</u>	<u>100.00%</u>	<u>100.00%</u>

	<u>System</u>		<u>ERC Count (1)</u>	<u>Percentage to Total</u>		
	242100	Lake Placid	W	130.7	0.80%	
	242101	Lake Placid	S	130.7	0.80%	1.61%
	248100	Cypress Lakes	W	1,247.0	7.67%	
	248101	Cypress Lakes	S	1,145.5	7.04%	14.71%
	249100	Eagle Ridge	S	1,602.6	9.86%	

249101 Eagle Ridge	S	908.0	5.58%	15.44%
250100 Mid-County	S	3,355.0	20.63%	20.63%
Utilities, Inc. of Florida				
252106 Orangewood	W	1,788.3	11.00%	
252107 Orangewood	S	162.0	1.00%	
252125 Summertree	W	1,225.0	7.53%	
252126 Summertree	S	1,023.0	6.29%	
252128 Lake Tarpon	W	433.3	2.66%	28.48%
256100 Sandalhaven	S	1,083.9	6.67%	6.67%
257100 Bayside	W	242.0	1.49%	
257101 Bayside	S	241.0	1.48%	2.97%
259100 Labrador	W	781.1	4.80%	
259101 Labrador	S	760.7	4.68%	9.48%
		16,259.8	100.00%	100.00%

System		ERC Count (1)	Percentage to Total	
242100 Lake Placid	W	130.7	0.79%	
242101 Lake Placid	S	130.7	0.79%	1.57%
248100 Cypress Lakes	W	1,247.0	7.50%	
248101 Cypress Lakes	S	1,145.5	6.89%	14.38%
249100 Eagle Ridge	S	1,602.6	9.63%	
249101 Eagle Ridge	S	908.0	5.46%	15.09%
250100 Mid-County	S	3,355.0	20.17%	20.17%
Utilities, Inc. of Florida				
252106 Orangewood	W	1,788.3	10.75%	
252107 Orangewood	S	162.0	0.97%	
252125 Summertree	W	1,225.0	7.36%	
252126 Summertree	S	1,023.0	6.15%	
252128 Lake Tarpon	W	433.3	2.60%	27.84%
256100 Sandalhaven	S	1,083.9	6.52%	6.52%
257100 Bayside	W	242.0	1.45%	
257101 Bayside	S	241.0	1.45%	2.90%
259100 Labrador	W	781.1	4.70%	
259101 Labrador	S	760.7	4.57%	9.27%
262100 Sandy Creek	W	203.8	1.23%	
262101 Sandy Creek	S	171.0	1.03%	2.25%
		16,634.6	100.00%	100.00%

System		ERC Count (1)	Percentage to Total	
241100 Tierra Verde	S	2,093.2	20.77%	20.77%
250100 Mid-County	S	3,355.0	33.28%	33.28%
Utilities, Inc. of Florida				
252106 Orangewood	W	1,788.3	17.74%	
252107 Orangewood	S	162.0	1.61%	
252125 Summertree	W	1,225.0	12.15%	
252126 Summertree	S	1,023.0	10.15%	


252128 Lake Tarpon	W	433.3	4.30%	45.95%
		<u>10,079.8</u>	<u>100.00%</u>	<u>100.00%</u>



System

ERC Count (1) Percentage to Total


Utilities, Inc. of Florida				
252129 Golden Hills	W	532.1	16.01%	
252130 Golden Hills	S	78.8	2.37%	18.38%
260100 Pennbrooke	W	1,465.0	44.09%	
260101 Pennbrooke	S	1,247.0	37.53%	81.62%
		<u>3,322.9</u>	<u>100.00%</u>	<u>100.00%</u>



System

ERC Count (1) Percentage to Total

255100 Sanlando	W	11,797.7	56.29%	
255101 Sanlando	S	9,158.0	43.69%	
255102 Sanlando	R	4.0	0.02%	100.00%
		<u>20,959.7</u>	<u>100.00%</u>	<u>100.00%</u>



System

ERC Count (1) Percentage to Total

LUSI				
251100 Four Lakes	W	66.0	0.44%	
251101 Lake Saunders	W	43.0	0.28%	
251102 South	W	3,065.1	20.23%	
251103 South	S	2,966.8	19.59%	
251106 North	W	5,684.5	37.53%	78.06%
Utilities, Inc. of Florida				
252129 Golden Hills	W	532.1	3.51%	
252130 Golden Hills	S	78.8	0.52%	4.03%
260100 Pennbrooke	W	1,465.0	9.67%	
260101 Pennbrooke	S	1,247.0	8.23%	17.90%
		<u>15,148.3</u>	<u>100.00%</u>	<u>100.00%</u>



System

ERC Count (1) Percentage to Total

245100 Alafaya	S	7,545.9	21.16%	
245101 Alafaya	R	1,065.0	2.99%	24.15%

246100 Longwood	S	1,745.0	4.89%	4.89%
Utilities, Inc. of Florida				
252110 Weathersfield	W	1,174.0	3.29%	
252111 Weathersfield	S	1,160.5	3.25%	
252113 Oakland Shores	W	225.5	0.63%	
252114 Little Wekiva	W	61.0	0.17%	
252115 Park Ridge	W	102.0	0.29%	
252116 Phillips	W	77.0	0.22%	
252117 Crystal Lake	W	171.0	0.48%	
252118 Ravenna Park	W	345.0	0.97%	
252119 Ravenna Park	S	245.0	0.69%	
252121 Bear Lake Manor	W	224.5	0.63%	
252122 Jansen	W	250.5	0.70%	
252123 Crescent Heights	W	260.5	0.73%	
252124 Davis Shores	W	43.0	0.12%	12.17%
255100 Sanlando	W	11,797.7	33.09%	
255101 Sanlando	S	9,158.0	25.68%	
255102 Sanlando	R	4.0	0.01%	58.78%
		35,655.1	100.00%	100.00%



System

ERC Count (1)

Percentage to Total

Utilities, Inc. of Florida				
252106 Orangewood	W	1,788.3	38.61%	
252107 Orangewood	S	162.0	3.50%	
252125 Summertree	W	1,225.0	26.45%	
252126 Summertree	S	1,023.0	22.09%	
252128 Lake Tarpon	W	433.3	9.36%	100.00%
		4,631.6	100.00%	100.00%



System

ERC Count (1)

Percentage to Total

245100 Alafaya	S	7,545.9	14.85%	
245101 Alafaya	R	1,065.0	2.10%	16.95%
246100 Longwood	S	1,745.0	3.43%	3.43%
LUSI				
251100 Four Lakes	W	66.0	0.13%	
251101 Lake Saunders	W	43.0	0.08%	
251102 South	W	3,065.1	6.03%	
251103 South	S	2,966.8	5.84%	
251106 North	W	5,684.5	11.19%	23.28%
Utilities, Inc. of Florida				
252110 Weathersfield	W	1,174.0	2.31%	
252111 Weathersfield	S	1,160.5	2.28%	
252113 Oakland Shores	W	225.5	0.44%	
252114 Little Wekiva	W	61.0	0.12%	
252115 Park Ridge	W	102.0	0.20%	
252116 Phillips	W	77.0	0.15%	
252117 Crystal Lake	W	171.0	0.34%	
252118 Ravenna Park	W	345.0	0.68%	
252119 Ravenna Park	S	245.0	0.48%	
252121 Bear Lake Manor	W	224.5	0.44%	
252122 Jansen	W	250.5	0.49%	
252123 Crescent Heights	W	260.5	0.51%	
252124 Davis Shores	W	43.0	0.08%	

252129 Golden Hills	W	532.1	1.05%	
252130 Golden Hills	S	78.8	0.16%	9.74%
255100 Sanlando	W	11,797.7	23.22%	
255101 Sanlando	S	9,158.0	18.03%	
255102 Sanlando	R	4.0	0.01%	41.26%
260100 Pennbrooke	W	1,465.0	2.88%	
260101 Pennbrooke	S	1,247.0	2.45%	5.34%
		50,803.4	100.00%	100.00%

System		ERC Count (1)	Percentage to Total	
Utilities, Inc. of Florida				
252110 Weathersfield	W	1,174.0	4.64%	
252111 Weathersfield	S	1,160.5	4.59%	
252113 Oakland Shores	W	225.5	0.89%	
252114 Little Wekiva	W	61.0	0.24%	
252115 Park Ridge	W	102.0	0.40%	
252116 Phillips	W	77.0	0.30%	
252117 Crystal Lake	W	171.0	0.68%	
252118 Ravenna Park	W	345.0	1.36%	
252119 Ravenna Park	S	245.0	0.97%	
252121 Bear Lake Manor	W	224.5	0.89%	
252122 Jansen	W	250.5	0.99%	
252123 Crescent Heights	W	260.5	1.03%	
252124 Davis Shores	W	43.0	0.17%	17.15%
255100 Sanlando	W	11,797.7	46.63%	
255101 Sanlando	S	9,158.0	36.20%	
255102 Sanlando	R	4.0	0.02%	82.85%
		25,299.2	100.00%	100.00%

System		ERC Count (1)	Percentage to Total	
LUSI				
251100 Four Lakes	W	66.0	0.44%	
251101 Lake Saunders	W	43.0	0.28%	
251102 South	W	3,065.1	20.23%	
251103 South	S	2,966.8	19.59%	
251106 North	W	5,684.5	37.53%	78.06%
Utilities, Inc. of Florida				
252129 Golden Hills	W	532.1	3.51%	
252130 Golden Hills	S	78.8	0.52%	4.03%
260100 Pennbrooke	W	1,465.0	9.67%	
260101 Pennbrooke	S	1,247.0	8.23%	17.90%
		15,148.3	100.00%	100.00%

System		ERC Count (1)	Percentage to Total	
245100 Alafaya	S	7,545.9	16.87%	
245101 Alafaya	R	1,065.0	2.38%	19.26%
LUSI				
251100 Four Lakes	W	66.0	0.15%	
251101 Lake Saunders	W	43.0	0.10%	
251102 South	W	3,065.1	6.85%	
251103 South	S	2,966.8	6.63%	
251106 North	W	5,684.5	12.71%	26.44%
Utilities, Inc. of Florida				

5

252129 Golden Hills	W	532.1	1.19%	
252130 Golden Hills	S	78.8	0.18%	1.37%
255100 Sanlando	W	11,797.7	26.38%	
255101 Sanlando	S	9,158.0	20.48%	
255102 Sanlando	R	4.0	0.01%	46.87%
260100 Pennbrooke	W	1,465.0	3.28%	
260101 Pennbrooke	S	1,247.0	2.79%	6.06%
		<u>44,718.9</u>	<u>100.00%</u>	<u>100.00%</u>

System		ERC Count (1)	Percentage to Total	
245100 Alafaya	S	7,545.9	14.85%	
245101 Alafaya	R	1,065.0	2.10%	16.95%
246100 Longwood	S	1,745.0	3.43%	3.43%
LUSI				
251100 Four Lakes	W	66.0	0.13%	
251101 Lake Saunders	W	43.0	0.08%	
251102 South	W	3,065.1	6.03%	
251103 South	S	2,966.8	5.84%	
251106 North	W	5,684.5	11.19%	23.28%
Utilities, Inc. of Florida				
252110 Weathersfield	W	1,174.0	2.31%	
252111 Weathersfield	S	1,160.5	2.28%	
252113 Oakland Shores	W	225.5	0.44%	
252114 Little Wekiva	W	61.0	0.12%	
252115 Park Ridge	W	102.0	0.20%	
252116 Phillips	W	77.0	0.15%	
252117 Crystal Lake	W	171.0	0.34%	
252118 Ravenna Park	W	345.0	0.68%	
252119 Ravenna Park	S	245.0	0.48%	
252121 Bear Lake Manor	W	224.5	0.44%	
252122 Jansen	W	250.5	0.49%	
252123 Crescent Heights	W	260.5	0.51%	
252124 Davis Shores	W	43.0	0.08%	
252129 Golden Hills	W	532.1	1.05%	
252130 Golden Hills	S	78.8	0.16%	9.74%
255100 Sanlando	W	11,797.7	23.22%	
255101 Sanlando	S	9,158.0	18.03%	
255102 Sanlando	R	4.0	0.01%	41.26%
260100 Pennbrooke	W	1,465.0	2.88%	
260101 Pennbrooke	S	1,247.0	2.45%	5.34%
		<u>50,803.4</u>	<u>100.00%</u>	<u>100.00%</u>

System		ERC Count (1)	Percentage to Total	
245100 Alafaya	S	7,545.9	25.52%	
245101 Alafaya	R	1,065.0	3.60%	29.12%
255100 Sanlando	W	11,797.7	39.90%	
255101 Sanlando	S	9,158.0	30.97%	
255102 Sanlando	R	4.0	0.01%	70.88%
		<u>29,570.6</u>	<u>100.00%</u>	<u>100.00%</u>

System		ERC Count (1)	Percentage to Total	
260100 Pennbrooke	W	1,465.0	54.02%	

260101 Pennbrooke	S	1,247.0	45.98%	100.00%
		<u>2,712.0</u>	<u>100.00%</u>	<u>100.00%</u>

System		ERC Count (1)	Percentage to Total	
245101 Alafaya	R	1,065.0	4.51%	4.51%
LUSI				
251100 Four Lakes	W	66.0	0.28%	
251101 Lake Saunders	W	43.0	0.18%	
251106 North	W	5,684.5	24.10%	24.56%
Utilities, Inc. of Florida				
252110 Weathersfield	W	1,174.0	4.98%	
252113 Oakland Shores	W	225.5	0.96%	
252114 Little Wekiva	W	61.0	0.26%	
252115 Park Ridge	W	102.0	0.43%	
252116 Phillips	W	77.0	0.33%	
252117 Crystal Lake	W	171.0	0.72%	
252118 Ravenna Park	W	345.0	1.46%	
252121 Bear Lake Manor	W	224.5	0.95%	
252122 Jansen	W	250.5	1.06%	
252123 Crescent Heights	W	260.5	1.10%	
252124 Davis Shores	W	43.0	0.18%	
252129 Golden Hills	W	532.1	2.26%	14.69%
255100 Sanlando	W	11,797.7	50.01%	
255102 Sanlando	R	4.0	0.02%	50.03%
260100 Pennbrooke	W	1,465.0	6.21%	6.21%
		<u>23,591.3</u>	<u>100.00%</u>	<u>100.00%</u>

System		ERC Count (1)	Percentage to Total	
LUSI				
251100 Four Lakes	W	66.0	0.45%	
251101 Lake Saunders	W	43.0	0.30%	
251102 South	W	3,065.1	21.08%	
251103 South	S	2,966.8	20.41%	
251106 North	W	5,684.5	39.10%	81.34%
260100 Pennbrooke	W	1,465.0	10.08%	
260101 Pennbrooke	S	1,247.0	8.58%	18.66%
		<u>14,537.4</u>	<u>100.00%</u>	<u>100.00%</u>

System		ERC Count (1)	Percentage to Total	
245100 Alafaya	S	7,545.9	56.78%	
245101 Alafaya	R	1,065.0	8.01%	64.79%
246100 Longwood	S	1,745.0	13.13%	13.13%
Utilities, Inc. of Florida				
252110 Weathersfield	W	1,174.0	8.83%	
252113 Oakland Shores	W	225.5	1.70%	
252114 Little Wekiva	W	61.0	0.46%	
252115 Park Ridge	W	102.0	0.77%	
252116 Phillips	W	77.0	0.58%	
252117 Crystal Lake	W	171.0	1.29%	
252118 Ravenna Park	W	345.0	2.60%	
252121 Bear Lake Manor	W	224.5	1.69%	
252122 Jansen	W	250.5	1.88%	
252123 Crescent Heights	W	260.5	1.96%	

252124 Davis Shores	W	43.0	0.32%	22.08%
		<u>13,289.9</u>	<u>100.00%</u>	<u>100.00%</u>

System		ERC Count (1)	Percentage to Total	
255100 Sanlando	W	11,797.7	99.97%	
255102 Sanlando	R	4.0	0.03%	100.00%
		<u>11,801.7</u>	<u>100.00%</u>	<u>100.00%</u>

System		ERC Count (1)	Percentage to Total	
Utilities, Inc. of Florida				
252110 Weathersfield	W	1,174.0	8.14%	
252113 Oakland Shores	W	225.5	1.56%	
252114 Little Wekiva	W	61.0	0.42%	
252115 Park Ridge	W	102.0	0.71%	
252116 Phillips	W	77.0	0.53%	
252117 Crystal Lake	W	171.0	1.19%	
252118 Ravenna Park	W	345.0	2.39%	
252121 Bear Lake Manor	W	224.5	1.56%	
252122 Jansen	W	250.5	1.74%	18.23%
255100 Sanlando	W	11,797.7	81.77%	81.77%
		<u>14,428.2</u>	<u>100.00%</u>	<u>100.00%</u>

System		ERC Count (1)	Percentage to Total	
246100 Longwood	S	1,745.0	100.00%	100.00%
		<u>1,745.0</u>	<u>100.00%</u>	<u>100.00%</u>

System		ERC Count (1)	Percentage to Total	
242100 Lake Placid	W	130.7	0.79%	
242101 Lake Placid	S	130.7	0.79%	1.57%
248100 Cypress Lakes	W	1,247.0	7.50%	
248101 Cypress Lakes	S	1,145.5	6.89%	14.38%
249100 Eagle Ridge	S	1,602.6	9.63%	
249101 Eagle Ridge	S	908.0	5.46%	15.09%
250100 Mid-County	S	3,355.0	20.17%	20.17%
Utilities, Inc. of Florida				
252106 Oranewood	W	1,788.3	10.75%	
252107 Oranewood	S	162.0	0.97%	
252125 Summertree	W	1,225.0	7.36%	
252126 Summertree	S	1,023.0	6.15%	
252128 Lake Tarpon	W	433.3	2.60%	27.84%
256100 Sandalhaven	S	1,083.9	6.52%	6.52%
257100 Bayside	W	242.0	1.45%	
257101 Bayside	S	241.0	1.45%	2.90%
259100 Labrador	W	781.1	4.70%	
259101 Labrador	S	760.7	4.57%	9.27%
262100 Sandy Creek	W	203.8	1.23%	
262101 Sandy Creek	S	171.0	1.03%	2.25%
		<u>16,634.6</u>	<u>100.00%</u>	<u>100.00%</u>

INFORMATION PROVIDED TO AUDIT STAFF AS REQUESTED IN CONNECTION
WITH AUDIT CONTROL NO. 10-014-4-1

DOCUMENT NUMBER-DATE

01254 FEB 25 =

FPSC-COMMISSION CLERK

2009 TP FL RATE CARES
SALARY ADJUSTMENT

wp a

Name	Position	Column A	Column B	Column C	Column D	Column E	Column F	Column G	Column H	Column I	Column J	Column K	Column L	Column M	Column N	Column O	Column P	Column Q	Column R
Name	Position	Current Salary	2007 Payroll	Total	Salary 2,25% Increase (September 07)	Total 2007	Salary 3.2% Increase (April 08)	Total Pro Forma Salary	Pro Forma FICA	Pro Forma FLTA	Pro Forma FLTA	Pro Forma Pension	Pro Forma 401K	Pro Forma Health Insurance and Benefits	Vehicle Allowance	Discretionary Salary	Vehicle Price	Vehicle Accounted Depreciation	Vehicle Depreciation Expense
Adler, James	Operator																		
Anderson, Daniel	Operator																		
Austin Jr, Arthur	Field Technician																		
Bailey, Alan	Operator																		
Bishop, Alvin	Operator																		
Blauro, Christopher	Meter Reader																		
Borras, David	Operator																		
Boungtra, John	Business Manager																		
Brown, Donna	Meter Reader																		
Brown, Robert	Operator																		
Calahan, Robert	Operator																		
Cardinal, Anthony	Operator																		
Carver, Nathaniel	Project Manager																		
Chard, Ronald	Crane Connection Specialist																		
Coates, Bill	Area Manager																		
Coffey, Jr, John	Operator																		
Coit, James	Lead Operator																		
Cooker, Ronald	Operator																		
Cooper, Robert	Operator																		
Devon, Joe	Lead Operator																		
Dodd, Donald	Lead Operator																		
Durham, Rick	Regional Vice President																		
Ebert, Shawn	Field Technician																		
Edlow, James	Operator																		
Ehlers, Brian	Operator																		
Fack, Alan	Operator																		
Fackish, Jeffrey	Lead Operator																		
Flynn, Patrick	Regional Director																		
Franz, Kenneth	Field Technician																		
Fritzel, Cody	Operator																		
Galsena, Richard	Field Technician																		
Garcia Jr, Ismael	Operator																		
Geachewi, Dominick	Area Manager																		
Gidwin, Patrick	Lead Operator																		
Ginger, Bryan	Regional Manager																		
Gomes, Scotty	Project Manager																		
Grainger Jr, Leroy	Field Technician (PT)																		
Haber, Stephen	Lead Operator																		
Hambler, Don	Operator																		
Hazleton, Jerome	Operator																		
Howe, Swathy	Safety Manager																		
Hughe, Raymond	Operator																		
Hullner, James	Field Technician																		
Hulsham, Roger	Lead Operator																		
Kay, Thomas	Lead Operator																		
Kelma, Joseph	Lead Operator																		
Leard, Mark	Field Technician																		
Leard, Scott	Field Technician																		
Larson, Alexander	Operator																		
Marin, E. John	Field Supervisor																		
McPhee, Allan	Lead Operator																		
Motter, Matthew	Field Technician																		
Noel, William	Area Manager																		
Overson, Michael	Field Technician																		
Patrick, Raymond	Operator																		
Pennington, Jonathan	Field Technician																		
Pione, Steve	Operator																		
Phillips, Christopher	Operator																		
Pinker, Jeffrey	Field Supervisor																		
Power, Trevor	Operator																		
Rainot, Craig	Lead Operator																		
Romagu, Roberto	Meter Reader																		
Richardson, James	Operator																		
Schaefer, Keith	Operator																		
Schack, Kevin	Field Technician																		
Schwarze, Charles	Area Manager																		
Shifflett, David	Lead Operator																		
Shaw, Mickey	Field Technician																		
Silbner, Kathy	Area Manager																		
Silbner, Terry	Operator (PT)																		
Smith, Donald	Field Technician																		
Sofone, Barry	Operator																		
Stewart, Malcolm	Area Manager																		
Sobel, Corey	Lead Operator																		
Stephens, James	Operator																		
Stojanowski, Stephen	Operator																		
Thiel, David	Field Technician																		
Tzoref, Paul	Field Technician																		
Vannatter Jr, Nathan	Lead Operator																		
Walker, Roland	Lead Operator																		
Walker, Colin	Field Technician																		
White, Ronald	Field Supervisor																		
Wierzbicki, Anthony	Project Manager																		
Wilhoose, Eliza	Operator																		
Wilson, Michael	Regional Manager																		
Woodruff, Michael	Operator (PT)																		
Worrell, David	Operator																		
Wright, Jason	Operator																		
Wright, Thomas	Field Technician																		
Abbott, Loreta	Office Clerk (1)																		
Barnett, Kimberly	Customer Service Representative (1)																		

REDACTED

DOCUMENT NUMBER-DATE

01254 FEB 25 =

FPSC-COMMISSION CLERK

2009 FY FL RATE CASES
SALARY ADJUSTMENT

7/9

Title	Name	Position
Customer Service Representative (1)	Cochran, Isabel	
Accounts Receivable Clerk (1)	Conacher, Matthew	
Customer Service Representative (1)	Christen, Elise	
Staff Assistant (1)	Diquasale, Stana	
Office Clerk (1)	Hicks, Peggy	
Customer Service Representative (1)	Mayraki, Loris	
Customer Service Representative (1)	Loftis, Lonna	
Office Clerk (1)	Mull, Sandra	
Accounts Receivable Clerk (1)	Palacio, Reginald	
Office Clerk (1)	Ragani, Ann	
Office Clerk (1)	Smit, Karen	
Customer Service Representative (1)	Silence, Jacqueline	
Accounts Payable Clerk (1)	Trivinger, Parrelly	
Payroll Support	Amour, Diane	
Regulatory Accountant	Bayler, Janna	
Operations Director	Ball, William	
Human Resources Generalist	Blomquist, Larry	
IT Manager	Chavez Jr, Jimmy	
Accounts Payable Clerk (PT)	Chang, Tae	
Regulatory Accountant	Cheney, Evershawn	
Administrative Assistant	Sveinik, Agnes	
Regulatory Accountant *	Ciccarilli, Daniel	
Chief Operations Officer	Chenault, Lisa	
Fixed Assets Accountant	Coughlin, Erin	
IT Specialist	Dann, Brian	
IT Specialist	Dove, Harold	
Senior Accountant	DiMona, Michelle	
Regulatory Accounting Manager	Dryjański, Michael	
Fixed Assets Accountant	Dulanto, Carlos	
Accounts Payable Manager	Fedorov, Antonette	
Accounts Manager	Friedman, Avilina	
Regulatory Manager	Georgiev, Lena	
Data Entry Clerk	Gomez, Samuel	
RH Clerk	Grimes, Deborah	
Accounts Payable Clerk	Havril, Janice	
Director of Finance	Haynes Jr, John	
Manager of Human Resources	Hopkins, John Robert	
Chief Regulatory Officer	Hay, John	
Chief Financial Officer	Jagodzki, James	
Accountant	Kerney, Justin	
Accounting Manager	Kim, Christine	
Customer Service Representative Manager	Kriegler, Adriano	
Executive Assistant	Kragman, Stacy	
Financial Analyst	Laguarda, Samuel	
Chief Financial Officer	Lubanski, Steven	
Account Manager	Luppino, Nancy	
Account Manager	Luppino, Phyllis	
Accountant	Marinova, Skobodin	
Administrative Clerk (PT)	Martoni, Michelle	
Billing Specialist	Mathews, Mary Ellen	
Data Specialist	McCrain, Pamela	
Payroll Support	McLean, Pamela	
Regulatory Accountant	Mehra, Deepam	
Account Manager	Miranda, Margarita	
Billing Analyst	Monney, Christopher	
Senior Regulatory Accountant	Noyakina, Dimity	
IT Manager	Outler, Tom	
IT Specialist	Panaceo, Nicholas	
Receptionist	Park, Nancy	
Senior Accountant	Podraz, Victoria	
Senior Regulatory Accountant *	Polish, Eric	
Safety Coordinator	Ross, Keadra	
Tax Accountant	Schwarz, William	
Med. Clerk	Schique, Mircea	
President	Schmacher, Lawrence	
Project Manager	Serrill III, George	
Fixed Asset Accountant	Shah, Kirichandir	
Regulatory Accountant	Shank, Brian	
Office Specialist	Simmone, Rodney	
Systems Specialist	Sunbury Jr, Thomas	
Accounting Manager	Sowell, George	
Executive Assistant	Stone, Leslie	
General Counsel	Stover, John	
Business Director	Sudkamp, Donald	
Administrative Clerk	Valfré, Lawrence	
Regulatory Accounting Manager *	Weeks, Kirsten	
Director of Governmental Affairs	Williams III, John	
Regulatory Accountant	Yip Jr, Lowell	
Director of Strategic Planning	Yonai, Darin	
Account Manager	Zavala, Abonito	

Column A	Column B	Column C	Column D	Column E	Column F	Column G	Column H	Column I	Column J	Column K	Column L	Column M	Column N	Column O	Column P	Column Q	Column R	Column S
Current Salary	2009 Drawing	Total	Salary 2,25% Increase (September 02)	Total 2009	Salary 2.5% Increase (April 10)	Total Pro Forma Salary	Pro Forma FICA	Pro Forma FUTA	Pro Forma SUTA	Pro Forma Pension	Pro Forma 401K	Pro Forma Health Insurance and Benefits	Vehicle Number	Depreciation Start	Vehicle Price	Vehicle Accumulated Depreciation	Vehicle Depreciation Expense	
646	February 2008	29,749		(14,461)	4,958													
<hr/>																		
1,935,162 1,920,162 294,189																		
<hr/>																		
Column A	Column B	Column C	Column D	Column E	Column F	Column G	Column H	Column I	Column J	Column K	Column L	Column M	Column N	Column O	Column P	Column Q	Column R	Column S
Current Salary	2009 Drawing	Total	Salary 2,25% Increase (September 02)	Total 2009	Salary 2.5% Increase (April 10)	Total Pro Forma Salary	Pro Forma FICA	Pro Forma FUTA	Pro Forma SUTA	Pro Forma Pension	Pro Forma 401K	Pro Forma Health Insurance and Benefits	Vehicle Number	Depreciation Start	Vehicle Price	Vehicle Accumulated Depreciation	Vehicle Depreciation Expense	
													0911	January 2009				
													0830	November 2007	800	(156)	133	

Utilities, Inc. of Florida - Mobile

Name	Position
Alley, James	Operator
Anderson, Donald	Operator
Smith Jr, Arthur	Field Technician
Bisley, Alan	Operator
Binlap, Alvin	Operator
Blanca, Christopher	Master Reader
Bourne, David	Operator

2009 TY FL RATE CASER
SALARY ADJUSTMENT

7/9

Name	Position
Patrick, Reginald	Accounts Receivable Clerk (I)
Rapini, Aaa	Office Clerk (I)
Saiki, Karen	Office Manager (I)
Silisko, Jacqueline	Customer Service Representative (I)
Travinger, Perrelyn	Accounts Payable Clerk (I)
Amann, Diane	Payroll Support
Hayes, James	Regulatory Accountant
Bill Wilson	Operations Director
Strawfield, Laura	Human Resources Generalist
Carades Jr, Jimmy	IT Manager
Chang, Tan	Accounts Payable Clerk (PT)
Chemney, Eymannian	Regulatory Accountant
Serrillo, Agnes	Administrative Assistant
Ciccarrelli, Daniel	Regulatory Accountant *
Crossitt, Lisa	Chief Operations Officer
Chaplin, Erin	Fixed Assets Accountant
Diana, Brian	IT Specialist
Dave, Harold	IT Specialist
DiMeo, Michelle	Senior Accountant
Dryjanski, Michael	Regulatory Accounting Manager
Dulento, Carlos	Fixed Assets Accountant
Fedorin, Antonia	Accounts Payable Manager
Friedman, Avielia	Account Manager
Geoprey, Lisa	Regulatory Manager
Gomez, Samuel	Data Entry Clerk
Gomez, Deborah	RH Clerk
Harnel, James	Accounts Payable Clerk
Haynes Jr, John	Director of Finance
Hopkins, John Robert	Manager of Human Resources
Hoy, John	Chief Regulatory Officer
Joseph, James	Chief Financial Officer
Karney, Selma	Accountant
Kin, Christine	Accounting Manager
Krugler, Adrienne	Customer Service Representative Manager
Krugman, Stacy	Executive Assistant
Ligerman, Samuel	Financial Analyst
Liberucci, Silvia	Chief Financial Officer
Lappino, Nancy	Account Manager
Lappino, Phyllis	Account Manager
Martino, Shobona	Accountant
Martoni, Michelle	Administrative Clerk (PT)
Mathews, Mary Ellen	Billing Specialist
McCrain, Pamela	Data Specialist
McLean, Pamela	Payroll Support
Melina, Howard	Regulatory Accountant
Miranda, Margarita	Account Manager
Mooney, Christopher	Billing Analyst
Nezzalman, Dinahy	Senior Regulatory Accountant
Outler, Tom	IT Manager
Pasano, Nicholas	IT Specialist
Park, Nancy	Receptionist
Potrus, Vickie	Senior Accountant
Povack, Edin	Senior Regulatory Accountant *
Ross, Linda	Safety Coordinator
Schier, William	Tax Accountant
Schlegel, Mircea	Mail Clerk
Schmeicher, Lawrence	President
Serrill III, George	Project Manager
Shah, Karthickar	Fixed Assets Accountant
Shelby, Brian	Regulatory Accountant
Simmons, Rodney	Office Specialist
Smiley Jr, Thomas	Systems Specialist
Sorens, George	Accounting Manager
Snow, Leslie	Executive Assistant
Stover, John	General Counsel
Suddeth, Donald	Business Director
Vahic, Lawrence	Administrative Clerk
Warka, Kirsten	Regulatory Accounting Manager *
Williams III, John	Director of Governmental Affairs
Yag Jr, Lowell	Regulatory Accountant
Yonak, Darin	Director of Strategic Planning
Zavala, Annetta	Account Manager

Column A	Column B	Column C	Column D	Column E	Column F	Column G	Column H	Column I	Column J	Column K	Column L	Column M	Column N	Column O	Column P	Column Q	Column R	Column S	Column T		
Current Salary	2009 Current	Total	Salary 2.25% Increase (September 09)	Total 2009	Salary 3.5% Increase (April 10)	Total Pre-Form Salary	Pre-Form PCA	Pre-Form FUTA	Pre-Form SUTA	Pre-Form Pension	Pre-Form 401K	Pre-Form Health Insurance and Benefits	Vehicle Number	Depreciation Start	Vehicle Price	Vehicle Accumulated Depreciation	Vehicle Depreciation Expense				
													0649	February 2006	64	(31)	11				
																\$2,125	(\$2,647)	\$1,179			

Unfilled Inv. of Florida - Drivers

Name	Position
Adley, James	Operator
Anderson, Daniel	Operator
Austin Jr, Arthur	Field Technician
Bailey, Alan	Operator
Bishop, Alvin	Operator
Blanca, Christopher	Motor Reader
Boerner, David	Operator
Bonagret, John	Business Manager
Bryson, Donna	Motor Reader
Brown, Robert	Operator
Callahan, Robert	Operator
Carbunk, Anthony	Operator
Carver, Nathaniel	Project Manager
Cherf, Ronald	Cross Connection Specialist
Conner, Bill	Area Manager

Column A	Column B	Column C	Column D	Column E	Column F	Column G	Column H	Column I	Column J	Column K	Column L	Column M	Column N	Column O	Column P	Column Q	Column R	Column S	Column T	
Current Salary	2009 Current	Total	Salary 2.25% Increase (September 09)	Total 2009	Salary 3.5% Increase (April 10)	Total Pre-Form Salary	Pre-Form PCA	Pre-Form FUTA	Pre-Form SUTA	Pre-Form Pension	Pre-Form 401K	Pre-Form Health Insurance	Vehicle Number	Depreciation Start	Vehicle Price	Vehicle Accumulated Depreciation	Vehicle Depreciation Expense			
													0726	December 2006	147	(33)	24			
													0659	July 2006	157	(65)	26			

ERC COUNT 12/08
 FLORIDA FIELD EMPLOYEES

w/p d-3

Column A	Column B		Column C	Column D	
	System		ERC Count (1)	Percentage to Total	
	241100 Tierra Verde	S	2,093.2	14.07%	14.07%
	248100 Cypress Lakes	W	1,247.0	8.38%	
	248101 Cypress Lakes	S	1,145.5	7.70%	16.09%
	250100 Mid-County	S	3,355.0	22.56%	22.56%
	Utilities, Inc. of Florida				
	252106 Orangewood	W	1,788.3	12.02%	
	252107 Orangewood	S	162.0	1.09%	
	252125 Summertree	W	1,225.0	8.24%	
	252126 Summertree	S	1,023.0	6.88%	
	252128 Lake Tarpon	W	433.3	2.91%	31.14%
	257100 Bayside	W	242.0	1.63%	
	257101 Bayside	S	241.0	1.62%	3.25%
	259100 Labrador	W	781.1	5.25%	
	259101 Labrador	S	760.7	5.12%	10.37%
	262100 Sandy Creek	W	203.8	1.37%	
	262101 Sandy Creek	S	171.0	1.15%	2.52%
			<u>14,871.9</u>	<u>100.00%</u>	<u>100.00%</u>
	System		ERC Count (1)	Percentage to Total	
	241100 Tierra Verde	S	2,093.2	31.13%	31.13%
	Utilities, Inc. of Florida				
	252106 Orangewood	W	1,788.3	26.59%	
	252107 Orangewood	S	162.0	2.41%	
	252125 Summertree	W	1,225.0	18.22%	
	252126 Summertree	S	1,023.0	15.21%	
	252128 Lake Tarpon	W	433.3	6.44%	68.87%
			<u>6,724.8</u>	<u>100.00%</u>	<u>100.00%</u>
	System		ERC Count (1)	Percentage to Total	
	242100 Lake Placid	W	130.7	3.39%	
	242101 Lake Placid	S	130.7	3.39%	6.78%
	249100 Eagle Ridge	S	1,602.6	41.56%	
	249101 Eagle Ridge	S	908.0	23.55%	65.11%
	256100 Sandalhaven	S	1,083.9	28.11%	28.11%
			<u>3,855.9</u>	<u>100.00%</u>	<u>100.00%</u>

	<u>System</u>		<u>ERC Count (I)</u>	<u>Percentage to Total</u>	
242100	Lake Placid	W	130.7	0.71%	
242101	Lake Placid	S	130.7	0.71%	1.42%
248100	Cypress Lakes	W	1,247.0	6.78%	
248101	Cypress Lakes	S	1,145.5	6.23%	13.01%
249100	Eagle Ridge	S	1,602.6	8.71%	
249101	Eagle Ridge	S	908.0	4.94%	13.65%
250100	Mid-County	S	3,355.0	18.24%	18.24%
Utilities, Inc. of Florida					
252106	Orangewood	W	1,788.3	9.72%	
252107	Orangewood	S	162.0	0.88%	
252125	Summertree	W	1,225.0	6.66%	
252126	Summertree	S	1,023.0	5.56%	
252128	Lake Tarpon	W	433.3	2.36%	25.18%
253101	Miles Grant	W	1,104.7	6.01%	
253102	Miles Grant	S	1,030.2	5.60%	11.61%
256100	Sandalhaven	S	1,083.9	5.89%	5.89%
257100	Bayside	W	242.0	1.32%	
257101	Bayside	S	241.0	1.31%	2.63%
259100	Labrador	W	781.1	4.25%	
259101	Labrador	S	760.7	4.14%	8.38%
			<u>18,394.7</u>	<u>100.00%</u>	<u>100.00%</u>

	<u>System</u>		<u>ERC Count (I)</u>	<u>Percentage to Total</u>	
242100	Lake Placid	W	130.7	0.68%	
242101	Lake Placid	S	130.7	0.68%	1.37%
248100	Cypress Lakes	W	1,247.0	6.52%	
248101	Cypress Lakes	S	1,145.5	5.99%	12.51%
249100	Eagle Ridge	S	1,602.6	8.38%	
249101	Eagle Ridge	S	908.0	4.75%	13.12%
250100	Mid-County	S	3,355.0	17.54%	17.54%
Utilities, Inc. of Florida					
252106	Orangewood	W	1,788.3	9.35%	
252107	Orangewood	S	162.0	0.85%	
252125	Summertree	W	1,225.0	6.40%	
252126	Summertree	S	1,023.0	5.35%	
252128	Lake Tarpon	W	433.3	2.26%	24.21%
253101	Miles Grant	W	1,104.7	5.77%	
253102	Miles Grant	S	1,030.2	5.38%	11.16%
256100	Sandalhaven	S	1,083.9	5.67%	5.67%
257100	Bayside	W	242.0	1.26%	
257101	Bayside	S	241.0	1.26%	2.52%
259100	Labrador	W	781.1	4.08%	
259101	Labrador	S	760.7	3.98%	8.06%
261100	Hutchinson Island	W	195.2	1.02%	
261101	Hutchinson Island	S	167.2	0.87%	1.89%
262100	Sandy Creek	W	203.8	1.07%	
262101	Sandy Creek	S	171.0	0.89%	1.96%
			<u>19,131.9</u>	<u>100.00%</u>	<u>100.00%</u>

<u>System</u>	<u>ERC Count (1)</u>	<u>Percentage to Total</u>	
241100 Tierra Verde	S 2,093.2	20.77%	20.77%
250100 Mid-County	S 3,355.0	33.28%	33.28%
Utilities, Inc. of Florida			
252106 Orangewood	W 1,788.3	17.74%	
252107 Orangewood	S 162.0	1.61%	
252125 Summertree	W 1,225.0	12.15%	
252126 Summertree	S 1,023.0	10.15%	
252128 Lake Tarpon	W 433.3	4.30%	45.95%
	<u>10,079.8</u>	<u>100.00%</u>	<u>100.00%</u>


<u>System</u>	<u>ERC Count (1)</u>	<u>Percentage to Total</u>	
Utilities, Inc. of Florida			
252129 Golden Hills	W 532.1	16.01%	
252130 Golden Hills	S 78.8	2.37%	18.38%
260100 Pennbrooke	W 1,465.0	44.09%	
260101 Pennbrooke	S 1,247.0	37.53%	81.62%
	<u>3,322.9</u>	<u>100.00%</u>	<u>100.00%</u>

<u>System</u>	<u>ERC Count (1)</u>	<u>Percentage to Total</u>	
255100 Sanlando	W 11,797.7	56.29%	
255101 Sanlando	S 9,158.0	43.69%	
255102 Sanlando	R 4.0	0.02%	100.00%
	<u>20,959.7</u>	<u>100.00%</u>	<u>100.00%</u>

<u>System</u>	<u>ERC Count (1)</u>	<u>Percentage to Total</u>	
LUSI			
251100 Four Lakes	W 66.0	0.42%	
251101 Lake Saunders	W 43.0	0.27%	
251102 South	W 3,065.1	19.29%	
251103 South	S 2,966.8	18.67%	
251106 North	W 5,684.5	35.77%	74.42%
Utilities, Inc. of Florida			
252129 Golden Hills	W 532.1	3.35%	
252130 Golden Hills	S 78.8	0.50%	3.84%
254101 ACME	N R 742.5	4.67%	4.67%
260100 Pennbrooke	W 1,465.0	9.22%	
260101 Pennbrooke	S 1,247.0	7.85%	17.07%
	<u>15,890.8</u>	<u>100.00%</u>	<u>100.00%</u>



<u>System</u>		<u>ERC Count (1)</u>	<u>Percentage to Total</u>	
245100 Alafaya	S	7,545.9	21.16%	
245101 Alafaya	R	1,065.0	2.99%	24.15%
246100 Longwood	S	1,745.0	4.89%	4.89%
Utilities, Inc. of Florida				
252110 Weathersfield	W	1,174.0	3.29%	
252111 Weathersfield	S	1,160.5	3.25%	
252113 Oakland Shores	W	225.5	0.63%	
252114 Little Wekiva	W	61.0	0.17%	
252115 Park Ridge	W	102.0	0.29%	
252116 Phillips	W	77.0	0.22%	
252117 Crystal Lake	W	171.0	0.48%	
252118 Ravenna Park	W	345.0	0.97%	
252119 Ravenna Park	S	245.0	0.69%	
252121 Bear Lake Manor	W	224.5	0.63%	
252122 Jansen	W	250.5	0.70%	
252123 Crescent Heights	W	260.5	0.73%	
252124 Davis Shores	W	43.0	0.12%	12.17%
255100 Sanlando	W	11,797.7	33.09%	
255101 Sanlando	S	9,158.0	25.68%	
255102 Sanlando	R	4.0	0.01%	58.78%
		<u>35,655.1</u>	<u>100.00%</u>	<u>100.00%</u>



<u>System</u>		<u>ERC Count (1)</u>	<u>Percentage to Total</u>	
Utilities, Inc. of Florida				
252106 Orangewood	W	1,788.3	38.61%	
252107 Orangewood	S	162.0	3.50%	
252125 Summertree	W	1,225.0	26.45%	
252126 Summertree	S	1,023.0	22.09%	
252128 Lake Tarpon	W	433.3	9.36%	100.00%
		<u>4,631.6</u>	<u>100.00%</u>	<u>100.00%</u>

	<u>System</u>		<u>ERC Count (1)</u>	<u>Percentage to Total</u>	
245100	Alafaya	S	7,545.9	14.85%	
245101	Alafaya	R	1,065.0	2.10%	16.95%
246100	Longwood	S	1,745.0	3.43%	3.43%
LUSI					
251100	Four Lakes	W	66.0	0.13%	
251101	Lake Saunders	W	43.0	0.08%	
251102	South	W	3,065.1	6.03%	
251103	South	S	2,966.8	5.84%	
251106	North	W	5,684.5	11.19%	23.28%
Utilities, Inc. of Florida					
252110	Weathersfield	W	1,174.0	2.31%	
252111	Weathersfield	S	1,160.5	2.28%	
252113	Oakland Shores	W	225.5	0.44%	
252114	Little Wekiva	W	61.0	0.12%	
252115	Park Ridge	W	102.0	0.20%	
252116	Phillips	W	77.0	0.15%	
252117	Crystal Lake	W	171.0	0.34%	
252118	Ravenna Park	W	345.0	0.68%	
252119	Ravenna Park	S	245.0	0.48%	
252121	Bear Lake Manor	W	224.5	0.44%	
252122	Jansen	W	250.5	0.49%	
252123	Crescent Heights	W	260.5	0.51%	
252124	Davis Shores	W	43.0	0.08%	
252129	Golden Hills	W	532.1	1.05%	
252130	Golden Hills	S	78.8	0.16%	9.74%
255100	Sanlando	W	11,797.7	23.22%	
255101	Sanlando	S	9,158.0	18.03%	
255102	Sanlando	R	4.0	0.01%	41.26%
260100	Pennbrooke	W	1,465.0	2.88%	
260101	Pennbrooke	S	1,247.0	2.45%	5.34%
			<u>50,803.4</u>	<u>100.00%</u>	<u>100.00%</u>

	<u>System</u>		<u>ERC Count (1)</u>	<u>Percentage to Total</u>	
Utilities, Inc. of Florida					
252110	Weathersfield	W	1,174.0	4.64%	
252111	Weathersfield	S	1,160.5	4.59%	
252113	Oakland Shores	W	225.5	0.89%	
252114	Little Wekiva	W	61.0	0.24%	
252115	Park Ridge	W	102.0	0.40%	
252116	Phillips	W	77.0	0.30%	
252117	Crystal Lake	W	171.0	0.68%	
252118	Ravenna Park	W	345.0	1.36%	
252119	Ravenna Park	S	245.0	0.97%	
252121	Bear Lake Manor	W	224.5	0.89%	
252122	Jansen	W	250.5	0.99%	
252123	Crescent Heights	W	260.5	1.03%	
252124	Davis Shores	W	43.0	0.17%	17.15%
255100	Sanlando	W	11,797.7	46.63%	
255101	Sanlando	S	9,158.0	36.20%	
255102	Sanlando	R	4.0	0.02%	82.85%
			<u>25,299.2</u>	<u>100.00%</u>	<u>100.00%</u>

5

	<u>System</u>		<u>ERC Count (1)</u>	<u>Percentage to Total</u>	
	LUSI				
251100	Four Lakes	W	66.0	0.44%	
251101	Lake Saunders	W	43.0	0.28%	
251102	South	W	3,065.1	20.23%	
251103	South	S	2,966.8	19.59%	
251106	North	W	5,684.5	37.53%	78.06%
	Utilities, Inc. of Florida				
252129	Golden Hills	W	532.1	3.51%	
252130	Golden Hills	S	78.8	0.52%	4.03%
260100	Pennbrooke	W	1,465.0	9.67%	
260101	Pennbrooke	S	1,247.0	8.23%	17.90%
			<u>15,148.3</u>	<u>100.00%</u>	<u>100.00%</u>

	<u>System</u>		<u>ERC Count (1)</u>	<u>Percentage to Total</u>	
245100	Alafaya	S	7,545.9	16.60%	
245101	Alafaya	R	1,065.0	2.34%	18.94%
	LUSI				
251100	Four Lakes	W	66.0	0.15%	
251101	Lake Saunders	W	43.0	0.09%	
251102	South	W	3,065.1	6.74%	
251103	South	S	2,966.8	6.53%	
251106	North	W	5,684.5	12.50%	26.01%
	Utilities, Inc. of Florida				
252129	Golden Hills	W	532.1	1.17%	
252130	Golden Hills	S	78.8	0.17%	1.34%
255100	Sanlando	W	11,797.7	25.95%	
255101	Sanlando	S	9,158.0	20.14%	
255102	Sanlando	R	4.0	0.01%	46.10%
254101	ACME	N R	742.5	1.63%	1.63%
260100	Pennbrooke	W	1,465.0	3.22%	
260101	Pennbrooke	S	1,247.0	2.74%	5.97%
			<u>45,461.4</u>	<u>100.00%</u>	<u>100.00%</u>

	<u>System</u>		<u>ERC Count (1)</u>	<u>Percentage to Total</u>	
	245100 Alafaya	S	7,545.9	14.64%	
	245101 Alafaya	R	1,065.0	2.07%	16.71%
	246100 Longwood	S	1,745.0	3.39%	3.39%
	LUSI				
	251100 Four Lakes	W	66.0	0.13%	
	251101 Lake Saunders	W	43.0	0.08%	
	251102 South	W	3,065.1	5.95%	
	251103 South	S	2,966.8	5.76%	
	251106 North	W	5,684.5	11.03%	22.94%
	Utilities, Inc. of Florida				
	252110 Weathersfield	W	1,174.0	2.28%	
	252111 Weathersfield	S	1,160.5	2.25%	
	252113 Oakland Shores	W	225.5	0.44%	
	252114 Little Wekiva	W	61.0	0.12%	
	252115 Park Ridge	W	102.0	0.20%	
	252116 Phillips	W	77.0	0.15%	
	252117 Crystal Lake	W	171.0	0.33%	
	252118 Ravenna Park	W	345.0	0.67%	
	252119 Ravenna Park	S	245.0	0.48%	
	252121 Bear Lake Manor	W	224.5	0.44%	
	252122 Jansen	W	250.5	0.49%	
	252123 Crescent Heights	W	260.5	0.51%	
	252124 Davis Shores	W	43.0	0.08%	
	252129 Golden Hills	W	532.1	1.03%	
	252130 Golden Hills	S	78.8	0.15%	9.60%
	254101 ACME	N R	742.5	1.44%	1.44%
	255100 Sanlando	W	11,797.7	22.89%	
	255101 Sanlando	S	9,158.0	17.77%	
	255102 Sanlando	R	4.0	0.01%	40.66%
	260100 Pennbrooke	W	1,465.0	2.84%	
	260101 Pennbrooke	S	1,247.0	2.42%	5.26%
			<u>51,545.9</u>	<u>100.00%</u>	<u>100.00%</u>

	<u>System</u>		<u>ERC Count (1)</u>	<u>Percentage to Total</u>	
	245100 Alafaya	S	7,545.9	25.52%	
	245101 Alafaya	R	1,065.0	3.60%	29.12%
	255100 Sanlando	W	11,797.7	39.90%	
	255101 Sanlando	S	9,158.0	30.97%	
	255102 Sanlando	R	4.0	0.01%	70.88%
			<u>29,570.6</u>	<u>100.00%</u>	<u>100.00%</u>

	<u>System</u>		<u>ERC Count (1)</u>	<u>Percentage to Total</u>	
	260100 Pennbrooke	W	1,465.0	54.02%	
	260101 Pennbrooke	S	1,247.0	45.98%	100.00%
			<u>2,712.0</u>	<u>100.00%</u>	<u>100.00%</u>

	<u>System</u>		<u>ERC Count (1)</u>	<u>Percentage to Total</u>	
245101	Alafaya	R	1,065.0	4.51%	4.51%
	LUSI				
251100	Four Lakes	W	66.0	0.28%	
251101	Lake Saunders	W	43.0	0.18%	
251106	North	W	5,684.5	24.10%	24.56%
	Utilities, Inc. of Florida				
252110	Weathersfield	W	1,174.0	4.98%	
252113	Oakland Shores	W	225.5	0.96%	
252114	Little Wekiva	W	61.0	0.26%	
252115	Park Ridge	W	102.0	0.43%	
252116	Phillips	W	77.0	0.33%	
252117	Crystal Lake	W	171.0	0.72%	
252118	Ravenna Park	W	345.0	1.46%	
252121	Bear Lake Manor	W	224.5	0.95%	
252122	Jansen	W	250.5	1.06%	
252123	Crescent Heights	W	260.5	1.10%	
252124	Davis Shores	W	43.0	0.18%	
252129	Golden Hills	W	532.1	2.26%	14.69%
255100	Sanlando	W	11,797.7	50.01%	
255102	Sanlando	R	4.0	0.02%	50.03%
260100	Pennbrooke	W	1,465.0	6.21%	6.21%
			<u>23,591.3</u>	<u>100.00%</u>	<u>100.00%</u>

	<u>System</u>		<u>ERC Count (1)</u>	<u>Percentage to Total</u>	
	LUSI				
251100	Four Lakes	W	66.0	0.45%	
251101	Lake Saunders	W	43.0	0.30%	
251102	South	W	3,065.1	21.08%	
251103	South	S	2,966.8	20.41%	
251106	North	W	5,684.5	39.10%	81.34%
260100	Pennbrooke	W	1,465.0	10.08%	
260101	Pennbrooke	S	1,247.0	8.58%	18.66%
			<u>14,537.4</u>	<u>100.00%</u>	<u>100.00%</u>

	<u>System</u>		<u>ERC Count (1)</u>	<u>Percentage to Total</u>	
245100	Alafaya	S	7,545.9	56.78%	
245101	Alafaya	R	1,065.0	8.01%	64.79%
246100	Longwood	S	1,745.0	13.13%	13.13%
Utilities, Inc. of Florida					
252110	Weathersfield	W	1,174.0	8.83%	
252113	Oakland Shores	W	225.5	1.70%	
252114	Little Wekiva	W	61.0	0.46%	
252115	Park Ridge	W	102.0	0.77%	
252116	Phillips	W	77.0	0.58%	
252117	Crystal Lake	W	171.0	1.29%	
252118	Ravenna Park	W	345.0	2.60%	
252121	Bear Lake Manor	W	224.5	1.69%	
252122	Jansen	W	250.5	1.88%	
252123	Crescent Heights	W	260.5	1.96%	
252124	Davis Shores	W	43.0	0.32%	22.08%
			<u>13,289.9</u>	<u>100.00%</u>	<u>100.00%</u>

	<u>System</u>		<u>ERC Count (1)</u>	<u>Percentage to Total</u>	
255100	Sanlando	W	11,797.7	99.97%	
255102	Sanlando	R	4.0	0.03%	100.00%
			<u>11,801.7</u>	<u>100.00%</u>	<u>100.00%</u>

	<u>System</u>		<u>ERC Count (1)</u>	<u>Percentage to Total</u>	
Utilities, Inc. of Florida					
252110	Weathersfield	W	1,174.0	8.14%	
252113	Oakland Shores	W	225.5	1.56%	
252114	Little Wekiva	W	61.0	0.42%	
252115	Park Ridge	W	102.0	0.71%	
252116	Phillips	W	77.0	0.53%	
252117	Crystal Lake	W	171.0	1.19%	
252118	Ravenna Park	W	345.0	2.39%	
252121	Bear Lake Manor	W	224.5	1.56%	
252122	Jansen	W	250.5	1.74%	18.23%
255100	Sanlando	W	11,797.7	81.77%	81.77%
			<u>14,428.2</u>	<u>100.00%</u>	<u>100.00%</u>

	<u>System</u>		<u>ERC Count (1)</u>	<u>Percentage to Total</u>	
246100	Longwood	S	1,745.0	100.00%	100.00%
			<u>1,745.0</u>	<u>100.00%</u>	<u>100.00%</u>

	<u>System</u>		<u>ERC Count (1)</u>	<u>Percentage to Total</u>	
242100	Lake Placid	W	130.7	0.77%	
242101	Lake Placid	S	130.7	0.77%	1.54%
248100	Cypress Lakes	W	1,247.0	7.34%	
248101	Cypress Lakes	S	1,145.5	6.74%	14.08%
249100	Eagle Ridge	S	1,602.6	9.43%	
249101	Eagle Ridge	S	908.0	5.34%	14.77%
250100	Mid-County	S	3,355.0	19.74%	19.74%
Utilities, Inc. of Florida					
252106	Orangewood	W	1,788.3	10.52%	
252107	Orangewood	S	162.0	0.95%	
252125	Summertree	W	1,225.0	7.21%	
252126	Summertree	S	1,023.0	6.02%	
252128	Lake Tarpon	W	433.3	2.55%	27.25%
256100	Sandalhaven	S	1,083.9	6.38%	6.38%
257100	Bayside	W	242.0	1.42%	
257101	Bayside	S	241.0	1.42%	2.84%
259100	Labrador	W	781.1	4.60%	
259101	Labrador	S	760.7	4.48%	9.07%
261100	Hutchinson Island	W	195.2	1.15%	
261101	Hutchinson Island	S	167.2	0.98%	2.13%
262100	Sandy Creek	W	203.8	1.20%	
262101	Sandy Creek	S	171.0	1.01%	2.21%
			<u>16,997.0</u>	<u>100.00%</u>	<u>100.00%</u>

State of Florida



Public Service Commission

CAPITAL CIRCLE OFFICE CENTER • 2540 SHUMARD OAK BOULEVARD
TALLAHASSEE, FLORIDA 32399-0850

Christian Marcelli
766 N. Sun Drive
Suite 4030
Lake Mary FL 32746

Re: Acknowledgement of Confidential Filing in Docket No. 090531-WS

This will acknowledge receipt by the Florida Public Service Commission, Office of Commission Clerk, of a CONFIDENTIAL DOCUMENT filed on February 25, 2011, in the above-referenced docket.

Document Number 01255-11 has been assigned to this filing, which will be maintained in locked storage.

If you have any questions regarding this document, please contact Kim Peña, Records Management Assistant, at (850) 413-6393.