



RECEIVED-FPSC

11 JUN 10 PM 4:01

COMMISSION
CLERK

June 7, 2011

REDACTED

Via U.S. Mail
Ms. Ann Cole
Commission Clerk
Florida Public Service Commission
2540 Shumard Oak Boulevard
Tallahassee, Florida 32399-0850

Re: Docket No. 110001-EI

Dear Ms. Cole:

Enclosed for filing on behalf of Progress Energy Florida, Inc. are an original plus seven (7) copies of FPSC 423 forms for the month of April, 2011, along with Progress Energy Florida, Inc.'s Request for Specified Confidential Treatment. Forms 423-1A, 423-2, 423-2A, 423-2B, and 423-2C contained in this filing have been edited to delete certain confidential information. An unedited copy of the 423 forms has been submitted for filing under separate cover.

Thank you for your assistance in this matter and if you have any questions, please feel free to contact me at (727)820-5184.

Sincerely,

John Burnett
Associate General Counsel

COM _____
APA _____
ECR 4
GCL _____
RAD _____
SSC _____
ADM _____
OPC _____
CLK _____

JB/emc
Enclosures
cc: Parties of record

299 1st Avenue North, St. Petersburg, FL 33701 ☎ P.O. Box 14042, St. Petersburg, FL 33733
Phone: 727.820.5184 ☎ Fax: 727.820.5249 ☎ Email: john.burnett@pgnmail.com

DOCUMENT NUMBER-DATE
04023 JUN 10 =


FPSC-COMMISSION CLERK

Progress Energy Florida, Inc.

CERTIFICATE OF SERVICE

Docket No. 110001-EI

I HEREBY CERTIFY that a true copy of Progress Energy Florida, Inc.'s FPSC 423 Forms for the month of April, 2011 have been furnished to the following individuals via U.S. Mail on this 8th day of June, 2011.



Attorney

Jennifer Crawford Office of General Counsel Florida Public Service Commission 2540 Shumard Oak Blvd. Tallahassee, FL 32399-0850	Florida Industrial Power Users Group Keefe Law Firm Vicki Gordon Kaufman/Jon Moyle 118 N. Gadsden Street Tallahassee, FL 32301
AFFIRM Dan Moore 316 Maxwell Road, Suite 400 Alpharetta, GA 30009	Florida Power & Light Co. John T. Butler, Esq. 700 Universe Boulevard Juno Beach, FL 33408
Ausley & McMullen Law Firm James D. Beasley, Esq./J. Jeffry Wahlen, Esq. P.O. Box 391 Tallahassee, FL 32302	Florida Public Utilities Company Mr. Tom Geoffroy P.O. Box 3395 West Palm Beach, FL 33402-3395
Beggs & Lane Law Firm Jeffrey A. Stone, Esq./Russell A. Badders, Esq. Steven R. Griffin P.O. Box 12950 Pensacola, FL 32591	Florida Retail Federation Young van Assenderp, P.A. Robert Scheffel Wright/John T. LaVia, III 225 S. Adams Street, Suite 200 Tallahassee, FL 32301
Brickfield Law Firm James W. Brew, Esq./F. Alvin Taylor, Esq. 1025 Thomas Jefferson St., NW 8 th Floor, West Tower Washington, DC 20007	Gulf Power Company Ms. Susan D. Ritenour One Energy Place Pensacola, FL 32520-0780
Federal Executive Agencies Allan Jungels, Capt. ULFSC c/o AFLSA/JACL-ULFSC 139 Barnes Drive, suite 1 Tyndall AFB, FL 32403-5319	Gunster Law Firm Beth Keating, Esquire 215 S. Monroe Street #601 Tallahassee FL 32301
Tampa Electric Company Paula K. Brown P.O. Box 111 Tampa, FL 33601	Office of Public Counsel J.R. Kelly/P. Christensen/C. Rehwinkel c/o The Florida Legislature 111 W. Madison St., Room 812 Tallahassee, FL 32399-1400

White Springs Agricultural Chemicals, Inc.
Randy B. Miller
P. O. Box 300
White Springs, FL 32096

Office of Attorney General
Pam Bondi
The Capitol – PL01
Tallahassee, FL 32399-1050

Patrick K. Wiggins
P. O. Drawer 1657
Tallahassee, FL 32302

Progress Energy Florida, Inc.
Docket No. 110001-EI


Request for Specified Confidential Treatment

423 Forms for April, 2011

CONFIDENTIAL COPY

(Confidential information denoted with shading)

MONTHLY REPORT OF COST AND QUALITY OF OIL FOR ELECTRIC PLANTS
 ORIGIN, VOLUME, DELIVERED PRICE AND AS RECEIVED QUALITY



Report For: 4/2011
 Reporting Company: Florida Power Corporation

NAME, TITLE, TELEPHONE NUMBER OF CONTACT PERSON CONCERNING DATA
 SUBMITTED ON THIS FORM: Kelly Jo Irons, Business Financial Analyst, (919) 546-5028


Signature of Official Submitting Report: LaWanda Jiggetts
 LaWanda Jiggetts - Lead Business Financial Analyst

DATE COMPLETED: 5/19/2011

Line No.	Plant name	Supplier Name	Shipping Point	Purchase Type	Point of Delivery	Date of Delivery	Type Fuel Oil	Sulfur Level (%)	BTU Content (Btu/gal)	Volume (Bbls)	Delivered Price (\$/Bbl)
(a)	(b)	(c)	(d)	(e)	(f)	(g)	(h)	(i)	(j)	(k)	(l)
1	Crystal River	Transfer Facility	Martin Gas Terminal	N/A	FACILITY	4/2011	FO2	0.03	137,958	6,900.0	\$111.0883

DOCUMENT NUMBER-DATE
 04023 JUN 10 =
 FPSC-COMMISSION CLERK

MONTHLY REPORT OF COST AND QUALITY OF COAL FOR ELECTRIC PLANTS
ORIGIN, TONNAGE, DELIVERED PRICE AND AS RECEIVED QUALITY




Report For: 4/2011
Reporting Company: Florida Power Corporation
Plant Name: Associated Terminals

NAME, TITLE, TELEPHONE NUMBER OF CONTACT PERSON CONCERNING DATA
SUBMITTED ON THIS FORM: Kelly Jo Irons, Business Financial Analyst, (919) 546-5028
Signature of Official Submitting Report: LaWanda Jiggetts
LaWanda Jiggetts - Lead Business Financial Analyst

DATE COMPLETED: 5/11/2011

Line No.	Supplier Name	Mine Location	Purchase Type	Transportation Mode	Number Primary Shipping Units	Tons	Effective Purchase Price (\$/Ton)	Total Transportation Cost (\$/Ton)	F.O.B. Plant Price (\$/Ton)	As Received Coal Quality			
										Percent Sulfur (%)	BTU Content (BTU/LB)	Percent Ash (%)	Percent Moisture (%)
(a)	(b)	(c)	(d)	(e)	(f)	(g)	(h)	(i)	(j)	(k)	(l)	(m)	(n)
1	American Coal Company	10,IL,165	MTC	RB	3	5,688.6			\$57.026	2.56	11,805	8.18	11.28
2	Knight Hawk Coal LLC	10,IL,145	MTC	RB	5	7,806.4			\$54.041	2.81	11,289	8.52	12.41
3	Riverview Mining LLC	9,KY,225	LTC	RB	2	2,214.3			\$50.941	2.97	11,562	8.10	12.04

MONTHLY REPORT OF COST AND QUALITY OF COAL FOR ELECTRIC PLANTS
ORIGIN, TONNAGE, DELIVERED PRICE AND AS RECEIVED QUALITY



Report For: 4/2011
Reporting Company: Florida Power Corporation
Plant Name: Crystal River

NAME, TITLE, TELEPHONE NUMBER OF CONTACT PERSON CONCERNING DATA
SUBMITTED ON THIS FORM: Kelly Jo Irons, Business Financial Analyst, (919) 546-5028
Signature of Official Submitting Report: LaWanda Jiggetts
LaWanda Jiggetts - Lead Business Financial Analyst

DATE COMPLETED: 5/11/2011

Line No.	Supplier Name	Mine Location	Purchase Type	Transportation Mode	Number Primary Shipping Units	Tons	Effective Purchase Price (\$/Ton)	Total Transportation Cost (\$/Ton)	F.O.B. Plant Price (\$/Ton)	As Received Coal Quality			
										Percent Sulfur (%)	BTU Content (BTU/LB)	Percent Ash (%)	Percent Moisture (%)
(a)	(b)	(c)	(d)	(e)	(f)	(g)	(h)	(i)	(j)	(k)	(l)	(m)	(n)
1	Alpha Coal Sales Co. LLC	8,KY,119	LTC	UR	2	22,397.4			\$106.268	1.76	12,340	10.08	7.17
2	Alpha Coal Sales Co. LLC	8,KY,133	LTC	UR	4	11,630.8			\$105.542	2.26	12,758	9.80	5.85
3	B&W Resources Inc	8,KY,51	LTC	UR	2	230.5			\$146.716	1.06	12,497	9.71	6.28
4	B&W Resources Inc	8,KY,51	MTC	UR	4	34,930.9			\$105.281	0.93	12,343	10.22	6.48
5	EDF Trading North America LLC	8,KY,193	S	UR	1	11,535.6			\$107.569	0.97	12,221	10.79	7.46
6	EDF Trading North America LLC	8,WV,5	S	UR	1	116.0			\$102.408	0.89	11,825	12.64	6.85
7	Massey Utility Sales Company	8,WV,5	LTC	UR	1	10,558.6			\$90.386	1.02	11,957	13.58	6.35
8	Massey Utility Sales Company	8,WV,5	LTC	UR	2	11,641.0			\$90.712	0.90	12,123	11.85	7.16
9	Massey Utility Sales Company	8,WV,5	LTC	UR	1	116.8			\$100.713	1.35	12,841	11.30	4.86
10	Transfer Facility	N/A	N/A	OB	11	176,487.2			\$71.896	2.44	11,357	9.11	12.61
11	Transfer Facility	N/A	N/A	OB	6	100,082.1			\$76.578	2.45	11,582	9.34	11.08

MONTHLY REPORT OF COST AND QUALITY OF COAL FOR ELECTRIC PLANTS
ORIGIN, TONNAGE, DELIVERED PRICE AND AS RECEIVED QUALITY



Report For: 4/2011
Reporting Company: Florida Power Corporation
Plant Name: IMT (Int'l Marine Terminal)

NAME, TITLE, TELEPHONE NUMBER OF CONTACT PERSON CONCERNING DATA
SUBMITTED ON THIS FORM: Kelly Jo Irons, Business Financial Analyst, (919) 546-5028

Signature of Official Submitting Report: LaWanda Jiggetts
LaWanda Jiggetts - Lead Business Financial Analyst

DATE COMPLETED: 5/11/2011

Line No.	Supplier Name	Mine Location	Purchase Type	Transportation Mode	Number Primary Shipping Units	Tons	Effective Purchase Price (\$/Ton)	Total Transportation Cost (\$/Ton)	F.O.B. Plant Price (\$/Ton)	As Received Coal Quality			
										Percent Sulfur (%)	BTU Content (BTU/LB)	Percent Ash (%)	Percent Moisture (%)
(a)	(b)	(c)	(d)	(e)	(f)	(g)	(h)	(i)	(j)	(k)	(l)	(m)	(n)
1	American Coal Company	10,IL,165	MTC	RB	15	13,942.2			\$58.148	2.47	11,863	8.07	11.08
2	Knight Hawk Coal LLC	10,IL,145	MTC	RB	16	21,487.9			\$55.739	2.82	11,200	8.55	13.03
3	Patriot Coal Sales	9,KY,225	S	RB	10	14,421.3			\$69.858	2.45	12,591	9.34	7.13
4	Peabody Coalsales LLC	10,IL,157	LTC	RB	20	23,434.5			\$107.255	2.78	10,929	8.74	14.35
5	Peabody Coalsales LLC	10,IL,165	LTC	RB	7	5,459.7			\$112.499	2.92	12,242	8.97	8.40
6	Peabody Coalsales LLC	10,IL,165	MTC	RB	2	3,884.3			\$83.231	2.93	12,200	8.99	8.80
7	Riverview Mining LLC	9,KY,225	LTC	RB	45	41,576.9			\$54.285	3.03	11,526	8.13	12.20

MONTHLY REPORT OF COST AND QUALITY OF COAL FOR ELECTRIC PLANTS
ORIGIN, TONNAGE, DELIVERED PRICE AND AS RECEIVED QUALITY



Report For: 4/2011
Reporting Company: Florida Power Corporation
Plant Name: US United Bulk Terminal


NAME, TITLE, TELEPHONE NUMBER OF CONTACT PERSON CONCERNING DATA
SUBMITTED ON THIS FORM: Kelly Jo Irons, Business Financial Analyst, (919) 546-5028

Signature of Official Submitting Report: *LaWanda Jiggetts*
LaWanda Jiggetts - Lead Business Financial Analyst

DATE COMPLETED: 5/11/2011

Line No.	Supplier Name	Mine Location	Purchase Type	Transportation Mode	Number Primary Shipping Units	Tons	Effective Purchase Price (\$/Ton)	Total Transportation Cost (\$/Ton)	F.O.B. Plant Price (\$/Ton)	As Received Coal Quality			
										Percent Sulfur (%)	BTU Content (BTU/LB)	Percent Ash (%)	Percent Moisture (%)
(a)	(b)	(c)	(d)	(e)	(f)	(g)	(h)	(i)	(j)	(k)	(l)	(m)	(n)
1	American Coal Company	10,IL,165	MTC	RB	20	18,754.8			\$58.719	2.53	11,889	8.12	10.98
2	Knight Hawk Coal LLC	10,IL,145	MTC	RB	28	15,621.2			\$53.811	2.85	11,195	8.47	12.93
3	Patriot Coal Sales	9,KY,225	S	RB	14	12,601.5			\$67.222	2.43	12,884	9.07	8.88
4	Peabody Coalsales LLC	10,IL,157	LTC	RB	12	21,462.1			\$106.466	2.76	10,919	8.71	14.55
5	Riverview Mining LLC	9,KY,225	LTC	RB	7	12,074.6			\$61.975	3.01	11,533	7.95	12.36

MONTHLY REPORT OF COST AND QUALITY OF COAL FOR ELECTRIC PLANTS
ORIGIN, TONNAGE, DELIVERED PRICE AND AS RECEIVED QUALITY



Report For: 4/2011
Reporting Company: Florida Power Corporation
Plant Name: Associated Terminals

NAME, TITLE, TELEPHONE NUMBER OF CONTACT PERSON CONCERNING DATA
SUBMITTED ON THIS FORM: Kelly Jo Irons, Business Financial Analyst, (919) 546-5028

Signature of Official Submitting Report: LaWanda Jiggetts
LaWanda Jiggetts - Lead Business Financial Analyst

DATE COMPLETED 5/11/2011

Line No.	Supplier Name	Mine Location	Purchase Type	Tons	F.O.B Mine Price (\$/Ton)	Short Haul & Loading Charges (\$/Ton)	Original Invoice Price (\$/Ton)	Retro- active Price Inc(Dec) (\$/Ton)	Base Price (\$/Ton)	Quality Adjust-ments (\$/Ton)	Effective Purchase Price (\$/Ton)
(a)	(b)	(c)	(d)	(e)	(f)	(g)	(h)	(i)	(j)	(k)	(l)
1	American Coal Company	10,IL,165	MTC	5,886.6		\$0.000		\$0.000			
2	Knight Hawk Coal LLC	10,IL,145	MTC	3,521.4		\$0.000		\$0.000			
3	Riverview Mining LLC	9,KY,225	LTC	3,741.3		\$0.000		\$0.000			

MONTHLY REPORT OF COST AND QUALITY OF COAL FOR ELECTRIC PLANTS
ORIGIN, TONNAGE, DELIVERED PRICE AND AS RECEIVED QUALITY



Report For: 4/2011
Reporting Company: Florida Power Corporation
Plant Name: Crystal River


NAME, TITLE, TELEPHONE NUMBER OF CONTACT PERSON CONCERNING DATA
SUBMITTED ON THIS FORM: Kelly Jo Irons, Business Financial Analyst, (919) 546-5028
Signature of Official Submitting Report: LaWanda Jiggetts

LaWanda Jiggetts - Lead Business Financial Analyst

DATE COMPLETED 5/11/2011

Line No.	Supplier Name	Mine Location	Purchase Type	Tons	F.O.B Mine Price (\$/Ton)	Short Haul & Loading Charges (\$/Ton)	Original Invoice Price (\$/Ton)	Retro- active Price Inc(Dec) (\$/Ton)	Base Price (\$/Ton)	Quality Adjust-ments (\$/Ton)	Effective Purchase Price (\$/Ton)
(a)	(b)	(c)	(d)	(e)	(f)	(g)	(h)	(i)	(j)	(k)	(l)
1	Alpha Coal Sales Co. LLC	8,KY,119	LTC	11,429.5		\$0.000		\$0.000			
2	Alpha Coal Sales Co. LLC	8,KY,133	LTC	10,872.4		\$0.000		\$0.000			
3	B&W Resources Inc	8,KY,51	MTC	34,928.5		\$0.000		\$0.000			
4	EDF Trading North America LLC	8,KY,193	S	11,535.6		\$0.000		\$0.000			
5	James River Coal Sales Inc	8,KY,193	S	11,023.4		\$0.000		\$0.000			
6	Massey Utility Sales Company	8,WV,5	LTC	33,378.3		\$0.000		\$0.000			

MONTHLY REPORT OF COST AND QUALITY OF COAL FOR ELECTRIC PLANTS
 ORIGIN, TONNAGE, DELIVERED PRICE AND AS RECEIVED QUALITY



Report For: 4/2011
 Reporting Company: Florida Power Corporation
 Plant Name: IMT (Intl Marine Terminal)


NAME, TITLE, TELEPHONE NUMBER OF CONTACT PERSON CONCERNING DATA
 SUBMITTED ON THIS FORM: Kelly Jo Irons, Business Financial Analyst, (919) 546-5028

Signature of Official Submitting Report: LaWanda Jiggets
 LaWanda Jiggets - Lead Business Financial Analyst

DATE COMPLETED 5/11/2011

Line No.	Supplier Name	Mine Location	Purchase Type	Tons	F.O.B Mine Price (\$/Ton)	Short Haul & Loading Charges (\$/Ton)	Original Invoice Price (\$/Ton)	Retro- active Price Inc(Dec) (\$/Ton)	Base Price (\$/Ton)	Quality Adjust- ments (\$/Ton)	Effective Purchase Price (\$/Ton)
(a)	(b)	(c)	(d)	(e)	(f)	(g)	(h)	(i)	(j)	(k)	(l)
1	Allied Resources Inc	9,KY,233	MTC	1,605.7		\$0.000		\$0.000			
2	American Coal Company	10,IL,165	MTC	3,365.0		\$0.000		\$0.000			
3	Knight Hawk Coal LLC	10,IL,145	MTC	5,090.7		\$0.000		\$0.000			
4	Patriot Coal Sales	9,KY,225	S	7,696.4		\$0.000		\$0.000			
5	Peabody Coalsales LLC	10,IL,165	LTC	12,350.3		\$0.000		\$0.000			
6	Peabody Coalsales LLC	10,IL,165	MTC	3,884.3		\$0.000		\$0.000			
7	Riverview Mining LLC	9,KY,225	LTC	46,948.0		\$0.000		\$0.000			

MONTHLY REPORT OF COST AND QUALITY OF COAL FOR ELECTRIC PLANTS
ORIGIN, TONNAGE, DELIVERED PRICE AND AS RECEIVED QUALITY



Report For: 4/2011
Reporting Company: Florida Power Corporation
Plant Name: US United Bulk Terminal

NAME, TITLE, TELEPHONE NUMBER OF CONTACT PERSON CONCERNING DATA
SUBMITTED ON THIS FORM: Kelly Jo Irons, Business Financial Analyst, (919) 546-5028

Signature of Official Submitting Report: LaWanda Jiggetts
LaWanda Jiggetts - Lead Business Financial Analyst

DATE COMPLETED 5/11/2011

Line No.	Supplier Name	Mine Location	Purchase Type	Tons	F.O.B Mine Price (\$/Ton)	Short Haul & Loading Charges (\$/Ton)	Original Invoice Price (\$/Ton)	Retro- active Price Inc(Dec) (\$/Ton)	Base Price (\$/Ton)	Quality Adjust-ments (\$/Ton)	Effective Purchase Price (\$/Ton)
(a)	(b)	(c)	(d)	(e)	(f)	(g)	(h)	(i)	(j)	(k)	(l)
1	Allied Resources Inc	9,KY,233	MTC	9,847.6		\$0.000		\$0.000			
2	Alpha Coal Sales Co. LLC	9,PA,59	LTC	16,830.0		\$0.000		\$0.000			
3	American Coal Company	19,IL,165	MTC	26,157.8		\$0.000		\$0.000			
4	Knight Hawk Coal LLC	10,IL,145	MTC	23,096.0		\$0.000		\$0.000			
5	Patriot Coal Sales	9,KY,225	S	7,378.4		\$0.000		\$0.000			
6	Peabody Coalsales LLC	10,IL,157	LTC	9,479.4		\$0.000		\$0.000			
7	Riverview Mining LLC	9,KY,225	LTC	5,337.7		\$0.000		\$0.000			

