

110153-SU  
**REDACTED**

**UTILITIES, INC. OF EAGLE RIDGE  
SUMMARY SALARY ADJUSTMENT**

**Salaries - Accounting and Finance  
NARUC 601/701 (JDE account 6110)**

	(a) Total Annualized Salaries (per w/p a. column (c), lines 167-186)	(b) Per Books (TB)	(c) Adjustment Due to Salary Annualization (column (a) - (b))	(d) Pay Increase Scheduled for April 2011 (per w/p a. column (d), lines 167-186)	(e) Total Salary Adjustment (column (c) + (d))
(1) Water	\$0	\$0	\$0	\$0	\$0
(2) Wastewater	-	11,367	(11,367)	-	(11,367)

**Salaries - Admin  
NARUC 601/701 (JDE account 6115)**

	(a) Total Annualized Salaries (per w/p a. column (c), line 187)	(b) Per Books (TB)	(c) Adjustment Due to Salary Annualization (column (a) - (b))	(d) Pay Increase Scheduled for April 2011 (per w/p a. column (d), lines 187)	(e) Total Salary Adjustment (column (c) + (d))
(3) Water	\$0	\$0	\$0	\$0	\$0
(4) Wastewater	-	342	(342)	-	(342)

**Salaries - Officer  
NARUC 603/703 (JDE account 6120)**

	(a) Total Annualized Salaries (per w/p a. column (c), lines 188-192)	(b) Per Books (TB)	(c) Adjustment Due to Salary Annualization (column (a) - (b))	(d) Pay Increase Scheduled for April 2011 (per w/p a. column (d), lines 188-192)	(e) Total Salary Adjustment (column (c) + (d))
(5) Water	\$0	\$0	\$0	\$0	\$0
(6) Wastewater	-	10,870	(10,870)	-	(10,870)

**Salaries - HR  
NARUC 601/701 (JDE account 6125)**

	(a) Total Annualized Salaries (per w/p a. column (c), lines 193-195)	(b) Per Books (TB)	(c) Adjustment Due to Salary Annualization (column (a) - (b))	(d) Pay Increase Scheduled for April 2011 (per w/p a. column (d), lines 193-195)	(e) Total Salary Adjustment (column (c) + (d))
(7) Water	\$0	\$0	\$0	\$0	\$0
(8) Wastewater	-	1,723	(1,723)	-	(1,723)

**Salaries - MIS  
NARUC 601/701 (JDE account 6130)**

	(a) Total Annualized Salaries (per w/p a. column (c), lines 196-199)	(b) Per Books (TB)	(c) Adjustment Due to Salary Annualization (column (a) - (b))	(d) Pay Increase Scheduled for April 2011 (per w/p a. column (d), lines 196-199)	(e) Total Salary Adjustment (column (c) + (d))
(9) Water	\$0	\$0	\$0	\$0	\$0
(10) Wastewater	-	2,694	(2,694)	-	(2,694)

**Salaries - Leadership Ops  
NARUC 601/701 (JDE account 6135)**

	(a) Total Annualized Salaries (per w/p a. column (c), lines 200-207)	(b) Per Books (TB)	(c) Adjustment Due to Salary Annualization (column (a) - (b))	(d) Pay Increase Scheduled for April 2011 (per w/p a. column (d), lines 200-207)	(e) Total Salary Adjustment (column (c) + (d))
(11) Water	\$0	\$0	\$0	\$0	\$0
(12) Wastewater	-	11,978	(11,978)	-	(11,978)

**Salaries - Regulatory  
NARUC 601/701 (JDE account 6140)**

	(a) Total Annualized Salaries (per w/p a. column (c), lines 208-221)	(b) Per Books (TB)	(c) Adjustment Due to Salary Annualization (column (a) - (b))	(d) Pay Increase Scheduled for April 2011 (per w/p a. column (d), lines 208-221)	(e) Total Salary Adjustment (column (c) + (d))
(13) Water	\$0	\$0	\$0	\$0	\$0
(14) Wastewater	-	9,035	(9,035)	-	(9,035)

DOCUMENT NUMBER-DATE

06135 AUG 25 =

FPSC-COMMISSION CLERK

**UTILITIES, INC. OF EAGLE RIDGE  
SUMMARY SALARY ADJUSTMENT**

**Salaries - Customer Service  
NARUC 601/701 (JDE account 6145)**

	(a) Total Annualized Salaries (per w/p a. column (c), lines 222- 254)	(b) Per Books (TB)	(c) Adjustment Due to Salary Annualization (column (a) - (b))	(d) Pay Increase Scheduled for April 2011 (per w/p a. column (d), lines 222-254)	(e) Total Salary Adjustment (column (c) + (d))
(15) Water	\$0	\$0	\$0	\$0	\$0
(16) Wastewater	-	8,903	(8,903)	-	(8,903)

**Salaries - Billing  
NARUC 601/701 (JDE account 6146)**

	(a) Total Annualized Salaries (per w/p a. column (c), lines 255- 256)	(b) Per Books (TB)	(c) Adjustment Due to Salary Annualization (column (a) - (b))	(d) Pay Increase Scheduled for April 2011 (per w/p a. column (d), lines 255-256)	(e) Total Salary Adjustment (column (c) + (d))
(17) Water	\$0	\$0	\$0	\$0	\$0
(18) Wastewater	-	3,051	(3,051)	-	(3,051)

**Salaries - Corp Service Admin  
NARUC 601/701 (JDE account 6147)**

	(a) Total Annualized Salaries (per w/p a. column (c), lines 257- 259)	(b) Per Books (TB)	(c) Adjustment Due to Salary Annualization (column (a) - (b))	(d) Pay Increase Scheduled for April 2011 (per w/p a. column (d), lines 257-259)	(e) Total Salary Adjustment (column (c) + (d))
(19) Water	\$0	\$0	\$0	\$0	\$0
(20) Wastewater	-	644	(644)	-	(644)

**Salaries - Operations Field  
NARUC 601/701 (JDE account 6150)**

	(a) Total Annualized Salaries (per w/p a. column (c), lines 260- 329)	(b) Per Books (TB)	(c) Adjustment Due to Salary Annualization (column (a) - (b))	(d) Pay Increase Scheduled for April 2011 (per w/p a. column (d), lines 260-329)	(e) Total Salary Adjustment (column (c) + (d))
(21) Water	\$0	\$0	\$0	\$0	\$0
(22) Wastewater	-	227,843	(227,843)	-	(227,843)

**Salaries - Operations Office  
NARUC 601/701 (JDE account 6155)**

	(a) Total Annualized Salaries (per w/p a. column (c), lines 330- 331)	(b) Per Books (TB)	(c) Adjustment Due to Salary Annualization (column (a) - (b))	(d) Pay Increase Scheduled for April 2011 (per w/p a. column (d), lines 330-331)	(e) Total Salary Adjustment (column (c) + (d))
(23) Water	\$0	\$0	\$0	\$0	\$0
(24) Wastewater	-	2,971	(2,971)	-	(2,971)

**Salaries - Capitalized Time Charged to Plant  
NARUC 601/701 (JDE account 6165)**

	(a) Adjusted Capitalized Time (per w/p b. column (a), line 13)	(b) Per Books (TB)	(c) Capitalized Time Adjustment (column (a) - (b))
(25) Water	\$0	\$0	\$0
(26) Wastewater	-	(34,369)	34,369

**Payroll Taxes  
NARUC 408.12 (JDE account 7510-7520)**

	(a) Adjusted Payroll Taxes (per w/p a. column (f) thru (h), line 332)	(b) Per Books (TB)	(c) Payroll Tax Adjustment (column (a) - (b))
(27) Water	\$0	\$0	\$0
(28) Wastewater	18,936	15,678	3,258

**UTILITIES, INC. OF EAGLE RIDGE  
SUMMARY SALARY ADJUSTMENT**

**Benefits**

**NARUC 604/704 (JDE account 5625-5690)**

	(a)	(b)	(c)
	<u>Adjusted Benefits (per w/p a. column (f) thru (j), line 332)</u>	<u>Per Books (TB)</u>	<u>Benefits Adjustment (column (a) - (b))</u>
(29) Water	\$0	\$0	\$0
(30) Wastewater	48,423	39,604	8,819

**Vehicles - 13-Month Average**

**NARUC 341.5/391.7 (JDE account 1555)**

	(a)	(b)	(c)
	<u>Adjusted Vehicles (per w/p c. column (c), line 140) + (per w/p d. column (a), line 42)</u>	<u>Per Books (TB)</u>	<u>Vehicles Adjustment, 13-Month Average (column (a) - (b))</u>
(31) Water	\$0	\$0	\$0
(32) Wastewater	86,402	107,849	(21,447)

**Vehicle Accumulated Depreciation - 13-Month Average**

**NARUC 108.1 (JDE account 2300)**

	(a)	(b)	(c)
	<u>Adjusted Vehicle A/D (per w/p c. column (q), line 150) + (per w/p d. column (o), line 42)</u>	<u>Per Books (TB)</u>	<u>Vehicle A/D Adjustment, 13-Month Average (column (a) - (b))</u>
(33) Water	\$0	\$0	\$0
(34) Wastewater	(70,045)	(84,342)	14,297

**Vehicle Depreciation Expense**

**NARUC 403 (JDE account 6905)**

	(a)	(b)	(c)
	<u>Adjusted Vehicle Dep Exp (per w/p a. column (o), line 332) + (per w/p d. column (q), line 42)</u>	<u>Per Books (TB)</u>	<u>Vehicle Dep Exp Adjustment (column (a) - (b))</u>
(35) Water	\$0	\$0	\$0
(36) Wastewater	8,272	8,014	258

**Transportation Expense**

**NARUC 650/750 (JDE account 6215-6230)**

	(a)	(b)	(c)
	<u>Adjusted Transportation Exp (per w/p a. column (p), line 332) + (per w/p d. column (r), line 42)</u>	<u>Per Books (TB)</u>	<u>Vehicle Dep Exp Adjustment (column (a) - (b))</u>
(37) Water	\$0	\$0	\$0
(38) Wastewater	19,162	17,224	1,937

**SANLANDO UTILITIES CORP  
SUMMARY SALARY ADJUSTMENT**

**Salaries - Accounting and Finance  
NARUC 601/701 (JDE account 6110)**

	(a) Total Annualized Salaries (per w/p a. column (c), lines 333- 352)	(b) Per Books (TB)	(c) Adjustment Due to Salary Annualization (column (a) - (b))	(d) Pay Increase Scheduled for April 2011 (per w/p a. column (d), lines 333-352)	(e) Total Salary Adjustment (column (c) + (d))
(1) Water	\$0	\$53,541	(\$53,541)	\$0	(\$53,541)
(2) Wastewater	-	41,777	(41,777)	-	(41,777)

**Salaries - Admin  
NARUC 601/701 (JDE account 6115)**

	(a) Total Annualized Salaries (per w/p a. column (c), line 353)	(b) Per Books (TB)	(c) Adjustment Due to Salary Annualization (column (a) - (b))	(d) Pay Increase Scheduled for April 2011 (per w/p a. column (d), lines 353)	(e) Total Salary Adjustment (column (c) + (d))
(3) Water	\$0	\$1,618	(\$1,618)	\$0	(\$1,618)
(4) Wastewater	-	1,262	(1,262)	-	(1,262)

**Salaries - Officer  
NARUC 603/703 (JDE account 6120)**

	(a) Total Annualized Salaries (per w/p a. column (c), lines 354- 358)	(b) Per Books (TB)	(c) Adjustment Due to Salary Annualization (column (a) - (b))	(d) Pay Increase Scheduled for April 2011 (per w/p a. column (d), lines 354-358)	(e) Total Salary Adjustment (column (c) + (d))
(5) Water	\$0	\$51,203	(\$51,203)	\$0	(\$51,203)
(6) Wastewater	-	39,953	(39,953)	-	(39,953)

**Salaries - HR  
NARUC 601/701 (JDE account 6125)**

	(a) Total Annualized Salaries (per w/p a. column (c), lines 359- 361)	(b) Per Books (TB)	(c) Adjustment Due to Salary Annualization (column (a) - (b))	(d) Pay Increase Scheduled for April 2011 (per w/p a. column (d), lines 359-361)	(e) Total Salary Adjustment (column (c) + (d))
(7) Water	\$0	\$8,114	(\$8,114)	\$0	(\$8,114)
(8) Wastewater	-	6,331	(6,331)	-	(6,331)

**Salaries - MIS  
NARUC 601/701 (JDE account 6130)**

	(a) Total Annualized Salaries (per w/p a. column (c), lines 362- 365)	(b) Per Books (TB)	(c) Adjustment Due to Salary Annualization (column (a) - (b))	(d) Pay Increase Scheduled for April 2011 (per w/p a. column (d), lines 362-365)	(e) Total Salary Adjustment (column (c) + (d))
(9) Water	\$0	\$12,689	(\$12,689)	\$0	(\$12,689)
(10) Wastewater	-	9,901	(9,901)	-	(9,901)

**Salaries - Leadership Ops  
NARUC 601/701 (JDE account 6135)**

	(a) Total Annualized Salaries (per w/p a. column (c), lines 366- 373)	(b) Per Books (TB)	(c) Adjustment Due to Salary Annualization (column (a) - (b))	(d) Pay Increase Scheduled for April 2011 (per w/p a. column (d), lines 366-373)	(e) Total Salary Adjustment (column (c) + (d))
(11) Water	\$0	\$56,390	(\$56,390)	\$0	(\$56,390)
(12) Wastewater	-	43,999	(43,999)	-	(43,999)

**Salaries - Regulatory  
NARUC 601/701 (JDE account 6140)**

	(a) Total Annualized Salaries (per w/p a. column (c), lines 374- 387)	(b) Per Books (TB)	(c) Adjustment Due to Salary Annualization (column (a) - (b))	(d) Pay Increase Scheduled for April 2011 (per w/p a. column (d), lines 374-387)	(e) Total Salary Adjustment (column (c) + (d))
(13) Water	\$0	\$42,534	(\$42,534)	\$0	(\$42,534)
(14) Wastewater	-	33,188	(33,188)	-	(33,188)

**SANLANDO UTILITIES CORP  
SUMMARY SALARY ADJUSTMENT**

**Salaries - Customer Service  
NARUC 601/701 (JDE account 6145)**

	(a) Total Annualized Salaries (per w/p a. column (c), lines 388- 420)	(b) Per Books (TB)	(c) Adjustment Due to Salary Annualization (column (a) - (b))	(d) Pay Increase Scheduled for April 2011 (per w/p a. column (d), lines 388-420)	(e) Total Salary Adjustment (column (c) + (d))
(15) Water	\$0	\$41,936	(\$41,936)	\$0	(\$41,936)
(16) Wastewater	-	32,721	(32,721)	-	(32,721)

**Salaries - Billing  
NARUC 601/701 (JDE account 6146)**

	(a) Total Annualized Salaries (per w/p a. column (c), lines 421- 422)	(b) Per Books (TB)	(c) Adjustment Due to Salary Annualization (column (a) - (b))	(d) Pay Increase Scheduled for April 2011 (per w/p a. column (d), lines 421-422)	(e) Total Salary Adjustment (column (c) + (d))
(17) Water	\$0	\$14,374	(\$14,374)	\$0	(\$14,374)
(18) Wastewater	-	11,215	(11,215)	-	(11,215)

**Salaries - Corp Service Admin  
NARUC 601/701 (JDE account 6147)**

	(a) Total Annualized Salaries (per w/p a. column (c), lines 423- 425)	(b) Per Books (TB)	(c) Adjustment Due to Salary Annualization (column (a) - (b))	(d) Pay Increase Scheduled for April 2011 (per w/p a. column (d), lines 423-425)	(e) Total Salary Adjustment (column (c) + (d))
(19) Water	\$0	\$3,037	(\$3,037)	\$0	(\$3,037)
(20) Wastewater	-	2,369	(2,369)	-	(2,369)

**Salaries - Operations Field  
NARUC 601/701 (JDE account 6150)**

	(a) Total Annualized Salaries (per w/p a. column (c), lines 426- 495)	(b) Per Books (TB)	(c) Adjustment Due to Salary Annualization (column (a) - (b))	(d) Pay Increase Scheduled for April 2011 (per w/p a. column (d), lines 426-495)	(e) Total Salary Adjustment (column (c) + (d))
(21) Water	\$0	\$437,843	(\$437,843)	\$0	(\$437,843)
(22) Wastewater	-	341,637	(341,637)	-	(341,637)

**Salaries - Operations Office  
NARUC 601/701 (JDE account 6155)**

	(a) Total Annualized Salaries (per w/p a. column (c), lines 496- 497)	(b) Per Books (TB)	(c) Adjustment Due to Salary Annualization (column (a) - (b))	(d) Pay Increase Scheduled for April 2011 (per w/p a. column (d), lines 496-497)	(e) Total Salary Adjustment (column (c) + (d))
(23) Water	\$0	\$13,970	(\$13,970)	\$0	(\$13,970)
(24) Wastewater	-	10,901	(10,901)	-	(10,901)

**Salaries - Capitalized Time Charged to Plant  
NARUC 601/701 (JDE account 6165)**

	(a) Adjusted Capitalized Time (per w/p b. column (b), line 13)	(b) Per Books (TB)	(c) Capitalized Time Adjustment (column (a) - (b))
(25) Water	\$0	(\$118,364)	\$118,364
(26) Wastewater	-	(92,356)	92,356

**Payroll Taxes  
NARUC 408.12 (JDE account 7510-7520)**

	(a) Adjusted Payroll Taxes (per w/p a. column (f) thru (h), line 498)	(b) Per Books (TB)	(c) Payroll Tax Adjustment (column (a) - (b))
(27) Water	\$66,189	\$73,809	(\$7,620)
(28) Wastewater	51,646	57,591	(5,946)

**SANLANDO UTILITIES CORP  
SUMMARY SALARY ADJUSTMENT**

**Benefits**

**NARUC 604/704 (JDE account 5625-5690)**

	(a)	(b)	(c)
	<u>Adjusted Benefits (per w/p a. column (i) thru (j), line 498)</u>	<u>Per Books (TB)</u>	<u>Benefits Adjustment (column (a) - (b))</u>
(29) Water	\$176,486	\$186,594	(\$10,108)
(30) Wastewater	137,708	146,969	(9,261)

**Vehicles - 13-Month Average**

**NARUC 341.5/391.7 (JDE account 1555)**

	(a)	(b)	(c)
	<u>Adjusted Vehicles (per w/p c. column (c), line 210) + (per w/p d. column (a), line 63)</u>	<u>Per Books (TB)</u>	<u>Vehicles Adjustment, 13-Month Average (column (a) - (b))</u>
(31) Water	\$403,518	\$507,800	(\$104,282)
(32) Wastewater	\$314,854	396,223	(81,368)

**Vehicle Accumulated Depreciation - 13-Month Average**

**NARUC 108.1 (JDE account 2300)**

	(a)	(b)	(c)
	<u>Adjusted Vehicle A/D (per w/p c. column (q), line 210) + (per w/p d. column (o), line 63)</u>	<u>Per Books (TB)</u>	<u>Vehicle A/D Adjustment, 13-Month Average (column (a) - (b))</u>
(33) Water	(\$293,639)	(\$397,193)	\$103,554
(34) Wastewater	(\$229,118)	(309,919)	80,800

**Vehicle Depreciation Expense**

**NARUC 403 (JDE account 6905)**

	(a)	(b)	(c)
	<u>Adjusted Vehicle Dep Exp (per w/p a. column (o), line 498) + (per w/p d. column (q), line 63)</u>	<u>Per Books (TB)</u>	<u>Vehicle Dep Exp Adjustment (column (a) - (b))</u>
(35) Water	\$25,300	\$38,125	(\$12,824)
(36) Wastewater	19,741	29,748	(10,006)

**Transportation Expense**

**NARUC 650/750 (JDE account 6215-6230)**

	(a)	(b)	(c)
	<u>Adjusted Transportation Exp (per w/p a. column (p), line 498) + (per w/p d. column (r), line 63)</u>	<u>Per Books (TB)</u>	<u>Vehicle Dep Exp Adjustment (column (a) - (b))</u>
(37) Water	\$68,039	\$76,678	(\$8,638)
(38) Wastewater	53,089	59,829	(6,740)

**UTILITIES, INC. OF SANDALHAVEN  
SUMMARY SALARY ADJUSTMENT**

**Salaries - Accounting and Finance  
NARUC 601/701 (JDE account 6110)**

	(a)	(b)	(c)
	<u>Total Annualized Salaries (per w/p a. column (c), lines 499- 518)</u>	<u>Per Books (TB)</u>	<u>Adjustment Due to Salary Annualization (column (a) - (b))</u>
(1) Water	\$0	\$0	\$0
(2) Wastewater	-	4,770	(4,770)

**Salaries - Admin  
NARUC 601/701 (JDE account 6115)**

	(a)	(b)	(c)
	<u>Total Annualized Salaries (per w/p a. column (c), line 519)</u>	<u>Per Books (TB)</u>	<u>Adjustment Due to Salary Annualization (column (a) - (b))</u>
(3) Water	\$0	\$0	\$0
(4) Wastewater	-	146	(146)

**Salaries - Officer  
NARUC 603/703 (JDE account 6120)**

	(a)	(b)	(c)
	<u>Total Annualized Salaries (per w/p a. column (c), lines 520- 524)</u>	<u>Per Books (TB)</u>	<u>Adjustment Due to Salary Annualization (column (a) - (b))</u>
(5) Water	\$0	\$0	\$0
(6) Wastewater	-	4,555	(4,555)

**Salaries - HR  
NARUC 601/701 (JDE account 6125)**

	(a)	(b)	(c)
	<u>Total Annualized Salaries (per w/p a. column (c), lines 525- 527)</u>	<u>Per Books (TB)</u>	<u>Adjustment Due to Salary Annualization (column (a) - (b))</u>
(7) Water	\$0	\$0	\$0
(8) Wastewater	-	720	(720)

**Salaries - MIS  
NARUC 601/701 (JDE account 6130)**

	(a)	(b)	(c)
	<u>Total Annualized Salaries (per w/p a. column (c), lines 528- 531)</u>	<u>Per Books (TB)</u>	<u>Adjustment Due to Salary Annualization (column (a) - (b))</u>
(9) Water	\$0	\$0	\$0
(10) Wastewater	-	1,128	(1,128)

**Salaries - Leadership Ops**  
**NARUC 601/701 (JDE account 6135)**

	(a)	(b)	(c)
	<u>Total Annualized Salaries (per w/p a. column (c), lines 532-539)</u>	<u>Per Books (TB)</u>	<u>Adjustment Due to Salary Annualization (column (a) - (b))</u>
(11) Water	\$0	\$0	\$0
(12) Wastewater	-	5,010	(5,010)

**Salaries - Regulatory**  
**NARUC 601/701 (JDE account 6140)**

	(a)	(b)	(c)
	<u>Total Annualized Salaries (per w/p a. column (c), lines 540-553)</u>	<u>Per Books (TB)</u>	<u>Adjustment Due to Salary Annualization (column (a) - (b))</u>
(13) Water	\$0	\$0	\$0
(14) Wastewater	-	3,791	(3,791)

**Salaries - Customer Service**  
**NARUC 601/701 (JDE account 6145)**

	(a)	(b)	(c)
	<u>Total Annualized Salaries (per w/p a. column (c), lines 554-586)</u>	<u>Per Books (TB)</u>	<u>Adjustment Due to Salary Annualization (column (a) - (b))</u>
(15) Water	\$0	\$0	\$0
(16) Wastewater	-	3,719	(3,719)

**Salaries - Billing**  
**NARUC 601/701 (JDE account 6146)**

	(a)	(b)	(c)
	<u>Total Annualized Salaries (per w/p a. column (c), lines 587-588)</u>	<u>Per Books (TB)</u>	<u>Adjustment Due to Salary Annualization (column (a) - (b))</u>
(17) Water	\$0	\$0	\$0
(18) Wastewater	-	1,270	(1,270)

**Salaries - Corp Service Admin**  
**NARUC 601/701 (JDE account 6147)**

	(a)	(b)	(c)
	<u>Total Annualized Salaries (per w/p a. column (c), lines 589-591)</u>	<u>Per Books (TB)</u>	<u>Adjustment Due to Salary Annualization (column (a) - (b))</u>
(19) Water	\$0	\$0	\$0
(20) Wastewater	-	269	(269)

**Salaries - Operations Field**



**NARUC 601/701 (JDE account 6150)**

	(a)	(b)	(c)
	<u>Total Annualized Salaries (per w/p a, column (c), lines 592-661)</u>	<u>Per Books (TB)</u>	<u>Adjustment Due to Salary Annualization (column (a) - (b))</u>
(21) Water	\$0	\$0	\$0
(22) Wastewater	-	91,009	(91,009)

**Salaries - Operations Office**  
**NARUC 601/701 (JDE account 6155)**

	(a)	(b)	(c)
	<u>Total Annualized Salaries (per w/p a, column (c), lines 662-663)</u>	<u>Per Books (TB)</u>	<u>Adjustment Due to Salary Annualization (column (a) - (b))</u>
(23) Water	\$0	\$0	\$0
(24) Wastewater	-	1,244	(1,244)

**Salaries - Capitalized Time Charged to Plant**  
**NARUC 601/701 (JDE account 6165)**

	(a)	(b)	(c)
	<u>Adjusted Capitalized Time (per w/p b, column (a), line 13)</u>	<u>Per Books (TB)</u>	<u>Capitalized Time Adjustment (column (a) - (b))</u>
(25) Water	\$0	\$0	\$0
(26) Wastewater	-	(12,615)	12,615

**Payroll Taxes**  
**NARUC 408.12 (JDE account 7510-7520)**

	(a)	(b)	(c)
	<u>Adjusted Payroll Taxes (per w/p a, column (f) thru (h), line 664)</u>	<u>Per Books (TB)</u>	<u>Payroll Tax Adjustment (column (a) - (b))</u>
(27) Water	\$0	\$0	\$0
(28) Wastewater	9,576	6,584	2,992

**Benefits**  
**NARUC 604/704 (JDE account 5625-5690)**

	(a)	(b)	(c)
	<u>Adjusted Benefits (per w/p a, column (i) thru (j), line 664)</u>	<u>Per Books (TB)</u>	<u>Benefits Adjustment (column (a) - (b))</u>
(29) Water	\$0	\$0	\$0
(30) Wastewater	20,544	16,576	3,968

**Vehicles - 13-Month Average**  
**NARUC 341.5/391.7 (JDE account 1555)**

(a) (b) (c)

	<u>Adjusted Vehicles (per w/p c, column (c), line 280) + (per w/p d, column (a), line 110)</u>	<u>Per Books (TB)</u>	<u>Vehicles Adjustment, 13-Month Average (column (a) - (b))</u>
(31) Water	\$0	\$0	\$0
(32) Wastewater	40,110	46,741	(6,631)

**Vehicle Accumulated Depreciation - 13-Month Average**  
**NARUC 108.1 (JDE account 2300)**

	(a)	(b)	(c)
	<u>Adjusted Vehicle A/D (per w/p c, column (r), line 280) + (per w/p d, column (q), line 110)</u>	<u>Per Books (TB)</u>	<u>Vehicle A/D Adjustment, 13- Month Average (column (a) - (b))</u>
(33) Water	\$0	\$0	\$0
(34) Wastewater	(28,380)	(36,981)	8,601

**Vehicle Depreciation Expense**  
**NARUC 403 (JDE account 6905)**

	(a)	(b)	(c)
	<u>Adjusted Vehicle Dep Exp (per w/p a, column (o), line 664) + (per w/p d, column (q), line 110)</u>	<u>Per Books (TB)</u>	<u>Vehicle Dep Exp Adjustment (column (a) - (b))</u>
(35) Water	\$0	\$0	\$0
(36) Wastewater	6,003	3,363	2,639

**Transportation Expense**  
**NARUC 650/750 (JDE account 6215-6230)**

	(a)	(b)	(c)
	<u>Adjusted Transportation Exp (per w/p a, column (p), line 664) + (per w/p d, column (r), line 110)</u>	<u>Per Books (TB)</u>	<u>Vehicle Dep Exp Adjustment (column (a) - (b))</u>
(37) Water	\$0	\$0	\$0
(38) Wastewater	9,068	5,679	3,389

(d)	(e)
<u>Pay Increase Scheduled for April 2012 (per w/p a. column (d), lines 499-518)</u>	<u>Total Salary Adjustment (column (c) + (d))</u>
\$0 -	\$0 (4,770)

(d)	(e)
<u>Pay Increase Scheduled for April 2012 (per w/p a. column (d), lines 519)</u>	<u>Total Salary Adjustment (column (c) + (d))</u>
\$0 -	\$0 (146)

(d)	(e)
<u>Pay Increase Scheduled for April 2012 (per w/p a. column (d), lines 520-524)</u>	<u>Total Salary Adjustment (column (c) + (d))</u>
\$0 -	\$0 (4,555)

(d)	(e)
<u>Pay Increase Scheduled for April 2012 (per w/p a. column (d), lines 525-527)</u>	<u>Total Salary Adjustment (column (c) + (d))</u>
\$0 -	\$0 (720)

(d)	(e)
<u>Pay Increase Scheduled for April 2012 (per w/p a. column (d), lines 528-531)</u>	<u>Total Salary Adjustment (column (c) + (d))</u>
\$0 -	\$0 (1,128)

(d)	(e)
<u>Pay Increase Scheduled for April 2012 (per w/p a. column (d), lines 532-539)</u>	<u>Total Salary Adjustment (column (c) + (d))</u>
\$0 -	\$0 (5,010)

(d)	(e)
<u>Pay Increase Scheduled for April 2012 (per w/p a. column (d), lines 540-553)</u>	<u>Total Salary Adjustment (column (c) + (d))</u>
\$0 -	\$0 (3,791)

(d)	(e)
<u>Pay Increase Scheduled for April 2012 (per w/p a. column (d), lines 554-586)</u>	<u>Total Salary Adjustment (column (c) + (d))</u>
\$0 -	\$0 (3,719)

(d)	(e)
<u>Pay Increase Scheduled for April 2012 (per w/p a. column (d), lines 587-588)</u>	<u>Total Salary Adjustment (column (c) + (d))</u>
\$0 -	\$0 (1,270)

(d)	(e)
<u>Pay Increase Scheduled for April 2012 (per w/p a. column (d), lines 589-591)</u>	<u>Total Salary Adjustment (column (c) + (d))</u>
\$0 -	\$0 (269)

(d)	(e)
<u>Pay Increase Scheduled for April 2012 (per w/p a. column (d), lines 592-661)</u>	<u>Total Salary Adjustment (column (c) + (d))</u>
\$0 -	\$0 (91,009)

(d)	(e)
<u>Pay Increase Scheduled for April 2012 (per w/p a. column (d), lines 662-663)</u>	<u>Total Salary Adjustment (column (c) + (d))</u>
\$0 -	\$0 (1,244)

**2011 RATE CASES SALARY ADJUSTMENT  
DETAILED SALARY BY EMPLOYEE**

<b>Totals</b>			(a)	(b)	(c)	(d)	(e)	
<b>Name</b>	<b>Position</b>	<b>State</b>	<b>Department</b>	<b>Current Salary</b>	<b>2011 Overtime Annualized</b>	<b>Total</b>	<b>3% increase Effective April 1st included in column (a)</b>	<b>Total Pro Forma Salary</b>
(1) Andrejko, James	Controller	IL	611000					
(2) Arnoux, Diane L.	HR/Payroll Administrator	IL	611000					
(3) Chang, Tae	AP Clerk	IL	611000					
(4) Vacant	Fixed Asset Accounting Manager	IL	611000					
(5) Coughlin, Erin R.	Capital Projects Manager	IL	611000					
(6) Vacant	Capital Projects Assistant	IL	611000					
(7) Federico, Antoinette	AP Supervisor	IL	611000					
(8) Friedman, Avelina	Tax Specialist	IL	611000					
(9) Haynes Jr, John S.	Dir, Tax & Accounting Ops	IL	611000					
(10) Kersey, Justin P.	Corporate Staff Accountant I	IL	611000					
(11) Kim, Christine	Corporate Accounting Manager	IL	611000					
(12) Lingeman, Samuel W.	Senior Financial Analyst	IL	611000					
(13) Luppino, Nancy L.	AP Clerk	IL	611000					
(14) Luppino, Phyllis A.	AP Clerk	IL	611000					
(15) McLean, Pamela J.	Payroll Supervisor	IL	611000					
(16) Metcalf, Janice L.	AP Clerk	IL	611000					
(17) Miranda, Margarita	AP Clerk	IL	611000					
(18) Pietras, Victoria M.	Senior Corporate Accountant	IL	611000					
(19) Shimkus, Matthew D	Financial Plan & Analysis Mgr	IL	611000					
(20) Zavilla, Annette	AP Clerk	IL	611000					
(21) Stone, Leslie A.	Executive Assistant	IL	611500					
(22) Hoy, John P.	Chief Operating Officer	IL	612000					
(23) Japczyk, James F.	Chief Financial Officer	IL	612000					
(24) Sparrow, Lisa A	President & CEO	IL	612000					
(25) Stover, John R.	VP, General Counsel	IL	612000					
(26) Sudduth, Donald E.	VP, Corporate Development	FL	612000					
(27) Blomquist, Laura Louise	HR Generalist	IL	612500					
(28) Devine, James P.	HR Manager	IL	612500					
(29) McLoughlin, Kristi M	Benefits Administrator	IL	612500					
(30) Dave, Hardik	Desktop Support Analyst II	IL	613000					
(31) Ostler, Tom G.	IT Manager	IL	613000					
(32) Pannos, Nicholas James	Desktop Support Analyst II	IL	613000					
(33) Smutny, Thomas A.	Network Administrator	IL	613000					
(34) Bonagura, John F.	Regional Finance Manager	FL	613500					
(35) Durham, Rick J.	RVP	FL	613500					
(36) Flynn, Patrick C.	Regional Director	FL	613500					
(37) Haws, Scotty L.	Rgnl Compliance & Safety Advsr	FL	613500					
(38) Paule, Nancy P.	Receptionist	IL	613500					
(39) Rose, Kendra E.	Compliance & Safety Coord	IL	613500					
(40) Vacant	Operations Administration Mgr	IL	613500					
(41) Vacant	Operations Administrator	IL	613500					
(42) Barrett, Jason O.	Regulatory Staff Accountant II	IL	614000					
(43) Ciecierski, Daniel	Regulatory Staff Accountant I	IL	614000					
(44) Georgiev, Lena	Regulatory Accounting Manager	IL	614000					
(45) Lubertozi, Steven M.	Exec Dir, Regulatory Account	IL	614000					
(46) Mehta, Dhvani S.	Regulatory Staff Accountant I	IL	614000					
(47) Nedved, Spencer L.	Regulatory Staff Accountant I	IL	614000					
(48) Neyzelman, Dimity	Senior Regulatory Accountant	IL	614000					
(49) Povich, Erin P.	Senior Regulatory Accountant	IL	614000					
(50) Shrake, Brian W.	Senior Regulatory Accountant	IL	614000					
(51) Valrie, Lawanda N.	Regulatory Assistant	IL	614000					
(52) Weeks, Kirsten E.	Regulatory Accounting Manager	IL	614000					
(53) Williams III, John D.	Dir, Governmental Affairs	FL	614000					
(54) Winans, Nicole D.	Regulatory Staff Accountant II	NV	614000					
(55) Yap Jr., Lowell M.	Regulatory Staff Accountant I	IL	614000					
(56) Abbott, Loretta E.	CSR II	FL	614500					
(57) Anderson, Tricia D.	CSR I	NC	614500					
(58) Bachmann, Lisa A	CSR I	FL	614500					
(59) Bennett, Kimberly J.	Customer Account Specialist	FL	614500					
(60) Calbreath, Stephanie R.	CSR II	NC	614500					
(61) Campbell, Pamela J.	CSR II	NV	614500					

**2011 RATE CASES SALARY ADJUSTMENT  
DETAILED SALARY BY EMPLOYEE**

(62)	Chandler, Matthew R.	CSR II	FL	614500
(63)	Christian, Elise S.	Customer Relations Specialist	FL	614500
(64)	Collado, Madelin	CSR I	NC	614500
(65)	Deere, Brandi N	CSR I	FL	614500
(66)	Demonbreun, Sheri D.	CSR I	FL	614500
(67)	Dugan, Grace A.	Customer Care Manager	NV	614500
(68)	Harden, Cristina	CSR I	FL	614500
(69)	Iwinski, Cammy Andrea	CSR I	NV	614500
(70)	Jenkins, Ingrid E.	CSR II	NC	614500
(71)	Jones, Linda S.	CSR I	FL	614500
(72)	Jones, Lori Lynn	CSR I	FL	614500
(73)	Mayeski, Lorie L.	CSR II	FL	614500
(74)	Norris, Maxine N	CSR I	NC	614500
(75)	Orengo, Linette C	CSR I	FL	614500
(76)	Raponi, Ann M.	Customer Care Manager	FL	614500
(77)	Roberts, Miranda Ann	CSR I	NV	614500
(78)	Robinson, Shona N.	CSR II	NC	614500
(79)	Robinson, Vanessa F.	CSR II	NC	614500
(80)	Sasic, Karen L.	Director, Customer Care	FL	614500
(81)	Self, Rose D.	Customer Care Manager	NC	614500
(82)	Sillitoe, Jacqueline. Mj.	Customer Care Specialist	FL	614500
(83)	Silva, Lisa M.	CSR II	NC	614500
(84)	Tackett, Samantha R.	CSR I	NV	614500
(85)	Thimmes, Karen L.	CSR I	FL	614500
(86)	Trovinget, Ferrellyn L.	Lead CSR	FL	614500
(87)	Volz, Deborah E.	CSR I	FL	614500
(88)	Wilson, Vicki L.	CSR I	FL	614500
(89)	Krugler, Adrienne R.	Billing Manager	IL	614600
(90)	Sverida, Agnes	Asst Mgr of Billing	IL	614600
(91)	Ceballos, Isabel	Collections Specialist	FL	614700
(92)	Lybarger, Andrea	Collections Specialist	FL	614700
(93)	Sowell, George William	Corporate Services Manager	SC	614700
(94)	Alberigi, David J.	Field Tech I	FL	615000
(95)	Anderson, Daniel S.	Lead Water-Wastewater Operator	FL	615000
(96)	Austin, Arthur C.	Field Tech II	FL	615000
(97)	Bailey, Alan R.	Water-Wastewater Operator II	FL	615000
(98)	Boersma, David A.	Lead Water-Wastewater Operator	FL	615000
(99)	Brown, Donna R.	Field Tech I	FL	615000
(100)	Buono, Robert A.	Lead Water-Wastewater Operator	FL	615000
(101)	Callahan, Robert L.	Field Tech II	FL	615000
(102)	Cardinal, Anthony A.	Water-Wastewater Operator I	FL	615000
(103)	Carver, Nathaniel Q.	Area Manager	FL	615000
(104)	Chard, Ronald	Cross Connection Tech	FL	615000
(105)	Cook, James H.	Lead Water-Wastewater Operator	FL	615000
(106)	Cooper, Robert K.	Field Tech III	FL	615000
(107)	Ebert, Harold	Field Tech II	FL	615000
(108)	Ebert, Shawn M.	Field Tech II	FL	615000
(109)	Eubanks, Brian J.	Water-Wastewater Operator II	FL	615000
(110)	Figueroa, Pedro L.	Lead Water-Wastewater Operator	FL	615000
(111)	Finch, Allan	Water-Wastewater Operator II	FL	615000
(112)	Finchirsh, Jeffrey S.	Water-Wastewater Operator I	FL	615000
(113)	Finigan, Michael A	Field Tech I	FL	615000
(114)	Genilucci, Domenic V	Area Manager	FL	615000
(115)	Godwin, Patrick L.	Lead Water-Wastewater Operator	FL	615000
(116)	Gongre, Bryan K	Regional Manager	FL	615000
(117)	Gongre, Jeremy R.	Field Tech I	FL	615000
(118)	Gosnell, Scotty G.	Lead Water-Wastewater Operator	FL	615000
(119)	Gratnger Jr, Leroy	Field Tech I	FL	615000
(120)	Hamilton, Don L.	Water-Wastewater Operator II	FL	615000
(121)	Hasty, Donald L.	Water-Wastewater Operator II	FL	615000
(122)	Hermano, Rodel R	Field Tech I	FL	615000
(123)	Hogue, Raymond H.	Water-Wastewater Operator II	FL	615000
(124)	Hollister, Jimmie H.	Field Tech II	FL	615000
(125)	Inclima, Luke John	Water-Wastewater Operator II	FL	615000
(126)	Keys, Thomas E.	Water-Wastewater Operator II	FL	615000

(a)

(b)

(c)

(d)

(e)



**2011 RATE CASES SALARY ADJUSTMENT  
DETAILED SALARY BY EMPLOYEE**

			(a)	(b)	(c)	(d)	(e)	
(127)	Lorenzo, Alexander	Water-Wastewater Operator II	FL	615000				
(128)	Marinelli, John A.	Area Manager	FL	615000				
(129)	McPhee, Allison S.	Lead Water-Wastewater Operator	FL	615000				
(130)	Morrell, Matthew J.	Field Tech II	FL	615000				
(131)	Murphy, Eric	Operator II	FL	615000				
(132)	Neal, William L.	Area Manager	FL	615000				
(133)	Overton, Michael A.	Cross Connection Tech	FL	615000				
(134)	Owens, Brian S.	Field Tech I	FL	615000				
(135)	Parrish, Raymond A.	Water-Wastewater Operator II	FL	615000				
(136)	Peaden II, Mark A.	Field Tech I	FL	615000				
(137)	Pfouts, Steve L.	Lead Water-Wastewater Operator	FL	615000				
(138)	Phillips, Christopher	Field Tech I	FL	615000				
(139)	Powell, Trevor B.	Water-Wastewater Operator II	FL	615000				
(140)	Radcliff, Max Lee	Lead Water-Wastewater Operator	FL	615000				
(141)	Raines, Craig A.	Water-Wastewater Operator II	FL	615000				
(142)	Remigio, Roberto V.	Field Tech I	FL	615000				
(143)	Richardson, James P.	Field Tech I	FL	615000				
(144)	Schneider, Keith C.	Water-Wastewater Operator II	FL	615000				
(145)	Schwades, Charles G.	Area Manager	FL	615000				
(146)	Shoffstall, David E.	Lead Water-Wastewater Operator	FL	615000				
(147)	Shue, Mickey A.	Field Tech II	FL	615000				
(148)	Sillitoe, Kathy A.	Water Conservation Coordinator	FL	615000				
(149)	Sillitoe, Terry W.	Water-Wastewater Operator II	FL	615000				
(150)	Smith, Donald D.	Field Tech II	FL	615000				
(151)	Straight, James L.	Water-Wastewater Operator I	FL	615000				
(152)	Sudol, Corey	Water-Wastewater Operator II	FL	615000				
(153)	Swegheimer, James A.	Lead Water-Wastewater Operator	FL	615000				
(154)	Szczepkowski, Stephen A.	Lead Water-Wastewater Operator	FL	615000				
(155)	Van Meter, Nathan Z.	Lead Water-Wastewater Operator	FL	615000				
(156)	Watkins, Cedric	Field Tech II	FL	615000				
(157)	White, Ronald D.	Field Tech II	FL	615000				
(158)	Wilson, Michael A.	Regional Manager	FL	615000				
(159)	Worrell, David R.	Water-Wastewater Operator II	FL	615000				
(160)	Wright, Thomas L.	Field Tech I	FL	615000				
(161)	Vacant	Field Tech I	FL	615000				
(162)	Vacant	Lead Water-Wastewater Operator	FL	615000				
(163)	Vacant	Water-Wastewater Operator I	FL	615000				
(164)	Dipasquale, Susan M.	Administrative Assistant	FL	615500				
(165)	Hanks, Peggy J.	Administrative Assistant	FL	615500				
(166)								
				\$9,048,958	\$160,241	\$9,209,199	\$0	\$9,209,199

**Utilities, Inc. of Essex Ridge**

	Name	Position	State	(a) Current Salary	(b) 2010 Overtime Annualized	(c) Total	(d) 3% increase Effective April 1st included in column (a)	(e) Total Pro Forma Salary
(167)	Andrejko, James	Controller	IL	611000				
(168)	Arnoux, Diane L.	HR/Payroll Administrator	IL	611000				
(169)	Chang, Tae	AP Clerk	IL	611000				
(170)	Vacant	Fixed Asset Accounting Manager	IL	611000				
(171)	Coughlin, Erin R.	Capital Projects Manager	IL	611000				
(172)	Vacant	Capital Projects Assistant	IL	611000				
(173)	Federico, Antoinette	AP Supervisor	IL	611000				
(174)	Friedman, Avelina	Tax Specialist	IL	611000				
(175)	Haynes Jr, John S.	Dir, Tax & Accounting Ops	IL	611000				
(176)	Kersey, Justin P.	Corporate Staff Accountant I	IL	611000				
(177)	Kim, Christine	Corporate Accounting Manager	IL	611000				
(178)	Lingeman, Samuel W.	Senior Financial Analyst	IL	611000				
(179)	Luppino, Nancy L.	AP Clerk	IL	611000				
(180)	Luppino, Phyllis A.	AP Clerk	IL	611000				
(181)	McLean, Pamela J.	Payroll Supervisor	IL	611000				
(182)	Metcalfe, Janice L.	AP Clerk	IL	611000				
(183)	Miranda, Margarita	AP Clerk	IL	611000				
(184)	Pietras, Victoria M.	Senior Corporate Accountant	IL	611000				



2011 RATE CASES SALARY ADJUSTMENT  
 DETAILED SALARY BY EMPLOYER

		(a)	(b)	(c)	(d)	(e)
(185)	Shimkus, Matthew D	Financial Plan & Analysis Mgr	IL	611000		
(186)	Zavilla, Annette	AP Clerk	IL	611000		
(187)	Stone, Leslie A.	Executive Assistant	IL	611500		
(188)	Hoy, John P.	Chief Operating Officer	IL	612000		
(189)	Japczyk, James F.	Chief Financial Officer	IL	612000		
(190)	Sparrow, Lisa A	President & CEO	IL	612000		
(191)	Stover, John R.	VP, General Counsel	IL	612000		
(192)	Sudduth, Donald E.	VP, Corporate Development	FL	612000		
(193)	Blomquist, Laura Louise	HR Generalist	IL	612500		
(194)	Devine, James P.	HR Manager	IL	612500		
(195)	McLoughlin, Kristi M	Benefits Administrator	IL	612500		
(196)	Dave, Hardik	Desktop Support Analyst II	IL	613000		
(197)	Ostler, Tom G.	IT Manager	IL	613000		
(198)	Pannos, Nicholas James	Desktop Support Analyst II	IL	613000		
(199)	Smutny, Thomas A.	Network Administrator	IL	613000		
(200)	Bonagura, John F.	Regional Finance Manager	FL	613500		
(201)	Durham, Rick J.	RVP	FL	613500		
(202)	Flynn, Patrick C.	Regional Director	FL	613500		
(203)	Haws, Scotty L.	Rgnl Compliance & Safety Advsr	FL	613500		
(204)	Paule, Nancy P.	Receptionist	IL	613500		
(205)	Rose, Kendra E.	Compliance & Safety Coord	IL	613500		
(206)	Vacant	Operations Administration Mgr	IL	613500		
(207)	Vacant	Operations Administrator	IL	613500		
(208)	Barrett, Jason O.	Regulatory Staff Accountant II	IL	614000		
(209)	Ciecierski, Daniel	Regulatory Staff Accountant I	IL	614000		
(210)	Georgiev, Lena	Regulatory Accounting Manager	IL	614000		
(211)	Lubertozi, Steven M.	Exec Dir, Regulatory Account	IL	614000		
(212)	Mehta, Dhvani S.	Regulatory Staff Accountant I	IL	614000		
(213)	Nedved, Spencer L.	Regulatory Staff Accountant I	IL	614000		
(214)	Neyzelman, Dimitry	Senior Regulatory Accountant	IL	614000		
(215)	Povich, Erin P.	Senior Regulatory Accountant	IL	614000		
(216)	Shrake, Brian W.	Senior Regulatory Accountant	IL	614000		
(217)	Valrie, Lawanda N.	Regulatory Assistant	IL	614000		
(218)	Weeks, Kirsten E.	Regulatory Accounting Manager	IL	614000		
(219)	Williams III, John D.	Dir, Governmental Affairs	FL	614000		
(220)	Winans, Nicole D.	Regulatory Staff Accountant II	NV	614000		
(221)	Yap Jr., Lowell M.	Regulatory Staff Accountant I	IL	614000		
(222)	Abbott, Loretta E.	CSR II	FL	614500		
(223)	Anderson, Tricia D.	CSR I	NC	614500		
(224)	Bachmann, Lisa A	CSR I	FL	614500		
(225)	Bennett, Kimberly J.	Customer Account Specialist	FL	614500		
(226)	Calbreath, Stephanie R.	CSR II	NC	614500		
(227)	Campbell, Pamela J.	CSR II	NV	614500		
(228)	Chandler, Matthew R.	CSR II	FL	614500		
(229)	Christian, Elise S.	Customer Relations Specialist	FL	614500		
(230)	Collado, Madelin	CSR I	NC	614500		
(231)	Deere, Brandi N	CSR I	FL	614500		
(232)	Demonbreun, Sheri D.	CSR I	FL	614500		
(233)	Dugan, Grace A.	Customer Care Manager	NV	614500		
(234)	Harden, Cristina	CSR I	FL	614500		
(235)	Iwinski, Cammy Andrea	CSR I	NV	614500		
(236)	Jenkins, Ingrid E.	CSR II	NC	614500		
(237)	Jones, Linda S.	CSR I	FL	614500		
(238)	Jones, Lori Lynn	CSR I	FL	614500		
(239)	Mayeski, Lorie L.	CSR II	FL	614500		
(240)	Norris, Maxine N	CSR I	NC	614500		
(241)	Orengo, Linette C	CSR I	FL	614500		
(242)	Raponi, Ann M.	Customer Care Manager	FL	614500		
(243)	Roberts, Miranda Ann	CSR I	NV	614500		
(244)	Robinson, Shona N.	CSR II	NC	614500		
(245)	Robinson, Vanessa P.	CSR II	NC	614500		
(246)	Sasic, Karen L.	Director, Customer Care	FL	614500		
(247)	Self, Rose D.	Customer Care Manager	NC	614500		
(248)	Sillitoe, Jacqueline. M.	Customer Care Specialist	FL	614500		
(249)	Silva, Lisa M.	CSR II	NC	614500		

2011 RATE CASRS SALARY ADJUSTMENT  
 DETAILED SALARY BY EMPLOYEE

		(a)	(b)	(c)	(d)	(e)
(250)	Tackett, Samantha R.	CSR I	NV	614500		
(251)	Thimmes, Karen L.	CSR I	FL	614500		
(252)	Trovinger, Ferrellyn L.	Lead CSR	FL	614500		
(253)	Volz, Deborah E.	CSR I	FL	614500		
(254)	Wilson, Vicki L.	CSR I	FL	614500		
(255)	Krugler, Adrienne R.	Billing Manager	IL	614600		
(256)	Sverida, Agnes	Asst Mgr of Billing	IL	614600		
(257)	Ceballos, Isabel	Collections Specialist	FL	614700		
(258)	Lybarger, Andrea	Collections Specialist	FL	614700		
(259)	Sowell, George William	Corporate Services Manager	SC	614700		
(260)	Alberigi, David J.	Field Tech I	FL	615000		
(261)	Anderson, Daniel S.	Lead Water-Wastewater Operator	FL	615000		
(262)	Austin, Arthur C.	Field Tech II	FL	615000		
(263)	Bailey, Alan R.	Water-Wastewater Operator II	FL	615000		
(264)	Boersma, David A.	Lead Water-Wastewater Operator	FL	615000		
(265)	Brown, Donna R.	Field Tech I	FL	615000		
(266)	Buono, Robert A.	Lead Water-Wastewater Operator	FL	615000		
(267)	Callahan, Robert L.	Field Tech II	FL	615000		
(268)	Cardinal, Anthony A.	Water-Wastewater Operator I	FL	615000		
(269)	Carver, Nathaniel Q.	Area Manager	FL	615000		
(270)	Chard, Ronald	Cross Connection Tech	FL	615000		
(271)	Cook, James H.	Lead Water-Wastewater Operator	FL	615000		
(272)	Cooper, Robert K.	Field Tech III	FL	615000		
(273)	Ebert, Harold	Field Tech II	FL	615000		
(274)	Ebert, Shawn M.	Field Tech II	FL	615000		
(275)	Eubanks, Brian J.	Water-Wastewater Operator II	FL	615000		
(276)	Figueroa, Pedro L.	Lead Water-Wastewater Operator	FL	615000		
(277)	Finch, Allan	Water-Wastewater Operator II	FL	615000		
(278)	Finehirsh, Jeffrey S.	Water-Wastewater Operator I	FL	615000		
(279)	Finigan, Michael A.	Field Tech I	FL	615000		
(280)	Gentilucci, Domenic V.	Area Manager	FL	615000		
(281)	Godwin, Patrick L.	Lead Water-Wastewater Operator	FL	615000		
(282)	Gongre, Bryan K.	Regional Manager	FL	615000		
(283)	Gongre, Jeremy R.	Field Tech I	FL	615000		
(284)	Gosnell, Scotty G.	Lead Water-Wastewater Operator	FL	615000		
(285)	Grainger Jr, Leroy	Field Tech I	FL	615000		
(286)	Hamilton, Don L.	Water-Wastewater Operator II	FL	615000		
(287)	Hasty, Donald L.	Water-Wastewater Operator II	FL	615000		
(288)	Herrmano, Rodel R.	Field Tech I	FL	615000		
(289)	Hogue, Raymond H.	Water-Wastewater Operator II	FL	615000		
(290)	Hollister, Jimmie H.	Field Tech II	FL	615000		
(291)	Inclima, Luke John	Water-Wastewater Operator II	FL	615000		
(292)	Keys, Thomas E.	Water-Wastewater Operator II	FL	615000		
(293)	Lorenzo, Alexander	Water-Wastewater Operator II	FL	615000		
(294)	Marinelli, John A.	Area Manager	FL	615000		
(295)	McPhee, Allison S.	Lead Water-Wastewater Operator	FL	615000		
(296)	Morrell, Matthew J.	Field Tech II	FL	615000		
(297)	Murphy, Eric	Operator II	FL	615000		
(298)	Neal, William L.	Area Manager	FL	615000		
(299)	Overton, Michael A.	Cross Connection Tech	FL	615000		
(300)	Owens, Brian S.	Field Tech I	FL	615000		
(301)	Parrish, Raymond A.	Water-Wastewater Operator II	FL	615000		
(302)	Peaden II, Mark A.	Field Tech I	FL	615000		
(303)	Pfouts, Steve L.	Lead Water-Wastewater Operator	FL	615000		
(304)	Phillips, Christopher	Field Tech I	FL	615000		
(305)	Powell, Trevor B.	Water-Wastewater Operator II	FL	615000		
(306)	Radcliff, Max Lee	Lead Water-Wastewater Operator	FL	615000		
(307)	Raines, Craig A.	Water-Wastewater Operator II	FL	615000		
(308)	Remigio, Roberto V.	Field Tech I	FL	615000		
(309)	Richardson, James P.	Field Tech I	FL	615000		
(310)	Schneider, Keith C.	Water-Wastewater Operator II	FL	615000		
(311)	Schwades, Charles G.	Area Manager	FL	615000		
(312)	Shoffstall, David E.	Lead Water-Wastewater Operator	FL	615000		
(313)	Shue, Mickey A.	Field Tech II	FL	615000		
(314)	Sillitoe, Kathy A.	Water Conservation Coordinator	FL	615000		

**2011 RATE CASES SALARY ADJUSTMENT  
DETAILED SALARY BY EMPLOYEE**

(315)	Sillitoe, Terry W.	Water-Wastewater Operator II	FL	615000
(316)	Smith, Donald D.	Field Tech II	FL	615000
(317)	Straight, James L.	Water-Wastewater Operator I	FL	615000
(318)	Sudol, Corey	Water-Wastewater Operator II	FL	615000
(319)	Swegheimer, James A.	Lead Water-Wastewater Operator	FL	615000
(320)	Szczepkowski, Stephen A.	Lead Water-Wastewater Operator	FL	615000
(321)	Van Meter, Nathan Z.	Lead Water-Wastewater Operator	FL	615000
(322)	Watkins, Cedric	Field Tech II	FL	615000
(323)	White, Ronald D.	Field Tech II	FL	615000
(324)	Wilson, Michael A.	Regional Manager	FL	615000
(325)	Worrell, David R.	Water-Wastewater Operator II	FL	615000
(326)	Wright, Thomas L.	Field Tech I	FL	615000
(327)	Vacant	Field Tech I	FL	615000
(328)	Vacant	Lead Water-Wastewater Operator	FL	615000
(329)	Vacant	Water-Wastewater Operator I	FL	615000
(330)	Dipasquale, Susan M.	Administrative Assistant	FL	615500
(331)	Hanks, Peggy J.	Administrative Assistant	FL	615500
(332)				

(a) (b) (c) (d) (e)

\$206,327	\$21,177	\$227,504	\$0	\$227,504

**Sanlando Utilities Corp**

	Name	Position	State	
(333)	Andrejko, James	Controller	IL	611000
(334)	Arnoux, Diane L.	HR/Payroll Administrator	IL	611000
(335)	Chang, Tae	AP Clerk	IL	611000
(336)	Vacant	Fixed Asset Accounting Manager	IL	611000
(337)	Coughlin, Erin R.	Capital Projects Manager	IL	611000
(338)	Vacant	Capital Projects Assistant	IL	611000
(339)	Federico, Antoinette	AP Supervisor	IL	611000
(340)	Friedman, Avelina	Tax Specialist	IL	611000
(341)	Haynes Jr, John S.	Dir, Tax & Accounting Ops	IL	611000
(342)	Kersey, Justin P.	Corporate Staff Accountant I	IL	611000
(343)	Kim, Christine	Corporate Accounting Manager	IL	611000
(344)	Lingeman, Samuel W.	Senior Financial Analyst	IL	611000
(345)	Luppino, Nancy L.	AP Clerk	IL	611000
(346)	Luppino, Phyllis A.	AP Clerk	IL	611000
(347)	McLean, Pamela J.	Payroll Supervisor	IL	611000
(348)	Metcal, Janice L.	AP Clerk	IL	611000
(349)	Miranda, Margarita	AP Clerk	IL	611000
(350)	Pietras, Victoria M.	Senior Corporate Accountant	IL	611000
(351)	Shimkus, Matthew D	Financial Plan & Analysis Mgr	IL	611000
(352)	Zavilla, Annette	AP Clerk	IL	611000
(353)	Stone, Leslie A.	Executive Assistant	IL	611500
(354)	Hoy, John P.	Chief Operating Officer	IL	612000
(355)	Japczyk, James F.	Chief Financial Officer	IL	612000
(356)	Sparrow, Lisa A	President & CEO	IL	612000
(357)	Stover, John R.	VP, General Counsel	IL	612000
(358)	Sudduth, Donald E.	VP, Corporate Development	FL	612000
(359)	Blomquist, Laura Louise	HR Generalist	IL	612500
(360)	Devine, James P.	HR Manager	IL	612500
(361)	McLoughlin, Kristi M	Benefits Administrator	IL	612500
(362)	Dave, Hardik	Desktop Support Analyst II	IL	613000
(363)	Ostler, Tom G.	IT Manager	IL	613000
(364)	Pannos, Nicholas James	Desktop Support Analyst II	IL	613000
(365)	Smutny, Thomas A.	Network Administrator	IL	613000
(366)	Bonagura, John F.	Regional Finance Manager	FL	613500
(367)	Durham, Rick J.	RVP	FL	613500
(368)	Flynn, Patrick C.	Regional Director	FL	613500
(369)	Haws, Scotty L.	Rgnl Compliance & Safety Advsr	FL	613500
(370)	Paule, Nancy P.	Receptionist	IL	613500
(371)	Rose, Kendra E.	Compliance & Safety Coord	IL	613500
(372)	Vacant	Operations Administration Mgr	IL	613500
(373)	Vacant	Operations Administrator	IL	613500

(a) (b) (c) (d) (e)  
Current Salary 2010 Overtime Annualized Total 3% Increase Effective April 1st included in column (a) Total Pro Forma Salary

--	--	--	--	--

2011 RATE CASES SALARY ADJUSTMENT  
 DETAILED SALARY BY EMPLOYEE

			(a)	(b)	(c)	(d)	(e)
(374)	Barrett, Jason O.	Regulatory Staff Accountant II	IL	614000			
(375)	Ciecierski, Daniel	Regulatory Staff Accountant I	IL	614000			
(376)	Georgiev, Lena	Regulatory Accounting Manager	IL	614000			
(377)	Lubertozzi, Steven M.	Exec Dir, Regulatory Account	IL	614000			
(378)	Mehta, Dhvani S.	Regulatory Staff Accountant I	IL	614000			
(379)	Nedved, Spencer L.	Regulatory Staff Accountant I	IL	614000			
(380)	Neyzelman, Dimitry	Senior Regulatory Accountant	IL	614000			
(381)	Povich, Erin F.	Senior Regulatory Accountant	IL	614000			
(382)	Shrake, Brian W.	Senior Regulatory Accountant	IL	614000			
(383)	Valrie, Lawanda N.	Regulatory Assistant	IL	614000			
(384)	Weeks, Kirsten E.	Regulatory Accounting Manager	IL	614000			
(385)	Williams III, John D.	Dir, Governmental Affairs	FL	614000			
(386)	Winans, Nicole D.	Regulatory Staff Accountant II	NV	614000			
(387)	Yap Jr., Lowell M.	Regulatory Staff Accountant I	IL	614000			
(388)	Abbott, Loretta E.	CSR II	FL	614500			
(389)	Anderson, Tricia D.	CSR I	NC	614500			
(390)	Bachmann, Lisa A	CSR I	FL	614500			
(391)	Bennett, Kimberly J.	Customer Account Specialist	FL	614500			
(392)	Calbreath, Stephanie R.	CSR II	NC	614500			
(393)	Campbell, Pamela J.	CSR II	NV	614500			
(394)	Chandler, Matthew R.	CSR II	FL	614500			
(395)	Christian, Elise S.	Customer Relations Specialist	FL	614500			
(396)	Collado, Madelin	CSR I	NC	614500			
(397)	Deere, Brandi N	CSR I	FL	614500			
(398)	Demonbreun, Sheri D.	CSR I	FL	614500			
(399)	Dugan, Grace A.	Customer Care Manager	NV	614500			
(400)	Harden, Cristina	CSR I	FL	614500			
(401)	Iwinski, Cammy Andrea	CSR I	NV	614500			
(402)	Jenkins, Ingrid E.	CSR II	NC	614500			
(403)	Jones, Linda S.	CSR I	FL	614500			
(404)	Jones, Lori Lynn	CSR I	FL	614500			
(405)	Mayeski, Lorie L.	CSR II	FL	614500			
(406)	Norris, Maxine N	CSR I	NC	614500			
(407)	Orengo, Linette C	CSR I	FL	614500			
(408)	Raponi, Ann M.	Customer Care Manager	FL	614500			
(409)	Roberts, Miranda Ann	CSR I	NV	614500			
(410)	Robinson, Shona N.	CSR II	NC	614500			
(411)	Robinson, Vanessa F.	CSR II	NC	614500			
(412)	Sasic, Karen L.	Director, Customer Care	FL	614500			
(413)	Self, Rose D.	Customer Care Manager	NC	614500			
(414)	Sillitoe, Jacqueline M.	Customer Care Specialist	FL	614500			
(415)	Silva, Lisa M.	CSR II	NC	614500			
(416)	Tackett, Samantha R.	CSR I	NV	614500			
(417)	Thimmes, Karen L	CSR I	FL	614500			
(418)	Trovinger, Ferrellyn L.	Lead CSR	FL	614500			
(419)	Volz, Deborah E.	CSR I	FL	614500			
(420)	Wilson, Vicki L	CSR I	FL	614500			
(421)	Krugler, Adrienne R.	Billing Manager	IL	614600			
(422)	Sverida, Agnes	Asst Mgr of Billing	IL	614600			
(423)	Ceballos, Isabel	Collections Specialist	FL	614700			
(424)	Lybarger, Andrea	Collections Specialist	FL	614700			
(425)	Sowell, George William	Corporate Services Manager	SC	614700			
(426)	Alberigi, David J.	Field Tech I	FL	615000			
(427)	Anderson, Daniel S.	Lead Water-Wastewater Operator	FL	615000			
(428)	Austin, Arthur C.	Field Tech II	FL	615000			
(429)	Bailey, Alan R.	Water-Wastewater Operator II	FL	615000			
(430)	Boersma, David A.	Lead Water-Wastewater Operator	FL	615000			
(431)	Brown, Donna R.	Field Tech I	FL	615000			
(432)	Buono, Robert A.	Lead Water-Wastewater Operator	FL	615000			
(433)	Callahan, Robert L.	Field Tech II	FL	615000			
(434)	Cardinal, Anthony A.	Water-Wastewater Operator I	FL	615000			
(435)	Carver, Nathaniel Q.	Area Manager	FL	615000			
(436)	Chard, Ronakd	Cross Connection Tech	FL	615000			
(437)	Cook, James H.	Lead Water-Wastewater Operator	FL	615000			
(438)	Cooper, Robert K.	Field Tech III	FL	615000			



**2011 RATE CASES SALARY ADJUSTMENT  
DETAILED SALARY BY EMPLOYEE**

			(a)	(b)	(c)	(d)	(e)
(499)	Andrejko, James	Controller	IL	611000			
(500)	Arnoux, Diane L.	HR/Payroll Administrator	IL	611000			
(501)	Chang, Tae	AP Clerk	IL	611000			
(502)	Vacant	Fixed Asset Accounting Manager	IL	611000			
(503)	Coughlin, Erin R.	Capital Projects Manager	IL	611000			
(504)	Vacant	Capital Projects Assistant	IL	611000			
(505)	Federico, Antoinette	AP Supervisor	IL	611000			
(506)	Friedman, Avelina	Tax Specialist	IL	611000			
(507)	Haynes Jr, John S.	Dir, Tax & Accounting Ops	IL	611000			
(508)	Kersey, Justin P.	Corporate Staff Accountant I	IL	611000			
(509)	Kim, Christine	Corporate Accounting Manager	IL	611000			
(510)	Lingeman, Samuel W.	Senior Financial Analyst	IL	611000			
(511)	Luppino, Nancy L.	AP Clerk	IL	611000			
(512)	Luppino, Phyllis A.	AP Clerk	IL	611000			
(513)	McLean, Pamela J.	Payroll Supervisor	IL	611000			
(514)	Metcalfe, Janice L.	AP Clerk	IL	611000			
(515)	Miranda, Margarita	AP Clerk	IL	611000			
(516)	Pietras, Victoria M.	Senior Corporate Accountant	IL	611000			
(517)	Shimkus, Matthew D	Financial Plan & Analysis Mgr	IL	611000			
(518)	Zavilla, Annette	AP Clerk	IL	611000			
(519)	Stone, Leslie A.	Executive Assistant	IL	611500			
(520)	Hoy, John P.	Chief Operating Officer	IL	612000			
(521)	Japczyk, James F.	Chief Financial Officer	IL	612000			
(522)	Sparrow, Lisa A.	President & CEO	IL	612000			
(523)	Stover, John R.	VP, General Counsel	IL	612000			
(524)	Sudduth, Donald E.	VP, Corporate Development	FL	612000			
(525)	Blomquist, Laura Louise	HR Generalist	IL	612500			
(526)	Devine, James P.	HR Manager	IL	612500			
(527)	McLoughlin, Kristi M	Benefits Administrator	IL	612500			
(528)	Dave, Hardik	Desktop Support Analyst II	IL	613000			
(529)	Ostler, Tom G.	IT Manager	IL	613000			
(530)	Pannos, Nicholas James	Desktop Support Analyst II	IL	613000			
(531)	Smutoy, Thomas A.	Network Administrator	IL	613000			
(532)	Bonagura, John F.	Regional Finance Manager	FL	613500			
(533)	Durham, Rick J.	RVP	FL	613500			
(534)	Flynn, Patrick C.	Regional Director	FL	613500			
(535)	Haws, Scotty L.	Rgnl Compliance & Safety Advsr	FL	613500			
(536)	Paule, Nancy P.	Receptionist	IL	613500			
(537)	Rose, Kendra E.	Compliance & Safety Coord	IL	613500			
(538)	Vacant	Operations Administration Mgr	IL	613500			
(539)	Vacant	Operations Administrator	IL	613500			
(540)	Barrett, Jason O.	Regulatory Staff Accountant II	IL	614000			
(541)	Ciecierski, Daniel	Regulatory Staff Accountant I	IL	614000			
(542)	Georgiev, Lena	Regulatory Accounting Manager	IL	614000			
(543)	Lubertozzi, Steven M.	Exec Dir, Regulatory Account	IL	614000			
(544)	Mehta, Dhvani S.	Regulatory Staff Accountant I	IL	614000			
(545)	Nedved, Spencer L.	Regulatory Staff Accountant I	IL	614000			
(546)	Neyzelman, Dimitry	Senior Regulatory Accountant	IL	614000			
(547)	Povich, Erin P.	Senior Regulatory Accountant	IL	614000			
(548)	Shrake, Brian W.	Senior Regulatory Accountant	IL	614000			
(549)	Valrie, Lawanda N.	Regulatory Assistant	IL	614000			
(550)	Weeks, Kirsten E.	Regulatory Accounting Manager	IL	614000			
(551)	Williams III, John D.	Dir, Governmental Affairs	FL	614000			
(552)	Winans, Nicole D.	Regulatory Staff Accountant II	NV	614000			
(553)	Yap Jr., Lowell M.	Regulatory Staff Accountant I	IL	614000			
(554)	Abbott, Loretta E.	CSR II	FL	614500			
(555)	Anderson, Tricia D.	CSR I	NC	614500			
(556)	Bachmann, Lisa A.	CSR I	FL	614500			
(557)	Bennett, Kimberly J.	Customer Account Specialist	FL	614500			
(558)	Calbreath, Stephanie R.	CSR II	NC	614500			
(559)	Campbell, Pamela J.	CSR II	NV	614500			
(560)	Chandler, Matthew R.	CSR II	FL	614500			
(561)	Christian, Elise S.	Customer Relations Specialist	FL	614500			
(562)	Collado, Madelin	CSR I	NC	614500			

2011 RATE CASES SALARY ADJUSTMENT  
 DETAILED SALARY BY EMPLOYEE

		(a)	(b)	(c)	(d)	(e)
(563)	Deere, Brandi N	CSR I	FL	614500		
(564)	Demonbreun, Sheri D.	CSR I	FL	614500		
(565)	Dugan, Grace A.	Customer Care Manager	NV	614500		
(566)	Harden, Cristina	CSR I	FL	614500		
(567)	Iwinski, Cammy Andrea	CSR I	NV	614500		
(568)	Jenkins, Ingrid E.	CSR II	NC	614500		
(569)	Jones, Linda S.	CSR I	FL	614500		
(570)	Jones, Lori Lynn	CSR I	FL	614500		
(571)	Mayeski, Lorie L.	CSR II	FL	614500		
(572)	Norris, Maxine N	CSR I	NC	614500		
(573)	Orengo, Linette C	CSR I	FL	614500		
(574)	Raponi, Ann M.	Customer Care Manager	FL	614500		
(575)	Roberts, Miranda Ann	CSR I	NV	614500		
(576)	Robinson, Shona N.	CSR II	NC	614500		
(577)	Robinson, Vanessa F.	CSR II	NC	614500		
(578)	Sasic, Karen L.	Director, Customer Care	FL	614500		
(579)	Self, Rose D.	Customer Care Manager	NC	614500		
(580)	Sillitoe, Jacqueline M.	Customer Care Specialist	FL	614500		
(581)	Silva, Lisa M.	CSR II	NC	614500		
(582)	Tackett, Samantha R.	CSR I	NV	614500		
(583)	Thimmes, Karen L.	CSR I	FL	614500		
(584)	Trovinger, Ferrellyn L.	Lead CSR	FL	614500		
(585)	Volz, Deborah E.	CSR I	FL	614500		
(586)	Wilson, Vicki L.	CSR I	FL	614500		
(587)	Krugler, Adrienne R.	Billing Manager	IL	614600		
(588)	Sverida, Agnes	Asst Mgr of Billing	IL	614600		
(589)	Ceballos, Isabel	Collections Specialist	FL	614700		
(590)	Lybarger, Andrea	Collections Specialist	FL	614700		
(591)	Sowell, George William	Corporate Services Manager	SC	614700		
(592)	Alberigi, David J.	Field Tech I	FL	615000		
(593)	Anderson, Daniel S.	Lead Water-Wastewater Operator	FL	615000		
(594)	Austin, Arthur C.	Field Tech II	FL	615000		
(595)	Bailey, Alan R.	Water-Wastewater Operator II	FL	615000		
(596)	Boersma, David A.	Lead Water-Wastewater Operator	FL	615000		
(597)	Brown, Donna R.	Field Tech I	FL	615000		
(598)	Buono, Robert A.	Lead Water-Wastewater Operator	FL	615000		
(599)	Callahan, Robert L.	Field Tech II	FL	615000		
(600)	Cardinal, Anthony A.	Water-Wastewater Operator I	FL	615000		
(601)	Carver, Nathaniel Q.	Area Manager	FL	615000		
(602)	Chard, Ronald	Cross Connection Tech	FL	615000		
(603)	Cook, James H.	Lead Water-Wastewater Operator	FL	615000		
(604)	Cooper, Robert K.	Field Tech III	FL	615000		
(605)	Ebert, Harold	Field Tech II	FL	615000		
(606)	Ebert, Shawn M.	Field Tech II	FL	615000		
(607)	Eubanks, Brian J.	Water-Wastewater Operator II	FL	615000		
(608)	Figueroa, Pedro L	Lead Water-Wastewater Operator	FL	615000		
(609)	Finch, Allan	Water-Wastewater Operator II	FL	615000		
(610)	Finehirsh, Jeffrey S.	Water-Wastewater Operator I	FL	615000		
(611)	Finigan, Michael A	Field Tech I	FL	615000		
(612)	Gentiluocci, Domenic V	Area Manager	FL	615000		
(613)	Godwin, Patrick L.	Lead Water-Wastewater Operator	FL	615000		
(614)	Gongre, Bryan K	Regional Manager	FL	615000		
(615)	Gongre, Jeremy R.	Field Tech I	FL	615000		
(616)	Gosnell, Scotty G.	Lead Water-Wastewater Operator	FL	615000		
(617)	Grainger Jr, Leroy	Field Tech I	FL	615000		
(618)	Hamilton, Don L.	Water-Wastewater Operator II	FL	615000		
(619)	Hasty, Donald L.	Water-Wastewater Operator II	FL	615000		
(620)	Herrmano, Rodel R	Field Tech I	FL	615000		
(621)	Hogue, Raymond H.	Water-Wastewater Operator II	FL	615000		
(622)	Hollister, Jimmie H.	Field Tech II	FL	615000		
(623)	Inclima, Luke John	Water-Wastewater Operator II	FL	615000		
(624)	Keys, Thomas E.	Water-Wastewater Operator II	FL	615000		
(625)	Lorenzo, Alexander	Water-Wastewater Operator II	FL	615000		
(626)	Marinelli, John A.	Area Manager	FL	615000		
(627)	McPhee, Allison S.	Lead Water-Wastewater Operator	FL	615000		

**2011 RATE CASES SALARY ADJUSTMENT  
DETAILED SALARY BY EMPLOYEE**

			(a)	(b)	(c)	(d)	(e)
(628) Morrell, Matthew J.	Field Tech II	FL	615000				
(629) Murphy, Eric	Operator II	FL	615000				
(630) Neal, William L.	Area Manager	FL	615000				
(631) Overton, Michael A.	Cross Connection Tech	FL	615000				
(632) Owens, Brian S.	Field Tech I	FL	615000				
(633) Parrish, Raymond A.	Water-Wastewater Operator II	FL	615000				
(634) Peaden II, Mark A.	Field Tech I	FL	615000				
(635) Pfouts, Steve L.	Lead Water-Wastewater Operator	FL	615000				
(636) Phillips, Christopher	Field Tech I	FL	615000				
(637) Powell, Trevor B.	Water-Wastewater Operator II	FL	615000				
(638) Radcliff, Max Lee	Lead Water-Wastewater Operator	FL	615000				
(639) Raines, Craig A.	Water-Wastewater Operator II	FL	615000				
(640) Remigio, Roberto V.	Field Tech I	FL	615000				
(641) Richardson, James P.	Field Tech I	FL	615000				
(642) Schneider, Keith C.	Water-Wastewater Operator II	FL	615000				
(643) Schwades, Charles G.	Area Manager	FL	615000				
(644) Shoffstall, David E.	Lead Water-Wastewater Operator	FL	615000				
(645) Shue, Mickey A.	Field Tech II	FL	615000				
(646) Sillitoe, Kathy A.	Water Conservation Coordinator	FL	615000				
(647) Sillitoe, Terry W.	Water-Wastewater Operator II	FL	615000				
(648) Smith, Donald D.	Field Tech II	FL	615000				
(649) Straight, James L.	Water-Wastewater Operator I	FL	615000				
(650) Sudol, Corey	Water-Wastewater Operator II	FL	615000				
(651) Swegheimer, James A.	Lead Water-Wastewater Operator	FL	615000				
(652) Szczepkowski, Stephen A.	Lead Water-Wastewater Operator	FL	615000				
(653) Van Meter, Nathan Z.	Lead Water-Wastewater Operator	FL	615000				
(654) Watkins, Cedric	Field Tech II	FL	615000				
(655) White, Ronald D.	Field Tech II	FL	615000				
(656) Wilson, Michael A.	Regional Manager	FL	615000				
(657) Worrell, David R.	Water-Wastewater Operator II	FL	615000				
(658) Wright, Thomas L.	Field Tech I	FL	615000				
(659) Vacant	Field Tech I	FL	615000				
(660) Vacant	Lead Water-Wastewater Operator	FL	615000				
(661) Vacant	Water-Wastewater Operator I	FL	615000				
(662) Dipasquale, Susan M.	Administrative Assistant	FL	615500				
(663) Hanks, Peggy J.	Administrative Assistant	FL	615500				
(664)							
			\$100,920	\$14,669	\$115,590	\$3,468	\$119,057



**2011 RATE CASES SALARY ADJUSTMENT  
DETAILED SALARY BY EMPLOYEE**

**2011 RATE CASES SALARY ADJUSTMENT  
DETAILED SALARY BY EMPLOYEE**

- (a) Salaries are most current data as of 04/27/10
- (b) Overtime is most current data, annualized for a full year as of 04/28/2010.
- (c) Sum of (a) + (b).
- (d) Increase of 3.5% on annualized salaries, scheduled for April 2011.
- (e) Sum of (c) + (d).
- (f) FICA on column (e), at current FICA rates.
- (g) PUTA on column (e), at current PUTA rates.
- (h) SUTA on column (e), at current PUTA rates.
- (i) Result of a 4% 401(k) contribution on column (e) + any employer match on column (e).
- (j) Health insurance and benefits for full-time employees, see calculation on w/p f.
- (k) Vehicle number.
- (l) Month and year vehicle was purchased.
- (m) Cost of vehicle.
- (n) Accumulated depreciation at TY end on vehicle (6 yr life).
- (o) Depreciation expense for TY on vehicle.
- (p) Transportation expense for vehicles, see calculation on w/p e.

Other Notes:

**2011 RATE CASES SALARY ADJUSTMENT  
DETAILED SALARY BY EMPLOYEE**

Salaries, payroll taxes, benefits, and vehicle data are calculated by taking the total amounts per employee and multiplying those amounts by the correct ERC percentage for Bayside and Sandy Creek based on each employee's ERC allocation.

**2011 RATE CASES SALARY ADJUSTMENT  
DETAILED SALARY BY EMPLOYEE**

<b>Totals</b>			(f)	(g)	(h)	(i)	(j)
<b>Name</b>	<b>Position</b>	<b>State</b>	<b>Department</b>	<b>Pro Forma FICA</b>	<b>Pro Forma RUTA</b>	<b>Pro Forma SUTA</b>	<b>Pro Forma 401K Pro Forma Health Insurance and Benefits</b>
(1) Andrejko, James	Controller	IL	611000				
(2) Arnoux, Diane L.	HR/Payroll Administrator	IL	611000				
(3) Chang, Tae	AP Clerk	IL	611000				
(4) Vacant	Fixed Asset Accounting Manager	IL	611000				
(5) Coughlin, Erin R.	Capital Projects Manager	IL	611000				
(6) Vacant	Capital Projects Assistant	IL	611000				
(7) Federico, Antoinette	AP Supervisor	IL	611000				
(8) Friedman, Avelina	Tax Specialist	IL	611000				
(9) Haynes Jr, John S.	Dir, Tax & Accounting Ops	IL	611000				
(10) Kersey, Justin P.	Corporate Staff Accountant I	IL	611000				
(11) Kim, Christine	Corporate Accounting Manager	IL	611000				
(12) Lingeman, Samuel W.	Senior Financial Analyst	IL	611000				
(13) Luppino, Nancy L.	AP Clerk	IL	611000				
(14) Luppino, Phyllis A.	AP Clerk	IL	611000				
(15) McLean, Pamela J.	Payroll Supervisor	IL	611000				
(16) Metcalf, Janice L.	AP Clerk	IL	611000				
(17) Miranda, Margarita	AP Clerk	IL	611000				
(18) Pietras, Victoria M.	Senior Corporate Accountant	IL	611000				
(19) Shimkus, Matthew D	Financial Plan & Analysis Mgr	IL	611000				
(20) Zavilla, Annette	AP Clerk	IL	611000				
(21) Stone, Leslie A.	Executive Assistant	IL	611500				
(22) Hoy, John P.	Chief Operating Officer	IL	612000				
(23) Japczyk, James F.	Chief Financial Officer	IL	612000				
(24) Sparrow, Lisa A	President & CEO	IL	612000				
(25) Stover, John R.	VP, General Counsel	IL	612000				
(26) Sudduth, Donald E.	VP, Corporate Development	FL	612000				
(27) Blomquist, Laura Louise	HR Generalist	IL	612500				
(28) Devine, James P.	HR Manager	IL	612500				
(29) McLoughlin, Kristi M	Benefits Administrator	IL	612500				
(30) Dave, Hardik	Desktop Support Analyst II	IL	613000				
(31) Ostler, Tom G.	IT Manager	IL	613000				
(32) Pannos, Nicholas James	Desktop Support Analyst II	IL	613000				
(33) Smutny, Thomas A.	Network Administrator	IL	613000				
(34) Bonagura, John F.	Regional Finance Manager	FL	613500				
(35) Durham, Rick J.	RVP	FL	613500				
(36) Flynn, Patrick C.	Regional Director	FL	613500				
(37) Haws, Scotty L.	Rgrl Compliance & Safety Advsr	FL	613500				
(38) Paule, Nancy P.	Receptionist	IL	613500				
(39) Rose, Kendra E.	Compliance & Safety Coord	IL	613500				
(40) Vacant	Operations Administration Mgr	IL	613500				
(41) Vacant	Operations Administrator	IL	613500				
(42) Barrett, Jason O.	Regulatory Staff Accountant II	IL	614000				
(43) Ciecierski, Daniel	Regulatory Staff Accountant I	IL	614000				
(44) Georgiev, Lena	Regulatory Accounting Manager	IL	614000				
(45) Lubertozzi, Steven M.	Exec Dir, Regulatory Account	IL	614000				
(46) Mehta, Dhvani S.	Regulatory Staff Accountant I	IL	614000				
(47) Nedved, Spencer L	Regulatory Staff Accountant I	IL	614000				
(48) Neyzelman, Dimitry	Senior Regulatory Accountant	IL	614000				
(49) Povich, Erin P.	Senior Regulatory Accountant	IL	614000				
(50) Shrake, Brian W.	Senior Regulatory Accountant	IL	614000				
(51) Valrie, Lawanda N.	Regulatory Assistant	IL	614000				
(52) Weeks, Kirsten E.	Regulatory Accounting Manager	IL	614000				
(53) Williams III, John D.	Dir, Governmental Affairs	FL	614000				
(54) Winans, Nicole D.	Regulatory Staff Accountant II	NV	614000				
(55) Yap Jr., Lowell M.	Regulatory Staff Accountant I	IL	614000				
(56) Abbott, Loretta E.	CSR II	FL	614500				
(57) Anderson, Tricia D.	CSR I	NC	614500				
(58) Bachmann, Lisa A	CSR I	FL	614500				
(59) Bennett, Kimberly J.	Customer Account Specialist	FL	614500				
(60) Calbreath, Stephanie R.	CSR II	NC	614500				
(61) Campbell, Pamela J.	CSR II	NV	614500				

2011 RATE CASES SALARY ADJUSTMENT  
 DETAILED SALARY BY EMPLOYEE

			(f)	(g)	(h)	(i)	(j)
(62)	Chandler, Matthew R.	CSR II	FL	614500			
(63)	Christian, Elise S.	Customer Relations Specialist	FL	614500			
(64)	Collado, Madelin	CSR I	NC	614500			
(65)	Deere, Brandi N	CSR I	FL	614500			
(66)	Demonbreun, Sheri D.	CSR I	FL	614500			
(67)	Dugan, Grace A.	Customer Care Manager	NV	614500			
(68)	Harden, Cristina	CSR I	FL	614500			
(69)	Iwinski, Cammy Andrea	CSR I	NV	614500			
(70)	Jenkins, Ingrid E.	CSR II	NC	614500			
(71)	Jones, Linda S.	CSR I	FL	614500			
(72)	Jones, Lori Lynn	CSR I	FL	614500			
(73)	Mayeski, Lorie L.	CSR II	FL	614500			
(74)	Norris, Maxine N	CSR I	NC	614500			
(75)	Orengo, Linette C	CSR I	FL	614500			
(76)	Raponi, Ann M.	Customer Care Manager	FL	614500			
(77)	Roberts, Miranda Ann	CSR I	NV	614500			
(78)	Robinson, Shona N.	CSR II	NC	614500			
(79)	Robinson, Vanessa F.	CSR II	NC	614500			
(80)	Sasic, Karen L.	Director, Customer Care	FL	614500			
(81)	Seif, Rose D.	Customer Care Manager	NC	614500			
(82)	Sillitoe, Jacqueline M.	Customer Care Specialist	FL	614500			
(83)	Silva, Lisa M.	CSR II	NC	614500			
(84)	Tackett, Samantha R.	CSR I	NV	614500			
(85)	Thimmes, Karen L.	CSR I	FL	614500			
(86)	Trovinger, Ferrellyn L.	Lead CSR	FL	614500			
(87)	Volz, Deborah E.	CSR I	FL	614500			
(88)	Wilson, Vicki L.	CSR I	FL	614500			
(89)	Knigler, Adrienne R.	Billing Manager	IL	614600			
(90)	Sverida, Agnes	Asst Mgr of Billing	IL	614600			
(91)	Ceballos, Isabel	Collections Specialist	FL	614700			
(92)	Lybarger, Andrea	Collections Specialist	FL	614700			
(93)	Sowell, George William	Corporate Services Manager	SC	614700			
(94)	Alberigi, David J.	Field Tech I	FL	615000			
(95)	Anderson, Daniel S.	Lead Water-Wastewater Operator	FL	615000			
(96)	Austin, Arthur C.	Field Tech II	FL	615000			
(97)	Bailey, Alan R.	Water-Wastewater Operator II	FL	615000			
(98)	Boersma, David A.	Lead Water-Wastewater Operator	FL	615000			
(99)	Brown, Donna R.	Field Tech I	FL	615000			
(100)	Buono, Robert A.	Lead Water-Wastewater Operator	FL	615000			
(101)	Callahan, Robert L.	Field Tech II	FL	615000			
(102)	Cardinal, Anthony A.	Water-Wastewater Operator I	FL	615000			
(103)	Carver, Nathaniel Q.	Area Manager	FL	615000			
(104)	Chard, Ronald	Cross Connection Tech	FL	615000			
(105)	Cook, James H.	Lead Water-Wastewater Operator	FL	615000			
(106)	Cooper, Robert K.	Field Tech III	FL	615000			
(107)	Ebert, Harold	Field Tech II	FL	615000			
(108)	Ebert, Shawn M.	Field Tech II	FL	615000			
(109)	Eubanks, Brian J.	Water-Wastewater Operator II	FL	615000			
(110)	Figueroa, Pedro L.	Lead Water-Wastewater Operator	FL	615000			
(111)	Finch, Allan	Water-Wastewater Operator II	FL	615000			
(112)	Finehirsh, Jeffrey S.	Water-Wastewater Operator I	FL	615000			
(113)	Finigan, Michael A	Field Tech I	FL	615000			
(114)	Gentilucci, Domenic V	Area Manager	FL	615000			
(115)	Godwin, Patrick L.	Lead Water-Wastewater Operator	FL	615000			
(116)	Gongre, Bryan K	Regional Manager	FL	615000			
(117)	Gongre, Jeremy R.	Field Tech I	FL	615000			
(118)	Gosnell, Scotty G.	Lead Water-Wastewater Operator	FL	615000			
(119)	Grainger Jr, Leroy	Field Tech I	FL	615000			
(120)	Hamilton, Don L.	Water-Wastewater Operator II	FL	615000			
(121)	Hasty, Donald L.	Water-Wastewater Operator II	FL	615000			
(122)	Hermano, Rodol R	Field Tech I	FL	615000			
(123)	Hogue, Raymond H.	Water-Wastewater Operator II	FL	615000			
(124)	Hollister, Jimmie H.	Field Tech II	FL	615000			
(125)	Inclima, Luke John	Water-Wastewater Operator II	FL	615000			
(126)	Keys, Thomas E.	Water-Wastewater Operator II	FL	615000			

**2011 RATE CASES SALARY ADJUSTMENT  
DETAILED SALARY BY EMPLOYEE**

(127)	Lorenzo, Alexander	Water-Wastewater Operator II	FL	615000
(128)	Marinelli, John A.	Area Manager	FL	615000
(129)	McPhee, Allison S.	Lead Water-Wastewater Operator	FL	615000
(130)	Morrell, Matthew J.	Field Tech II	FL	615000
(131)	Murphy, Eric	Operator II	FL	615000
(132)	Neal, William L.	Area Manager	FL	615000
(133)	Overton, Michael A.	Cross Connection Tech	FL	615000
(134)	Owens, Brian S.	Field Tech I	FL	615000
(135)	Parrish, Raymond A.	Water-Wastewater Operator II	FL	615000
(136)	Peaden II, Mark A.	Field Tech I	FL	615000
(137)	Pfouts, Steve L.	Lead Water-Wastewater Operator	FL	615000
(138)	Phillips, Christopher	Field Tech I	FL	615000
(139)	Powell, Trevor B.	Water-Wastewater Operator II	FL	615000
(140)	Radcliff, Max Lee	Lead Water-Wastewater Operator	FL	615000
(141)	Raines, Craig A.	Water-Wastewater Operator II	FL	615000
(142)	Remigio, Roberto V.	Field Tech I	FL	615000
(143)	Richardson, James P.	Field Tech I	FL	615000
(144)	Schneider, Keith C.	Water-Wastewater Operator II	FL	615000
(145)	Schwades, Charles G.	Area Manager	FL	615000
(146)	Shoffstall, David E.	Lead Water-Wastewater Operator	FL	615000
(147)	Shue, Mickey A.	Field Tech II	FL	615000
(148)	Sillitoe, Kathy A.	Water Conservation Coordinator	FL	615000
(149)	Sillitoe, Terry W.	Water-Wastewater Operator II	FL	615000
(150)	Smith, Donald D.	Field Tech II	FL	615000
(151)	Straight, James L.	Water-Wastewater Operator I	FL	615000
(152)	Sudol, Corey	Water-Wastewater Operator II	FL	615000
(153)	Swegheimer, James A.	Lead Water-Wastewater Operator	FL	615000
(154)	Szczepkowski, Stephen A.	Lead Water-Wastewater Operator	FL	615000
(155)	Van Meter, Nathan Z.	Lead Water-Wastewater Operator	FL	615000
(156)	Watkins, Cedric	Field Tech II	FL	615000
(157)	White, Ronald D.	Field Tech II	FL	615000
(158)	Wilson, Michael A.	Regional Manager	FL	615000
(159)	Worrell, David R.	Water-Wastewater Operator II	FL	615000
(160)	Wright, Thomas L.	Field Tech I	FL	615000
(161)	Vacant	Field Tech I	FL	615000
(162)	Vacant	Lead Water-Wastewater Operator	FL	615000
(163)	Vacant	Water-Wastewater Operator I	FL	615000
(164)	Dipasquale, Susan M.	Administrative Assistant	FL	615500
(165)	Hanks, Peggy J.	Administrative Assistant	FL	615500
(166)				

(f)	(g)	(h)	(i)	(j)
\$649,790	\$9,240	\$78,118	\$494,474	\$1,374,970

**Utilities, Inc. of Eagle Ridge**


Name	Position	State	
(167)	Andrejko, James	Controller	IL 611000
(168)	Arnoux, Diane L.	HR/Payroll Administrator	IL 611000
(169)	Chang, Tae	AP Clerk	IL 611000
(170)	Vacant	Fixed Asset Accounting Manager	IL 611000
(171)	Coughlin, Erin R.	Capital Projects Manager	IL 611000
(172)	Vacant	Capital Projects Assistant	IL 611000
(173)	Federico, Antoinette	AP Supervisor	IL 611000
(174)	Friedman, Avellina	Tax Specialist	IL 611000
(175)	Haynes Jr, John S.	Dir, Tax & Accounting Ops	IL 611000
(176)	Kersey, Justin P.	Corporate Staff Accountant I	IL 611000
(177)	Kim, Christine	Corporate Accounting Manager	IL 611000
(178)	Lingeman, Samuel W.	Senior Financial Analyst	IL 611000
(179)	Luppino, Nancy L.	AP Clerk	IL 611000
(180)	Luppino, Phyllis A.	AP Clerk	IL 611000
(181)	McLean, Pamela J.	Payroll Supervisor	IL 611000
(182)	Metcalfe, Janice L.	AP Clerk	IL 611000
(183)	Miranda, Margarita	AP Clerk	IL 611000
(184)	Pietras, Victoria M.	Senior Corporate Accountant	IL 611000

(f)	(g)	(h)	(i)	(j)
Pro Forma FICA	Pro Forma FUTA	Pro Forma SUTA	Pro Forma 401K	Pro Forma Health Insurance and Benefits

2011 RATE CASES SALARY ADJUSTMENT  
DETAILED SALARY BY EMPLOYEE

(185)	Shimkus, Matthew D	Financial Plan & Analysis Mgr	IL	611000
(186)	Zavilla, Annette	AP Clerk	IL	611000
(187)	Stone, Leslie A.	Executive Assistant	IL	611500
(188)	Hoy, John F.	Chief Operating Officer	IL	612000
(189)	Japczyk, James F.	Chief Financial Officer	IL	612000
(190)	Sparrow, Lisa A	President & CEO	IL	612000
(191)	Stover, John R.	VP, General Counsel	IL	612000
(192)	Sudduth, Donald E.	VP, Corporate Development	FL	612000
(193)	Blomquist, Laura Louise	HR Generalist	IL	612500
(194)	Devine, James P.	HR Manager	IL	612500
(195)	McLoughlin, Kristi M	Benefits Administrator	IL	612500
(196)	Dave, Hardik	Desktop Support Analyst II	IL	613000
(197)	Ostler, Tom G.	IT Manager	IL	613000
(198)	Pannos, Nicholas James	Desktop Support Analyst II	IL	613000
(199)	Smutny, Thomas A.	Network Administrator	IL	613000
(200)	Bonagura, John F.	Regional Finance Manager	FL	613500
(201)	Durham, Rick J.	RVP	FL	613500
(202)	Flynn, Patrick C.	Regional Director	FL	613500
(203)	Haws, Scotty L.	Rgnl Compliance & Safety Advsr	FL	613500
(204)	Paule, Nancy P.	Receptionist	IL	613500
(205)	Rose, Kendra E.	Compliance & Safety Coord	IL	613500
(206)	Vacant	Operations Administration Mgr	IL	613500
(207)	Vacant	Operations Administrator	IL	613500
(208)	Barrett, Jason G.	Regulatory Staff Accountant II	IL	614000
(209)	Ciecierski, Daniel	Regulatory Staff Accountant I	IL	614000
(210)	Georgiev, Lena	Regulatory Accounting Manager	IL	614000
(211)	Lubertozi, Steven M.	Exec Dir, Regulatory Account	IL	614000
(212)	Mehta, Dhvani S.	Regulatory Staff Accountant I	IL	614000
(213)	Nedved, Spencer L.	Regulatory Staff Accountant I	IL	614000
(214)	Neyzelman, Dimitry	Senior Regulatory Accountant	IL	614000
(215)	Povich, Erin P.	Senior Regulatory Accountant	IL	614000
(216)	Shrake, Brian W.	Senior Regulatory Accountant	IL	614000
(217)	Valrie, Lawanda N.	Regulatory Assistant	IL	614000
(218)	Weeks, Kirsten E.	Regulatory Accounting Manager	IL	614000
(219)	Williams III, John D.	Dir, Governmental Affairs	FL	614000
(220)	Winans, Nicole D.	Regulatory Staff Accountant II	NV	614000
(221)	Yap Jr., Lowell M.	Regulatory Staff Accountant I	IL	614000
(222)	Abbott, Loretta E.	CSR II	FL	614500
(223)	Anderson, Tricia D.	CSR I	NC	614500
(224)	Bachmann, Lisa A	CSR I	FL	614500
(225)	Bennett, Kimberly J.	Customer Account Specialist	FL	614500
(226)	Calbreath, Stephanie R.	CSR II	NC	614500
(227)	Campbell, Pamela J.	CSR II	NV	614500
(228)	Chandler, Matthew R.	CSR II	FL	614500
(229)	Christian, Elise S.	Customer Relations Specialist	FL	614500
(230)	Collado, Madelin	CSR I	NC	614500
(231)	Deere, Brandi N	CSR I	FL	614500
(232)	Demonbreun, Sheri D.	CSR I	FL	614500
(233)	Dugan, Grace A.	Customer Care Manager	NV	614500
(234)	Harden, Cristina	CSR I	FL	614500
(235)	Iwinski, Cammy Andrea	CSR I	NV	614500
(236)	Jenkins, Ingrid E.	CSR II	NC	614500
(237)	Jones, Linda S.	CSR I	FL	614500
(238)	Jones, Lori Lynn	CSR I	FL	614500
(239)	Mayeski, Lorie L.	CSR II	FL	614500
(240)	Norris, Maxine N	CSR I	NC	614500
(241)	Orengo, Linette C	CSR I	FL	614500
(242)	Raponi, Ann M.	Customer Care Manager	FL	614500
(243)	Roberts, Miranda Ann	CSR I	NV	614500
(244)	Robinson, Shona N.	CSR II	NC	614500
(245)	Robinson, Vanessa F.	CSR II	NC	614500
(246)	Sasic, Karen L.	Director, Customer Care	FL	614500
(247)	Self, Rose D.	Customer Care Manager	NC	614500
(248)	Sillitoe, Jacqueline M.	Customer Care Specialist	FL	614500
(249)	Silva, Lisa M.	CSR II	NC	614500


(f) (g) (h) (i) (j)



**2011 RATE CASES SALARY ADJUSTMENT  
DETAILED SALARY BY EMPLOYEE**

(250)	Tackett, Samantha R.	CSR I	NV	614500
(251)	Thimmes, Karen L.	CSR I	FL	614500
(252)	Trovinger, Ferrellyn L.	Lead CSR	FL	614500
(253)	Volz, Deborah E.	CSR I	FL	614500
(254)	Wilson, Vicki L.	CSR I	FL	614500
(255)	Krugler, Adrienne R.	Billing Manager	IL	614600
(256)	Sverida, Agnes	Asst Mgr of Billing	IL	614600
(257)	Ceballos, Isabel	Collections Specialist	FL	614700
(258)	Lybarger, Andrea	Collections Specialist	FL	614700
(259)	Sowell, George William	Corporate Services Manager	SC	614700
(260)	Alberigi, David J.	Field Tech I	FL	615000
(261)	Anderson, Daniel S.	Lead Water-Wastewater Operator	FL	615000
(262)	Austin, Arthur C.	Field Tech II	FL	615000
(263)	Bailey, Alan R.	Water-Wastewater Operator II	FL	615000
(264)	Boersma, David A.	Lead Water-Wastewater Operator	FL	615000
(265)	Brown, Donna R.	Field Tech I	FL	615000
(266)	Buono, Robert A.	Lead Water-Wastewater Operator	FL	615000
(267)	Callahan, Robert L.	Field Tech II	FL	615000
(268)	Cardinal, Anthony A.	Water-Wastewater Operator I	FL	615000
(269)	Carver, Nathaniel Q.	Area Manager	FL	615000
(270)	Chard, Ronald	Cross Connection Tech	FL	615000
(271)	Cook, James H.	Lead Water-Wastewater Operator	FL	615000
(272)	Cooper, Robert K.	Field Tech III	FL	615000
(273)	Ebert, Harold	Field Tech II	FL	615000
(274)	Ebert, Shawn M.	Field Tech II	FL	615000
(275)	Eubanks, Brian J.	Water-Wastewater Operator II	FL	615000
(276)	Figuroa, Pedro L.	Lead Water-Wastewater Operator	FL	615000
(277)	Finch, Allan	Water-Wastewater Operator II	FL	615000
(278)	Finehirsh, Jeffrey S.	Water-Wastewater Operator I	FL	615000
(279)	Finigan, Michael A.	Field Tech I	FL	615000
(280)	Gentilucci, Domenic V	Area Manager	FL	615000
(281)	Godwin, Patrick L.	Lead Water-Wastewater Operator	FL	615000
(282)	Gongre, Bryan K	Regional Manager	FL	615000
(283)	Gongre, Jeremy R.	Field Tech I	FL	615000
(284)	Gosnell, Scotty G.	Lead Water-Wastewater Operator	FL	615000
(285)	Grainger Jr, Leroy	Field Tech I	FL	615000
(286)	Hamilton, Don L.	Water-Wastewater Operator II	FL	615000
(287)	Hasty, Donald L.	Water-Wastewater Operator II	FL	615000
(288)	Hermano, Rodel R.	Field Tech I	FL	615000
(289)	Hogue, Raymond H.	Water-Wastewater Operator II	FL	615000
(290)	Hollister, Jimmie H.	Field Tech II	FL	615000
(291)	Inclima, Luke John	Water-Wastewater Operator II	FL	615000
(292)	Keys, Thomas E.	Water-Wastewater Operator II	FL	615000
(293)	Lorenzo, Alexander	Water-Wastewater Operator II	FL	615000
(294)	Marinelli, John A.	Area Manager	FL	615000
(295)	McPhee, Allison S.	Lead Water-Wastewater Operator	FL	615000
(296)	Morrell, Matthew J.	Field Tech II	FL	615000
(297)	Murphy, Eric	Operator II	FL	615000
(298)	Neal, William L.	Area Manager	FL	615000
(299)	Overton, Michael A.	Cross Connection Tech	FL	615000
(300)	Owens, Brian S.	Field Tech I	FL	615000
(301)	Parrish, Raymond A.	Water-Wastewater Operator II	FL	615000
(302)	Peaden II, Mark A.	Field Tech I	FL	615000
(303)	Pfouts, Steve L.	Lead Water-Wastewater Operator	FL	615000
(304)	Phillips, Christopher	Field Tech I	FL	615000
(305)	Powell, Trevor B.	Water-Wastewater Operator II	FL	615000
(306)	Radcliff, Max Lee	Lead Water-Wastewater Operator	FL	615000
(307)	Raines, Craig A.	Water-Wastewater Operator II	FL	615000
(308)	Remigio, Roberto V.	Field Tech I	FL	615000
(309)	Richardson, James P.	Field Tech I	FL	615000
(310)	Schneider, Keith C.	Water-Wastewater Operator II	FL	615000
(311)	Schwades, Charles G.	Area Manager	FL	615000
(312)	Shoffstall, David E.	Lead Water-Wastewater Operator	FL	615000
(313)	Shue, Mickey A.	Field Tech II	FL	615000
(314)	Sillitoe, Kathy A.	Water Conservation Coordinator	FL	615000

(f) (g) (h) (i) (j)







**2011 RATE CASES SALARY ADJUSTMENT  
DETAILED SALARY BY EMPLOYEE**

			(f)	(g)	(h)	(i)	(j)
(374)	Barrett, Jason O.	Regulatory Staff Accountant II	IL	614000			
(375)	Ciecierski, Daniel	Regulatory Staff Accountant I	IL	614000			
(376)	Georgiev, Lena	Regulatory Accounting Manager	IL	614000			
(377)	Lubertozzi, Steven M.	Exec Dir, Regulatory Account	IL	614000			
(378)	Mehta, Dhvani S.	Regulatory Staff Accountant I	IL	614000			
(379)	Nedved, Spencer L.	Regulatory Staff Accountant I	IL	614000			
(380)	Neyzelman, Dimitry	Senior Regulatory Accountant	IL	614 00			
(381)	Povich, Erin P.	Senior Regulatory Accountant	IL	614000			
(382)	Shrake, Brian W.	Senior Regulatory Accountant	IL	614000			
(383)	Valrie, Lawanda N.	Regulatory Assistant	IL	614000			
(384)	Weeks, Kirsten E.	Regulatory Accounting Manager	IL	614000			
(385)	Williams III, John D.	Dir, Governmental Affairs	FL	614000			
(386)	Winans, Nicole D.	Regulatory Staff Accountant II	NV	614000			
(387)	Yap Jr., Lowell M.	Regulatory Staff Accountant I	IL	614000			
(388)	Abbot, Loretta E.	CSR II	FL	614500			
(389)	Anderson, Tricia D.	CSR I	NC	614500			
(390)	Bachmann, Lisa A.	CSR I	FL	614500			
(391)	Bennett, Kimberly J.	Customer Account Specialist	FL	614500			
(392)	Calbreath, Stephanie R.	CSR II	NC	614500			
(393)	Campbell, Pamela J.	CSR II	NV	614500			
(394)	Chandler, Matthew R.	CSR II	FL	614500			
(395)	Christian, Elise S.	Customer Relations Specialist	FL	614500			
(396)	Collado, Madelin	CSR I	NC	614500			
(397)	Deere, Brandi N	CSR I	FL	614500			
(398)	Demonbreun, Sheri D.	CSR I	FL	614500			
(399)	Dugan, Grace A.	Customer Care Manager	NV	614500			
(400)	Harden, Cristina	CSR I	FL	614500			
(401)	Iwinski, Cammy Andrea	CSR I	NV	614500			
(402)	Jenkins, Ingrid E.	CSR II	NC	614500			
(403)	Jones, Linda S.	CSR I	FL	614500			
(404)	Jones, Lori Lynn	CSR I	FL	614500			
(405)	Mayeski, Lorie L.	CSR II	FL	614500			
(406)	Norris, Maxine N	CSR I	NC	614500			
(407)	Orengo, Linette C	CSR I	FL	614500			
(408)	Raponi, Ann M.	Customer Care Manager	FL	614500			
(409)	Roberts, Miranda Ann	CSR I	NV	614500			
(410)	Robinson, Shona N.	CSR II	NC	614500			
(411)	Robinson, Vanessa F.	CSR II	NC	614500			
(412)	Sasic, Karen L.	Director, Customer Care	FL	614500			
(413)	Self, Rose D.	Customer Care Manager	NC	614500			
(414)	Sillitoe, Jacqueline M.	Customer Care Specialist	FL	614500			
(415)	Silva, Lisa M.	CSR II	NC	614500			
(416)	Tackett, Samantha R.	CSR I	NV	614500			
(417)	Thimmes, Karen L	CSR I	FL	614500			
(418)	Trovinger, Ferrellyn L.	Lead CSR	FL	614500			
(419)	Volz, Deborah E.	CSR I	FL	614500			
(420)	Wilson, Vicki L	CSR I	FL	614500			
(421)	Krugler, Adrienne R.	Billing Manager	IL	614600			
(422)	Sverida, Agnes	Asst Mgr of Billing	IL	614600			
(423)	Ceballos, Isabel	Collections Specialist	FL	614700			
(424)	Lybarger, Andrea	Collections Specialist	FL	614700			
(425)	Sowell, George William	Corporate Services Manager	SC	614700			
(426)	Alberigi, David J.	Field Tech I	FL	615000			
(427)	Anderson, Daniel S.	Lead Water-Wastewater Operator	FL	615000			
(428)	Austin, Arthur C.	Field Tech II	FL	615000			
(429)	Bailey, Alan R.	Water-Wastewater Operator II	FL	615000			
(430)	Boersma, David A.	Lead Water-Wastewater Operator	FL	615000			
(431)	Brown, Donna R.	Field Tech I	FL	615000			
(432)	Buono, Robert A.	Lead Water-Wastewater Operator	FL	615000			
(433)	Callahan, Robert L.	Field Tech II	FL	615000			
(434)	Cardinal, Anthony A.	Water-Wastewater Operator I	FL	615000			
(435)	Carver, Nathaniel Q.	Area Manager	FL	615000			
(436)	Chard, Ronald	Cross Connection Tech	FL	615000			
(437)	Cook, James H.	Lead Water-Wastewater Operator	FL	615000			
(438)	Cooper, Robert K.	Field Tech III	FL	615000			




2011 RATE CASES SALARY ADJUSTMENT  
 DETAILED SALARY BY EMPLOYEE

		(f)	(g)	(h)	(i)	(j)
(499) Andrejko, James	Controller	IL	611000			
(500) Arnoux, Diane L.	HR/Payroll Administrator	IL	611000			
(501) Chang, Tae	AP Clerk	IL	611000			
(502) Vacant	Fixed Asset Accounting Manager	IL	611000			
(503) Coughlin, Erin R.	Capital Projects Manager	IL	611000			
(504) Vacant	Capital Projects Assistant	IL	611000			
(505) Federico, Antoinette	AP Supervisor	IL	611000			
(506) Friedman, Avelina	Tax Specialist	IL	611000			
(507) Haynes Jr, John S.	Dir, Tax & Accounting Ops	IL	611000			
(508) Kersey, Justin P.	Corporate Staff Accountant I	IL	611000			
(509) Kim, Christine	Corporate Accounting Manager	IL	611000			
(510) Lingeman, Samuel W.	Senior Financial Analyst	IL	611000			
(511) Luppino, Nancy L.	AP Clerk	IL	611000			
(512) Luppino, Phyllis A.	AP Clerk	IL	611000			
(513) McLean, Pamela J.	Payroll Supervisor	IL	611000			
(514) Metcalf, Janice L.	AP Clerk	IL	611000			
(515) Miranda, Margarita	AP Clerk	IL	611000			
(516) Pietras, Victoria M.	Senior Corporate Accountant	IL	611000			
(517) Shimkus, Matthew D	Financial Plan & Analysis Mgr	IL	611000			
(518) Zavilla, Annette	AP Clerk	IL	611000			
(519) Stone, Leslie A.	Executive Assistant	IL	611500			
(520) Hoy, John P.	Chief Operating Officer	IL	612000			
(521) Japczyk, James F.	Chief Financial Officer	IL	612000			
(522) Sparrow, Lisa A	President & CEO	IL	612000			
(523) Stover, John R.	VP, General Counsel	IL	612000			
(524) Sudduth, Donald E.	VP, Corporate Development	FL	612000			
(525) Blomquist, Laura Louise	HR Generalist	IL	612500			
(526) Devine, James P.	HR Manager	IL	612500			
(527) McLoughlin, Kristi M	Benefits Administrator	IL	612500			
(528) Dave, Hardik	Desktop Support Analyst II	IL	613000			
(529) Ostler, Tom G.	IT Manager	IL	613000			
(530) Pannos, Nicholas James	Desktop Support Analyst II	IL	613000			
(531) Smutny, Thomas A.	Network Administrator	IL	613000			
(532) Bonagura, John F.	Regional Finance Manager	FL	613500			
(533) Durham, Rick J.	RVP	FL	613500			
(534) Flynn, Patrick C.	Regional Director	FL	613500			
(535) Haws, Scotty L.	Rgnl Compliance & Safety Advsr	FL	613500			
(536) Paule, Nancy P.	Receptionist	IL	613500			
(537) Rose, Kendra E.	Compliance & Safety Coord	IL	613500			
(538) Vacant	Operations Administration Mgr	IL	613500			
(539) Vacant	Operations Administrator	IL	613500			
(540) Barrett, Jason O.	Regulatory Staff Accountant II	IL	614000			
(541) Ciecierski, Daniel	Regulatory Staff Accountant I	IL	614000			
(542) Georgiev, Lena	Regulatory Accounting Manager	IL	614000			
(543) Lubertozzi, Steven M.	Exec Dir, Regulatory Account	IL	614000			
(544) Mehta, Dhvani S.	Regulatory Staff Accountant I	IL	614000			
(545) Nedved, Spencer L	Regulatory Staff Accountant I	IL	614000			
(546) Neyzelman, Dimitry	Senior Regulatory Accountant	IL	614000			
(547) Povich, Erin P.	Senior Regulatory Accountant	IL	614000			
(548) Shrake, Brian W.	Senior Regulatory Accountant	IL	614000			
(549) Valrie, Lawanda N.	Regulatory Assistant	IL	614000			
(550) Weeks, Kirsten E.	Regulatory Accounting Manager	IL	614000			
(551) Williams III, John D.	Dir, Governmental Affairs	FL	614000			
(552) Winans, Nicole D.	Regulatory Staff Accountant II	NV	614000			
(553) Yap Jr., Lowell M.	Regulatory Staff Accountant I	IL	614000			
(554) Abbott, Loretta E.	CSR II	FL	614500			
(555) Anderson, Tricia D.	CSR I	NC	614500			
(556) Bachmann, Lisa A	CSR I	FL	614500			
(557) Bennett, Kimberly J.	Customer Account Specialist	FL	614500			
(558) Calbreath, Stephanie R.	CSR II	NC	614500			
(559) Campbell, Pamela J.	CSR II	NV	614500			
(560) Chandler, Matthew R.	CSR II	FL	614500			
(561) Christian, Elise S.	Customer Relations Specialist	FL	614500			
(562) Collado, Madelin	CSR I	NC	614500			

2011 RATE CASES SALARY ADJUSTMENT  
 DETAILED SALARY BY EMPLOYEE

			(f)	(g)	(h)	(i)	(j)
(563)	Deere, Brandi N	CSR I	FL	614500			
(564)	Demonbreun, Sheri D.	CSR I	FL	614500			
(565)	Dugan, Grace A.	Customer Care Manager	NV	614500			
(566)	Harden, Cristina	CSR I	FL	614500			
(567)	Iwinski, Cammy Andrea	CSR I	NV	614500			
(568)	Jenkins, Ingrid E.	CSR II	NC	614500			
(569)	Jones, Linda S.	CSR I	FL	614500			
(570)	Jones, Lori Lynn	CSR I	FL	614500			
(571)	Mayeski, Lorie L.	CSR II	FL	614500			
(572)	Norris, Maxine N	CSR I	NC	614500			
(573)	Orengo, Linette C	CSR I	FL	614500			
(574)	Raponi, Ann M.	Customer Care Manager	FL	614500			
(575)	Roberts, Miranda Ann	CSR I	NV	614500			
(576)	Robinson, Shona N.	CSR II	NC	614500			
(577)	Robinson, Vanessa F.	CSR II	NC	614500			
(578)	Sasic, Karen L.	Director, Customer Care	FL	614500			
(579)	Self, Rose D.	Customer Care Manager	NC	614500			
(580)	Sillitoe, Jacqueline. M.	Customer Care Specialist	FL	614500			
(581)	Silva, Lisa M.	CSR II	NC	614500			
(582)	Tackett, Samantha R.	CSR I	NV	614500			
(583)	Thimmes, Karen L.	CSR I	FL	614500			
(584)	Trovinger, Ferrellyn L.	Lead CSR	FL	614500			
(585)	Volz, Deborah E.	CSR I	FL	614500			
(586)	Wilson, Vicki L.	CSR I	FL	614500			
(587)	Krugler, Adrienne R.	Billing Manager	IL	614600			
(588)	Sverida, Agnes	Asst Mgr of Billing	IL	614600			
(589)	Ceballos, Isabel	Collections Specialist	FL	614700			
(590)	Lybarger, Andrea	Collections Specialist	FL	614700			
(591)	Sowell, George William	Corporate Services Manager	SC	614700			
(592)	Alberigi, David J.	Field Tech I	FL	615000			
(593)	Anderson, Daniel S.	Lead Water-Wastewater Operator	FL	615000			
(594)	Austin, Arthur C.	Field Tech II	FL	615000			
(595)	Bailey, Alan R.	Water-Wastewater Operator II	FL	615000			
(596)	Boersma, David A.	Lead Water-Wastewater Operator	FL	615000			
(597)	Brown, Donna R.	Field Tech I	FL	615000			
(598)	Buono, Robert A.	Lead Water-Wastewater Operator	FL	615000			
(599)	Callahan, Robert L.	Field Tech II	FL	615000			
(600)	Cardinal, Anthony A.	Water-Wastewater Operator I	FL	615000			
(601)	Carver, Nathaniel Q.	Area Manager	FL	615000			
(602)	Chard, Ronald	Cross Connection Tech	FL	615000			
(603)	Cook, James H.	Lead Water-Wastewater Operator	FL	615000			
(604)	Cooper, Robert K.	Field Tech III	FL	615000			
(605)	Ebert, Harold	Field Tech II	FL	615000			
(606)	Ebert, Shawn M.	Field Tech II	FL	615000			
(607)	Eubanks, Brian J.	Water-Wastewater Operator II	FL	615000			
(608)	Figueroa, Pedro L.	Lead Water-Wastewater Operator	FL	615000			
(609)	Finch, Allan	Water-Wastewater Operator II	FL	615000			
(610)	Finchirsh, Jeffrey S.	Water-Wastewater Operator I	FL	615000			
(611)	Finigan, Michael A	Field Tech I	FL	615000			
(612)	Gentilucci, Domenic V	Area Manager	FL	615000			
(613)	Godwin, Patrick L.	Lead Water-Wastewater Operator	FL	615000			
(614)	Gongre, Bryan K	Regional Manager	FL	615000			
(615)	Gongre, Jeremy R.	Field Tech I	FL	615000			
(616)	Gosnell, Scotty G.	Lead Water-Wastewater Operator	FL	615000			
(617)	Grainger Jr, Leroy	Field Tech I	FL	615000			
(618)	Hamilton, Don L.	Water-Wastewater Operator II	FL	615000			
(619)	Hasty, Donald L.	Water-Wastewater Operator II	FL	615000			
(620)	Hermano, Rodel R	Field Tech I	FL	615000			
(621)	Hogue, Raymond H.	Water-Wastewater Operator II	FL	615000			
(622)	Hollister, Jimmie H.	Field Tech II	FL	615000			
(623)	Inclima, Luke John	Water-Wastewater Operator II	FL	615000			
(624)	Keys, Thomas E.	Water-Wastewater Operator II	FL	615000			
(625)	Lorenzo, Alexander	Water-Wastewater Operator II	FL	615000			
(626)	Marinelli, John A.	Area Manager	FL	615000			
(627)	McPhee, Allison S.	Lead Water-Wastewater Operator	FL	615000			



**2011 RATE CASES SALARY ADJUSTMENT  
DETAILED SALARY BY EMPLOYEE**

			(f)	(g)	(h)	(i)	(j)	
(628)	Morrell, Matthew J.	Field Tech II	FL	615000				
(629)	Murphy, Eric	Operator II	FL	615000				
(630)	Neal, William L.	Area Manager	FL	615000				
(631)	Overton, Michael A.	Cross Connection Tech	FL	615000				
(632)	Owens, Brian S.	Field Tech I	FL	615000				
(633)	Parrish, Raymond A.	Water-Wastewater Operator II	FL	615000				
(634)	Peaden II, Mark A.	Field Tech I	FL	615000				
(635)	Pfouts, Steve L.	Lead Water-Wastewater Operator	FL	615000				
(636)	Phillips, Christopher	Field Tech I	FL	615000				
(637)	Powell, Trevor B.	Water-Wastewater Operator II	FL	615000				
(638)	Raddliff, Max Lee	Lead Water-Wastewater Operator	FL	615000				
(639)	Raines, Craig A.	Water-Wastewater Operator II	FL	615000				
(640)	Remigio, Roberto V.	Field Tech I	FL	615000				
(641)	Richardson, James P.	Field Tech I	FL	615000				
(642)	Schneider, Keith C.	Water-Wastewater Operator II	FL	615000				
(643)	Schwades, Charles G.	Area Manager	FL	615000				
(644)	Shoffatall, David E.	Lead Water-Wastewater Operator	FL	615000				
(645)	Shue, Mickey A.	Field Tech II	FL	615000				
(646)	Sillitoe, Kathy A.	Water Conservation Coordinator	FL	615000				
(647)	Sillitoe, Terry W.	Water-Wastewater Operator II	FL	615000				
(648)	Smith, Donald D.	Field Tech II	FL	615000				
(649)	Straight, James L.	Water-Wastewater Operator I	FL	615000				
(650)	Suddol, Corey	Water-Wastewater Operator II	FL	615000				
(651)	Swegheimer, James A.	Lead Water-Wastewater Operator	FL	615000				
(652)	Szczepkowski, Stephen A.	Lead Water-Wastewater Operator	FL	615000				
(653)	Van Meter, Nathan Z.	Lead Water-Wastewater Operator	FL	615000				
(654)	Watkins, Cedric	Field Tech II	FL	615000				
(655)	White, Ronald D.	Field Tech II	FL	615000				
(656)	Wilson, Michael A.	Regional Manager	FL	615000				
(657)	Worrell, David R.	Water-Wastewater Operator II	FL	615000				
(658)	Wright, Thomas L.	Field Tech I	FL	615000				
(659)	Vacant	Field Tech I	FL	615000				
(660)	Vacant	Lead Water-Wastewater Operator	FL	615000				
(661)	Vacant	Water-Wastewater Operator I	FL	615000				
(662)	Dipasquale, Susan M.	Administrative Assistant	FL	615500				
(663)	Hanks, Peggy J.	Administrative Assistant	FL	615500				
(664)								
				\$8,604	\$117	\$855	\$5,144	\$15,400

**2011 RATE CASES SALARY ADJUSTMENT  
DETAILED SALARY BY EMPLOYEE**

**2011 RATE CASES SALARY ADJUSTMENT  
DETAILED SALARY BY EMPLOYEE**

- (a) Salaries are most current data as of 04/27/10
- (b) Overtime is most current data, annualized for a full year as of 04/28/2010.
- (c) Sum of (a) + (b).
- (d) Increase of 3.5% on annualized salaries, scheduled for April 2011.
- (e) Sum of (c) + (d).
- (f) FICA on column (e), at current FICA rates.
- (g) FUTA on column (e), at current FUTA rates.
- (h) SUTA on column (e), at current FUTA rates.
- (i) Result of a 4% 401(k) contribution on column (e) + any employer match on column (e).
- (j) Health insurance and benefits for full-time employees, see calculation on w/p f.
- (k) Vehicle number.
- (l) Month and year vehicle was purchased.
- (m) Cost of vehicle.
- (n) Accumulated depreciation at TY end on vehicle (6 yr life).
- (o) Depreciation expense for TY on vehicle.
- (p) Transportation expense for vehicles, see calculation on w/p e.

Other Notes:



**2011 RATE CASES SALARY ADJUSTMENT  
DETAILED SALARY BY EMPLOYER**

Salaries, payroll taxes, benefits, and vehicle data are calculated by taking the total amounts per employee and multiplying those amounts by the correct ERC percentage for Bayside and Sandy Creek based on each employee's ERC allocation.

2011 RATE CASES SALARY ADJUSTMENT  
 DETAILED SALARY BY EMPLOYEE

w/p a

<u>Totals</u>			(k)	(l)	(m)	(n)	(o)	(p)	
<u>Name</u>	<u>Position</u>	<u>State</u>	<u>Department</u>	<u>Vehicle Number</u>	<u>Depreciation Start</u>	<u>Vehicle Price</u>	<u>Vehicle Accumulated Depreciation Y/E Balance</u>	<u>Vehicle Depreciation Expense</u>	<u>Transportation Expense</u>
(1) Andrejko, James	Controller	IL	611000						
(2) Arnoux, Diane L.	HR/Payroll Administrator	IL	611000						
(3) Chang, Tae	AP Clerk	IL	611000						
(4) Vacant	Fixed Asset Accounting Manager	IL	611000						
(5) Coughlin, Erin R.	Capital Projects Manager	IL	611000						
(6) Vacant	Capital Projects Assistant	IL	611000						
(7) Federico, Antoinette	AP Supervisor	IL	611000						
(8) Friedman, Avelina	Tax Specialist	IL	611000						
(9) Haynes Jr, John S.	Dir, Tax & Accounting Ops	IL	611000						
(10) Kersey, Justin P.	Corporate Staff Accountant I	IL	611000						
(11) Kim, Christine	Corporate Accounting Manager	IL	611000						
(12) Lingeman, Samuel W.	Senior Financial Analyst	IL	611000						
(13) Luppino, Nancy L.	AP Clerk	IL	611000						
(14) Luppino, Phyllis A.	AP Clerk	IL	611000						
(15) McLean, Pamela J.	Payroll Supervisor	IL	611000						
(16) Metcalf, Janice L.	AP Clerk	IL	611000						
(17) Miranda, Margarita	AP Clerk	IL	611000						
(18) Pietras, Victoria M.	Senior Corporate Accountant	IL	611000						
(19) Shimkus, Matthew D.	Financial Plan & Analysis Mgr	IL	611000						
(20) Zavilla, Annette	AP Clerk	IL	611000						
(21) Stone, Leslie A.	Executive Assistant	IL	611500						
(22) Hoy, John P.	Chief Operating Officer	IL	612000						
(23) Japczyk, James F.	Chief Financial Officer	IL	612000						
(24) Sparrow, Lisa A	President & CEO	IL	612000						
(25) Stover, John R.	VP, General Counsel	IL	612000						
(26) Sudduth, Donald E.	VP, Corporate Development	FL	612000	0649	Jan-06	29,749	(24,791)	4,958	6,081
(27) Blomquist, Laura Louise	HR Generalist	IL	612500						
(28) Devine, James F.	HR Manager	IL	612500						
(29) McLoughlin, Kristi M	Benefits Administrator	IL	612500						
(30) Dave, Hardik	Desktop Support Analyst II	IL	613000						
(31) Ostler, Tom G.	IT Manager	IL	613000						
(32) Pannos, Nicholas James	Desktop Support Analyst II	IL	613000						
(33) Smutny, Thomas A.	Network Administrator	IL	613000						
(34) Bonagura, John F.	Regional Finance Manager	FL	613500						
(35) Durham, Rick J.	RVP	FL	613500	0853	Nov-07	45,625	(24,080)	7,604	6,081
(36) Flynn, Patrick C.	Regional Director	FL	613500	0512	Feb-05	53,358	(52,617)	8,893	6,081
(37) Haws, Scotty L.	Rgnl Compliance & Safety Advsr	FL	613500	0729	Dec-06	29,356	(19,978)	4,893	6,081
(38) Paule, Nancy P.	Receptionist	IL	613500						
(39) Rose, Kendra E.	Compliance & Safety Coord	IL	613500						
(40) Vacant	Operations Administration Mgr	IL	613500						
(41) Vacant	Operations Administrator	IL	613500						
(42) Barrett, Jason O.	Regulatory Staff Accountant II	IL	614000						
(43) Ciecierski, Daniel	Regulatory Staff Accountant I	IL	614000						
(44) Georgiev, Lena	Regulatory Accounting Manager	IL	614000						
(45) Lubertozi, Steven M.	Exec Dir, Regulatory Account	IL	614000						
(46) Mehta, Dhvani S.	Regulatory Staff Accountant I	IL	614000						
(47) Nedved, Spencer L	Regulatory Staff Accountant I	IL	614000						
(48) Neyzelman, Dimitry	Senior Regulatory Accountant	IL	614000						
(49) Povich, Erin P.	Senior Regulatory Accountant	IL	614000						
(50) Shrake, Brian W.	Senior Regulatory Accountant	IL	614000						
(51) Valrie, Lawanda N.	Regulatory Assistant	IL	614000						
(52) Weeks, Kirsten E.	Regulatory Accounting Manager	IL	614000						
(53) Williams III, John D.	Dir, Governmental Affairs	FL	614000						
(54) Winans, Nicole D.	Regulatory Staff Accountant II	NV	614000						
(55) Yap Jr., Lowell M.	Regulatory Staff Accountant I	IL	614000						
(56) Abbott, Loretta E.	CSR II	FL	614500						
(57) Anderson, Tricia D.	CSR I	NC	614500						
(58) Bachmann, Lisa A	CSR I	FL	614500						
(59) Bennett, Kimberly J.	Customer Account Specialist	FL	614500						
(60) Calbreath, Stephanie R.	CSR II	NC	614500						
(61) Campbell, Pamela J.	CSR II	NV	614500						



**2011 RATE CASES SALARY ADJUSTMENT  
DETAILED SALARY BY EMPLOYEE**

										w/p a
(127)	Lorenzo, Alexander	Water-Wastewater Operator II	FL	615000	0014	Jan-00	15,363	(15,363)	-	6,081
(128)	Marinelli, John A.	Area Manager	FL	615000	0509	Feb-05	29,473	(29,063)	4,912	6,081
(129)	McPhee, Allison S.	Lead Water-Wastewater Operator	FL	615000	0448	Jun-04	18,713	(18,713)	1,299	6,081
(130)	Morrell, Matthew J.	Field Tech II	FL	615000	0808	Jul-07	20,347	(11,869)	3,391	6,081
(131)	Murphy, Eric	Operator II	FL	615000						
(132)	Neal, William L.	Area Manager	FL	615000	0825	Nov-07	22,388	(11,816)	3,731	6,081
(133)	Overton, Michael A.	Cross Connection Tech	FL	615000	0833	Nov-07	20,253	(10,689)	3,376	6,081
(134)	Owens, Brian S.	Field Tech I	FL	615000	0741	Feb-07	16,707	(10,906)	2,785	6,081
(135)	Farrish, Raymond A.	Water-Wastewater Operator II	FL	615000	0702	Oct-06	17,540	(12,424)	2,923	6,081
(136)	Peaden II, Mark A.	Field Tech I	FL	615000	0730	Dec-06	16,504	(11,232)	2,751	6,081
(137)	Pfouts, Steve L.	Lead Water-Wastewater Operator	FL	615000	0704	Sep-06	17,540	(12,668)	2,923	6,081
(138)	Phillips, Christopher	Field Tech I	FL	615000	0503	Dec-04	17,389	(17,389)	2,657	6,081
(139)	Powell, Trevor B.	Water-Wastewater Operator II	FL	615000	0823	Nov-07	17,577	(9,277)	2,930	6,081
(140)	Radcliff, Max Lee	Lead Water-Wastewater Operator	FL	615000	0423	Mar-04	19,058	(19,058)	529	6,081
(141)	Raines, Craig A.	Water-Wastewater Operator II	FL	615000	0751	May-07	16,222	(9,688)	2,704	6,081
(142)	Remigio, Roberto V.	Field Tech I	FL	615000	0824	Nov-07	17,577	(9,277)	2,930	6,081
(143)	Richardson, James P.	Field Tech I	FL	615000	0533	Apr-05	18,131	(17,375)	3,022	6,081
(144)	Schneider, Keith C.	Water-Wastewater Operator II	FL	615000	0671	Apr-06	13,318	(10,544)	2,220	6,081
(145)	Schwades, Charles G.	Area Manager	FL	615000	0544	May-06	23,201	(18,046)	3,867	6,081
(146)	Shoffstall, David E.	Lead Water-Wastewater Operator	FL	615000	0608	Aug-05	19,546	(17,646)	3,258	6,081
(147)	Shuc, Mickey A.	Field Tech II	FL	615000	0312	Aug-02	19,053	(19,053)	-	6,081
(148)	Sillitoe, Kathy A.	Water Conservation Coordinator	FL	615000	0428	Mar-04	27,110	(27,110)	3,012	6,081
(149)	Sillitoe, Terry W.	Water-Wastewater Operator II	FL	615000						
(150)	Smith, Donald D.	Field Tech II	FL	615000	0513	Dec-04	22,344	(22,344)	3,414	6,081
(151)	Straight, James L.	Water-Wastewater Operator I	FL	615000	0436	Mar-04	18,847	(18,847)	524	6,081
(152)	Sudol, Corey	Water-Wastewater Operator II	FL	615000	0636	Jan-06	17,700	(14,750)	2,950	6,081
(153)	Swegheimer, James A.	Lead Water-Wastewater Operator	FL	615000	0740	Mar-07	16,424	(10,493)	2,737	6,081
(154)	Szczepkowski, Stephen A.	Lead Water-Wastewater Operator	FL	615000	0705	Sep-06	18,392	(13,283)	3,065	6,081
(155)	Van Meter, Nathan Z.	Lead Water-Wastewater Operator	FL	615000	0062	Jun-00	15,358	(15,358)	-	6,081
(156)	Watkins, Cedric	Field Tech II	FL	615000	0829	Nov-07	20,820	(10,989)	3,470	6,081
(157)	White, Ronald D.	Field Tech II	FL	615000	0811	Jul-07	20,310	(11,847)	3,385	6,081
(158)	Wilson, Michael A.	Regional Manager	FL	615000	0728	Dec-06	28,711	(19,540)	4,785	6,081
(159)	Worrell, David R.	Water-Wastewater Operator II	FL	615000	0828	Nov-07	16,940	(8,941)	2,823	6,081
(160)	Wright, Thomas L.	Field Tech I	FL	615000	0731	Dec-06	18,387	(12,513)	3,064	6,081
(161)	Vacant	Field Tech I	FL	615000						
(162)	Vacant	Lead Water-Wastewater Operator	FL	615000						
(163)	Vacant	Water-Wastewater Operator I	FL	615000						
(164)	Dipasquale, Susan M.	Administrative Assistant	FL	615500						
(165)	Hanks, Peggy J.	Administrative Assistant	FL	615500						
(166)										
							<b>\$1,400,232</b>	<b>(\$1,088,359)</b>	<b>\$188,622</b>	<b>\$419,581</b>

**Utilities, Inc. of Eagle Ridge**

			(k)	(l)	(m)	(n)	(o)	(p)
Name	Position	State	Vehicle Number	Depreciation Start	Vehicle Price	Vehicle Accumulated Depreciation Y/E Balance	Vehicle Depreciation Expense	Transportation Expense
(167)	Andrejko, James	Controller	IL	611000				
(168)	Arnoux, Diane L.	HR/Payroll Administrator	IL	611000				
(169)	Chang, Tae	AP Clerk	IL	611000				
(170)	Vacant	Fixed Asset Accounting Manager	IL	611000				
(171)	Coughlin, Erin R.	Capital Projects Manager	IL	611000				
(172)	Vacant	Capital Projects Assistant	IL	611000				
(173)	Federico, Antoinette	AP Supervisor	IL	611000				
(174)	Friedman, Avelina	Tax Specialist	IL	611000				
(175)	Haynes Jr, John S.	Dir, Tax & Accounting Ops	IL	611000				
(176)	Kersey, Justin P.	Corporate Staff Accountant I	IL	611000				
(177)	Kim, Christine	Corporate Accounting Manager	IL	611000				
(178)	Lingeman, Samuel W.	Senior Financial Analyst	IL	611000				
(179)	Luppino, Nancy L.	AP Clerk	IL	611000				
(180)	Luppino, Phyllis A.	AP Clerk	IL	611000				
(181)	McLean, Pamela J.	Payroll Supervisor	IL	611000				
(182)	Metcalf, Janice L.	AP Clerk	IL	611000				
(183)	Miranda, Margarita	AP Clerk	IL	611000				
(184)	Pietras, Victoria M.	Senior Corporate Accountant	IL	611000				

2011 RATE CASES SALARY ADJUSTMENT  
 DETAILED SALARY BY EMPLOYEE

w/p a

(185)	Shinkus, Matthew D	Financial Plan & Analysis Mgr	IL	611000							
(186)	Zavilla, Annette	AP Clerk	IL	611000							
(187)	Stone, Leslie A.	Executive Assistant	IL	611500							
(188)	Hoy, John P.	Chief Operating Officer	IL	612000							
(189)	Japczyk, James F.	Chief Financial Officer	IL	612000							
(190)	Sparrow, Lisa A.	President & CEO	IL	612000							
(191)	Stover, John R.	VP, General Counsel	IL	612000							
(192)	Sudduth, Donald E.	VP, Corporate Development	FL	612000	0649	Jan-06	281	(234)	47	57	
(193)	Blomquist, Laura Louise	HR Generalist	IL	612500							
(194)	Devine, James P.	HR Manager	IL	612500							
(195)	McLoughlin, Kristi M	Benefits Administrator	IL	612500							
(196)	Dave, Hardik	Desktop Support Analyst II	IL	613000							
(197)	Ostler, Tom G.	IT Manager	IL	613000							
(198)	Pannos, Nicholas James	Desktop Support Analyst II	IL	613000							
(199)	Smutny, Thomas A.	Network Administrator	IL	613000							
(200)	Bonagura, John F.	Regional Finance Manager	FL	613500							
(201)	Durham, Rick J.	RVP	FL	613500	0853	Nov-07	723	(382)	120	96	
(202)	Flynn, Patrick C.	Regional Director	FL	613500	0512	Feb-05	1,419	(1,400)	237	162	
(203)	Haws, Scotty L.	Rgnl Compliance & Safety Advsr	FL	613500	0729	Dec-06	465	(317)	78	96	
(204)	Paule, Nancy P.	Receptionist	IL	613500							
(205)	Rose, Kendra E.	Compliance & Safety Coord	IL	613500							
(206)	Vacant	Operations Administration Mgr	IL	613500							
(207)	Vacant	Operations Administrator	IL	613500							
(208)	Barrett, Jason O.	Regulatory Staff Accountant II	IL	614000							
(209)	Ciecierski, Daniel	Regulatory Staff Accountant I	IL	614000							
(210)	Georgiev, Lena	Regulatory Accounting Manager	IL	614000							
(211)	Lubertozi, Steven M.	Exec Dir, Regulatory Account	IL	614000							
(212)	Mehta, Dhvani S.	Regulatory Staff Accountant I	IL	614000							
(213)	Nedved, Spencer L.	Regulatory Staff Accountant I	IL	614000							
(214)	Neyzelman, Dimitry	Senior Regulatory Accountant	IL	614000							
(215)	Povich, Erin P.	Senior Regulatory Accountant	IL	614000							
(216)	Shrake, Brian W.	Senior Regulatory Accountant	IL	614000							
(217)	Valrie, Lawanda N.	Regulatory Assistant	IL	614000							
(218)	Weeks, Kirsten E.	Regulatory Accounting Manager	IL	614000							
(219)	Williams III, John D.	Dir, Governmental Affairs	FL	614000							
(220)	Winans, Nicole D.	Regulatory Staff Accountant II	NV	614000							
(221)	Yap Jr., Lowell M.	Regulatory Staff Accountant I	IL	614000							
(222)	Abbott, Loretta E.	CSR II	FL	614500							
(223)	Anderson, Tricia D.	CSR I	NC	614500							
(224)	Bachmann, Lisa A.	CSR I	FL	614500							
(225)	Bennett, Kimberly J.	Customer Account Specialist	FL	614500							
(226)	Calbreath, Stephanie R.	CSR II	NC	614500							
(227)	Campbell, Pamela J.	CSR II	NV	614500							
(228)	Chandler, Matthew R.	CSR II	FL	614500							
(229)	Christian, Elise S.	Customer Relations Specialist	FL	614500							
(230)	Collado, Madelin	CSR I	NC	614500							
(231)	Deere, Brandi N.	CSR I	FL	614500							
(232)	Demonbreun, Sheri D.	CSR I	FL	614500							
(233)	Dugan, Grace A.	Customer Care Manager	NV	614500							
(234)	Harden, Cristina	CSR I	FL	614500							
(235)	Iwinski, Cammy Andrea	CSR I	NV	614500							
(236)	Jenkins, Ingrid E.	CSR II	NC	614500							
(237)	Jones, Linda S.	CSR I	FL	614500							
(238)	Jones, Lori Lynn	CSR I	FL	614500							
(239)	Mayeski, Lorie L.	CSR II	FL	614500							
(240)	Norris, Maxine N.	CSR I	NC	614500							
(241)	Orengo, Linette C.	CSR I	FL	614500							
(242)	Raponi, Ann M.	Customer Care Manager	FL	614500							
(243)	Roberts, Miranda Ann	CSR I	NV	614500							
(244)	Robinson, Shona N.	CSR II	NC	614500							
(245)	Robinson, Vanessa F.	CSR II	NC	614500							
(246)	Sasic, Karen L.	Director, Customer Care	FL	614500							
(247)	Self, Rose D.	Customer Care Manager	NC	614500							
(248)	Sillitoe, Jacqueline. M.	Customer Care Specialist	FL	614500							
(249)	Silva, Lisa M.	CSR II	NC	614500							

2011 RATE CASES SALARY ADJUSTMENT  
 DETAILED SALARY BY EMPLOYEE

w/p a

(250)	Tackett, Samantha R.	CSR I	NV	614500						
(251)	Thimmes, Karen L	CSR I	FL	614500						
(252)	Trovinger, Ferrellyn L.	Lead CSR	FL	614500						
(253)	Volz, Deborah E.	CSR I	FL	614500						
(254)	Wilson, Vicki L.	CSR I	FL	614500						
(255)	Krugler, Adrienne R.	Billing Manager	IL	614600						
(256)	Sverida, Agnes	Asst Mgr of Billing	IL	614600						
(257)	Ceballos, Isabel	Collections Specialist	FL	614700						
(258)	Lybarger, Andrea	Collections Specialist	FL	614700						
(259)	Sowell, George William	Corporate Services Manager	SC	614700						
(260)	Alberigi, David J.	Field Tech I	FL	615000						
(261)	Anderson, Daniel S.	Lead Water-Wastewater Operator	FL	615000						
(262)	Austin, Arthur C.	Field Tech II	FL	615000						
(263)	Bailey, Alan R.	Water-Wastewater Operator II	FL	615000						
(264)	Boersma, David A.	Lead Water-Wastewater Operator	FL	615000	0454	Jun-04	19,361	(19,361)	1,345	6,081
(265)	Brown, Donna R.	Field Tech I	FL	615000						
(266)	Buono, Robert A.	Lead Water-Wastewater Operator	FL	615000						
(267)	Callahan, Robert L.	Field Tech II	FL	615000						
(268)	Cardinal, Anthony A.	Water-Wastewater Operator I	FL	615000						
(269)	Carver, Nathaniel Q.	Area Manager	FL	615000						
(270)	Chard, Ronald	Cross Connection Tech	FL	615000	0803	Aug-07	2,532	(1,442)	422	857
(271)	Cook, James H.	Lead Water-Wastewater Operator	FL	615000						
(272)	Cooper, Robert K.	Field Tech III	FL	615000						
(273)	Ebert, Harold	Field Tech II	FL	615000						
(274)	Ebert, Shawn M.	Field Tech II	FL	615000						
(275)	Eubanks, Brian J.	Water-Wastewater Operator II	FL	615000						
(276)	Figueroa, Pedro L.	Lead Water-Wastewater Operator	FL	615000						
(277)	Finch, Allan	Water-Wastewater Operator II	FL	615000						
(278)	Finehirsh, Jeffrey S.	Water-Wastewater Operator I	FL	615000						
(279)	Finigan, Michael A.	Field Tech I	FL	615000						
(280)	Genilucci, Domenic V	Area Manager	FL	615000						
(281)	Godwin, Patrick L.	Lead Water-Wastewater Operator	FL	615000						
(282)	Gongre, Bryan K.	Regional Manager	FL	615000						
(283)	Gongre, Jeremy R.	Field Tech I	FL	615000						
(284)	Gosnell, Scotty G.	Lead Water-Wastewater Operator	FL	615000						
(285)	Grainger Jr, Leroy	Field Tech I	FL	615000						
(286)	Hamilton, Don L.	Water-Wastewater Operator II	FL	615000						
(287)	Hasty, Donald L.	Water-Wastewater Operator II	FL	615000						
(288)	Hermano, Rodel R.	Field Tech I	FL	615000						
(289)	Hogue, Raymond H.	Water-Wastewater Operator II	FL	615000						
(290)	Hollister, Jimmie H.	Field Tech II	FL	615000						
(291)	Inclima, Luke John	Water-Wastewater Operator II	FL	615000						
(292)	Keys, Thomas E.	Water-Wastewater Operator II	FL	615000						
(293)	Lorenzo, Alexander	Water-Wastewater Operator II	FL	615000						
(294)	Marinelli, John A.	Area Manager	FL	615000						
(295)	McPhee, Allison S.	Lead Water-Wastewater Operator	FL	615000						
(296)	Morrell, Matthew J.	Field Tech II	FL	615000						
(297)	Murphy, Eric	Operator II	FL	615000						
(298)	Neal, William L.	Area Manager	FL	615000						
(299)	Overton, Michael A.	Cross Connection Tech	FL	615000						
(300)	Owens, Brian S.	Field Tech I	FL	615000						
(301)	Parrish, Raymond A.	Water-Wastewater Operator II	FL	615000						
(302)	Peaden II, Mark A.	Field Tech I	FL	615000						
(303)	Pfouts, Steve L.	Lead Water-Wastewater Operator	FL	615000						
(304)	Phillips, Christopher	Field Tech I	FL	615000						
(305)	Powell, Trevor B.	Water-Wastewater Operator II	FL	615000						
(306)	Radcliff, Max Lee	Lead Water-Wastewater Operator	FL	615000	0423	Mar-04	19,058	(19,058)	529	6,081
(307)	Raines, Craig A.	Water-Wastewater Operator II	FL	615000						
(308)	Remigio, Roberto V.	Field Tech I	FL	615000						
(309)	Richardson, James P.	Field Tech I	FL	615000						
(310)	Schneider, Keith C.	Water-Wastewater Operator II	FL	615000						
(311)	Schwades, Charles G.	Area Manager	FL	615000						
(312)	Shoffstall, David E.	Lead Water-Wastewater Operator	FL	615000						
(313)	Shue, Mickey A.	Field Tech II	FL	615000						
(314)	Sillitoe, Kathy A.	Water Conservation Coordinator	FL	615000						

2011 RATE CASES SALARY ADJUSTMENT  
 DETAILED SALARY BY EMPLOYEE

w/p a

(315)	Sillitoe, Terry W.	Water-Wastewater Operator II	FL	615000						
(316)	Smith, Donald D.	Field Tech II	FL	615000						
(317)	Straight, James L.	Water-Wastewater Operator I	FL	615000						
(318)	Sudol, Corey	Water-Wastewater Operator II	FL	615000						
(319)	Swegheimer, James A.	Lead Water-Wastewater Operator	FL	615000						
(320)	Szczepkowski, Stephen A.	Lead Water-Wastewater Operator	FL	615000						
(321)	Van Meter, Nathan Z.	Lead Water-Wastewater Operator	FL	615000						
(322)	Watkins, Cedric	Field Tech II	FL	615000						
(323)	White, Ronald D.	Field Tech II	FL	615000						
(324)	Wilson, Michael A.	Regional Manager	FL	615000	0728	Dec-06	3,874	(2,637)	646	820
(325)	Worrell, David R.	Water-Wastewater Operator II	FL	615000						
(326)	Wright, Thomas L.	Field Tech I	FL	615000						
(327)	Vacant	Field Tech I	FL	615000						
(328)	Vacant	Lead Water-Wastewater Operator	FL	615000						
(329)	Vacant	Water-Wastewater Operator I	FL	615000						
(330)	Dipasquale, Susan M.	Administrative Assistant	FL	615500						
(331)	Hanks, Peggy J.	Administrative Assistant	FL	615500						
(332)										
							\$47,714	(\$44,830)	\$3,423	\$14,251

**Sanlando Utilities Corp**

Name	Position	State	(k) Vehicle Number	(l) Depreciation Start	(m) Vehicle Price	(n) Vehicle Accumulated Depreciation Y/E Balance	(o) Vehicle Depreciation Expense	(p) Transportation Expense		
(333)	Andrejko, James	Controller	IL	611000						
(334)	Arnoux, Diane L.	HR/Payroll Administrator	IL	611000						
(335)	Chang, Tae	AP Clerk	IL	611000						
(336)	Vacant	Fixed Asset Accounting Manager	IL	611000						
(337)	Coughlin, Erin R.	Capital Projects Manager	IL	611000						
(338)	Vacant	Capital Projects Assistant	IL	611000						
(339)	Federico, Antoinette	AP Supervisor	IL	611000						
(340)	Friedman, Avelina	Tax Specialist	IL	611000						
(341)	Haynes Jr, John S.	Dir, Tax & Accounting Ops	IL	611000						
(342)	Kersey, Justin P.	Corporate Staff Accountant I	IL	611000						
(343)	Kim, Christine	Corporate Accounting Manager	IL	611000						
(344)	Lingeman, Samuel W.	Senior Financial Analyst	IL	611000						
(345)	Luppino, Nancy L.	AP Clerk	IL	611000						
(346)	Luppino, Phyllis A.	AP Clerk	IL	611000						
(347)	McLean, Pamela J.	Payroll Supervisor	IL	611000						
(348)	Metcalf, Janice L.	AP Clerk	IL	611000						
(349)	Miranda, Margarita	AP Clerk	IL	611000						
(350)	Pietras, Victoria M.	Senior Corporate Accountant	IL	611000						
(351)	Shimkus, Matthew D	Financial Plan & Analysis Mgr	IL	611000						
(352)	Zavilla, Annette	AP Clerk	IL	611000						
(353)	Stone, Leslie A.	Executive Assistant	IL	611500						
(354)	Hoy, John P.	Chief Operating Officer	IL	612000						
(355)	Japczyk, James F.	Chief Financial Officer	IL	612000						
(356)	Sparrow, Lisa A	President & CEO	IL	612000						
(357)	Stover, John R.	VP, General Counsel	IL	612000						
(358)	Sudduth, Donald E.	VP, Corporate Development	FL	612000	0649	Jan-06	2,368	(1,973)	395	484
(359)	Biomquist, Laura Louise	HR Generalist	IL	612500						
(360)	Devine, James P.	HR Manager	IL	612500						
(361)	McLoughlin, Kristi M	Benefits Administrator	IL	612500						
(362)	Dave, Hardik	Desktop Support Analyst II	IL	613000						
(363)	Ostler, Tom G.	IT Manager	IL	613000						
(364)	Pannos, Nicholas James	Desktop Support Analyst II	IL	613000						
(365)	Smutny, Thomas A.	Network Administrator	IL	613000						
(366)	Bonagura, John F.	Regional Finance Manager	FL	613500						
(367)	Durham, Rick J.	RVP	FL	613500	0853	Nov-07	6,086	(3,212)	1,014	811
(368)	Flynn, Patrick C.	Regional Director	FL	613500	0512	Feb-05	11,950	(11,784)	1,992	1,362
(369)	Haws, Scotty L.	Rgnl Compliance & Safety Advsr	FL	613500	0729	Dec-06	3,916	(2,665)	653	811
(370)	Paule, Nancy P.	Receptionist	IL	613500						
(371)	Rose, Kendra E.	Compliance & Safety Coord	IL	613500						
(372)	Vacant	Operations Administration Mgr	IL	613500						
(373)	Vacant	Operations Administrator	IL	613500						

2011 RATE CASES SALARY ADJUSTMENT  
 DETAILED SALARY BY EMPLOYEE

w/p a

(374)	Barrett, Jason O.	Regulatory Staff Accountant II	IL	614000						
(375)	Ciecierski, Daniel	Regulatory Staff Accountant I	IL	614000						
(376)	Georgiev, Lena	Regulatory Accounting Manager	IL	614000						
(377)	Lubertozi, Steven M.	Exec Dir, Regulatory Account	IL	614000						
(378)	Mehta, Dhvani S.	Regulatory Staff Accountant I	IL	614000						
(379)	Nedved, Spencer L.	Regulatory Staff Accountant I	IL	614000						
(380)	Neyzelman, Dimitry	Senior Regulatory Accountant	IL	614 00						
(381)	Povich, Erin P.	Senior Regulatory Accountant	IL	614000						
(382)	Shrake, Brian W.	Senior Regulatory Accountant	IL	614000						
(383)	Valrie, Lawanda N.	Regulatory Assistant	IL	614000						
(384)	Weeks, Kirsten E.	Regulatory Accounting Manager	IL	614000						
(385)	Williams III, John D.	Dir, Governmental Affairs	FL	614000						
(386)	Winans, Nicole D.	Regulatory Staff Accountant II	NV	614000						
(387)	Yap Jr., Lowell M.	Regulatory Staff Accountant I	IL	614000						
(388)	Abbott, Loretta E.	CSR II	FL	614500						
(389)	Anderson, Tricia D.	CSR I	NC	614500						
(390)	Bachmann, Lisa A	CSR I	FL	614500						
(391)	Bennett, Kimberly J.	Customer Account Specialist	FL	614500						
(392)	Calbreath, Stephanie R.	CSR II	NC	614500						
(393)	Campbell, Pamela J.	CSR II	NV	614500						
(394)	Chandler, Matthew R.	CSR II	FL	614500						
(395)	Christian, Elise S.	Customer Relations Specialist	FL	614500						
(396)	Collado, Madelin	CSR I	NC	614500						
(397)	Deere, Brandi N	CSR I	FL	614500						
(398)	Demonbreun, Sheri D.	CSR I	FL	614500						
(399)	Dugan, Grace A.	Customer Care Manager	NV	614500						
(400)	Harden, Cristina	CSR I	FL	614500						
(401)	Iwinski, Cammy Andrea	CSR I	NV	614500						
(402)	Jenkins, Ingrid E.	CSR II	NC	614500						
(403)	Jones, Linda S.	CSR I	FL	614500						
(404)	Jones, Lori Lynn	CSR I	FL	614500						
(405)	Mayeski, Lorie L.	CSR II	FL	614500						
(406)	Norris, Maxine N	CSR I	NC	614500						
(407)	Orengo, Linette C	CSR I	FL	614500						
(408)	Raponi, Ann M.	Customer Care Manager	FL	614500						
(409)	Roberts, Miranda Ann	CSR I	NV	614500						
(410)	Robinson, Shona N.	CSR II	NC	614500						
(411)	Robinson, Vanessa F.	CSR II	NC	614500						
(412)	Sasic, Karen L.	Director, Customer Care	FL	614500						
(413)	Self, Rose D.	Customer Care Manager	NC	614500						
(414)	Sillitoe, Jacqueline. M.	Customer Care Specialist	FL	614500						
(415)	Silva, Lisa M.	CSR II	NC	614500						
(416)	Tackett, Samantha R.	CSR I	NV	614500						
(417)	Thimmes, Karen L	CSR I	FL	614500						
(418)	Trovinger, Ferrellyn L.	Lead CSR	FL	614500						
(419)	Volz, Deborah E.	CSR I	FL	614500						
(420)	Wilson, Vicki L	CSR I	FL	614500						
(421)	Krugler, Adrienne R.	Billing Manager	IL	614600						
(422)	Sverida, Agnes	Asst Mgr of Billing	IL	614600						
(423)	Ceballos, Isabel	Collections Specialist	FL	614700						
(424)	Lybarger, Andrea	Collections Specialist	FL	614700						
(425)	Sowell, George William	Corporate Services Manager	SC	614700						
(426)	Alberigi, David J.	Field Tech I	FL	615000						
(427)	Anderson, Daniel S.	Lead Water-Wastewater Operator	FL	615000						
(428)	Austin, Arthur C.	Field Tech II	FL	615000						
(429)	Bailey, Alan R.	Water-Wastewater Operator II	FL	615000	0220	May-02	13,356	(13,356)	-	6,081
(430)	Boersma, David A.	Lead Water-Wastewater Operator	FL	615000						
(431)	Brown, Donna R.	Field Tech I	FL	615000	0812	Jul-07	15,849	(9,245)	2,641	4,736
(432)	Buono, Robert A.	Lead Water-Wastewater Operator	FL	615000						
(433)	Callahan, Robert L.	Field Tech II	FL	615000	0726	Dec-06	13,416	(9,131)	2,236	4,736
(434)	Cardinal, Anthony A.	Water-Wastewater Operator I	FL	615000						
(435)	Carver, Nathaniel Q.	Area Manager	FL	615000	0659	Jul-06	18,153	(13,615)	3,025	4,212
(436)	Chard, Ronald	Cross Connection Tech	FL	615000						
(437)	Cook, James H.	Lead Water-Wastewater Operator	FL	615000						
(438)	Cooper, Robert K.	Field Tech III	FL	615000	0431	Mar-04	19,660	(19,660)	546	4,736



**2011 RATE CASES SALARY ADJUSTMENT  
DETAILED SALARY BY EMPLOYEE**

w/p a

(439)	Ebert, Harold	Field Tech II	FL	615000	0109	May-01	19,067	(19,067)	-	6,081	
(440)	Ebert, Shawn M.	Field Tech II	FL	615000	0455	Jun-04	15,100	(15,100)	1,049	4,736	
(441)	Eubanks, Brian J.	Water-Wastewater Operator II	FL	615000							
(442)	Figueroa, Pedro L.	Lead Water-Wastewater Operator	FL	615000							
(443)	Finch, Allan	Water-Wastewater Operator II	FL	615000	0102	Oct-00	15,517	(15,517)	-	6,081	
(444)	Finehirsh, Jeffrey S.	Water-Wastewater Operator I	FL	615000							
(445)	Finigan, Michael A.	Field Tech I	FL	615000	0429	Mar-04	14,202	(14,202)	395	4,736	
(446)	Gentilucci, Domenic V	Area Manager	FL	615000							
(447)	Godwin, Patrick L.	Lead Water-Wastewater Operator	FL	615000							
(448)	Gongre, Bryan K	Regional Manager	FL	615000	0818	Sep-07	14,425	(8,014)	2,404	3,002	
(449)	Gongre, Jeremy R.	Field Tech I	FL	615000							
(450)	Gosnell, Scotty G.	Lead Water-Wastewater Operator	FL	615000	0639	Jan-06	20,137	(16,781)	3,356	4,736	
(451)	Grainger Jr, Leroy	Field Tech I	FL	615000	0610	Aug-05	14,551	(13,137)	2,425	4,736	
(452)	Hamilton, Don L.	Water-Wastewater Operator II	FL	615000							
(453)	Hasty, Donald L.	Water-Wastewater Operator II	FL	615000	0739	Mar-07	13,850	(8,848)	2,308	4,947	
(454)	Hernando, Rodei R	Field Tech I	FL	615000	0802	Aug-07	13,991	(7,967)	2,332	4,736	
(455)	Hogue, Raymond H.	Water-Wastewater Operator II	FL	615000							
(456)	Hollister, Jimmie H.	Field Tech II	FL	615000							
(457)	Inchima, Luke John	Water-Wastewater Operator II	FL	615000							
(458)	Keys, Thomas E.	Water-Wastewater Operator II	FL	615000	9834	Aug-98	16,144	(16,144)	-	6,081	
(459)	Lorenzo, Alexander	Water-Wastewater Operator II	FL	615000	0014	Jan-00	15,363	(15,363)	-	6,081	
(460)	Marinelli, John A.	Area Manager	FL	615000	0509	Feb-05	22,957	(22,638)	3,826	4,736	
(461)	McPhee, Allison S.	Lead Water-Wastewater Operator	FL	615000							
(462)	Morrell, Matthew J.	Field Tech II	FL	615000	0808	Jul-07	15,849	(9,245)	2,641	4,736	
(463)	Murphy, Eric	Operator II	FL	615000							
(464)	Neal, William L.	Area Manager	FL	615000							
(465)	Overton, Michael A.	Cross Connection Tech	FL	615000	0833	Nov-07	9,225	(4,869)	1,537	2,770	
(466)	Owens, Brian S.	Field Tech I	FL	615000							
(467)	Parrish, Raymond A.	Water-Wastewater Operator II	FL	615000							
(468)	Peaden II, Mark A.	Field Tech I	FL	615000							
(469)	Pfouts, Steve L.	Lead Water-Wastewater Operator	FL	615000							
(470)	Phillips, Christopher	Field Tech I	FL	615000							
(471)	Powell, Trevor B.	Water-Wastewater Operator II	FL	615000							
(472)	Radcliff, Max Lee	Lead Water-Wastewater Operator	FL	615000							
(473)	Raines, Craig A.	Water-Wastewater Operator II	FL	615000							
(474)	Remigio, Roberto V.	Field Tech I	FL	615000	0824	Nov-07	17,577	(9,277)	2,930	6,081	
(475)	Richardson, James P.	Field Tech I	FL	615000							
(476)	Schneider, Keith C.	Water-Wastewater Operator II	FL	615000							
(477)	Schwades, Charles G.	Area Manager	FL	615000							
(478)	Shoffstall, David E.	Lead Water-Wastewater Operator	FL	615000							
(479)	Shue, Mickey A.	Field Tech II	FL	615000	0312	Aug-02	15,818	(15,818)	-	5,048	
(480)	Sillitoe, Kathy A.	Water Conservation Coordinator	FL	615000							
(481)	Sillitoe, Terry W.	Water-Wastewater Operator II	FL	615000							
(482)	Smith, Donald D.	Field Tech II	FL	615000							
(483)	Straight, James L.	Water-Wastewater Operator I	FL	615000							
(484)	Sudol, Corey	Water-Wastewater Operator II	FL	615000	0636	Jan-06	17,700	(14,750)	2,950	6,081	
(485)	Swegheimer, James A.	Lead Water-Wastewater Operator	FL	615000	0740	Mar-07	16,424	(10,493)	2,737	6,081	
(486)	Szczepkowski, Stephen A.	Lead Water-Wastewater Operator	FL	615000							
(487)	Van Meter, Nathan Z.	Lead Water-Wastewater Operator	FL	615000							
(488)	Watkins, Cedric	Field Tech II	FL	615000							
(489)	White, Ronald D.	Field Tech II	FL	615000							
(490)	Wilson, Michael A.	Regional Manager	FL	615000							
(491)	Worrell, David R.	Water-Wastewater Operator II	FL	615000							
(492)	Wright, Thomas L.	Field Tech I	FL	615000							
(493)	Vacant	Field Tech I	FL	615000							
(494)	Vacant	Lead Water-Wastewater Operator	FL	615000							
(495)	Vacant	Water-Wastewater Operator I	FL	615000							
(496)	Dipasquale, Susan M.	Administrative Assistant	FL	615500							
(497)	Hanks, Peggy J.	Administrative Assistant	FL	615500							
(498)											
							<b>\$392,649</b>	<b>(\$321,869)</b>	<b>\$43,393</b>	<b>\$119,459</b>	

**Utilities, Inc. of Sandalhaven**

Name	Position	State	(k) Vehicle Number	(l) Depreciation Start	(m) Vehicle Price	(n) Vehicle Accumulated Depreciation Y/E Balance	(o) Vehicle Depreciation Expense	(p) Transportation Expense
------	----------	-------	-----------------------	---------------------------	----------------------	--	--	----------------------------------



2011 RATE CASES SALARY ADJUSTMENT  
 DETAILED SALARY BY EMPLOYEE

w/p a

(563)	Deere, Brandi N	CSR I	FL	614500						
(564)	Demonbreun, Sheri D.	CSR I	FL	614500						
(565)	Dugan, Grace A.	Customer Care Manager	NV	614500						
(566)	Harden, Cristina	CSR I	FL	614500						
(567)	Iwinski, Cammy Andrea	CSR I	NV	614500						
(568)	Jenkins, Ingrid E.	CSR II	NC	614500						
(569)	Jones, Linda S.	CSR I	FL	614500						
(570)	Jones, Lori Lynn	CSR I	FL	614500						
(571)	Mayeski, Lorie L.	CSR II	FL	614500						
(572)	Norris, Maxine N	CSR I	NC	614500						
(573)	Orengo, Linette C	CSR I	FL	614500						
(574)	Raponi, Ann M.	Customer Care Manager	FL	614500						
(575)	Roberts, Miranda Ann	CSR I	NV	614500						
(576)	Robinson, Shona N.	CSR II	NC	614500						
(577)	Robinson, Vanessa F.	CSR II	NC	614500						
(578)	Sasic, Karen L.	Director, Customer Care	FL	614500						
(579)	Self, Rose D.	Customer Care Manager	NC	614500						
(580)	Sillitoe, Jacqueline M.	Customer Care Specialist	FL	614500						
(581)	Silva, Lisa M.	CSR II	NC	614500						
(582)	Tackett, Samantha R.	CSR I	NV	614500						
(583)	Thimmes, Karen L.	CSR I	FL	614500						
(584)	Trovinger, Ferrellyn L.	Lead CSR	FL	614500						
(585)	Volz, Deborah E.	CSR I	FL	614500						
(586)	Wilson, Vicki L	CSR I	FL	614500						
(587)	Krugler, Adrienne R.	Billing Manager	IL	614600						
(588)	Sverida, Agnes	Asst Mgr of Billing	IL	614600						
(589)	Ceballos, Isabel	Collections Specialist	FL	614700						
(590)	Lybarger, Andrea	Collections Specialist	FL	614700						
(591)	Sowell, George William	Corporate Services Manager	SC	614700						
(592)	Alberigi, David J.	Field Tech I	FL	615000						
(593)	Anderson, Daniel S.	Lead Water-Wastewater Operator	FL	615000						
(594)	Austin, Arthur C.	Field Tech II	FL	615000						
(595)	Bailey, Alan R.	Water-Wastewater Operator II	FL	615000						
(596)	Boersma, David A.	Lead Water-Wastewater Operator	FL	615000						
(597)	Brown, Donna R.	Field Tech I	FL	615000						
(598)	Buono, Robert A.	Lead Water-Wastewater Operator	FL	615000						
(599)	Callahan, Robert L.	Field Tech II	FL	615000						
(600)	Cardinal, Anthony A.	Water-Wastewater Operator I	FL	615000						
(601)	Carver, Nathaniel Q.	Area Manager	FL	615000						
(602)	Chard, Ronald	Cross Connection Tech	FL	615000	0803	Aug-07	1,081	(615)	180	366
(603)	Cook, James H.	Lead Water-Wastewater Operator	FL	615000						
(604)	Cooper, Robert K.	Field Tech III	FL	615000						
(605)	Ebert, Harold	Field Tech II	FL	615000						
(606)	Ebert, Shawn M.	Field Tech II	FL	615000						
(607)	Eubanks, Brian J.	Water-Wastewater Operator II	FL	615000						
(608)	Figueroa, Pedro L.	Lead Water-Wastewater Operator	FL	615000						
(609)	Floch, Allan	Water-Wastewater Operator II	FL	615000						
(610)	Finehirsh, Jeffrey S.	Water-Wastewater Operator I	FL	615000						
(611)	Finigan, Michael A	Field Tech I	FL	615000						
(612)	Gentilucci, Domenic V	Area Manager	FL	615000						
(613)	Godwin, Patrick I.	Lead Water-Wastewater Operator	FL	615000	0638	Jan-06	19,634	(16,362)	3,272	6,081
(614)	Gongre, Bryan K	Regional Manager	FL	615000						
(615)	Gongre, Jeremy R.	Field Tech I	FL	615000						
(616)	Gosnell, Scotty G.	Lead Water-Wastewater Operator	FL	615000						
(617)	Grainger Jr, Leroy	Field Tech I	FL	615000						
(618)	Hamilton, Don L.	Water-Wastewater Operator II	FL	615000						
(619)	Hasty, Donald L.	Water-Wastewater Operator II	FL	615000						
(620)	Hermans, Rodel R	Field Tech I	FL	615000						
(621)	Hogue, Raymond H.	Water-Wastewater Operator II	FL	615000						
(622)	Hollister, Jimmie H.	Field Tech II	FL	615000						
(623)	Inclima, Luke John	Water-Wastewater Operator II	FL	615000						
(624)	Keys, Thomas E.	Water-Wastewater Operator II	FL	615000						
(625)	Lorenzo, Alexander	Water-Wastewater Operator II	FL	615000						
(626)	Marinelli, John A.	Area Manager	FL	615000						
(627)	McPhee, Allison S.	Lead Water-Wastewater Operator	FL	615000						





**2011 RATE CASES SALARY ADJUSTMENT  
DETAILED SALARY BY EMPLOYER**

w/p a

- (a) Salaries are most current data as of 04/27/10
- (b) Overtime is most current data, annualized for a full year as of 04/28/2010.
- (c) Sum of (a) + (b).
- (d) Increase of 3.5% on annualized salaries, scheduled for April 2011.
- (e) Sum of (c) + (d).
- (f) FICA on column (e), at current FICA rates.
- (g) FUTA on column (e), at current FUTA rates.
- (h) SUTA on column (e), at current FUTA rates.
- (i) Result of a 4% 401(k) contribution on column (e) + any employer match on column (e).
- (j) Health insurance and benefits for full-time employees, see calculation on w/p f.
- (k) Vehicle number.
- (l) Month and year vehicle was purchased.
- (m) Cost of vehicle.
- (n) Accumulated depreciation at TY end on vehicle (6 yr life).
- (o) Depreciation expense for TY on vehicle.
- (p) Transportation expense for vehicles, see calculation on w/p e.

Other Notes:

**2011 RATE CASES SALARY ADJUSTMENT  
DETAILED SALARY BY EMPLOYEE**

w/p a

Salaries, payroll taxes, benefits, and vehicle data are calculated by taking the total amounts per employee and multiplying those amounts by the correct ERC percentage for Bayside and Sandy Creek based on each employee's ERC allocation.

**2011 RATE CASES SALARY ADJUSTMENT  
CAPTIME ADJUSTMENT**

		(a) <u>Eagle Ridge</u>
(1)	Total Per Book Salaries	per TB 291,421
(2)	Per Book Salaries for Captive Employees	per TB 262,697
(3)	Percentage of Operator to Total	line (1) / line (2) <u>90.14%</u>
(4)	Per Book Salaries for Captive Employees	per TB \$262,697
(5)	Per Book Payroll Taxes for Captive Employees	per TB * line (3) 14,132
(6)	Per Book Payroll Benefits for Captive Employees	per TB * line (3) 35,700
(7)		sum, lines (4) thru (6) <u>\$312,529</u>
(8)	Per Book Capitalized Time	per TB (\$34,369)
(9)	Per Book Total Payroll for Captive Employees	line (7) <u>312,529</u>
(10)	Percentage of Total Payroll to Captive	line (8) / line (9) * -1 <u>11.00%</u>
(11)	Pro Forma Captive Employee Payroll	per w/p a \$0
(12)	Percentage of Total Payroll to Captive	line (10) <u>11.00%</u>
(13)	Pro Forma Capitalized Time	line (11) * line (12) <u>\$0</u>

Notes:

"Captive employees" include employees that are booked to JDE accounts 6120, 6135, 6140, 6150, and 6155.



w/p b

(a) <u>Sanlando</u>	(a) <u>Sandalhaven</u>
1,312,504	117,630
<u>1,071,619</u>	<u>105,608</u>
<u>81.65%</u>	<u>89.78%</u>
\$1,071,619	\$105,608
107,285	5,911
<u>271,222</u>	<u>14,882</u>
<u>\$1,450,125</u>	<u>\$126,401</u>
(\$210,720)	(\$12,615)
<u>1,450,125</u>	<u>126,401</u>
<u>14.53%</u>	<u>9.98%</u>
\$0	\$0
<u>14.53%</u>	<u>9.98%</u>
<u>\$0</u>	<u>\$0</u>

**2011 RATE CASES SALARY ADJUSTMENT  
VEHICLE AVERAGES**

<b>Totals</b>		(a)	(b)	(c)
<b>Name</b>	<b>Position</b>	<b>Vehicle Number</b>	<b>Depreciation Start</b>	<b>Vehicle Price</b>
(1) Sudduth, Donald E.	Vice President	0649	Jan-06	\$29,749
(2) Durham, Rick J.	Regional Vice President	0853	Nov-07	45,625
(3) Flynn, Patrick C.	Regional Director	0512	Feb-05	53,358
(4) Haws, Scotty L.	Safety and Compliance Manager	0729	Dec-06	29,356
(5) Alberigi, David J.	Field Technician I	0807	Jul-07	20,310
(6) Anderson, Daniel S.	Lead Operator	0901	Dec-08	18,434
(7) Austin, Arthur C.	Field Technician II	0514	Feb-05	19,024
(8) Bailey, Alan R.	Operator II	0220	May-02	13,356
(9) Boersma, David A.	Operator I	0454	Jun-04	19,361
(10) Brown, Donna R.	Field Technician I	0812	Jul-07	20,347
(11) Buono, Robert A.	Lead Operator	0831	Oct-07	19,447
(12) Callahan, Robert L.	Field Technician I	0726	Dec-06	17,224
(13) Cardinal, Anthony A.	Operator I	0657	May-06	19,968
(14) Carver, Nathaniel Q.	Project Manager	0659	Jul-06	26,206
(15) Chard, Ronald	Cross Connection Specialist	0803	Aug-07	17,962
(16) Cook, James H.	Lead Operator	0453	Jun-04	23,158
(17) Cooper, Robert K.	Field Technician III	0431	Mar-04	25,240
(18) Ebert, Harold	Field Technician II	0109	May-01	19,067
(19) Ebert, Shawn M.	Field Technician II	0455	Jun-04	19,386
(20) Eubanks, Brian J.	Operator II	0827	Nov-07	17,577
(21) Figueroa, Pedro L.	Lead Operator	0703	Sep-06	17,364
(22) Finch, Allan	Operator II	0102	Oct-00	15,517
(23) Finehirsh, Jeffrey S.	Operator I	0637	Jan-06	19,386
(24) Finigan, Michael A	Field Tech I	0429	Mar-04	18,233
(25) Gentilucci, Domenic V	Area Manager	0864	Feb-08	22,372
(26) Godwin, Patrick L.	Lead Operator	0638	Jan-06	19,634
(27) Gongre, Bryan K	Regional Manager	0818	Sep-07	29,220
(28) Gongre, Jeremy R.	Field Tech I	0301	Aug-02	19,053
(29) Gosnell, Scotty G.	Area Manager	0639	Jan-06	25,852
(30) Grainger Jr, Leroy	Field Technician I	0610	Aug-05	18,681
(31) Hamilton, Don L.	Operator II	0868	Feb-08	2,897
(32) Hasty, Donald L.	Lead Operator	0739	Mar-07	17,024
(33) Hermano, Rodel R	Field Tech I	0802	Aug-07	17,962
(34) Hogue, Raymond H.	Operator II	0771	May-07	16,222
(35) Hollister, Jimmie H.	Field Technician II	0612	Aug-05	16,472
(36) Inclima, Luke John	Operator II	0461	Jul-04	16,797
(37) Keys, Thomas E.	Lead Operator	9834	Aug-98	16,144
(38) Lorenzo, Alexander	Operator II	0014	Jan-00	15,363
(39) Marinelli, John A.	Area Manager	0509	Feb-05	29,473
(40) McPhee, Allison S.	Lead Operator	0448	Jun-04	18,713
(41) Morrell, Matthew J.	Field Technician II	0808	Jul-07	20,347
(42) Neal, William L.	Area Manager	0825	Nov-07	22,388
(43) Overton, Michael A.	Cross Connection Technician	0833	Nov-07	20,253
(44) Owens, Brian S.	Field Tech I	0741	Feb-07	16,707
(45) Parrish, Raymond A.	Operator II	0702	Oct-06	17,540
(46) Peaden II, Mark A.	Field Tech I	0730	Dec-06	16,504
(47) Pfont, Steve L.	Lead Operator	0704	Sep-06	17,540
(48) Phillips, Christopher	Field Technician I	0503	Dec-04	17,389
(49) Powell, Trevor B.	Operator II	0823	Nov-07	17,577

**2011 RATE CASES SALARY ADJUSTMENT  
VEHICLE AVERAGES**

(50)	Radcliff, Max	Lead Operator	0423	Mar-04	19,058
(51)	Raines, Craig A.	Operator II	0751	May-07	16,222
(52)	Remigio, Roberto V.	Field Technician I	0824	Nov-07	17,577
(53)	Richardson, James P.	Field Technician I	0533	Apr-05	18,131
(54)	Schneider, Keith C.	Operator II	0671	Apr-06	13,318
(55)	Schwades, Charles G.	Area Manager	0544	May-06	23,201
(56)	Shoffstall, David E.	Lead Operator	0608	Aug-05	19,546
(57)	Shue, Mickey A.	Field Technician II	0312	Aug-02	19,053
(58)	Sillitoe, Kathy A.	Water Conservation Coordinator	0428	Mar-04	27,110
(59)	Smith, Donald D.	Field Technician II	0513	Dec-04	22,344
(60)	Straight, James L.	Operator I	0436	Mar-04	18,847
(61)	Sudol, Corey	Operator II	0636	Jan-06	17,700
(62)	Swegheimer, James A.	Lead Operator	0740	Mar-07	16,424
(63)	Szczepkowski, Stephen A.	Lead Operator	0705	Sep-06	18,392
(64)	Van Meter, Nathan Z.	Lead Operator	0062	Jun-00	15,358
(65)	Watkins, Cedric	Field Technician II	0829	Nov-07	20,820
(66)	White, Ronald D.	Field Technician III	0811	Jul-07	20,310
(67)	Wilson, Michael A.	Regional Manager	0728	Dec-06	28,711
(68)	Worrell, David R.	Operator II	0828	Nov-07	16,940
(69)	Wright, Thomas L.	Field Technician I	0731	Dec-06	18,387
(70)					<u>\$1,400,232</u>

**2011 RATE CASES SALARY ADJUSTMENT  
VEHICLE AVERAGES**

<b>Eagle Ridge</b>			(a)	(b)	(c)
<u>Name</u>	<u>Position</u>	<u>Vehicle Number</u>	<u>Depreciation Start</u>	<u>Vehicle Price</u>	
(71) Sudduth, Donald E.	Vice President	0649	Jan-06	\$281	
(72) Durham, Rick J.	Regional Vice President	0853	Nov-07	723	
(73) Flynn, Patrick C.	Regional Director	0512	Feb-05	1,419	
(74) Haws, Scotty L.	Safety and Compliance Manager	0729	Dec-06	465	
(75) Alberigi, David J.	Field Technician I				
(76) Anderson, Daniel S.	Lead Operator				
(77) Austin, Arthur C.	Field Technician II				
(78) Bailey, Alan R.	Operator II				
(79) Boersma, David A.	Operator I	0454	Jun-04	19,361	
(80) Brown, Donna R.	Field Technician I				
(81) Buono, Robert A.	Lead Operator				
(82) Callahan, Robert L.	Field Technician I				
(83) Cardinal, Anthony A.	Operator I				
(84) Carver, Nathaniel Q.	Project Manager				
(85) Chard, Ronald	Cross Connection Specialist	0803	Aug-07	2,532	
(86) Cook, James H.	Lead Operator				
(87) Cooper, Robert K.	Field Technician III				
(88) Ebert, Harold	Field Technician II				
(89) Ebert, Shawn M.	Field Technician II				
(90) Eubanks, Brian J.	Operator II				
(91) Figueroa, Pedro L.	Lead Operator				
(92) Finch, Allan	Operator II				
(93) Finehirsh, Jeffrey S.	Operator I				
(94) Finigan, Michael A.	Field Tech I				
(95) Gentilucci, Domenic V	Area Manager				
(96) Godwin, Patrick L.	Lead Operator				
(97) Gongre, Bryan K.	Regional Manager				
(98) Gongre, Jeremy R.	Field Tech I				
(99) Gosnell, Scotty G.	Area Manager				
(100) Grainger Jr, Leroy	Field Technician I				
(101) Hamilton, Don L.	Operator II				
(102) Hasty, Donald L.	Lead Operator				
(103) Hermano, Rodel R	Field Tech I				
(104) Hogue, Raymond H.	Operator II				
(105) Hollister, Jimmie H.	Field Technician II				
(106) Inclima, Luke John	Operator II				
(107) Keys, Thomas E.	Lead Operator				
(108) Lorenzo, Alexander	Operator II				
(109) Marinelli, John A.	Area Manager				
(110) McPhee, Allison S.	Lead Operator				
(111) Morrell, Matthew J.	Field Technician II				
(112) Neal, William L.	Area Manager				
(113) Overton, Michael A.	Cross Connection Technician				
(114) Owens, Brian S.	Field Tech I				
(115) Parrish, Raymond A.	Operator II				
(116) Peaden II, Mark A.	Field Tech I				
(117) Pfouts, Steve L.	Lead Operator				

**2011 RATE CASES SALARY ADJUSTMENT  
VEHICLE AVERAGES**

(118) Phillips, Christopher	Field Technician I			
(119) Powell, Trevor B.	Operator II			
(120) Radcliff, Max	Lead Operator	0423	Mar-04	19,058
(121) Raines, Craig A.	Operator II			
(122) Remigio, Roberto V.	Field Technician I			
(123) Richardson, James P.	Field Technician I			
(124) Schneider, Keith C.	Operator II			
(125) Schwades, Charles G.	Area Manager			
(126) Shoffstall, David E.	Lead Operator			
(127) Shue, Mickey A.	Field Technician II			
(128) Sillitoe, Kathy A.	Water Conservation Coordinator			
(129) Smith, Donald D.	Field Technician II			
(130) Straight, James L.	Operator I			
(131) Sudol, Corey	Operator II			
(132) Swegheimer, James A.	Lead Operator			
(133) Szczepkowski, Stephen A.	Lead Operator			
(134) Van Meter, Nathan Z.	Lead Operator			
(135) Watkins, Cedric	Field Technician II			
(136) White, Ronald D.	Field Technician III			
(137) Wilson, Michael A.	Regional Manager	0728	Dec-06	3,874
(138) Worrell, David R.	Operator II			
(139) Wright, Thomas L.	Field Technician I			
(140)				<u>\$47,714</u>

**2011 RATE CASES SALARY ADJUSTMENT  
VEHICLE AVERAGES**

<b>Sanlando</b>		(a)	(b)	(c)
<u>Name</u>	<u>Position</u>	<u>Vehicle Number</u>	<u>Depreciation Start</u>	<u>Vehicle Price</u>
(141) Sudduth, Donald E.	Vice President	0649	Jan-06	\$2,368
(142) Durham, Rick J.	Regional Vice President	0853	Nov-07	6,086
(143) Flynn, Patrick C.	Regional Director	0512	Feb-05	11,950
(144) Haws, Scotty L.	Safety and Compliance Manager	0729	Dec-06	3,916
(145) Alberigi, David J.	Field Technician I			
(146) Anderson, Daniel S.	Lead Operator			
(147) Austin, Arthur C.	Field Technician II			
(148) Bailey, Alan R.	Operator II	0220	May-02	13,356
(149) Boersma, David A.	Operator I			
(150) Brown, Donna R.	Field Technician I	0812	Jul-07	15,849
(151) Buono, Robert A.	Lead Operator			
(152) Callahan, Robert L.	Field Technician I	0726	Dec-06	13,416
(153) Cardinal, Anthony A.	Operator I			
(154) Carver, Nathaniel Q.	Project Manager	0659	Jul-06	18,153
(155) Chard, Ronald	Cross Connection Specialist			
(156) Cook, James H.	Lead Operator			
(157) Cooper, Robert K.	Field Technician III	0431	Mar-04	19,660
(158) Ebert, Harold	Field Technician II	0109	May-01	19,067
(159) Ebert, Shawn M.	Field Technician II	0455	Jun-04	15,100
(160) Eubanks, Brian J.	Operator II			
(161) Figueroa, Pedro L.	Lead Operator			
(162) Finch, Allan	Operator II	0102	Oct-00	15,517
(163) Finehirsh, Jeffrey S.	Operator I			
(164) Finigan, Michael A.	Field Tech I	0429	Mar-04	14,202
(165) Gentilucci, Domenic V	Area Manager			
(166) Godwin, Patrick L.	Lead Operator			
(167) Gongre, Bryan K.	Regional Manager	0818	Sep-07	14,425
(168) Gongre, Jeremy R.	Field Tech I			
(169) Gosnell, Scotty G.	Area Manager	0639	Jan-06	20,137
(170) Grainger Jr, Leroy	Field Technician I	0610	Aug-05	14,551
(171) Hamilton, Don L.	Operator II			
(172) Hasty, Donald L.	Lead Operator	0739	Mar-07	13,850
(173) Hermano, Rodel R.	Field Tech I	0802	Aug-07	13,991
(174) Hogue, Raymond H.	Operator II			
(175) Hollister, Jimmie H.	Field Technician II			
(176) Inclima, Luke John	Operator II			
(177) Keys, Thomas E.	Lead Operator	9834	Aug-98	16,144
(178) Lorenzo, Alexander	Operator II	0014	Jan-00	15,363
(179) Marinelli, John A.	Area Manager	0509	Feb-05	22,957
(180) McPhee, Allison S.	Lead Operator			
(181) Morrell, Matthew J.	Field Technician II	0808	Jul-07	15,849
(182) Neal, William L.	Area Manager			
(183) Overton, Michael A.	Cross Connection Technician	0833	Nov-07	9,225
(184) Owens, Brian S.	Field Tech I			
(185) Parrish, Raymond A.	Operator II			
(186) Peaden II, Mark A.	Field Tech I			
(187) Pfouts, Steve L.	Lead Operator			

**2011 RATE CASES SALARY ADJUSTMENT  
VEHICLE AVERAGES**

(188)	Phillips, Christopher	Field Technician I			
(189)	Powell, Trevor B.	Operator II			
(190)	Radcliff, Max	Lead Operator			
(191)	Raines, Craig A.	Operator II			
(192)	Remigio, Roberto V.	Field Technician I	0824	Nov-07	17,577
(193)	Richardson, James P.	Field Technician I			
(194)	Schneider, Keith C.	Operator II			
(195)	Schwades, Charles G.	Area Manager			
(196)	Shoffstall, David E.	Lead Operator			
(197)	Shue, Mickey A.	Field Technician II	0312	Aug-02	15,818
(198)	Sillitoe, Kathy A.	Water Conservation Coordinator			
(199)	Smith, Donald D.	Field Technician II			
(200)	Straight, James L.	Operator I			
(201)	Sudol, Corey	Operator II	0636	Jan-06	17,700
(202)	Swegheimer, James A.	Lead Operator	0740	Mar-07	16,424
(203)	Szczepkowski, Stephen A.	Lead Operator			
(204)	Van Meter, Nathan Z.	Lead Operator			
(205)	Watkins, Cedric	Field Technician II			
(206)	White, Ronald D.	Field Technician III			
(207)	Wilson, Michael A.	Regional Manager			
(208)	Worrell, David R.	Operator II			
(209)	Wright, Thomas L.	Field Technician I			
(210)					<u><u>\$392,649</u></u>

**Sandalhaven**

			(a)	(b)	(c)
	Name	Position	Vehicle Number	Depreciation Start	Vehicle Price
(211)	Sudduth, Donald E.	Vice President	0649	Jan-06	\$120
(212)	Durham, Rick J.	Regional Vice President	0853	Nov-07	308
(213)	Flynn, Patrick C.	Regional Director	0512	Feb-05	606
(214)	Haws, Scotty L.	Safety and Compliance Manager	0729	Dec-06	198
(215)	Alberigi, David J.	Field Technician I	0807	Jul-07	
(216)	Anderson, Daniel S.	Lead Operator	0901	Dec-08	
(217)	Austin, Arthur C.	Field Technician II	0514	Feb-05	
(218)	Bailey, Alan R.	Operator II	0220	May-02	
(219)	Boersma, David A.	Operator I	0454	Jun-04	
(220)	Brown, Donna R.	Field Technician I	0812	Jul-07	
(221)	Buono, Robert A.	Lead Operator	0831	Oct-07	
(222)	Callahan, Robert L.	Field Technician I	0726	Dec-06	
(223)	Cardinal, Anthony A.	Operator I	0657	May-06	
(224)	Carver, Nathaniel Q.	Project Manager	0659	Jul-06	
(225)	Chard, Ronald	Cross Connection Specialist	0803	Aug-07	1,081
(226)	Cook, James H.	Lead Operator	0453	Jun-04	
(227)	Cooper, Robert K.	Field Technician III	0431	Mar-04	
(228)	Ebert, Harold	Field Technician II	0109	May-01	
(229)	Ebert, Shawn M.	Field Technician II	0455	Jun-04	
(230)	Eubanks, Brian J.	Operator II	0827	Nov-07	
(231)	Figueroa, Pedro L.	Lead Operator	0703	Sep-06	
(232)	Finch, Allan	Operator II	0102	Oct-00	
(233)	Finehirsh, Jeffrey S.	Operator I	0637	Jan-06	
(234)	Finigan, Michael A.	Field Tech I	0429	Mar-04	

**2011 RATE CASES SALARY ADJUSTMENT  
VEHICLE AVERAGES**

(235)	Gentilucci, Domenic V	Area Manager	0864	Feb-08	
(236)	Godwin, Patrick L.	Lead Operator	0638	Jan-06	19,634
(237)	Gongre, Bryan K	Regional Manager	0818	Sep-07	
(238)	Gongre, Jeremy R.	Field Tech I	0301	Aug-02	
(239)	Gosnell, Scotty G.	Area Manager	0639	Jan-06	
(240)	Grainger Jr, Leroy	Field Technician I	0610	Aug-05	
(241)	Hamilton, Don L.	Operator II	0868	Feb-08	
(242)	Hasty, Donald L.	Lead Operator	0739	Mar-07	
(243)	Hermano, Rodel R	Field Tech I	0802	Aug-07	
(244)	Hogue, Raymond H.	Operator II	0771	May-07	
(245)	Hollister, Jimmie H.	Field Technician II	0612	Aug-05	
(246)	Inclima, Luke John	Operator II	0461	Jul-04	
(247)	Keys, Thomas E.	Lead Operator	9834	Aug-98	
(248)	Lorenzo, Alexander	Operator II	0014	Jan-00	
(249)	Marinelli, John A.	Area Manager	0509	Feb-05	
(250)	McPhee, Allison S.	Lead Operator	0448	Jun-04	
(251)	Morrell, Matthew J.	Field Technician II	0808	Jul-07	
(252)	Neal, William L.	Area Manager	0825	Nov-07	
(253)	Overton, Michael A.	Cross Connection Technician	0833	Nov-07	
(254)	Owens, Brian S.	Field Tech I	0741	Feb-07	
(255)	Parrish, Raymond A.	Operator II	0702	Oct-06	
(256)	Peaden II, Mark A.	Field Tech I	0730	Dec-06	
(257)	Pfouts, Steve L.	Lead Operator	0704	Sep-06	
(258)	Phillips, Christopher	Field Technician I	0503	Dec-04	
(259)	Powell, Trevor B.	Operator II	0823	Nov-07	
(260)	Radcliff, Max	Lead Operator	0423	Mar-04	
(261)	Raines, Craig A.	Operator II	0751	May-07	



**2011 RATE CASES SALARY ADJUSTMENT  
VEHICLE AVERAGES**

<b>Totals</b>			(a)	(b)	(d)	(e)	(f)	(g)	(h)
<b>Name</b>	<b>Position</b>	<b>Vehicle Number</b>	<b>Depreciation Start</b>	<b>Dec-09</b>	<b>Jan-10</b>	<b>Feb-10</b>	<b>Mar-10</b>	<b>Apr-10</b>	
(1) Sudduth, Donald E.	Vice President	0649	Jan-06	(\$19,833)	(\$20,246)	(\$20,659)	(\$21,072)	(\$21,485)	
(2) Durham, Rick J.	Regional Vice President	0853	Nov-07	(16,476)	(17,109)	(17,743)	(18,377)	(19,010)	
(3) Flynn, Patrick C.	Regional Director	0512	Feb-05	(43,724)	(44,465)	(45,206)	(45,947)	(46,688)	
(4) Haws, Scotty L.	Safety and Compliance Manager	0729	Dec-06	(15,086)	(15,493)	(15,901)	(16,309)	(16,716)	
(5) Alberigi, David J.	Field Technician I	0807	Jul-07	(8,462)	(8,745)	(9,027)	(9,309)	(9,591)	
(6) Anderson, Daniel S.	Lead Operator	0901	Dec-08	(3,328)	(3,584)	(3,840)	(4,096)	(4,352)	
(7) Austin, Arthur C.	Field Technician II	0514	Feb-05	(15,589)	(15,854)	(16,118)	(16,382)	(16,646)	
(8) Bailey, Alan R.	Operator II	0220	May-02	(13,356)	(13,356)	(13,356)	(13,356)	(13,356)	
(9) Boersma, David A.	Operator I	0454	Jun-04	(18,017)	(18,286)	(18,554)	(18,823)	(19,092)	
(10) Brown, Donna R.	Field Technician I	0812	Jul-07	(8,478)	(8,761)	(9,043)	(9,326)	(9,608)	
(11) Buono, Robert A.	Lead Operator	0831	Oct-07	(7,293)	(7,563)	(7,833)	(8,103)	(8,373)	
(12) Callahan, Robert L.	Field Technician I	0726	Dec-06	(8,851)	(9,091)	(9,330)	(9,569)	(9,808)	
(13) Cardinal, Anthony A.	Operator I	0657	May-06	(12,203)	(12,480)	(12,758)	(13,035)	(13,312)	
(14) Carver, Nathaniel Q.	Project Manager	0659	Jul-06	(15,287)	(15,651)	(16,015)	(16,379)	(16,743)	
(15) Chard, Ronald	Cross Connection Specialist	0803	Aug-07	(7,235)	(7,484)	(7,734)	(7,983)	(8,233)	
(16) Cook, James H.	Lead Operator	0453	Jun-04	(21,549)	(21,871)	(22,193)	(22,514)	(22,836)	
(17) Cooper, Robert K.	Field Technician III	0431	Mar-04	(24,539)	(24,889)	(25,240)	(25,590)	(25,940)	
(18) Ebert, Harold	Field Technician II	0109	May-01	(19,067)	(19,067)	(19,067)	(19,067)	(19,067)	
(19) Ebert, Shawn M.	Field Technician II	0455	Jun-04	(18,040)	(18,309)	(18,578)	(18,848)	(19,117)	
(20) Eubanks, Brian J.	Operator II	0827	Nov-07	(6,347)	(6,591)	(6,836)	(7,080)	(7,324)	
(21) Figueroa, Pedro L.	Lead Operator	0703	Sep-06	(9,547)	(9,888)	(10,229)	(10,570)	(10,911)	
(22) Finch, Allan	Operator II	0102	Oct-00	(15,517)	(15,517)	(15,517)	(15,517)	(15,517)	
(23) Finehirsh, Jeffrey S.	Operator I	0637	Jan-06	(12,924)	(13,193)	(13,463)	(13,732)	(14,001)	
(24) Finigan, Michael A.	Field Tech I	0429	Mar-04	(17,727)	(17,980)	(18,233)	(18,486)	(18,739)	
(25) Gentilucci, Domenic V	Area Manager	0864	Feb-08	(7,147)	(7,457)	(7,768)	(8,079)	(8,390)	
(26) Godwin, Patrick L.	Lead Operator	0638	Jan-06	(13,089)	(13,362)	(13,635)	(13,907)	(14,180)	
(27) Gongre, Bryan K	Regional Manager	0818	Sep-07	(11,364)	(11,769)	(12,175)	(12,581)	(12,987)	
(28) Gongre, Jeremy R.	Field Tech I	0301	Aug-02	(19,053)	(19,053)	(19,053)	(19,053)	(19,053)	
(29) Gosnell, Scotty G.	Area Manager	0639	Jan-06	(17,235)	(17,594)	(17,953)	(18,312)	(18,671)	
(30) Grainger Jr, Leroy	Field Technician I	0610	Aug-05	(13,752)	(14,011)	(14,271)	(14,530)	(14,789)	
(31) Hamilton, Don L.	Operator II	0868	Feb-08	(925)	(966)	(1,006)	(1,046)	(1,086)	
(32) Hasty, Donald L.	Lead Operator	0739	Mar-07	(8,039)	(8,275)	(8,512)	(8,748)	(8,985)	
(33) Hermano, Rodol R	Field Tech I	0802	Aug-07	(7,235)	(7,484)	(7,734)	(7,983)	(8,233)	
(34) Hogue, Raymond H.	Operator II	0771	May-07	(6,984)	(7,210)	(7,435)	(7,660)	(7,886)	
(35) Hollister, Jimmie H.	Field Technician II	0612	Aug-05	(12,125)	(12,354)	(12,583)	(12,811)	(13,040)	
(36) Inclima, Luke John	Operator II	0461	Jul-04	(15,397)	(15,630)	(15,863)	(16,097)	(16,330)	
(37) Keys, Thomas E.	Lead Operator	9834	Aug-98	(16,144)	(16,144)	(16,144)	(16,144)	(16,144)	
(38) Lorenzo, Alexander	Operator II	0014	Jan-00	(15,363)	(15,363)	(15,363)	(15,363)	(15,363)	
(39) Marinelli, John A.	Area Manager	0509	Feb-05	(24,151)	(24,561)	(24,970)	(25,379)	(25,789)	
(40) McPhee, Allison S.	Lead Operator	0448	Jun-04	(17,413)	(17,673)	(17,933)	(18,193)	(18,453)	
(41) Morrell, Matthew J.	Field Technician II	0808	Jul-07	(8,478)	(8,761)	(9,043)	(9,326)	(9,608)	
(42) Neal, William L.	Area Manager	0825	Nov-07	(8,085)	(8,396)	(8,707)	(9,018)	(9,328)	
(43) Overton, Michael A.	Cross Connection Technician	0833	Nov-07	(7,314)	(7,595)	(7,876)	(8,158)	(8,439)	
(44) Owens, Brian S.	Field Tech I	0741	Feb-07	(8,122)	(8,354)	(8,586)	(8,818)	(9,050)	
(45) Parrish, Raymond A.	Operator II	0702	Oct-06	(9,501)	(9,744)	(9,988)	(10,231)	(10,475)	
(46) Peaden II, Mark A.	Field Tech I	0730	Dec-06	(8,481)	(8,711)	(8,940)	(9,169)	(9,398)	
(47) Pfouts, Steve L.	Lead Operator	0704	Sep-06	(9,744)	(9,988)	(10,231)	(10,475)	(10,719)	
(48) Phillips, Christopher	Field Technician I	0503	Dec-04	(14,733)	(14,974)	(15,216)	(15,457)	(15,699)	
(49) Powell, Trevor B.	Operator II	0823	Nov-07	(6,347)	(6,591)	(6,836)	(7,080)	(7,324)	

**2011 RATE CASES SALARY ADJUSTMENT  
VEHICLE AVERAGES**

(50)	Radcliff, Max	Lead Operator	0423	Mar-04	(18,529)	(18,794)	(19,058)	(19,058)	(19,058)
(51)	Raines, Craig A.	Operator II	0751	May-07	(6,984)	(7,210)	(7,435)	(7,660)	(7,886)
(52)	Remigio, Roberto V.	Field Technician I	0824	Nov-07	(6,347)	(6,591)	(6,836)	(7,080)	(7,324)
(53)	Richardson, James P.	Field Technician I	0533	Apr-05	(14,353)	(14,605)	(14,857)	(15,109)	(15,361)
(54)	Schneider, Keith C.	Operator II	0671	Apr-06	(8,324)	(8,509)	(8,694)	(8,879)	(9,064)
(55)	Schwades, Charles G.	Area Manager	0544	May-06	(14,179)	(14,501)	(14,823)	(15,145)	(15,468)
(56)	Shoffstall, David E.	Lead Operator	0608	Aug-05	(14,388)	(14,659)	(14,931)	(15,202)	(15,474)
(57)	Shue, Mickey A.	Field Technician II	0312	Aug-02	(19,053)	(19,053)	(19,053)	(19,053)	(19,053)
(58)	Sillitoe, Kathy A.	Water Conservation Coordinator	0428	Mar-04	(26,357)	(26,733)	(27,110)	(27,110)	(27,110)
(59)	Smith, Donald D.	Field Technician II	0513	Dec-04	(18,931)	(19,241)	(19,551)	(19,862)	(20,172)
(60)	Straight, James L.	Operator I	0436	Mar-04	(18,324)	(18,585)	(18,847)	(18,847)	(18,847)
(61)	Sudol, Corey	Operator II	0636	Jan-06	(11,800)	(12,046)	(12,292)	(12,538)	(12,783)
(62)	Swegheimer, James A.	Lead Operator	0740	Mar-07	(7,756)	(7,984)	(8,212)	(8,440)	(8,668)
(63)	Szczepkowski, Stephen A.	Lead Operator	0705	Sep-06	(10,218)	(10,473)	(10,729)	(10,984)	(11,240)
(64)	Van Meter, Nathan Z.	Lead Operator	0062	Jun-00	(15,358)	(15,358)	(15,358)	(15,358)	(15,358)
(65)	Watkins, Cedric	Field Technician II	0829	Nov-07	(7,518)	(7,808)	(8,097)	(8,386)	(8,675)
(66)	White, Ronald D.	Field Technician III	0811	Jul-07	(8,462)	(8,745)	(9,027)	(9,309)	(9,591)
(67)	Wilson, Michael A.	Regional Manager	0728	Dec-06	(14,755)	(15,153)	(15,552)	(15,951)	(16,350)
(68)	Worrell, David R.	Operator II	0828	Nov-07	(6,117)	(6,353)	(6,588)	(6,823)	(7,059)
(69)	Wright, Thomas L.	Field Technician I	0731	Dec-06	(9,449)	(9,704)	(9,960)	(10,215)	(10,470)
(70)					<u>(\$901,996)</u>	<u>(\$919,598)</u>	<u>(\$937,199)</u>	<u>(\$953,294)</u>	<u>(\$969,389)</u>

**2011 RATE CASES SALARY ADJUSTMENT  
VEHICLE AVERAGES**

<b>Eagle Ridge</b>			(a)	(b)	(d)	(e)	(f)	(g)	(h)
<b>Name</b>	<b>Position</b>	<b>Vehicle Number</b>	<b>Depreciation Start</b>	<b>Dec-09</b>	<b>Jan-10</b>	<b>Feb-10</b>	<b>Mar-10</b>	<b>Apr-10</b>	
(71) Sudduth, Donald E.	Vice President	0649	Jan-06	(\$187)	(\$191)	(\$195)	(\$199)	(\$203)	
(72) Durham, Rick J.	Regional Vice President	0853	Nov-07	(261)	(271)	(281)	(291)	(301)	
(73) Flynn, Patrick C.	Regional Director	0512	Feb-05	(1,163)	(1,183)	(1,202)	(1,222)	(1,242)	
(74) Haws, Scotty L.	Safety and Compliance Manager	0729	Dec-06	(239)	(245)	(252)	(258)	(265)	
(75) Alberigi, David J.	Field Technician I								
(76) Anderson, Daniel S.	Lead Operator								
(77) Austin, Arthur C.	Field Technician II								
(78) Bailey, Alan R.	Operator II								
(79) Boersma, David A.	Operator I	0454	Jun-04	(18,017)	(18,286)	(18,554)	(18,823)	(19,092)	
(80) Brown, Donna R.	Field Technician I								
(81) Buono, Robert A.	Lead Operator								
(82) Callahan, Robert L.	Field Technician I								
(83) Cardinal, Anthony A.	Operator I								
(84) Carver, Nathaniel Q.	Project Manager								
(85) Chard, Ronald	Cross Connection Specialist	0803	Aug-07	(1,020)	(1,055)	(1,090)	(1,125)	(1,161)	
(86) Cook, James H.	Lead Operator								
(87) Cooper, Robert K.	Field Technician III								
(88) Ebert, Harold	Field Technician II								
(89) Ebert, Shawn M.	Field Technician II								
(90) Eubanks, Brian J.	Operator II								
(91) Figueroa, Pedro L.	Lead Operator								
(92) Finch, Allan	Operator II								
(93) Finehirsh, Jeffrey S.	Operator I								
(94) Finigan, Michael A.	Field Tech I								
(95) Gentilucci, Domenic V	Area Manager								
(96) Godwin, Patrick L.	Lead Operator								
(97) Gongre, Bryan K.	Regional Manager								
(98) Gongre, Jeremy R.	Field Tech I								
(99) Gosnell, Scotty G.	Area Manager								
(100) Grainger Jr, Leroy	Field Technician I								
(101) Hamilton, Don L.	Operator II								
(102) Hasty, Donald L.	Lead Operator								
(103) Hermano, Rodel R	Field Tech I								
(104) Hogue, Raymond H.	Operator II								
(105) Hollister, Jimmie H.	Field Technician II								
(106) Inclima, Luke John	Operator II								
(107) Keys, Thomas E.	Lead Operator								
(108) Lorenzo, Alexander	Operator II								
(109) Marinelli, John A.	Area Manager								
(110) McPhee, Allison S.	Lead Operator								
(111) Morrell, Matthew J.	Field Technician II								
(112) Neal, William L.	Area Manager								
(113) Overton, Michael A.	Cross Connection Technician								
(114) Owens, Brian S.	Field Tech I								
(115) Parrish, Raymond A.	Operator II								
(116) Peaden II, Mark A.	Field Tech I								
(117) Pfouts, Steve L.	Lead Operator								

**2011 RATE CASES SALARY ADJUSTMENT  
VEHICLE AVERAGES**

(118)	Phillips, Christopher	Field Technician I							
(119)	Powell, Trevor B.	Operator II							
(120)	Radcliff, Max	Lead Operator	0423	Mar-04	(18,529)	(18,794)	(19,058)	(19,058)	(19,058)
(121)	Raines, Craig A.	Operator II							
(122)	Remigio, Roberto V.	Field Technician I							
(123)	Richardson, James P.	Field Technician I							
(124)	Schneider, Keith C.	Operator II							
(125)	Schwades, Charles G.	Area Manager							
(126)	Shoffstall, David E.	Lead Operator							
(127)	Shue, Mickey A.	Field Technician II							
(128)	Sillitoe, Kathy A.	Water Conservation Coordinator							
(129)	Smith, Donald D.	Field Technician II							
(130)	Straight, James L.	Operator I							
(131)	Sudol, Corey	Operator II							
(132)	Swegheimer, James A.	Lead Operator							
(133)	Szczepkowski, Stephen A.	Lead Operator							
(134)	Van Meter, Nathan Z.	Lead Operator							
(135)	Watkins, Cedric	Field Technician II							
(136)	White, Ronald D.	Field Technician III							
(137)	Wilson, Michael A.	Regional Manager	0728	Dec-06	(1,991)	(2,045)	(2,098)	(2,152)	(2,206)
(138)	Worrell, David R.	Operator II							
(139)	Wright, Thomas L.	Field Technician I							
(140)									
					<u>(\$41,407)</u>	<u>(\$42,070)</u>	<u>(\$42,732)</u>	<u>(\$43,130)</u>	<u>(\$43,528)</u>

**2011 RATE CASES SALARY ADJUSTMENT  
VEHICLE AVERAGES**

<b>Sanlando</b>		(a)	(b)	(d)	(e)	(f)	(g)	(h)
<b>Name</b>	<b>Position</b>	<b>Vehicle Number</b>	<b>Depreciation Start</b>	<b>Dec-09</b>	<b>Jan-10</b>	<b>Feb-10</b>	<b>Mar-10</b>	<b>Apr-10</b>
(141) Sudduth, Donald E.	Vice President	0649	Jan-06	(\$1,579)	(\$1,611)	(\$1,644)	(\$1,677)	(\$1,710)
(142) Durham, Rick J.	Regional Vice President	0853	Nov-07	(2,198)	(2,282)	(2,367)	(2,451)	(2,536)
(143) Flynn, Patrick C.	Regional Director	0512	Feb-05	(9,792)	(9,958)	(10,124)	(10,290)	(10,456)
(144) Haws, Scotty L.	Safety and Compliance Manager	0729	Dec-06	(2,012)	(2,067)	(2,121)	(2,175)	(2,230)
(145) Alberigi, David J.	Field Technician I							
(146) Anderson, Daniel S.	Lead Operator							
(147) Austin, Arthur C.	Field Technician II							
(148) Bailey, Alan R.	Operator II	0220	May-02	(13,356)	(13,356)	(13,356)	(13,356)	(13,356)
(149) Boersma, David A.	Operator I							
(150) Brown, Donna R.	Field Technician I	0812	Jul-07	(6,604)	(6,824)	(7,044)	(7,264)	(7,484)
(151) Buono, Robert A.	Lead Operator							
(152) Callahan, Robert L.	Field Technician I	0726	Dec-06	(6,895)	(7,081)	(7,267)	(7,454)	(7,640)
(153) Cardinal, Anthony A.	Operator I							
(154) Carver, Nathaniel Q.	Project Manager	0659	Jul-06	(10,589)	(10,841)	(11,093)	(11,346)	(11,598)
(155) Chard, Ronald	Cross Connection Specialist							
(156) Cook, James H.	Lead Operator							
(157) Cooper, Robert K.	Field Technician III	0431	Mar-04	(19,113)	(19,387)	(19,660)	(19,660)	(19,660)
(158) Ebert, Harold	Field Technician II	0109	May-01	(19,067)	(19,067)	(19,067)	(19,067)	(19,067)
(159) Ebert, Shawn M.	Field Technician II	0455	Jun-04	(14,052)	(14,261)	(14,471)	(14,681)	(14,890)
(160) Eubanks, Brian J.	Operator II							
(161) Figueroa, Pedro L.	Lead Operator							
(162) Finch, Allan	Operator II	0102	Oct-00	(15,517)	(15,517)	(15,517)	(15,517)	(15,517)
(163) Finehirsh, Jeffrey S.	Operator I							
(164) Finigan, Michael A.	Field Tech I	0429	Mar-04	(13,808)	(14,005)	(14,202)	(14,202)	(14,202)
(165) Gentilucci, Domenic V	Area Manager							
(166) Godwin, Patrick L.	Lead Operator							
(167) Gongre, Bryan K.	Regional Manager	0818	Sep-07	(5,610)	(5,810)	(6,010)	(6,211)	(6,411)
(168) Gongre, Jeremy R.	Field Tech I							
(169) Gosnell, Scotty G.	Area Manager	0639	Jan-06	(13,424)	(13,704)	(13,984)	(14,263)	(14,543)
(170) Grainger Jr, Leroy	Field Technician I	0610	Aug-05	(10,711)	(10,913)	(11,116)	(11,318)	(11,520)
(171) Hamilton, Don L.	Operator II							
(172) Hasty, Donald L.	Lead Operator	0739	Mar-07	(6,540)	(6,733)	(6,925)	(7,117)	(7,310)
(173) Hermano, Rodel R.	Field Tech I	0802	Aug-07	(5,635)	(5,830)	(6,024)	(6,218)	(6,413)
(174) Hogue, Raymond H.	Operator II							
(175) Hollister, Jimmie H.	Field Technician II							
(176) Inclima, Luke John	Operator II							
(177) Keys, Thomas E.	Lead Operator	9834	Aug-98	(16,144)	(16,144)	(16,144)	(16,144)	(16,144)
(178) Lorenzo, Alexander	Operator II	0014	Jan-00	(15,363)	(15,363)	(15,363)	(15,363)	(15,363)
(179) Marinelli, John A.	Area Manager	0509	Feb-05	(18,812)	(19,131)	(19,449)	(19,768)	(20,087)
(180) McPhee, Allson S.	Lead Operator							
(181) Morrell, Matthew J.	Field Technician II	0808	Jul-07	(6,604)	(6,824)	(7,044)	(7,264)	(7,484)
(182) Neal, William L.	Area Manager							
(183) Overton, Michael A.	Cross Connection Technician	0833	Nov-07	(3,331)	(3,459)	(3,587)	(3,715)	(3,844)
(184) Owens, Brian S.	Field Tech I							
(185) Parrish, Raymond A.	Operator II							
(186) Peaden II, Mark A.	Field Tech I							
(187) Pfouts, Steve L.	Lead Operator							

**2011 RATE CASES SALARY ADJUSTMENT  
VEHICLE AVERAGES**

(188) Phillips, Christopher	Field Technician I								
(189) Powell, Trevor B.	Operator II								
(190) Radcliff, Max	Lead Operator								
(191) Raines, Craig A.	Operator II								
(192) Remigio, Roberto V.	Field Technician I	0824	Nov-07	(6,347)	(6,591)	(6,836)	(7,080)	(7,324)	
(193) Richardson, James P.	Field Technician I								
(194) Schneider, Keith C.	Operator II								
(195) Schwades, Charles G.	Area Manager								
(196) Shoffstall, David E.	Lead Operator								
(197) Shue, Mickey A.	Field Technician II	0312	Aug-02	(15,818)	(15,818)	(15,818)	(15,818)	(15,818)	
(198) Sillitoe, Kathy A.	Water Conservation Coordinator								
(199) Smith, Donald D.	Field Technician II								
(200) Straight, James L.	Operator I								
(201) Sudol, Corey	Operator II	0636	Jan-06	(11,800)	(12,046)	(12,292)	(12,538)	(12,783)	
(202) Swegheimer, James A.	Lead Operator	0740	Mar-07	(7,756)	(7,984)	(8,212)	(8,440)	(8,668)	
(203) Szczepkowski, Stephen A.	Lead Operator								
(204) Van Meter, Nathan Z.	Lead Operator								
(205) Watkins, Cedric	Field Technician II								
(206) White, Ronald D.	Field Technician III								
(207) Wilson, Michael A.	Regional Manager								
(208) Worrell, David R.	Operator II								
(209) Wright, Thomas L.	Field Technician I								
(210)									
				<u>(\$278,476)</u>	<u>(\$282,606)</u>	<u>(\$286,736)</u>	<u>(\$290,396)</u>	<u>(\$294,057)</u>	

<b>Sandalhaven</b>		(a)	(b)	(d)	(e)	(f)	(g)	(h)
<b>Name</b>	<b>Position</b>	<b>Vehicle Number</b>	<b>Depreciation Start</b>	<b>Dec-09</b>	<b>Jan-10</b>	<b>Feb-10</b>	<b>Mar-10</b>	<b>Apr-10</b>
(211) Sudduth, Donald E.	Vice President	0649	Jan-06	(\$80)	(\$82)	(\$83)	(\$85)	(\$87)
(212) Durham, Rick J.	Regional Vice President	0853	Nov-07	(111)	(116)	(120)	(124)	(129)
(213) Flynn, Patrick C.	Regional Director	0512	Feb-05	(496)	(505)	(513)	(522)	(530)
(214) Haws, Scotty L.	Safety and Compliance Manager	0729	Dec-06	(102)	(105)	(108)	(110)	(113)
(215) Alberigi, David J.	Field Technician I	0807	Jul-07					
(216) Anderson, Daniel S.	Lead Operator	0901	Dec-08					
(217) Austin, Arthur C.	Field Technician II	0514	Feb-05					
(218) Bailey, Alan R.	Operator II	0220	May-02					
(219) Boersma, David A.	Operator I	0454	Jun-04					
(220) Brown, Donna R.	Field Technician I	0812	Jul-07					
(221) Buono, Robert A.	Lead Operator	0831	Oct-07					
(222) Callahan, Robert L.	Field Technician I	0726	Dec-06					
(223) Cardinal, Anthony A.	Operator I	0657	May-06					
(224) Carver, Nathaniel Q.	Project Manager	0659	Jul-06					
(225) Chard, Ronald	Cross Connection Specialist	0803	Aug-07	(435)	(450)	(465)	(480)	(495)
(226) Cook, James H.	Lead Operator	0453	Jun-04					
(227) Cooper, Robert K.	Field Technician III	0431	Mar-04					
(228) Ebert, Harold	Field Technician II	0109	May-01					
(229) Ebert, Shawn M.	Field Technician II	0455	Jun-04					
(230) Eubanks, Brian J.	Operator II	0827	Nov-07					
(231) Figueroa, Pedro L.	Lead Operator	0703	Sep-06					
(232) Finch, Allan	Operator II	0102	Oct-00					
(233) Finehirsh, Jeffrey S.	Operator I	0637	Jan-06					
(234) Finigan, Michael A.	Field Tech I	0429	Mar-04					

**2011 RATE CASES SALARY ADJUSTMENT  
VEHICLE AVERAGES**

(235)	Gentilucci, Domenic V	Area Manager	0864	Feb-08					
(236)	Godwin, Patrick L.	Lead Operator	0638	Jan-06	(13,089)	(13,362)	(13,635)	(13,907)	(14,180)
(237)	Gongre, Bryan K	Regional Manager	0818	Sep-07					
(238)	Gongre, Jeremy R.	Field Tech I	0301	Aug-02					
(239)	Gosnell, Scotty G.	Area Manager	0639	Jan-06					
(240)	Grainger Jr, Leroy	Field Technician I	0610	Aug-05					
(241)	Hamilton, Don L.	Operator II	0868	Feb-08					
(242)	Hasty, Donald L.	Lead Operator	0739	Mar-07					
(243)	Hermano, Rodel R	Field Tech I	0802	Aug-07					
(244)	Hogue, Raymond H.	Operator II	0771	May-07					
(245)	Hollister, Jimmie H.	Field Technician II	0612	Aug-05					
(246)	Inclima, Luke John	Operator II	0461	Jul-04					
(247)	Keys, Thomas E.	Lead Operator	9834	Aug-98					
(248)	Lorenzo, Alexander	Operator II	0014	Jan-00					
(249)	Marinelli, John A.	Area Manager	0509	Feb-05					
(250)	McPhee, Allison S.	Lead Operator	0448	Jun-04					
(251)	Morrell, Matthew J.	Field Technician II	0808	Jul-07					
(252)	Neal, William L.	Area Manager	0825	Nov-07					
(253)	Overton, Michael A.	Cross Connection Technician	0833	Nov-07					
(254)	Owens, Brian S.	Field Tech I	0741	Feb-07					
(255)	Parrish, Raymond A.	Operator II	0702	Oct-06					
(256)	Peaden II, Mark A.	Field Tech I	0730	Dec-06					
(257)	Pfouts, Steve L.	Lead Operator	0704	Sep-06					
(258)	Phillips, Christopher	Field Technician I	0503	Dec-04					
(259)	Powell, Trevor B.	Operator II	0823	Nov-07					
(260)	Radcliff, Max	Lead Operator	0423	Mar-04					
(261)	Raines, Craig A.	Operator II	0751	May-07					

**2011 RATE CASES SALARY ADJUSTMENT  
VEHICLE AVERAGES**

<b>Totals</b>		(a)	(b)	(i) (j) (k) Vehicle Accumulated Depreciation			(l)	(m)
<b>Name</b>	<b>Position</b>	<b>Vehicle Number</b>	<b>Depreciation Start</b>	<b>May-10</b>	<b>Jun-10</b>	<b>Jul-10</b>	<b>Aug-10</b>	<b>Sep-10</b>
(1) Sudduth, Donald E.	Vice President	0649	Jan-06	(\$21,898)	(\$22,312)	(\$22,725)	(\$23,138)	(\$23,551)
(2) Durham, Rick J.	Regional Vice President	0853	Nov-07	(19,644)	(20,278)	(20,911)	(21,545)	(22,179)
(3) Flynn, Patrick C.	Regional Director	0512	Feb-05	(47,429)	(48,170)	(48,911)	(49,653)	(50,394)
(4) Haws, Scotty L.	Safety and Compliance Manager	0729	Dec-06	(17,124)	(17,532)	(17,940)	(18,347)	(18,755)
(5) Alberigi, David J.	Field Technician I	0807	Jul-07	(9,873)	(10,155)	(10,437)	(10,719)	(11,001)
(6) Anderson, Daniel S.	Lead Operator	0901	Dec-08	(4,608)	(4,865)	(5,121)	(5,377)	(5,633)
(7) Austin, Arthur C.	Field Technician II	0514	Feb-05	(16,911)	(17,175)	(17,439)	(17,703)	(17,968)
(8) Bailey, Alan R.	Operator II	0220	May-02	(13,356)	(13,356)	(13,356)	(13,356)	(13,356)
(9) Boersma, David A.	Operator I	0454	Jun-04	(19,361)	(19,361)	(19,361)	(19,361)	(19,361)
(10) Brown, Donna R.	Field Technician I	0812	Jul-07	(9,891)	(10,174)	(10,456)	(10,739)	(11,021)
(11) Buono, Robert A.	Lead Operator	0831	Oct-07	(8,643)	(8,913)	(9,183)	(9,453)	(9,723)
(12) Callahan, Robert L.	Field Technician I	0726	Dec-06	(10,048)	(10,287)	(10,526)	(10,765)	(11,004)
(13) Cardinal, Anthony A.	Operator I	0657	May-06	(13,590)	(13,867)	(14,144)	(14,422)	(14,699)
(14) Carver, Nathaniel Q.	Project Manager	0659	Jul-06	(17,107)	(17,471)	(17,835)	(18,199)	(18,563)
(15) Chard, Ronald	Cross Connection Specialist	0803	Aug-07	(8,482)	(8,732)	(8,981)	(9,231)	(9,480)
(16) Cook, James H.	Lead Operator	0453	Jun-04	(23,158)	(23,158)	(23,158)	(23,158)	(23,158)
(17) Cooper, Robert K.	Field Technician III	0431	Mar-04	(25,240)	(25,240)	(25,240)	(25,240)	(25,240)
(18) Ebert, Harold	Field Technician II	0109	May-01	(19,067)	(19,067)	(19,067)	(19,067)	(19,067)
(19) Ebert, Shawn M.	Field Technician II	0455	Jun-04	(19,386)	(19,386)	(19,386)	(19,386)	(19,386)
(20) Eubanks, Brian J.	Operator II	0827	Nov-07	(7,568)	(7,812)	(8,056)	(8,300)	(8,544)
(21) Figueroa, Pedro L.	Lead Operator	0703	Sep-06	(10,852)	(11,094)	(11,335)	(11,576)	(11,817)
(22) Finch, Allan	Operator II	0102	Oct-00	(15,517)	(15,517)	(15,517)	(15,517)	(15,517)
(23) Finchirsh, Jeffrey S.	Operator I	0637	Jan-06	(14,270)	(14,540)	(14,809)	(15,078)	(15,347)
(24) Finigan, Michael A.	Field Tech I	0429	Mar-04	(18,233)	(18,233)	(18,233)	(18,233)	(18,233)
(25) Gentilucci, Domenic V.	Area Manager	0864	Feb-08	(8,700)	(9,011)	(9,322)	(9,632)	(9,943)
(26) Godwin, Patrick L.	Lead Operator	0638	Jan-06	(14,453)	(14,726)	(14,998)	(15,271)	(15,544)
(27) Gongre, Bryan K.	Regional Manager	0818	Sep-07	(13,393)	(13,799)	(14,204)	(14,610)	(15,016)
(28) Gongre, Jeremy R.	Field Tech I	0301	Aug-02	(19,053)	(19,053)	(19,053)	(19,053)	(19,053)
(29) Gosnell, Scotty G.	Area Manager	0639	Jan-06	(19,030)	(19,389)	(19,748)	(20,107)	(20,466)
(30) Grainger Jr, Leroy	Field Technician I	0610	Aug-05	(15,049)	(15,308)	(15,568)	(15,827)	(16,087)
(31) Hamilton, Don L.	Operator II	0868	Feb-08	(1,127)	(1,167)	(1,207)	(1,247)	(1,288)
(32) Hasty, Donald L.	Lead Operator	0739	Mar-07	(9,221)	(9,458)	(9,694)	(9,931)	(10,167)
(33) Hermano, Rodol R.	Field Tech I	0802	Aug-07	(8,482)	(8,732)	(8,981)	(9,231)	(9,480)
(34) Hogue, Raymond H.	Operator II	0771	May-07	(8,111)	(8,336)	(8,562)	(8,787)	(9,012)
(35) Hollister, Jimmie H.	Field Technician II	0612	Aug-05	(13,269)	(13,498)	(13,726)	(13,955)	(14,184)
(36) Inclima, Luke John	Operator II	0461	Jul-04	(16,563)	(16,797)	(16,797)	(16,797)	(16,797)
(37) Keys, Thomas E.	Lead Operator	9834	Aug-98	(16,144)	(16,144)	(16,144)	(16,144)	(16,144)
(38) Lorenzo, Alexander	Operator II	0014	Jan-00	(15,363)	(15,363)	(15,363)	(15,363)	(15,363)
(39) Marinelli, John A.	Area Manager	0509	Feb-05	(26,198)	(26,607)	(27,017)	(27,426)	(27,835)
(40) McPhee, Allison S.	Lead Operator	0448	Jun-04	(18,713)	(18,713)	(18,713)	(18,713)	(18,713)
(41) Morrell, Matthew J.	Field Technician II	0808	Jul-07	(9,891)	(10,174)	(10,456)	(10,739)	(11,021)
(42) Neal, William L.	Area Manager	0825	Nov-07	(9,639)	(9,950)	(10,261)	(10,572)	(10,883)
(43) Overton, Michael A.	Cross Connection Technician	0833	Nov-07	(8,720)	(9,001)	(9,283)	(9,564)	(9,845)
(44) Owens, Brian S.	Field Tech I	0741	Feb-07	(9,282)	(9,514)	(9,746)	(9,978)	(10,210)
(45) Parrish, Raymond A.	Operator II	0702	Oct-06	(10,719)	(10,962)	(11,206)	(11,450)	(11,693)
(46) Peaden II, Mark A.	Field Tech I	0730	Dec-06	(9,627)	(9,857)	(10,086)	(10,315)	(10,544)
(47) Pfouts, Steve L.	Lead Operator	0704	Sep-06	(10,962)	(11,206)	(11,450)	(11,693)	(11,937)
(48) Phillips, Christopher	Field Technician I	0503	Dec-04	(15,940)	(16,182)	(16,423)	(16,665)	(16,906)
(49) Powell, Trevor B.	Operator II	0823	Nov-07	(7,568)	(7,812)	(8,056)	(8,300)	(8,544)



**2011 RATE CASES SALARY ADJUSTMENT  
VEHICLE AVERAGES**

(50)	Raddliff, Max	Lead Operator	0423	Mar-04	(19,058)	(19,058)	(19,058)	(19,058)	(19,058)
(51)	Raines, Craig A.	Operator II	0751	May-07	(8,111)	(8,336)	(8,562)	(8,787)	(9,012)
(52)	Remigio, Roberto V.	Field Technician I	0824	Nov-07	(7,568)	(7,812)	(8,056)	(8,300)	(8,544)
(53)	Richardson, James P.	Field Technician I	0533	Apr-05	(15,613)	(15,864)	(16,116)	(16,368)	(16,620)
(54)	Schneider, Keith C.	Operator II	0671	Apr-06	(9,249)	(9,434)	(9,619)	(9,804)	(9,989)
(55)	Schwades, Charles G.	Area Manager	0544	May-06	(15,790)	(16,112)	(16,434)	(16,757)	(17,079)
(56)	Shoffstall, David E.	Lead Operator	0608	Aug-05	(15,745)	(16,017)	(16,288)	(16,560)	(16,831)
(57)	Shue, Mickey A.	Field Technician II	0312	Aug-02	(19,053)	(19,053)	(19,053)	(19,053)	(19,053)
(58)	Sillitoe, Kathy A.	Water Conservation Coordinator	0428	Mar-04	(27,110)	(27,110)	(27,110)	(27,110)	(27,110)
(59)	Smith, Donald D.	Field Technician II	0513	Dec-04	(20,482)	(20,793)	(21,103)	(21,413)	(21,724)
(60)	Straight, James L.	Operator I	0436	Mar-04	(18,847)	(18,847)	(18,847)	(18,847)	(18,847)
(61)	Sudol, Corey	Operator II	0636	Jan-06	(13,029)	(13,275)	(13,521)	(13,767)	(14,013)
(62)	Swegheimer, James A.	Lead Operator	0740	Mar-07	(8,896)	(9,125)	(9,353)	(9,581)	(9,809)
(63)	Szczepkowski, Stephen A.	Lead Operator	0705	Sep-06	(11,495)	(11,751)	(12,006)	(12,262)	(12,517)
(64)	Van Meter, Nathan Z.	Lead Operator	0062	Jun-00	(15,358)	(15,358)	(15,358)	(15,358)	(15,358)
(65)	Watkins, Cedric	Field Technician II	0829	Nov-07	(8,964)	(9,254)	(9,543)	(9,832)	(10,121)
(66)	White, Ronald D.	Field Technician III	0811	Jul-07	(9,873)	(10,155)	(10,437)	(10,719)	(11,001)
(67)	Wilson, Michael A.	Regional Manager	0728	Dec-06	(16,748)	(17,147)	(17,546)	(17,945)	(18,343)
(68)	Worrell, David R.	Operator II	0828	Nov-07	(7,294)	(7,529)	(7,764)	(8,000)	(8,235)
(69)	Wright, Thomas L.	Field Technician I	0731	Dec-06	(10,726)	(10,981)	(11,236)	(11,492)	(11,747)
(70)					<u>(\$985,484)</u>	<u>(\$1,000,459)</u>	<u>(\$1,015,201)</u>	<u>(\$1,029,943)</u>	<u>(\$1,044,685)</u>

2011 RATE CASES SALARY ADJUSTMENT  
VEHICLE AVERAGES

<b>Eagle Ridge</b>			(a)	(b)	(i) (j) (k) Vehicle Accumulated Depreciation			(l)	(m)
Name	Position	Vehicle Number	Depreciation Start	May-10	Jun-10	Jul-10	Aug-10	Sep-10	
(71) Sudduth, Donald E.	Vice President	0649	Jan-06	(\$207)	(\$211)	(\$215)	(\$219)	(\$223)	
(72) Durham, Rick J.	Regional Vice President	0853	Nov-07	(311)	(321)	(331)	(341)	(351)	
(73) Flynn, Patrick C.	Regional Director	0512	Feb-05	(1,262)	(1,281)	(1,301)	(1,321)	(1,340)	
(74) Haws, Scotty L.	Safety and Compliance Manager	0729	Dec-06	(271)	(278)	(284)	(291)	(297)	
(75) Alberigi, David J.	Field Technician I								
(76) Anderson, Daniel S.	Lead Operator								
(77) Austin, Arthur C.	Field Technician II								
(78) Bailey, Alan R.	Operator II								
(79) Boersma, David A.	Operator I	0454	Jun-04	(19,361)	(19,361)	(19,361)	(19,361)	(19,361)	
(80) Brown, Donna R.	Field Technician I								
(81) Buono, Robert A.	Lead Operator								
(82) Callahan, Robert L.	Field Technician I								
(83) Cardinal, Anthony A.	Operator I								
(84) Carver, Nathaniel Q.	Project Manager								
(85) Chard, Ronald	Cross Connection Specialist	0803	Aug-07	(1,196)	(1,231)	(1,266)	(1,301)	(1,336)	
(86) Cook, James H.	Lead Operator								
(87) Cooper, Robert K.	Field Technician III								
(88) Ebert, Harold	Field Technician II								
(89) Ebert, Shawn M.	Field Technician II								
(90) Eubanks, Brian J.	Operator II								
(91) Figueroa, Pedro L.	Lead Operator								
(92) Finch, Allan	Operator II								
(93) Finehirsh, Jeffrey S.	Operator I								
(94) Finigan, Michael A.	Field Tech I								
(95) Gentilucci, Domenic V	Area Manager								
(96) Godwin, Patrick L.	Lead Operator								
(97) Gongre, Bryan K.	Regional Manager								
(98) Gongre, Jeremy R.	Field Tech I								
(99) Gosnell, Scotty G.	Area Manager								
(100) Grainger Jr, Leroy	Field Technician I								
(101) Hamilton, Don L.	Operator II								
(102) Hasty, Donald L.	Lead Operator								
(103) Hermano, Rodol R	Field Tech I								
(104) Hogue, Raymond H.	Operator II								
(105) Hollister, Jimmie H.	Field Technician II								
(106) Inclima, Luke John	Operator II								
(107) Keys, Thomas E.	Lead Operator								
(108) Lorenzo, Alexander	Operator II								
(109) Marinelli, John A.	Area Manager								
(110) McPhee, Allison S.	Lead Operator								
(111) Morrell, Matthew J.	Field Technician II								
(112) Neal, William L.	Area Manager								
(113) Overton, Michael A.	Cross Connection Technician								
(114) Owens, Brian S.	Field Tech I								
(115) Parrish, Raymond A.	Operator II								
(116) Peaden II, Mark A.	Field Tech I								
(117) Pfouts, Steve L.	Lead Operator								

**2011 RATE CASES SALARY ADJUSTMENT  
VEHICLE AVERAGES**

(118)	Phillips, Christopher	Field Technician I							
(119)	Powell, Trevor B.	Operator II							
(120)	Radcliff, Max	Lead Operator	0423	Mar-04	(19,058)	(19,058)	(19,058)	(19,058)	(19,058)
(121)	Raines, Craig A.	Operator II							
(122)	Remigio, Roberto V.	Field Technician I							
(123)	Richardson, James P.	Field Technician I							
(124)	Schneider, Keith C.	Operator II							
(125)	Schwades, Charles G.	Area Manager							
(126)	Shoffstall, David E.	Lead Operator							
(127)	Shue, Mickey A.	Field Technician II							
(128)	Sillitoe, Kathy A.	Water Conservation Coordinator							
(129)	Smith, Donald D.	Field Technician II							
(130)	Straight, James L.	Operator I							
(131)	Sudol, Corey	Operator II							
(132)	Swegheimer, James A.	Lead Operator							
(133)	Szczepkowski, Stephen A.	Lead Operator							
(134)	Van Meter, Nathan Z.	Lead Operator							
(135)	Watkins, Cedric	Field Technician II							
(136)	White, Ronald D.	Field Technician III							
(137)	Wilson, Michael A.	Regional Manager	0728	Dec-06	(2,260)	(2,314)	(2,367)	(2,421)	(2,475)
(138)	Worrell, David R.	Operator II							
(139)	Wright, Thomas L.	Field Technician I							
(140)									
					<u>(\$43,926)</u>	<u>(\$44,055)</u>	<u>(\$44,185)</u>	<u>(\$44,314)</u>	<u>(\$44,443)</u>

**2011 RATE CASES SALARY ADJUSTMENT  
VEHICLE AVERAGES**

<b>Sanlando</b>		(a)	(b)	(i) (j) (k) <u>Vehicle Accumulated Depreciation</u>			(l)	(m)
<u>Name</u>	<u>Position</u>	<u>Vehicle Number</u>	<u>Depreciation Start</u>	<u>May-10</u>	<u>Jun-10</u>	<u>Jul-10</u>	<u>Aug-10</u>	<u>Sep-10</u>
(141) Sudduth, Donald E.	Vice President	0649	Jan-06	(\$1,743)	(\$1,776)	(\$1,809)	(\$1,842)	(\$1,875)
(142) Durham, Rick J.	Regional Vice President	0853	Nov-07	(2,620)	(2,705)	(2,789)	(2,874)	(2,959)
(143) Flynn, Patrick C.	Regional Director	0512	Feb-05	(10,622)	(10,788)	(10,954)	(11,120)	(11,286)
(144) Haws, Scotty L.	Safety and Compliance Manager	0729	Dec-06	(2,284)	(2,339)	(2,393)	(2,447)	(2,502)
(145) Alberigi, David J.	Field Technician I							
(146) Anderson, Daniel S.	Lead Operator							
(147) Austin, Arthur C.	Field Technician II							
(148) Bailey, Alan R.	Operator II	0220	May-02	(13,356)	(13,356)	(13,356)	(13,356)	(13,356)
(149) Boersma, David A.	Operator I							
(150) Brown, Donna R.	Field Technician I	0812	Jul-07	(7,704)	(7,924)	(8,144)	(8,365)	(8,585)
(151) Buono, Robert A.	Lead Operator							
(152) Callahan, Robert L.	Field Technician I	0726	Dec-06	(7,826)	(8,013)	(8,199)	(8,385)	(8,572)
(153) Cardinal, Anthony A.	Operator I							
(154) Carver, Nathaniel Q.	Project Manager	0659	Jul-06	(11,850)	(12,102)	(12,354)	(12,606)	(12,858)
(155) Chard, Ronald	Cross Connection Specialist							
(156) Cook, James H.	Lead Operator							
(157) Cooper, Robert K.	Field Technician III	0431	Mar-04	(19,660)	(19,660)	(19,660)	(19,660)	(19,660)
(158) Ebert, Harold	Field Technician II	0109	May-01	(19,067)	(19,067)	(19,067)	(19,067)	(19,067)
(159) Ebert, Shawn M.	Field Technician II	0455	Jun-04	(15,100)	(15,100)	(15,100)	(15,100)	(15,100)
(160) Eubanks, Brian J.	Operator II							
(161) Figueroa, Pedro L.	Lead Operator							
(162) Finch, Allan	Operator II	0102	Oct-00	(15,517)	(15,517)	(15,517)	(15,517)	(15,517)
(163) Finehirsh, Jeffrey S.	Operator I							
(164) Finigan, Michael A.	Field Tech I	0429	Mar-04	(14,202)	(14,202)	(14,202)	(14,202)	(14,202)
(165) Gentilucci, Domenic V	Area Manager							
(166) Godwin, Patrick L.	Lead Operator							
(167) Gongre, Bryan K	Regional Manager	0818	Sep-07	(6,611)	(6,812)	(7,012)	(7,213)	(7,413)
(168) Gongre, Jeremy R.	Field Tech I							
(169) Gosnell, Scotty G.	Area Manager	0639	Jan-06	(14,823)	(15,103)	(15,382)	(15,662)	(15,942)
(170) Grainger Jr, Leroy	Field Technician I	0610	Aug-05	(11,722)	(11,924)	(12,126)	(12,328)	(12,530)
(171) Hamilton, Don L.	Operator II							
(172) Hastly, Donald L.	Lead Operator	0739	Mar-07	(7,502)	(7,694)	(7,887)	(8,079)	(8,271)
(173) Hermanno, Rodel R	Field Tech I	0802	Aug-07	(6,607)	(6,801)	(6,996)	(7,190)	(7,384)
(174) Hogue, Raymond H.	Operator II							
(175) Hollister, Jimmie H.	Field Technician II							
(176) Inclima, Luke John	Operator II							
(177) Keys, Thomas E.	Lead Operator	9834	Aug-98	(16,144)	(16,144)	(16,144)	(16,144)	(16,144)
(178) Lorenzo, Alexander	Operator II	0014	Jan-00	(15,363)	(15,363)	(15,363)	(15,363)	(15,363)
(179) Marinelli, John A.	Area Manager	0509	Feb-05	(20,406)	(20,725)	(21,044)	(21,363)	(21,681)
(180) McPhee, Allison S.	Lead Operator							
(181) Morrell, Matthew J.	Field Technician II	0808	Jul-07	(7,704)	(7,924)	(8,144)	(8,365)	(8,585)
(182) Neal, William L.	Area Manager							
(183) Overton, Michael A.	Cross Connection Technician	0833	Nov-07	(3,972)	(4,100)	(4,228)	(4,356)	(4,484)
(184) Owens, Brian S.	Field Tech I							
(185) Parrish, Raymond A.	Operator II							
(186) Peaden II, Mark A.	Field Tech I							
(187) Pfouts, Steve L.	Lead Operator							

**2011 RATE CASES SALARY ADJUSTMENT  
VEHICLE AVERAGES**

(188)	Phillips, Christopher	Field Technician I							
(189)	Powell, Trevor B.	Operator II							
(190)	Radcliff, Max	Lead Operator							
(191)	Raines, Craig A.	Operator II							
(192)	Remigio, Roberto V.	Field Technician I	0824	Nov-07	(7,568)	(7,812)	(8,056)	(8,300)	(8,544)
(193)	Richardson, James P.	Field Technician I							
(194)	Schneider, Keith C.	Operator II							
(195)	Schwades, Charles G.	Area Manager							
(196)	Shofstall, David E.	Lead Operator							
(197)	Shue, Mickey A.	Field Technician II	0312	Aug-02	(15,818)	(15,818)	(15,818)	(15,818)	(15,818)
(198)	Sillitoe, Kathy A.	Water Conservation Coordinator							
(199)	Smith, Donald D.	Field Technician II							
(200)	Straight, James L.	Operator I							
(201)	Sudol, Corey	Operator II	0636	Jan-06	(13,029)	(13,275)	(13,521)	(13,767)	(14,013)
(202)	Swegheimer, James A.	Lead Operator	0740	Mar-07	(8,896)	(9,125)	(9,353)	(9,581)	(9,809)
(203)	Szczepkowski, Stephen A.	Lead Operator							
(204)	Van Meter, Nathan Z.	Lead Operator							
(205)	Watkins, Cedric	Field Technician II							
(206)	White, Ronald D.	Field Technician III							
(207)	Wilson, Michael A.	Regional Manager							
(208)	Worrell, David R.	Operator II							
(209)	Wright, Thomas L.	Field Technician I							
(210)									
					(297,717)	(301,167)	(304,617)	(308,067)	(311,518)

<b>Sandalhaven</b>		(a)	(b)	(i) Vehicle Accumulated Depreciation					
Name	Position	Vehicle Number	Depreciation Start	May-10	Jun-10	Jul-10	Aug-10	Sep-10	
(211)	Sudduth, Donald E.	Vice President	0649	Jan-06	(\$88)	(\$90)	(\$92)	(\$93)	(\$95)
(212)	Durham, Rick J.	Regional Vice President	0853	Nov-07	(133)	(137)	(141)	(146)	(150)
(213)	Flynn, Patrick C.	Regional Director	0512	Feb-05	(538)	(547)	(555)	(564)	(572)
(214)	Haws, Scotty L.	Safety and Compliance Manager	0729	Dec-06	(116)	(119)	(121)	(124)	(127)
(215)	Alberigi, David J.	Field Technician I	0807	Jul-07					
(216)	Anderson, Daniel S.	Lead Operator	0901	Dec-08					
(217)	Austin, Arthur C.	Field Technician II	0514	Feb-05					
(218)	Bailey, Alan R.	Operator II	0220	May-02					
(219)	Boersma, David A.	Operator I	0454	Jun-04					
(220)	Brown, Donna R.	Field Technician I	0812	Jul-07					
(221)	Buono, Robert A.	Lead Operator	0831	Oct-07					
(222)	Callahan, Robert L.	Field Technician I	0726	Dec-06					
(223)	Cardinal, Anthony A.	Operator I	0657	May-06					
(224)	Carver, Nathaniel Q.	Project Manager	0659	Jul-06					
(225)	Chard, Ronald	Cross Connection Specialist	0803	Aug-07	(510)	(525)	(540)	(555)	(570)
(226)	Cook, James H.	Lead Operator	0453	Jun-04					
(227)	Cooper, Robert K.	Field Technician III	0431	Mar-04					
(228)	Ebert, Harold	Field Technician II	0109	May-01					
(229)	Ebert, Shawn M.	Field Technician II	0455	Jun-04					
(230)	Eubanks, Brian J.	Operator II	0827	Nov-07					
(231)	Figueroa, Pedro L.	Lead Operator	0703	Sep-06					
(232)	Finch, Allan	Operator II	0102	Oct-00					
(233)	Finehirsh, Jeffrey S.	Operator I	0637	Jan-06					
(234)	Finigan, Michael A.	Field Tech I	0429	Mar-04					

**2011 RATE CASES SALARY ADJUSTMENT  
VEHICLE AVERAGES**

(235)	Gentilucci, Domenic V	Area Manager	0864	Feb-08					
(236)	Godwin, Patrick L.	Lead Operator	0638	Jan-06	(14,453)	(14,726)	(14,998)	(15,271)	(15,544)
(237)	Gongre, Bryan K	Regional Manager	0818	Sep-07					
(238)	Gongre, Jeremy R.	Field Tech I	0301	Aug-02					
(239)	Gosnell, Scotty G.	Area Manager	0639	Jan-06					
(240)	Grainger Jr, Leroy	Field Technician I	0610	Aug-05					
(241)	Hamilton, Don L.	Operator II	0868	Feb-08					
(242)	Hasty, Donald L.	Lead Operator	0739	Mar-07					
(243)	Hermano, Rodel R	Field Tech I	0802	Aug-07					
(244)	Hogue, Raymond H.	Operator II	0771	May-07					
(245)	Hollister, Jimmie H.	Field Technician II	0612	Aug-05					
(246)	Inclima, Luke John	Operator II	0461	Jul-04					
(247)	Keys, Thomas E.	Lead Operator	9834	Aug-98					
(248)	Lorenzo, Alexander	Operator II	0014	Jan-00					
(249)	Marinelli, John A.	Area Manager	0509	Feb-05					
(250)	McPhee, Allson S.	Lead Operator	0448	Jun-04					
(251)	Morrell, Matthew J.	Field Technician II	0808	Jul-07					
(252)	Neal, William L.	Area Manager	0825	Nov-07					
(253)	Overton, Michael A.	Cross Connection Technician	0833	Nov-07					
(254)	Owens, Brian S.	Field Tech I	0741	Feb-07					
(255)	Parrish, Raymond A.	Operator II	0702	Oct-06					
(256)	Peaden II, Mark A.	Field Tech I	0730	Dec-06					
(257)	Pfouts, Steve L.	Lead Operator	0704	Sep-06					
(258)	Phillips, Christopher	Field Technician I	0503	Dec-04					
(259)	Powell, Trevor B.	Operator II	0823	Nov-07					
(260)	Radcliff, Max	Lead Operator	0423	Mar-04					
(261)	Raines, Craig A.	Operator II	0751	May-07					

**2011 RATE CASES SALARY ADJUSTMENT  
VEHICLE AVERAGES**

<b>Totals</b>		(a)	(b)	(n)	(o)	(p)	(q)
<b>Name</b>	<b>Position</b>	<b>Vehicle Number</b>	<b>Depreciation Start</b>	<b>Oct-10</b>	<b>Nov-10</b>	<b>Dec-10</b>	<b>13-Month Average</b>
(1) Sudduth, Donald E.	Vice President	0649	Jan-06	(\$23,964)	(\$24,378)	(\$24,791)	(\$22,312)
(2) Durham, Rick J.	Regional Vice President	0853	Nov-07	(22,812)	(23,446)	(24,080)	(20,278)
(3) Flynn, Patrick C.	Regional Director	0512	Feb-05	(51,135)	(51,876)	(52,617)	(48,170)
(4) Haws, Scotty L.	Safety and Compliance Manager	0729	Dec-06	(19,163)	(19,570)	(19,978)	(17,532)
(5) Alberigi, David J.	Field Technician I	0807	Jul-07	(11,283)	(11,565)	(11,847)	(10,155)
(6) Anderson, Daniel S.	Lead Operator	0901	Dec-08	(5,889)	(6,145)	(6,401)	(4,865)
(7) Austin, Arthur C.	Field Technician II	0514	Feb-05	(18,232)	(18,496)	(18,760)	(17,175)
(8) Bailey, Alan R.	Operator II	0220	May-02	(13,356)	(13,356)	(13,356)	(13,356)
(9) Boersma, David A.	Operator I	0454	Jun-04	(19,361)	(19,361)	(19,361)	(19,051)
(10) Brown, Donna R.	Field Technician I	0812	Jul-07	(11,304)	(11,586)	(11,869)	(10,174)
(11) Buono, Robert A.	Lead Operator	0831	Oct-07	(9,993)	(10,264)	(10,534)	(8,913)
(12) Callahan, Robert L.	Field Technician I	0726	Dec-06	(11,244)	(11,483)	(11,722)	(10,287)
(13) Cardinal, Anthony A.	Operator I	0657	May-06	(14,976)	(15,254)	(15,531)	(13,867)
(14) Carver, Nathaniel Q.	Project Manager	0659	Jul-06	(18,927)	(19,291)	(19,655)	(17,471)
(15) Chard, Ronald	Cross Connection Specialist	0803	Aug-07	(9,730)	(9,979)	(10,229)	(8,732)
(16) Cook, James H.	Lead Operator	0453	Jun-04	(23,158)	(23,158)	(23,158)	(23,786)
(17) Cooper, Robert K.	Field Technician III	0431	Mar-04	(25,240)	(25,240)	(25,240)	(25,159)
(18) Ebert, Harold	Field Technician II	0109	May-01	(19,067)	(19,067)	(19,067)	(19,067)
(19) Ebert, Shawn M.	Field Technician II	0455	Jun-04	(19,386)	(19,386)	(19,386)	(19,075)
(20) Eubanks, Brian J.	Operator II	0827	Nov-07	(8,789)	(9,033)	(9,277)	(7,812)
(21) Figueroa, Pedro L.	Lead Operator	0703	Sep-06	(12,058)	(12,299)	(12,541)	(11,094)
(22) Finch, Allan	Operator II	0102	Oct-00	(15,517)	(15,517)	(15,517)	(15,517)
(23) Finehirsh, Jeffrey S.	Operator I	0637	Jan-06	(15,617)	(15,886)	(16,155)	(14,540)
(24) Finigan, Michael A	Field Tech I	0429	Mar-04	(18,233)	(18,233)	(18,233)	(18,175)
(25) Gentilucci, Domenic V	Area Manager	0864	Feb-08	(10,254)	(10,565)	(10,875)	(9,011)
(26) Godwin, Patrick L.	Lead Operator	0638	Jan-06	(15,816)	(16,089)	(16,362)	(14,726)
(27) Gongre, Bryan K	Regional Manager	0818	Sep-07	(15,422)	(15,828)	(16,234)	(13,799)
(28) Gongre, Jeremy R.	Field Tech I	0301	Aug-02	(19,053)	(19,053)	(19,053)	(19,053)
(29) Gosnell, Scotty G.	Area Manager	0639	Jan-06	(20,825)	(21,184)	(21,544)	(19,389)
(30) Grainger Jr, Leroy	Field Technician I	0610	Aug-05	(16,346)	(16,606)	(16,865)	(15,308)
(31) Hamilton, Don L.	Operator II	0868	Feb-08	(1,328)	(1,368)	(1,408)	(1,167)
(32) Hasty, Donald L.	Lead Operator	0739	Mar-07	(10,403)	(10,640)	(10,876)	(9,458)
(33) Hermano, Rodel R	Field Tech I	0802	Aug-07	(9,730)	(9,979)	(10,229)	(8,732)
(34) Hogue, Raymond H.	Operator II	0771	May-07	(9,238)	(9,463)	(9,688)	(8,336)
(35) Hollister, Jimmie H.	Field Technician II	0612	Aug-05	(14,413)	(14,642)	(14,870)	(13,498)
(36) Inclima, Luke John	Operator II	0461	Jul-04	(16,797)	(16,797)	(16,797)	(16,420)
(37) Keys, Thomas E.	Lead Operator	9834	Aug-98	(16,144)	(16,144)	(16,144)	(16,144)
(38) Lorenzo, Alexander	Operator II	0014	Jan-00	(15,363)	(15,363)	(15,363)	(15,363)
(39) Marinelli, John A.	Area Manager	0509	Feb-05	(28,245)	(28,654)	(29,063)	(26,607)
(40) McPhee, Allison S.	Lead Operator	0448	Jun-04	(18,713)	(18,713)	(18,713)	(18,413)
(41) Morrell, Matthew J.	Field Technician II	0808	Jul-07	(11,304)	(11,586)	(11,869)	(10,174)
(42) Neal, William L.	Area Manager	0825	Nov-07	(11,194)	(11,505)	(11,816)	(9,950)
(43) Overton, Michael A.	Cross Connection Technician	0833	Nov-07	(10,127)	(10,408)	(10,689)	(9,001)
(44) Owens, Brian S.	Field Tech I	0741	Feb-07	(10,442)	(10,674)	(10,906)	(9,514)
(45) Parrish, Raymond A.	Operator II	0702	Oct-06	(11,937)	(12,180)	(12,424)	(10,962)
(46) Peaden II, Mark A.	Field Tech I	0730	Dec-06	(10,774)	(11,003)	(11,232)	(9,857)
(47) Pfouts, Steve L.	Lead Operator	0704	Sep-06	(12,180)	(12,424)	(12,668)	(11,206)
(48) Phillips, Christopher	Field Technician I	0503	Dec-04	(17,148)	(17,389)	(17,630)	(16,163)
(49) Powell, Trevor B.	Operator II	0823	Nov-07	(8,789)	(9,033)	(9,277)	(7,812)

**2011 RATE CASES SALARY ADJUSTMENT  
VEHICLE AVERAGES**

(50)	Radcliff, Max	Lead Operator	0423	Mar-04	(19,058)	(19,058)	(19,058)	(18,997)
(51)	Raines, Craig A.	Operator II	0751	May-07	(9,238)	(9,463)	(9,688)	(8,336)
(52)	Remigio, Roberto V.	Field Technician I	0824	Nov-07	(8,789)	(9,033)	(9,277)	(7,812)
(53)	Richardson, James P.	Field Technician I	0533	Apr-05	(16,872)	(17,123)	(17,375)	(15,864)
(54)	Schneider, Keith C.	Operator II	0671	Apr-06	(10,174)	(10,359)	(10,544)	(9,434)
(55)	Schwades, Charles G.	Area Manager	0544	May-06	(17,401)	(17,723)	(18,046)	(16,112)
(56)	Shoffstall, David E.	Lead Operator	0608	Aug-05	(17,103)	(17,374)	(17,646)	(16,017)
(57)	Shue, Mickey A.	Field Technician II	0312	Aug-02	(19,053)	(19,053)	(19,053)	(19,053)
(58)	Sillitoe, Kathy A.	Water Conservation Coordinator	0428	Mar-04	(27,110)	(27,110)	(27,110)	(27,023)
(59)	Smith, Donald D.	Field Technician II	0513	Dec-04	(22,034)	(22,344)	(22,344)	(20,769)
(60)	Straight, James L.	Operator I	0436	Mar-04	(18,847)	(18,847)	(18,847)	(18,787)
(61)	Sudol, Corey	Operator II	0636	Jan-06	(14,258)	(14,504)	(14,750)	(13,275)
(62)	Swegheimer, James A.	Lead Operator	0740	Mar-07	(10,037)	(10,265)	(10,493)	(9,125)
(63)	Szczepkowski, Stephen A.	Lead Operator	0705	Sep-06	(12,772)	(13,028)	(13,283)	(11,751)
(64)	Van Meter, Nathan Z.	Lead Operator	0062	Jun-00	(15,358)	(15,358)	(15,358)	(15,358)
(65)	Watkins, Cedric	Field Technician II	0829	Nov-07	(10,410)	(10,699)	(10,989)	(9,254)
(66)	White, Ronald D.	Field Technician III	0811	Jul-07	(11,283)	(11,565)	(11,847)	(10,155)
(67)	Wilson, Michael A.	Regional Manager	0728	Dec-06	(18,742)	(19,141)	(19,540)	(17,147)
(68)	Worrell, David R.	Operator II	0828	Nov-07	(8,470)	(8,706)	(8,941)	(7,529)
(69)	Wright, Thomas L.	Field Technician I	0731	Dec-06	(12,003)	(12,258)	(12,513)	(10,981)
(70)					<u>(\$1,059,427)</u>	<u>(\$1,074,169)</u>	<u>(\$1,088,359)</u>	<u>(\$998,400)</u>



**2011 RATE CASES SALARY ADJUSTMENT  
VEHICLE AVERAGES**

<b>Eagle Ridge</b>		(a)	(b)	(n)	(o)	(p)	(q)
<b>Name</b>	<b>Position</b>	<b>Vehicle Number</b>	<b>Depreciation Start</b>	<b>Oct-10</b>	<b>Nov-10</b>	<b>Dec-10</b>	<b>13-Month Average</b>
(71) Sudduth, Donald E.	Vice President	0649	Jan-06	(\$227)	(\$230)	(\$234)	(\$211)
(72) Durham, Rick J.	Regional Vice President	0853	Nov-07	(361)	(371)	(382)	(321)
(73) Flynn, Patrick C.	Regional Director	0512	Feb-05	(1,360)	(1,380)	(1,400)	(1,281)
(74) Haws, Scotty L.	Safety and Compliance Manager	0729	Dec-06	(304)	(310)	(317)	(278)
(75) Alberigi, David J.	Field Technician I						-
(76) Anderson, Daniel S.	Lead Operator						-
(77) Austin, Arthur C.	Field Technician II						-
(78) Bailey, Alan R.	Operator II						-
(79) Boersma, David A.	Operator I	0454	Jun-04	(19,361)	(19,361)	(19,361)	(19,051)
(80) Brown, Donna R.	Field Technician I						-
(81) Buono, Robert A.	Lead Operator						-
(82) Callahan, Robert L.	Field Technician I						-
(83) Cardinal, Anthony A.	Operator I						-
(84) Carver, Nathaniel Q.	Project Manager						-
(85) Chard, Ronald	Cross Connection Specialist	0803	Aug-07	(1,372)	(1,407)	(1,442)	(1,231)
(86) Cook, James H.	Lead Operator						-
(87) Cooper, Robert K.	Field Technician III						-
(88) Ebert, Harold	Field Technician II						-
(89) Ebert, Shawn M.	Field Technician II						-
(90) Eubanks, Brian J.	Operator II						-
(91) Figueroa, Pedro L.	Lead Operator						-
(92) Finch, Allan	Operator II						-
(93) Finehirsh, Jeffrey S.	Operator I						-
(94) Finigan, Michael A.	Field Tech I						-
(95) Gentilucci, Domenic V	Area Manager						-
(96) Godwin, Patrick L.	Lead Operator						-
(97) Gongre, Bryan K.	Regional Manager						-
(98) Gongre, Jeremy R.	Field Tech I						-
(99) Gosnell, Scotty G.	Area Manager						-
(100) Grainger Jr, Leroy	Field Technician I						-
(101) Hamilton, Don L.	Operator II						-
(102) Hasty, Donald L.	Lead Operator						-
(103) Hermano, Rodel R.	Field Tech I						-
(104) Hogue, Raymond H.	Operator II						-
(105) Hollister, Jimmie H.	Field Technician II						-
(106) Inclima, Luke John	Operator II						-
(107) Keys, Thomas E.	Lead Operator						-
(108) Lorenzo, Alexander	Operator II						-
(109) Marinelli, John A.	Area Manager						-
(110) McPhee, Allison S.	Lead Operator						-
(111) Morrell, Matthew J.	Field Technician II						-
(112) Neal, William L.	Area Manager						-
(113) Overton, Michael A.	Cross Connection Technician						-
(114) Owens, Brian S.	Field Tech I						-
(115) Parrish, Raymond A.	Operator II						-
(116) Peaden II, Mark A.	Field Tech I						-
(117) Pfouts, Steve L.	Lead Operator						-

**2011 RATE CASES SALARY ADJUSTMENT  
VEHICLE AVERAGES**

(118)	Phillips, Christopher	Field Technician I						
(119)	Powell, Trevor B.	Operator II						
(120)	Radcliff, Max	Lead Operator	0423	Mar-04	(19,058)	(19,058)	(19,058)	(18,997)
(121)	Raines, Craig A.	Operator II						
(122)	Remigio, Roberto V.	Field Technician I						
(123)	Richardson, James P.	Field Technician I						
(124)	Schneider, Keith C.	Operator II						
(125)	Schwades, Charles G.	Area Manager						
(126)	Shoffstall, David E.	Lead Operator						
(127)	Shue, Mickey A.	Field Technician II						
(128)	Sillitoe, Kathy A.	Water Conservation Coordinator						
(129)	Smith, Donald D.	Field Technician II						
(130)	Straight, James L.	Operator I						
(131)	Sudol, Corey	Operator II						
(132)	Swegheimer, James A.	Lead Operator						
(133)	Szczepkowski, Stephen A.	Lead Operator						
(134)	Van Meter, Nathan Z.	Lead Operator						
(135)	Watkins, Cedric	Field Technician II						
(136)	White, Ronald D.	Field Technician III						
(137)	Wilson, Michael A.	Regional Manager	0728	Dec-06	(2,529)	(2,583)	(2,637)	(2,314)
(138)	Worrell, David R.	Operator II						
(139)	Wright, Thomas L.	Field Technician I						
(140)								
					<u>(\$44,572)</u>	<u>(\$44,701)</u>	<u>(\$44,830)</u>	<u>(\$43,684)</u>

**2011 RATE CASES SALARY ADJUSTMENT  
VEHICLE AVERAGES**

<b>Sanlando</b>			(a)	(b)	(n)	(o)	(p)	(q)
<b>Name</b>	<b>Position</b>	<b>Vehicle Number</b>	<b>Depreciation Start</b>	<b>Oct-10</b>	<b>Nov-10</b>	<b>Dec-10</b>	<b>13-Month Average</b>	
(141) Sudduth, Donald E.	Vice President	0649	Jan-06	(\$1,907)	(\$1,940)	(\$1,973)	(\$1,776)	
(142) Durham, Rick J.	Regional Vice President	0853	Nov-07	(3,043)	(3,128)	(3,212)	(2,705)	
(143) Flynn, Patrick C.	Regional Director	0512	Feb-05	(11,452)	(11,618)	(11,784)	(10,788)	
(144) Haws, Scotty L.	Safety and Compliance Manager	0729	Dec-06	(2,556)	(2,611)	(2,665)	(2,339)	
(145) Alberigi, David J.	Field Technician I						-	
(146) Anderson, Daniel S.	Lead Operator						-	
(147) Austin, Arthur C.	Field Technician II						-	
(148) Bailey, Alan R.	Operator II	0220	May-02	(13,356)	(13,356)	(13,356)	(13,356)	
(149) Boersma, David A.	Operator I						-	
(150) Brown, Donna R.	Field Technician I	0812	Jul-07	(8,805)	(9,025)	(9,245)	(7,924)	
(151) Buono, Robert A.	Lead Operator						-	
(152) Callahan, Robert L.	Field Technician I	0726	Dec-06	(8,758)	(8,944)	(9,131)	(8,013)	
(153) Cardinal, Anthony A.	Operator I						-	
(154) Carver, Nathaniel Q.	Project Manager	0659	Jul-06	(13,110)	(13,362)	(13,615)	(12,102)	
(155) Chard, Ronald	Cross Connection Specialist						-	
(156) Cook, James H.	Lead Operator						-	
(157) Cooper, Robert K.	Field Technician III	0431	Mar-04	(19,660)	(19,660)	(19,660)	(19,597)	
(158) Ebert, Harold	Field Technician II	0109	May-01	(19,067)	(19,067)	(19,067)	(19,067)	
(159) Ebert, Shawn M.	Field Technician II	0455	Jun-04	(15,100)	(15,100)	(15,100)	(14,858)	
(160) Eubanks, Brian J.	Operator II						-	
(161) Figueroa, Pedro L.	Lead Operator						-	
(162) Finch, Allan	Operator II	0102	Oct-00	(15,517)	(15,517)	(15,517)	(15,517)	
(163) Finchirsh, Jeffrey S.	Operator I						-	
(164) Finigan, Michael A	Field Tech I	0429	Mar-04	(14,202)	(14,202)	(14,202)	(14,157)	
(165) Gentilucci, Domenic V	Area Manager						-	
(166) Godwin, Patrick L.	Lead Operator						-	
(167) Gongre, Bryan K	Regional Manager	0818	Sep-07	(7,613)	(7,814)	(8,014)	(6,812)	
(168) Gongre, Jeremy R.	Field Tech I						-	
(169) Gosnell, Scotty G.	Area Manager	0639	Jan-06	(16,221)	(16,501)	(16,781)	(15,103)	
(170) Grainger Jr, Leroy	Field Technician I	0610	Aug-05	(12,732)	(12,934)	(13,137)	(11,924)	
(171) Hamilton, Don L.	Operator II						-	
(172) Hasty, Donald L.	Lead Operator	0739	Mar-07	(8,464)	(8,656)	(8,848)	(7,694)	
(173) Hermano, Rodel R	Field Tech I	0802	Aug-07	(7,579)	(7,773)	(7,967)	(6,801)	
(174) Hogue, Raymond H.	Operator II						-	
(175) Hollister, Jimmie H.	Field Technician II						-	
(176) Inclima, Luke John	Operator II						-	
(177) Keys, Thomas E.	Lead Operator	9834	Aug-98	(16,144)	(16,144)	(16,144)	(16,144)	
(178) Lorenzo, Alexander	Operator II	0014	Jan-00	(15,363)	(15,363)	(15,363)	(15,363)	
(179) Marinelli, John A.	Area Manager	0509	Feb-05	(22,000)	(22,319)	(22,638)	(20,725)	
(180) McPhee, Allison S.	Lead Operator						-	
(181) Morrell, Matthew J.	Field Technician II	0808	Jul-07	(8,805)	(9,025)	(9,245)	(7,924)	
(182) Neal, William L.	Area Manager						-	
(183) Overton, Michael A.	Cross Connection Technician	0833	Nov-07	(4,612)	(4,740)	(4,869)	(4,100)	
(184) Owens, Brian S.	Field Tech I						-	
(185) Parrish, Raymond A.	Operator II						-	
(186) Peaden II, Mark A.	Field Tech I						-	
(187) Pfouts, Steve L.	Lead Operator						-	

**2011 RATE CASES SALARY ADJUSTMENT  
VEHICLE AVERAGES**

(188)	Phillips, Christopher	Field Technician I						
(189)	Powell, Trevor B.	Operator II						
(190)	Radcliff, Max	Lead Operator						
(191)	Raines, Craig A.	Operator II						
(192)	Remigio, Roberto V.	Field Technician I	0824	Nov-07	(8,789)	(9,033)	(9,277)	(7,812)
(193)	Richardson, James P.	Field Technician I						
(194)	Schneider, Keith C.	Operator II						
(195)	Schwades, Charles G.	Area Manager						
(196)	Shoffstall, David E.	Lead Operator						
(197)	Shue, Mickey A.	Field Technician II	0312	Aug-02	(15,818)	(15,818)	(15,818)	(15,818)
(198)	Sillitoe, Kathy A.	Water Conservation Coordinator						
(199)	Smith, Donald D.	Field Technician II						
(200)	Straight, James L.	Operator I						
(201)	Sudol, Corey	Operator II	0636	Jan-06	(14,258)	(14,504)	(14,750)	(13,275)
(202)	Swegheimer, James A.	Lead Operator	0740	Mar-07	(10,037)	(10,265)	(10,493)	(9,125)
(203)	Szczepkowski, Stephen A.	Lead Operator						
(204)	Van Meter, Nathan Z.	Lead Operator						
(205)	Watkins, Cedric	Field Technician II						
(206)	White, Ronald D.	Field Technician III						
(207)	Wilson, Michael A.	Regional Manager						
(208)	Worrell, David R.	Operator II						
(209)	Wright, Thomas L.	Field Technician I						
(210)								
					<b>(\$314,968)</b>	<b>(\$318,418)</b>	<b>(\$321,869)</b>	<b>(\$300,816)</b>

**Sandalhaven**

		(a)	(b)	(n)	(o)	(p)	(q)
Name	Position	Vehicle Number	Depreciation Start	Oct-10	Nov-10	Dec-10	
(211)	Sudduth, Donald E.	Vice President	0649	Jan-06	(\$97)	(\$98)	(\$100)
(212)	Durham, Rick J.	Regional Vice President	0853	Nov-07	(154)	(159)	(163)
(213)	Flynn, Patrick C.	Regional Director	0512	Feb-05	(580)	(589)	(597)
(214)	Haws, Scotty L.	Safety and Compliance Manager	0729	Dec-06	(130)	(132)	(135)
(215)	Alberigi, David J.	Field Technician I	0807	Jul-07			
(216)	Anderson, Daniel S.	Lead Operator	0901	Dec-08			
(217)	Austin, Arthur C.	Field Technician II	0514	Feb-05			
(218)	Bailey, Alan R.	Operator II	0220	May-02			
(219)	Boersma, David A.	Operator I	0454	Jun-04			
(220)	Brown, Donna R.	Field Technician I	0812	Jul-07			
(221)	Buono, Robert A.	Lead Operator	0831	Oct-07			
(222)	Callahan, Robert L.	Field Technician I	0726	Dec-06			
(223)	Cardinal, Anthony A.	Operator I	0657	May-06			
(224)	Carver, Nathaniel Q.	Project Manager	0659	Jul-06			
(225)	Chard, Ronald	Cross Connection Specialist	0803	Aug-07	(585)	(600)	(615)
(226)	Cook, James H.	Lead Operator	0453	Jun-04			
(227)	Cooper, Robert K.	Field Technician III	0431	Mar-04			
(228)	Ebert, Harold	Field Technician II	0109	May-01			
(229)	Ebert, Shawn M.	Field Technician II	0455	Jun-04			
(230)	Eubanks, Brian J.	Operator II	0827	Nov-07			
(231)	Figueroa, Pedro L.	Lead Operator	0703	Sep-06			
(232)	Finch, Allan	Operator II	0102	Oct-00			
(233)	Finehirsh, Jeffrey S.	Operator I	0637	Jan-06			
(234)	Finigan, Michael A.	Field Tech I	0429	Mar-04			

**2011 RATE CASES SALARY ADJUSTMENT  
VEHICLE AVERAGES**

(235) Gentilucci, Domenic V	Area Manager	0864	Feb-08			
(236) Godwin, Patrick L.	Lead Operator	0638	Jan-06	(15,816)	(16,089)	(16,362)
(237) Gongre, Bryan K	Regional Manager	0818	Sep-07			
(238) Gongre, Jeremy R.	Field Tech I	0301	Aug-02			
(239) Gosnell, Scotty G.	Area Manager	0639	Jan-06			
(240) Grainger Jr, Leroy	Field Technician I	0610	Aug-05			
(241) Hamilton, Don L.	Operator II	0868	Feb-08			
(242) Hasty, Donald L.	Lead Operator	0739	Mar-07			
(243) Hermano, Rodel R	Field Tech I	0802	Aug-07			
(244) Hogue, Raymond H.	Operator II	0771	May-07			
(245) Hollister, Jimmie H.	Field Technician II	0612	Aug-05			
(246) Inclima, Luke John	Operator II	0461	Jul-04			
(247) Keys, Thomas E.	Lead Operator	9834	Aug-98			
(248) Lorenzo, Alexander	Operator II	0014	Jan-00			
(249) Marinelli, John A.	Area Manager	0509	Feb-05			
(250) McPhee, Allison S.	Lead Operator	0448	Jun-04			
(251) Morrell, Matthew J.	Field Technician II	0808	Jul-07			
(252) Neal, William L.	Area Manager	0825	Nov-07			
(253) Overton, Michael A.	Cross Connection Technician	0833	Nov-07			
(254) Owens, Brian S.	Field Tech I	0741	Feb-07			
(255) Parrish, Raymond A.	Operator II	0702	Oct-06			
(256) Peaden II, Mark A.	Field Tech I	0730	Dec-06			
(257) Pfouts, Steve L.	Lead Operator	0704	Sep-06			
(258) Phillips, Christopher	Field Technician I	0503	Dec-04			
(259) Powell, Trevor B.	Operator II	0823	Nov-07			
(260) Radcliff, Max	Lead Operator	0423	Mar-04			
(261) Raines, Craig A.	Operator II	0751	May-07			

**2011 RATE CASES SALARY ADJUSTMENT  
ADDITIONAL VEHICLE AVERAGES**

<b>Totals</b>			(a)
<u>Vehicle Number</u>	<u>Depreciation Start</u>	<u>Vehicle Price</u>	
(1) 0035	Mar-00	\$36,583	
(2) 0217	May-02	17,238	
(3) 0015	May-01	14,870	
(4) 0655	Mar-06	18,544	
(5) 0710	May-06	48,987	
(6) 8926	Jan-89	31,061	
(7) 0508	Feb-05	24,622	
(8) 0691	Apr-07	164,809	
(9) 0382	Oct-03	19,455	
(10) 0433	Dec-03	63,896	
(11) 0772	May-07	263,000	
(12) 0809	Jul-07	20,347	
(13) 0826	Nov-07	21,276	
(14) 0019	Jul-01	21,457	
(15) 0016	Jan-00	15,363	
(16) 0650	Jan-06	32,506	
(17) 0130	Sep-01	17,652	
(18) 0675	May-06	41,788	
(19) 0855	Nov-07	49,200	
(20) 0688	Sep-06	35,567	
(21)		<u>\$958,221</u>	

**2011 RATE CASES SALARY ADJUSTMENT  
ADDITIONAL VEHICLE AVERAGES**

**Eagle Ridge**

(a)

	<u>Vehicle Number</u>	<u>Depreciation Start</u>	<u>Vehicle Price</u>
(22)	0035	Mar-00	\$1,477
(23)	0217	May-02	696
(24)	0015	May-01	600
(25)	0655	Mar-06	749
(26)	0710	May-06	1,978
(27)	8926	Jan-89	1,254
(28)	0508	Feb-05	994
(29)	0691	Apr-07	6,654
(30)	0382	Oct-03	785
(31)	0433	Dec-03	2,580
(32)	0772	May-07	10,619
(33)	0809	Jul-07	822
(34)	0826	Nov-07	859
(35)	0019	Jul-01	866
(36)	0016	Jan-00	620
(37)	0650	Jan-06	1,312
(38)	0130	Sep-01	713
(39)	0675	May-06	1,687
(40)	0855	Nov-07	1,986
(41)	0688	Sep-06	1,436
(42)			<u>\$38,688</u>

**Sanlando**

(a)

	<u>Vehicle Number</u>	<u>Depreciation Start</u>	<u>Vehicle Price</u>
(43)	0035	Mar-00	\$12,436
(44)	0217	May-02	5,860
(45)	0015	May-01	5,055
(46)	0655	Mar-06	6,304
(47)	0710	May-06	16,652
(48)	8926	Jan-89	10,559
(49)	0508	Feb-05	8,370
(50)	0691	Apr-07	56,023
(51)	0382	Oct-03	6,613
(52)	0433	Dec-03	21,720
(53)	0772	May-07	89,401
(54)	0809	Jul-07	6,916
(55)	0826	Nov-07	7,232
(56)	0019	Jul-01	7,294
(57)	0016	Jan-00	5,222
(58)	0650	Jan-06	11,050
(59)	0130	Sep-01	6,000
(60)	0675	May-06	14,205
(61)	0855	Nov-07	16,724

**2011 RATE CASES SALARY ADJUSTMENT  
ADDITIONAL VEHICLE AVERAGES**

(62)	0688	Sep-06	<u>12,090</u>
(63)			<u>\$325,724</u>

**Sandalhaven**

(a)

	<u>Vehicle Number</u>	<u>Depreciation Start</u>	<u>Vehicle Price</u>
(64)	0035	Mar-00	\$630
(65)	0217	May-02	297
(66)	0015	May-01	256
(67)	0655	Mar-06	319
(68)	0710	May-06	844
(69)	8926	Jan-89	535
(70)	0508	Feb-05	424
(71)	0691	Apr-07	2,840
(72)	0382	Oct-03	335
(73)	0433	Dec-03	1,101
(74)	0772	May-07	4,531
(75)	0809	Jul-07	351
(76)	0826	Nov-07	367
(77)	0019	Jul-01	370
(78)	0016	Jan-00	265
(79)	0650	Jan-06	560
(80)	0130	Sep-01	304
(81)	0675	May-06	720
(82)	0855	Nov-07	848
(83)	0688	Sep-06	<u>613</u>
(84)			<u>\$16,509</u>



**2011 RATE CASES SALARY ADJUSTMENT  
ADDITIONAL VEHICLE AVERAGES**

- (a) Cost of vehicle.
- (b) A/D by month.
- (c) A/D by month.
- (d) A/D by month.
- (e) A/D by month.
- (f) A/D by month.
- (g) A/D by month.
- (h) A/D by month.
- (i) A/D by month.
- (j) A/D by month.
- (k) A/D by month.
- (l) A/D by month.
- (m) A/D by month.
- (n) A/D by month.
- (o) 13-month average (sum, columns (d) thru (p)) / 13.
- (p) Vehicle depreciation expense.
- (q) Transportation expense.

**Notes:**

amount allocated to LUSI are calculated by using the entire ERC base for which these vehicles are used, and dividing that base by LUSI's ERCs. That percentage is then multiplied by

**2011 RATE CASES SALARY ADJUSTMENT  
ADDITIONAL VEHICLE AVERAGES**

<b>Totals</b>		(a)	(b)	(c)	(d)	(e)	(f)	(g)	(h)	(i)	(j)
<b>Vehicle Number</b>	<b>Depreciation Start</b>	<b>Vehicle Price</b>	<b>Dec-09</b>	<b>Jan-10</b>	<b>Feb-10</b>	<b>Mar-10</b>	<b>Apr-10</b>	<b>May-10</b>	<b>Vehicle Accumulated Depreciation Jun-10</b>	<b>Jul-10</b>	<b>Aug-10</b>
(1)	0035	Mar-00	\$36,583	(\$36,583)	(\$36,583)	(\$36,583)	(\$36,583)	(\$36,583)	(\$36,583)	(\$36,583)	(\$36,583)
(2)	0217	May-02	17,238	(17,238)	(17,238)	(17,238)	(17,238)	(17,238)	(17,238)	(17,238)	(17,238)
(3)	0015	May-01	14,870	(14,870)	(14,870)	(14,870)	(14,870)	(14,870)	(14,870)	(14,870)	(14,870)
(4)	0655	Mar-06	18,544	(11,847)	(12,105)	(12,363)	(12,620)	(12,878)	(13,135)	(13,393)	(13,650)
(5)	0710	May-06	48,987	(29,937)	(30,617)	(31,297)	(31,978)	(32,658)	(33,338)	(34,019)	(34,699)
(6)	8926	Jan-89	31,061	(31,061)	(31,061)	(31,061)	(31,061)	(31,061)	(31,061)	(31,061)	(31,061)
(7)	0508	Feb-05	24,622	(20,176)	(20,518)	(20,860)	(21,202)	(21,544)	(21,886)	(22,228)	(22,570)
(8)	0691	Apr-07	164,809	(75,537)	(77,826)	(80,115)	(82,405)	(84,694)	(86,983)	(89,272)	(91,561)
(9)	0382	Oct-03	19,455	(19,455)	(19,455)	(19,455)	(19,455)	(19,455)	(19,455)	(19,455)	(19,455)
(10)	0433	Dec-03	63,896	(63,896)	(63,896)	(63,896)	(63,896)	(63,896)	(63,896)	(63,896)	(63,896)
(11)	0772	May-07	263,000	(116,889)	(120,542)	(124,194)	(127,847)	(131,500)	(135,153)	(138,806)	(142,458)
(12)	0809	Jul-07	20,347	(8,478)	(8,761)	(9,043)	(9,326)	(9,608)	(9,891)	(10,174)	(10,456)
(13)	0826	Nov-07	21,276	(7,683)	(7,979)	(8,274)	(8,570)	(8,865)	(9,161)	(9,456)	(9,752)
(14)	0019	Jul-01	21,457	(21,457)	(21,457)	(21,457)	(21,457)	(21,457)	(21,457)	(21,457)	(21,457)
(15)	0016	Jan-00	15,363	(15,363)	(15,363)	(15,363)	(15,363)	(15,363)	(15,363)	(15,363)	(15,363)
(16)	0650	Jan-06	32,506	(21,671)	(22,122)	(22,573)	(23,025)	(23,476)	(23,928)	(24,379)	(24,831)
(17)	0130	Sep-01	17,652	(17,652)	(17,652)	(17,652)	(17,652)	(17,652)	(17,652)	(17,652)	(17,652)
(18)	0675	May-06	41,788	(25,537)	(26,117)	(26,698)	(27,278)	(27,859)	(28,439)	(29,019)	(29,600)
(19)	0855	Nov-07	49,200	(17,766)	(18,450)	(19,133)	(19,816)	(20,500)	(21,183)	(21,866)	(22,550)
(20)	0688	Sep-06	35,567	(19,760)	(20,254)	(20,748)	(21,241)	(21,735)	(22,229)	(22,723)	(23,217)
(21)			<b>\$958,221</b>	<b>(\$592,857)</b>	<b>(\$602,866)</b>	<b>(\$612,875)</b>	<b>(\$622,884)</b>	<b>(\$632,892)</b>	<b>(\$642,901)</b>	<b>(\$652,910)</b>	<b>(\$662,919)</b>
											<b>(\$672,928)</b>

**2011 RATE CASES SALARY ADJUSTMENT  
ADDITIONAL VEHICLE AVERAGES**

<b>Eagle Ridge</b>			(a)	(b)	(c)	(d)	(e)	(f)	(g)	(h)	(i)	(j)
Vehicle Number	Depreciation Start	Vehicle Price	Dec-09	Jan-10	Feb-10	Mar-10	Apr-10	May-10	Vehicle Accumulated Depreciation			
									Jun-10	Jul-10	Aug-10	
(22) 0035	Mar-00	\$1,477	(\$1,477)	(\$1,477)	(\$1,477)	(\$1,477)	(\$1,477)	(\$1,477)	(\$1,477)	(\$1,477)	(\$1,477)	(\$1,477)
(23) 0217	May-02	696	(696)	(696)	(696)	(696)	(696)	(696)	(696)	(696)	(696)	(696)
(24) 0015	May-01	600	(600)	(600)	(600)	(600)	(600)	(600)	(600)	(600)	(600)	(600)
(25) 0655	Mar-06	749	(478)	(489)	(499)	(510)	(520)	(530)	(541)	(551)	(562)	(562)
(26) 0710	May-06	1,978	(1,209)	(1,236)	(1,264)	(1,291)	(1,319)	(1,346)	(1,373)	(1,401)	(1,428)	(1,428)
(27) 8926	Jan-89	1,254	(1,254)	(1,254)	(1,254)	(1,254)	(1,254)	(1,254)	(1,254)	(1,254)	(1,254)	(1,254)
(28) 0508	Feb-05	994	(815)	(828)	(842)	(856)	(870)	(884)	(897)	(911)	(925)	(925)
(29) 0691	Apr-07	6,654	(3,050)	(3,142)	(3,235)	(3,327)	(3,419)	(3,512)	(3,604)	(3,697)	(3,789)	(3,789)
(30) 0382	Oct-03	785	(785)	(785)	(785)	(785)	(785)	(785)	(785)	(785)	(785)	(785)
(31) 0433	Dec-03	2,580	(2,580)	(2,580)	(2,580)	(2,580)	(2,580)	(2,580)	(2,580)	(2,580)	(2,580)	(2,580)
(32) 0772	May-07	10,619	(4,719)	(4,867)	(5,014)	(5,162)	(5,309)	(5,457)	(5,604)	(5,752)	(5,899)	(5,899)
(33) 0809	Jul-07	822	(342)	(354)	(365)	(377)	(388)	(399)	(411)	(422)	(434)	(434)
(34) 0826	Nov-07	859	(310)	(322)	(334)	(346)	(358)	(370)	(382)	(394)	(406)	(406)
(35) 0019	Jul-01	866	(866)	(866)	(866)	(866)	(866)	(866)	(866)	(866)	(866)	(866)
(36) 0016	Jan-00	620	(620)	(620)	(620)	(620)	(620)	(620)	(620)	(620)	(620)	(620)
(37) 0650	Jan-06	1,312	(875)	(893)	(911)	(930)	(948)	(966)	(984)	(1,003)	(1,021)	(1,021)
(38) 0130	Sep-01	713	(713)	(713)	(713)	(713)	(713)	(713)	(713)	(713)	(713)	(713)
(39) 0675	May-06	1,687	(1,031)	(1,054)	(1,078)	(1,101)	(1,125)	(1,148)	(1,172)	(1,195)	(1,219)	(1,219)
(40) 0855	Nov-07	1,986	(717)	(745)	(772)	(800)	(828)	(855)	(883)	(910)	(938)	(938)
(41) 0688	Sep-06	1,436	(798)	(818)	(838)	(858)	(878)	(898)	(917)	(937)	(957)	(957)
(42)		\$38,688	(\$23,936)	(\$24,340)	(\$24,745)	(\$25,149)	(\$25,553)	(\$25,957)	(\$26,361)	(\$26,765)	(\$27,169)	(\$27,169)

<b>Sanlando</b>			(a)	(b)	(c)	(d)	(e)	(f)	(g)	(h)	(i)	(j)
Vehicle Number	Depreciation Start	Vehicle Price	Dec-09	Jan-10	Feb-10	Mar-10	Apr-10	May-10	Vehicle Accumulated Depreciation			
									Jun-10	Jul-10	Aug-10	
(43) 0035	Mar-00	\$12,436	(\$12,436)	(\$12,436)	(\$12,436)	(\$12,436)	(\$12,436)	(\$12,436)	(\$12,436)	(\$12,436)	(\$12,436)	(\$12,436)
(44) 0217	May-02	5,860	(5,860)	(5,860)	(5,860)	(5,860)	(5,860)	(5,860)	(5,860)	(5,860)	(5,860)	(5,860)
(45) 0015	May-01	5,955	(5,955)	(5,955)	(5,955)	(5,955)	(5,955)	(5,955)	(5,955)	(5,955)	(5,955)	(5,955)
(46) 0655	Mar-06	6,304	(4,027)	(4,115)	(4,202)	(4,290)	(4,377)	(4,465)	(4,553)	(4,640)	(4,728)	(4,728)
(47) 0710	May-06	16,652	(10,176)	(10,407)	(10,639)	(10,870)	(11,101)	(11,333)	(11,564)	(11,795)	(12,026)	(12,026)
(48) 8926	Jan-89	10,559	(10,559)	(10,559)	(10,559)	(10,559)	(10,559)	(10,559)	(10,559)	(10,559)	(10,559)	(10,559)
(49) 0508	Feb-05	8,370	(6,858)	(6,975)	(7,091)	(7,207)	(7,323)	(7,440)	(7,556)	(7,672)	(7,788)	(7,788)
(50) 0691	Apr-07	56,023	(25,677)	(26,455)	(27,233)	(28,011)	(28,790)	(29,568)	(30,346)	(31,124)	(31,902)	(31,902)
(51) 0382	Oct-03	6,613	(6,613)	(6,613)	(6,613)	(6,613)	(6,613)	(6,613)	(6,613)	(6,613)	(6,613)	(6,613)
(52) 0433	Dec-03	21,720	(21,720)	(21,720)	(21,720)	(21,720)	(21,720)	(21,720)	(21,720)	(21,720)	(21,720)	(21,720)
(53) 0772	May-07	89,401	(39,734)	(40,975)	(42,217)	(43,459)	(44,700)	(45,942)	(47,184)	(48,425)	(49,667)	(49,667)
(54) 0809	Jul-07	6,916	(2,882)	(2,978)	(3,074)	(3,170)	(3,266)	(3,362)	(3,458)	(3,554)	(3,650)	(3,650)
(55) 0826	Nov-07	7,232	(2,612)	(2,712)	(2,813)	(2,913)	(3,013)	(3,114)	(3,214)	(3,315)	(3,415)	(3,415)
(56) 0019	Jul-01	7,294	(7,294)	(7,294)	(7,294)	(7,294)	(7,294)	(7,294)	(7,294)	(7,294)	(7,294)	(7,294)
(57) 0016	Jan-00	5,222	(5,222)	(5,222)	(5,222)	(5,222)	(5,222)	(5,222)	(5,222)	(5,222)	(5,222)	(5,222)
(58) 0650	Jan-06	11,050	(7,366)	(7,520)	(7,673)	(7,827)	(7,980)	(8,134)	(8,287)	(8,441)	(8,594)	(8,594)
(59) 0130	Sep-01	6,000	(6,000)	(6,000)	(6,000)	(6,000)	(6,000)	(6,000)	(6,000)	(6,000)	(6,000)	(6,000)
(60) 0675	May-06	14,205	(8,681)	(8,878)	(9,075)	(9,273)	(9,470)	(9,667)	(9,864)	(10,062)	(10,259)	(10,259)
(61) 0855	Nov-07	16,724	(6,039)	(6,272)	(6,504)	(6,736)	(6,968)	(7,201)	(7,433)	(7,665)	(7,898)	(7,898)

**2011 RATE CASES SALARY ADJUSTMENT  
ADDITIONAL VEHICLE AVERAGES**

(62) 0688	Sep-06	12,090	(6,717)	(6,885)	(7,053)	(7,221)	(7,388)	(7,556)	(7,724)	(7,892)	(8,060)
(63)		\$325,724	(\$201,527)	(\$204,930)	(\$208,332)	(\$211,734)	(\$215,137)	(\$218,539)	(\$221,941)	(\$225,343)	(\$228,746)

<b>Sandalhaven</b>		(a)	(b)	(c)	(d)	(e)	(f)	(g)	(h) (i) (j) Vehicle Accumulated Depreciation		
Vehicle Number	Depreciation Start	Vehicle Price	Dec-09	Jan-10	Feb-10	Mar-10	Apr-10	May-10	Jun-10	Jul-10	Aug-10
(64) 0035	Mar-00	\$630	(\$630)	(\$630)	(\$630)	(\$630)	(\$630)	(\$630)	(\$630)	(\$630)	(\$630)
(65) 0217	May-02	297	(297)	(297)	(297)	(297)	(297)	(297)	(297)	(297)	(297)
(66) 0015	May-01	256	(256)	(256)	(256)	(256)	(256)	(256)	(256)	(256)	(256)
(67) 0655	Mar-06	319	(204)	(209)	(213)	(217)	(222)	(226)	(231)	(235)	(240)
(68) 0710	May-06	844	(516)	(528)	(539)	(551)	(563)	(574)	(586)	(598)	(610)
(69) 8926	Jan-89	535	(535)	(535)	(535)	(535)	(535)	(535)	(535)	(535)	(535)
(70) 0508	Feb-05	424	(348)	(354)	(359)	(365)	(371)	(377)	(383)	(389)	(395)
(71) 0691	Apr-07	2,840	(1,301)	(1,341)	(1,380)	(1,420)	(1,459)	(1,499)	(1,538)	(1,578)	(1,617)
(72) 0382	Oct-03	335	(335)	(335)	(335)	(335)	(335)	(335)	(335)	(335)	(335)
(73) 0433	Dec-03	1,101	(1,101)	(1,101)	(1,101)	(1,101)	(1,101)	(1,101)	(1,101)	(1,101)	(1,101)
(74) 0772	May-07	4,531	(2,014)	(2,077)	(2,140)	(2,203)	(2,266)	(2,329)	(2,391)	(2,454)	(2,517)
(75) 0809	Jul-07	351	(146)	(151)	(156)	(161)	(166)	(170)	(175)	(180)	(185)
(76) 0826	Nov-07	367	(132)	(137)	(143)	(148)	(153)	(158)	(163)	(168)	(173)
(77) 0019	Jul-01	370	(370)	(370)	(370)	(370)	(370)	(370)	(370)	(370)	(370)
(78) 0016	Jan-00	265	(265)	(265)	(265)	(265)	(265)	(265)	(265)	(265)	(265)
(79) 0650	Jan-06	560	(373)	(381)	(389)	(397)	(404)	(412)	(420)	(428)	(436)
(80) 0130	Sep-01	304	(304)	(304)	(304)	(304)	(304)	(304)	(304)	(304)	(304)
(81) 0675	May-06	720	(440)	(450)	(460)	(470)	(480)	(490)	(500)	(510)	(520)
(82) 0855	Nov-07	848	(306)	(318)	(330)	(341)	(353)	(365)	(377)	(389)	(400)
(83) 0688	Sep-06	613	(340)	(349)	(357)	(366)	(374)	(383)	(392)	(400)	(409)
(84)		\$16,509	(\$10,214)	(\$10,387)	(\$10,559)	(\$10,732)	(\$10,904)	(\$11,077)	(\$11,249)	(\$11,422)	(\$11,594)

**2011 RATE CASES SALARY ADJUSTMENT  
ADDITIONAL VEHICLE AVERAGES**

- (a) Cost of vehicle.
- (b) A/D by month.
- (c) A/D by month.
- (d) A/D by month.
- (e) A/D by month.
- (f) A/D by month.
- (g) A/D by month.
- (h) A/D by month.
- (i) A/D by month.
- (j) A/D by month.
- (k) A/D by month.
- (l) A/D by month.
- (m) A/D by month.
- (n) A/D by month.
- (o) 13-month average (sum, columns (d) thru (p)) / 13.
- (p) Vehicle depreciation expense.
- (q) Transportation expense.

**Notes:**

amount allocated to LUSI are calculated by using the entire ERC base for which these vehicles are used, and dividing that base by LUSI's ERCs. That percentage is then multiplied by

**2011 RATE CASES SALARY ADJUSTMENT  
ADDITIONAL VEHICLE AVERAGES**

<b>Totals</b>		(a)	(k)	(l)	(m)	(n)	(o)	(p)	(q)
Vehicle Number	Depreciation Start	Vehicle Price	Sep-10	Oct-10	Nov-10	Dec-10	13-Month Average	Simple Average	Depreciation Expense
(1) 0035	Mar-00	\$36,583	(\$36,583)	(\$36,583)	(\$36,583)	(\$36,583)	(\$36,583)	(\$36,583)	\$0
(2) 0217	May-02	17,238	(17,238)	(17,238)	(17,238)	(17,238)	(17,238)	(17,238)	-
(3) 0015	May-01	14,870	(14,870)	(14,870)	(14,870)	(14,870)	(14,870)	(14,870)	-
(4) 0655	Mar-06	18,544	(14,165)	(14,423)	(14,680)	(14,938)	(13,393)	(13,393)	3,091
(5) 0710	May-06	48,987	(36,060)	(36,740)	(37,421)	(38,101)	(34,019)	(34,019)	8,165
(6) 8926	Jan-89	31,061	(31,061)	(31,061)	(31,061)	(31,061)	(31,061)	(31,061)	-
(7) 0508	Feb-05	24,622	(23,254)	(23,596)	(23,938)	(24,280)	(22,228)	(22,228)	4,104
(8) 0691	Apr-07	164,809	(96,139)	(98,428)	(100,717)	(103,006)	(89,272)	(89,272)	27,468
(9) 0382	Oct-03	19,455	(19,455)	(19,455)	(19,455)	(19,455)	(19,455)	(19,455)	-
(10) 0433	Dec-03	63,896	(63,896)	(63,896)	(63,896)	(63,896)	(63,896)	(63,896)	-
(11) 0772	May-07	263,000	(149,764)	(153,417)	(157,069)	(160,722)	(138,806)	(138,806)	43,833
(12) 0809	Jul-07	20,347	(11,021)	(11,304)	(11,586)	(11,869)	(10,174)	(10,174)	3,391
(13) 0826	Nov-07	21,276	(10,343)	(10,638)	(10,934)	(11,229)	(9,456)	(9,456)	3,546
(14) 0019	Jul-01	21,457	(21,457)	(21,457)	(21,457)	(21,457)	(21,457)	(21,457)	-
(15) 0016	Jan-00	15,363	(15,363)	(15,363)	(15,363)	(15,363)	(15,363)	(15,363)	-
(16) 0650	Jan-06	32,506	(25,734)	(26,185)	(26,637)	(27,088)	(24,379)	(24,379)	5,418
(17) 0130	Sep-01	17,652	(17,652)	(17,652)	(17,652)	(17,652)	(17,652)	(17,652)	-
(18) 0675	May-06	41,788	(30,761)	(31,341)	(31,921)	(32,502)	(29,019)	(29,019)	6,965
(19) 0855	Nov-07	49,200	(23,916)	(24,600)	(25,283)	(25,966)	(21,866)	(21,866)	8,200
(20) 0688	Sep-06	35,567	(24,205)	(24,699)	(25,193)	(25,687)	(22,723)	(22,723)	5,928
(21)		\$958,221	(\$682,937)	(\$692,946)	(\$702,955)	(\$712,964)	(\$652,910)	(\$652,910)	\$120,108

**2011 RATE CASES SALARY ADJUSTMENT  
ADDITIONAL VEHICLE AVERAGES**

<b>Eagle Ridge</b>		(a)	(k)	(l)	(m)	(n)	(o)	(p)	(q)
<u>Vehicle Number</u>	<u>Depreciation Start</u>	<u>Vehicle Price</u>	<u>Sep-10</u>	<u>Oct-10</u>	<u>Nov-10</u>	<u>Dec-10</u>	<u>13-Month Average</u>		<u>Depreciation Expense</u>
(22) 0035	Mar-00	\$1,477	(\$1,477)	(\$1,477)	(\$1,477)	(\$1,477)	(\$1,477)		\$0
(23) 0217	May-02	696	(696)	(696)	(696)	(696)	(696)		-
(24) 0015	May-01	600	(600)	(600)	(600)	(600)	(600)		-
(25) 0655	Mar-06	749	(572)	(582)	(593)	(603)	(541)		125
(26) 0710	May-06	1,978	(1,456)	(1,483)	(1,511)	(1,538)	(1,373)		330
(27) 8926	Jan-89	1,254	(1,254)	(1,254)	(1,254)	(1,254)	(1,254)		-
(28) 0508	Feb-05	994	(939)	(953)	(966)	(980)	(897)		166
(29) 0691	Apr-07	6,654	(3,882)	(3,974)	(4,066)	(4,159)	(3,604)		1,109
(30) 0382	Oct-03	785	(785)	(785)	(785)	(785)	(785)		-
(31) 0433	Dec-03	2,580	(2,580)	(2,580)	(2,580)	(2,580)	(2,580)		-
(32) 0772	May-07	10,619	(5,047)	(5,194)	(5,342)	(5,489)	(5,604)		1,770
(33) 0809	Jul-07	822	(445)	(456)	(468)	(479)	(411)		137
(34) 0826	Nov-07	859	(418)	(430)	(441)	(453)	(382)		143
(35) 0019	Jul-01	866	(866)	(866)	(866)	(866)	(866)		-
(36) 0016	Jan-00	620	(620)	(620)	(620)	(620)	(620)		-
(37) 0650	Jan-06	1,312	(1,039)	(1,057)	(1,075)	(1,094)	(984)		219
(38) 0130	Sep-01	713	(713)	(713)	(713)	(713)	(713)		-
(39) 0675	May-06	1,687	(1,242)	(1,265)	(1,289)	(1,312)	(1,172)		281
(40) 0855	Nov-07	1,986	(966)	(993)	(1,021)	(1,048)	(883)		331
(41) 0688	Sep-06	1,436	(977)	(997)	(1,017)	(1,037)	(917)		239
(42)		<u>\$38,688</u>	<u>(\$27,573)</u>	<u>(\$27,977)</u>	<u>(\$28,381)</u>	<u>(\$28,786)</u>	<u>(\$26,361)</u>		<u>\$4,849</u>

<b>Sanlando</b>		(a)	(k)	(l)	(m)	(n)	(o)	(p)	(q)
<u>Vehicle Number</u>	<u>Depreciation Start</u>	<u>Vehicle Price</u>	<u>Sep-10</u>	<u>Oct-10</u>	<u>Nov-10</u>	<u>Dec-10</u>	<u>13-Month Average</u>		<u>Depreciation Expense</u>
(43) 0035	Mar-00	\$12,436	(\$12,436)	(\$12,436)	(\$12,436)	(\$12,436)	(\$12,436)		\$0
(44) 0217	May-02	5,860	(5,860)	(5,860)	(5,860)	(5,860)	(5,860)		-
(45) 0015	May-01	5,055	(5,055)	(5,055)	(5,055)	(5,055)	(5,055)		-
(46) 0655	Mar-06	6,304	(4,815)	(4,903)	(4,990)	(5,078)	(4,553)		42
(47) 0710	May-06	16,652	(12,258)	(12,489)	(12,720)	(12,952)	(11,564)		112
(48) 8926	Jan-89	10,559	(10,559)	(10,559)	(10,559)	(10,559)	(10,559)		-
(49) 0508	Feb-05	8,370	(7,905)	(8,021)	(8,137)	(8,253)	(7,556)		56
(50) 0691	Apr-07	56,023	(32,680)	(33,458)	(34,236)	(35,014)	(30,346)		377
(51) 0382	Oct-03	6,613	(6,613)	(6,613)	(6,613)	(6,613)	(6,613)		-
(52) 0433	Dec-03	21,720	(21,720)	(21,720)	(21,720)	(21,720)	(21,720)		-
(53) 0772	May-07	89,401	(50,909)	(52,150)	(53,392)	(54,634)	(47,184)		602
(54) 0809	Jul-07	6,916	(3,746)	(3,842)	(3,939)	(4,035)	(3,458)		47
(55) 0826	Nov-07	7,232	(3,516)	(3,616)	(3,717)	(3,817)	(3,214)		49
(56) 0019	Jul-01	7,294	(7,294)	(7,294)	(7,294)	(7,294)	(7,294)		-
(57) 0016	Jan-00	5,222	(5,222)	(5,222)	(5,222)	(5,222)	(5,222)		-
(58) 0650	Jan-06	11,050	(8,748)	(8,901)	(9,055)	(9,208)	(8,287)		74
(59) 0130	Sep-01	6,000	(6,000)	(6,000)	(6,000)	(6,000)	(6,000)		-
(60) 0675	May-06	14,205	(10,456)	(10,654)	(10,851)	(11,048)	(9,864)		96
(61) 0855	Nov-07	16,724	(8,130)	(8,362)	(8,594)	(8,827)	(7,433)		113

**2011 RATE CASES SALARY ADJUSTMENT  
ADDITIONAL VEHICLE AVERAGES**

(62) 0688	Sep-06	12,090	(8,228)	(8,396)	(8,564)	(8,732)	(7,724)	81
(63)		\$325,724	(\$232,148)	(\$235,550)	(\$238,953)	(\$242,355)	(\$221,941)	\$1,648

<b>Sandalhaven</b>		(a)	(k)	(l)	(m)	(n)	(o)	(p)	(q)
Vehicle Number	Depreciation Start	Vehicle Price	Sep-10	Oct-10	Nov-10	Dec-10		Simple Average	Depreciation Expense
(64) 0035	Mar-00	\$630	(\$630)	(\$630)	(\$630)	(\$630)		(\$630)	\$0
(65) 0217	May-02	297	(297)	(297)	(297)	(297)		(297)	-
(66) 0015	May-01	256	(256)	(256)	(256)	(256)		(256)	-
(67) 0655	Mar-06	319	(244)	(248)	(253)	(257)		(231)	53
(68) 0710	May-06	844	(621)	(633)	(645)	(656)		(586)	141
(69) 8926	Jan-89	535	(535)	(535)	(535)	(535)		(535)	-
(70) 0508	Feb-05	424	(401)	(407)	(412)	(418)		(383)	71
(71) 0691	Apr-07	2,840	(1,656)	(1,696)	(1,735)	(1,775)		(1,538)	473
(72) 0382	Oct-03	335	(335)	(335)	(335)	(335)		(335)	-
(73) 0433	Dec-03	1,101	(1,101)	(1,101)	(1,101)	(1,101)		(1,101)	-
(74) 0772	May-07	4,531	(2,580)	(2,643)	(2,706)	(2,769)		(2,391)	755
(75) 0809	Jul-07	351	(190)	(195)	(200)	(204)		(175)	58
(76) 0826	Nov-07	367	(178)	(183)	(188)	(193)		(163)	61
(77) 0019	Jul-01	370	(370)	(370)	(370)	(370)		(370)	-
(78) 0016	Jan-00	265	(265)	(265)	(265)	(265)		(265)	-
(79) 0650	Jan-06	560	(443)	(451)	(459)	(467)		(420)	93
(80) 0130	Sep-01	304	(304)	(304)	(304)	(304)		(304)	-
(81) 0675	May-06	720	(530)	(540)	(550)	(560)		(500)	120
(82) 0855	Nov-07	848	(412)	(424)	(436)	(447)		(377)	141
(83) 0688	Sep-06	613	(417)	(426)	(434)	(443)		(392)	102
(84)		\$16,509	(\$11,766)	(\$11,939)	(\$12,111)	(\$12,284)		(\$11,249)	\$2,069



**2011 RATE CASES SALARY ADJUSTMENT  
ADDITIONAL VEHICLE AVERAGES**

- (a) Cost of vehicle.
- (b) A/D by month.
- (c) A/D by month.
- (d) A/D by month.
- (e) A/D by month.
- (f) A/D by month.
- (g) A/D by month.
- (h) A/D by month.
- (i) A/D by month.
- (j) A/D by month.
- (k) A/D by month.
- (l) A/D by month.
- (m) A/D by month.
- (n) A/D by month.
- (o) 13-month average (sum, columns (d) thru (p)) / 13.
- (p) Vehicle depreciation expense.
- (q) Transportation expense.

**Notes:**

amount allocated to LUSI are calculated by using the entire ERC base for which these vehicles are used, and dividing that base by LUSI's ERCs. That percentage is then multiplied by

**2011 RATE CASES SALARY ADJUSTMENT  
ADDITIONAL VEHICLE AVERAGES**

w/p d

<b>Totals</b>		(a)	(r)
<u>Vehicle Number</u>	<u>Depreciation Start</u>	<u>Vehicle Price</u>	<u>Transportation Expense</u>
(1) 0035	Mar-00	\$36,583	\$6,081
(2) 0217	May-02	17,238	6,081
(3) 0015	May-01	14,870	6,081
(4) 0655	Mar-06	18,544	6,081
(5) 0710	May-06	48,987	6,081
(6) 8926	Jan-89	31,061	6,081
(7) 0508	Feb-05	24,622	6,081
(8) 0691	Apr-07	164,809	6,081
(9) 0382	Oct-03	19,455	6,081
(10) 0433	Dec-03	63,896	6,081
(11) 0772	May-07	263,000	6,081
(12) 0809	Jul-07	20,347	6,081
(13) 0826	Nov-07	21,276	6,081
(14) 0019	Jul-01	21,457	6,081
(15) 0016	Jan-00	15,363	6,081
(16) 0650	Jan-06	32,506	6,081
(17) 0130	Sep-01	17,652	6,081
(18) 0675	May-06	41,788	6,081
(19) 0855	Nov-07	49,200	6,081
(20) 0688	Sep-06	35,567	6,081
(21)		<u>\$958,221</u>	<u>\$121,618</u>

**2011 RATE CASES SALARY ADJUSTMENT  
ADDITIONAL VEHICLE AVERAGES**

w/p d

<b>Eagle Ridge</b>		(a)	(r)
<u>Vehicle Number</u>	<u>Depreciation Start</u>	<u>Vehicle Price</u>	<u>Transportation Expense</u>
(22) 0035	Mar-00	\$1,477	\$246
(23) 0217	May-02	696	246
(24) 0015	May-01	600	246
(25) 0655	Mar-06	749	246
(26) 0710	May-06	1,978	246
(27) 8926	Jan-89	1,254	246
(28) 0508	Feb-05	994	246
(29) 0691	Apr-07	6,654	246
(30) 0382	Oct-03	785	246
(31) 0433	Dec-03	2,580	246
(32) 0772	May-07	10,619	246
(33) 0809	Jul-07	822	246
(34) 0826	Nov-07	859	246
(35) 0019	Jul-01	866	246
(36) 0016	Jan-00	620	246
(37) 0650	Jan-06	1,312	246
(38) 0130	Sep-01	713	246
(39) 0675	May-06	1,687	246
(40) 0855	Nov-07	1,986	246
(41) 0688	Sep-06	1,436	246
(42)		<u>\$38,688</u>	<u>\$4,910</u>

<b>Sanlando</b>		(a)	(r)
<u>Vehicle Number</u>	<u>Depreciation Start</u>	<u>Vehicle Price</u>	<u>Transportation Expense</u>
(43) 0035	Mar-00	\$12,436	\$83
(44) 0217	May-02	5,860	83
(45) 0015	May-01	5,055	83
(46) 0655	Mar-06	6,304	83
(47) 0710	May-06	16,652	83
(48) 8926	Jan-89	10,559	83
(49) 0508	Feb-05	8,370	83
(50) 0691	Apr-07	56,023	83
(51) 0382	Oct-03	6,613	83
(52) 0433	Dec-03	21,720	83
(53) 0772	May-07	89,401	83
(54) 0809	Jul-07	6,916	83
(55) 0826	Nov-07	7,232	83
(56) 0019	Jul-01	7,294	83
(57) 0016	Jan-00	5,222	83
(58) 0650	Jan-06	11,050	83
(59) 0130	Sep-01	6,000	83
(60) 0675	May-06	14,205	83
(61) 0855	Nov-07	16,724	83

**2011 RATE CASES SALARY ADJUSTMENT  
ADDITIONAL VEHICLE AVERAGES**

w/p d

(62)	0688	Sep-06	<u>12,090</u>	<u>83</u>
(63)			<u>\$325,724</u>	<u>\$1,669</u>

<b>Sandalhaven</b>		(a)	(r)	
<u>Vehicle Number</u>	<u>Depreciation Start</u>	<u>Vehicle Price</u>	<u>Transportation Expense</u>	
(64)	0035	Mar-00	\$630	\$105
(65)	0217	May-02	297	105
(66)	0015	May-01	256	105
(67)	0655	Mar-06	319	105
(68)	0710	May-06	844	105
(69)	8926	Jan-89	535	105
(70)	0508	Feb-05	424	105
(71)	0691	Apr-07	2,840	105
(72)	0382	Oct-03	335	105
(73)	0433	Dec-03	1,101	105
(74)	0772	May-07	4,531	105
(75)	0809	Jul-07	351	105
(76)	0826	Nov-07	367	105
(77)	0019	Jul-01	370	105
(78)	0016	Jan-00	265	105
(79)	0650	Jan-06	560	105
(80)	0130	Sep-01	304	105
(81)	0675	May-06	720	105
(82)	0855	Nov-07	848	105
(83)	0688	Sep-06	<u>613</u>	<u>105</u>
(84)			<u>\$16,509</u>	<u>\$2,095</u>

**2011 RATE CASES SALARY ADJUSTMENT  
ADDITIONAL VEHICLE AVERAGES**

w/p d

- (a) Cost of vehicle.
- (b) A/D by month.
- (c) A/D by month.
- (d) A/D by month.
- (e) A/D by month.
- (f) A/D by month.
- (g) A/D by month.
- (h) A/D by month.
- (i) A/D by month.
- (j) A/D by month.
- (k) A/D by month.
- (l) A/D by month.
- (m) A/D by month.
- (n) A/D by month.
- (o) 13-month average (sum, columns (d) thru (p)) / 13.
- (p) Vehicle depreciation expense.
- (q) Transportation expense.

**Notes:**

amount allocated to LUSI are calculated by using the entire ERC base for which these vehicles are used, and dividing that base by LUSI's ERCs. That percentage is then multiplied by

**2011 RATE CASES SALARY ADJUSTMENT  
TRANSPORTATION EXPENSES**

w/p e

	<u>Object Account</u>	<u>Account Description</u>		(a) <u>TY Total</u>
(1)	6215	FUEL	per TB	\$1,477,124
(2)	6220	AUTO REPAIR/TIRES	per TB	812,357
(3)	6225	AUTO LICENSES	per TB	62,616
(4)	6230	OTHER TRANS EXPENSES	per TB	13,367
(5)		TRANSPORTATION EXPENSES	sum, lines (1) thru (4)	<u>\$2,365,464</u>
(6)		# of Vehicles	per operations	389
(7)		Transportation Expense per Vehicle	line (5) / line (6)	<u>\$6,081</u>

**2011 RATE CASES SALARY ADJUSTMENT  
BENEFITS**

w/p f

	<u>Object Account</u>	<u>Account Description</u>		(a) <u>TY Total</u>
(1)	5630	HEALTH & DENTAL PREMIUMS	per TB	\$557,988
(2)	5635	DENTAL INS REIMBURSEMENTS	per TB	
(3)	5640	EMP PENSIONS & BENEFITS	per TB	
(4)	5645	EMPLOYEE INS DEDUCTIONS	per TB	(1,161,271)
(5)	5650	HEALTH COSTS & OTHER	per TB	25,896
(6)	5655	HEALTH INS REIMBURSEMENTS	per TB	3,642,883
(7)	5660	OTHER EMP BENEFITS	per TB	55,674
(8)	5670	TERM LIFE INS	per TB	154,506
(9)	5675	TERM LIFE INS-OPT	per TB	(26,087)
(10)	5680	DEPEND LIFE INS-OPT	per TB	(2,911)
(11)	5685	SUPPLEMENTAL LIFE INS	per TB	
	5690	TUITION	per TB	63,436
(12)		EMPLOYEE BENEFITS	sum, lines (1) thru (12)	<u>\$3,310,114</u>
(13)		# of Full Time Employees	per payroll	390
(14)		Benefits per Employee	line (13) / line (14)	<u>\$8,487</u>

ERC COUNT 12/10  
CORPORATE

w/p g

<u>Company</u>	<u>ERC</u>	<u>ERC Percentage</u>
00110	2,677.00	1.01%
00111	437.00	0.17%
00112	53.00	0.02%
00113	258.60	0.10%
00114	362.50	0.14%
00117	82.50	0.03%
00118	751.00	0.28%
00119	3,058.10	1.16%
00120	345.00	0.13%
00121	2,064.00	0.78%
00122	1,406.50	0.53%
00123	348.00	0.13%
00124	288.00	0.11%
00125	195.00	0.07%
00126	68.00	0.03%
00127	220.00	0.08%
00128	2,336.50	0.89%
00129	243.00	0.09%
00130	455.20	0.17%
00131	968.80	0.37%
00132	118.00	0.04%
00133	637.00	0.24%
00134	357.00	0.14%
00150	6,172.60	2.34%
00151	372.00	0.14%
00152	1,825.00	0.69%
00181	378.40	0.14%
00182	31,516.40	11.95%
00183	12,823.20	4.86%
00187	3,003.00	1.14%
00188	3,353.00	1.27%
00190	353.00	0.13%
00191	2,687.53	1.02%
00192	256.00	0.10%
00220	553.00	0.21%
00241	2,094.20	0.79%
00242	251.00	0.10%
00246	1,664.50	0.63%
00248	2,412.70	0.91%
00249	2,493.60	0.95%
00250	3,355.00	1.27%
00251	12,255.80	4.65%
00252	9,392.10	3.56%
00254	753.30	0.29%
00255	20,994.40	7.96%
00256	1,064.10	0.40%
00257	438.40	0.17%
00259	1,520.80	0.58%
00260	2,718.00	1.03%
00262	353.80	0.13%
00286	924.00	0.35%
00287	1,491.00	0.57%
00288	2,200.50	0.83%



**ERC COUNT 12/10  
CORPORATE**

**w/p g**

<u>Company</u>	<u>ERC</u>	<u>ERC Percentage</u>
00300	1,002.60	0.38%
00315	775.50	0.29%
00316	2,315.00	0.88%
00317	3,347.50	1.27%
00332	169.00	0.06%
00333	5,486.50	2.08%
00345	7,375.90	2.80%
00356	10,092.50	3.83%
00357	12,611.80	4.78%
00385	10,173.40	3.86%
00386	2,080.00	0.79%
00400	20,535.40	7.79%
00401	6,760.50	2.56%
00402	171.00	0.06%
00403	1,081.60	0.41%
00406	3,435.00	1.30%
00425	8,667.60	3.29%
00450	3,335.50	1.26%
00451	4,519.70	1.71%
00452	584.00	0.22%
00453	11,576.10	4.39%
00900	271.00	0.10%
	<u>263,767.13</u>	

ERC COUNT 12/10  
RVP ALLOCATED EMPLOYEES

w/p g-1

<u>Company</u>	<u>ERC</u>	<u>RC Percentage</u>
00241	2,094.2	1.33%
00242	251.0	0.16%
00246	1,664.5	1.06%
00248	2,412.7	1.53%
00249	2,493.6	1.58%
00250	3,355.0	2.13%
00251	12,255.8	7.79%
00252	9,392.1	5.97%
00254	753.3	0.48%
00255	20,994.4	13.34%
00256	1,064.1	0.68%
00257	438.4	0.28%
00259	1,520.8	0.97%
00260	2,718.0	1.73%
00262	353.8	0.22%
00356	10,092.5	6.41%
00357	12,611.8	8.01%
00385	10,173.4	6.46%
00386	2,080.0	1.32%
00400	20,535.4	13.05%
00401	6,760.5	4.30%
00402	171.0	0.11%
00403	1,081.6	0.69%
00406	3,435.0	2.18%
00425	8,667.6	5.51%
00450	3,335.5	2.12%
00451	4,519.7	2.87%
00452	584.0	0.37%
00453	11,576.1	7.36%
	<u>157,385.8</u>	

ERC COUNT 12/10  
RVP ALLOCATED EMPLOYEES

w/p g-2

<u>Company</u>	<u>ERC</u>	<u>RC Percentage</u>
00241	2,094.2	2.23%
00242	251.0	0.27%
00246	1,664.5	1.78%
00248	2,412.7	2.57%
00249	2,493.6	2.66%
00250	3,355.0	3.58%
00251	12,255.8	13.07%
00252	9,392.1	10.02%
00254	753.3	0.80%
00255	20,994.4	22.40%
00256	1,064.1	1.14%
00257	438.4	0.47%
00259	1,520.8	1.62%
00260	2,718.0	2.90%
00262	353.8	0.38%
00400	20,535.4	21.91%
00401	6,760.5	7.21%
00402	171.0	0.18%
00403	1,081.6	1.15%
00406	3,435.0	3.66%
	<u>93,745.2</u>	

ERC COUNT 12/10  
RVP ALLOCATED EMPLOYEES

w/p g-3

<u>Company</u>	<u>ERC</u>	<u>ERC Percentage</u>
00241	2,094.2	3.39%
00242	251.0	0.41%
00246	1,664.5	2.70%
00248	2,412.7	3.91%
00249	2,493.6	4.04%
00250	3,355.0	5.43%
00251	12,255.8	19.84%
00252	9,392.1	15.21%
00254	753.3	1.22%
00255	20,994.4	33.99%
00256	1,064.1	1.72%
00257	438.4	0.71%
00259	1,520.8	2.46%
00260	2,718.0	4.40%
00262	353.8	0.57%
	<u>61,761.7</u>	<u>100.00%</u>

ERC COUNT 12/10  
 FLORIDA FIELD EMPLOYEES  
 (a)

w/p h

(a)	(b)		(c)	(d)	
	System		ERC Count (1)	Percentage to Total	
	251100 Four Lakes	W	67.0	0.43%	
	251101 Lake Saunders	W	43.0	0.28%	
	251102 LUSI South	W	3,099.8	19.90%	
	251103 LUSI South	S	3,023.8	19.42%	
	251106 LUSI North	W	6,022.2	38.67%	78.69%
	252129 Golden Hills	W	524.2	3.37%	
	252130 Golden Hills	S	76.4	0.49%	3.86%
	260100 Utilities Inc Of Pennbrooke	W	1,473.0	9.46%	
	260101 Utilities Inc Of Pennbrooke	S	1,245.0	7.99%	17.45%
			<u>15,574.4</u>	<u>100.00%</u>	<u>100.00%</u>

	System		ERC Count (1)	Percentage to Total	
	252129 Golden Hills	W	524.2	15.80%	
	252130 Golden Hills	S	76.4	2.30%	18.10%
	260100 Utilities Inc Of Pennbrooke	W	1,473.0	44.39%	
	260101 Utilities Inc Of Pennbrooke	S	1,245.0	37.52%	81.90%
			<u>3,318.6</u>	<u>100.00%</u>	<u>100.00%</u>

(a)	(b)	(c)	(d)
	<b>System</b>	<b>ERC Count (1)</b>	<b>Percentage to Total</b>
	251100 Four Lakes	W 67.0	0.43%
	251101 Lake Saunders	W 43.0	0.28%
	251102 LUSI South	W 3,099.8	19.90%
	251103 LUSI South	S 3,023.8	19.42%
	251104 LUSI South	R	
	251106 LUSI North	W 6,022.2	38.67%
			78.69%
	252129 Golden Hills	W 524.2	3.37%
	252130 Golden Hills	S 76.4	0.49%
			3.86%
	260100 Utilities Inc Of Pennbrooke	W 1,473.0	9.46%
	260101 Utilities Inc Of Pennbrooke	S 1,245.0	7.99%
			17.45%
		<b>15,574.4</b>	<b>100.00%</b>
			<b>100.00%</b>
	<b>System</b>	<b>ERC Count (1)</b>	<b>Percentage to Total</b>
	255100 Sanlando Utilities Corp	W 11,792.8	56.17%
	255101 Sanlando Utilities Corp	S 9,170.6	43.68%
	255102 Sanlando Utilities Corp	R 31.0	0.15%
			100.00%
		<b>20,994.4</b>	<b>100.00%</b>
			<b>100.00%</b>
	<b>System</b>	<b>ERC Count (1)</b>	<b>Percentage to Total</b>
	249100 Utilities Inc of Eagle Ridge	S 1,585.6	63.59%
	249101 Cross Creek	S 908.0	36.41%
			100.00%
		<b>2,493.6</b>	<b>100.00%</b>
			<b>100.00%</b>
	<b>System</b>	<b>ERC Count (1)</b>	<b>Percentage to Total</b>
	246100 Utilities Inc of Longwood	S 1,664.5	6.18%
			6.18%
	252110 Weathersfield	W 1,159.0	4.30%
	252111 Weathersfield	S 1,147.5	4.26%
	252113 Oakland Shores	W 229.5	0.85%
	252114 Little Wekiva	W 57.0	0.21%
	252115 Park Ridge	W 99.0	0.37%
	252116 Phillips	W 80.0	0.30%
	252117 Crystal Lake	W 171.0	0.63%
	252118 Ravenna Park	W 340.0	1.26%
	252119 Ravenna Park	S 240.0	0.89%
	252121 Bear Lake Manor	W 217.5	0.81%
	252122 Jansen	W 252.5	0.94%
	252123 Crescent Heights	W 258.5	0.96%
	252124 Davis Shores	W 43.0	0.16%
			15.93%
	255100 Sanlando Utilities Corp	W 11,792.8	
	255101 Sanlando Utilities Corp	S 9,170.6	
	255102 Sanlando Utilities Corp	R 31.0	
			77.89%
			77.89%
		<b>26,953.4</b>	<b>100.00%</b>
			<b>100.00%</b>
	<b>System</b>	<b>ERC Count (1)</b>	<b>Percentage to Total</b>
	259100 Labrador Utilities Inc	W 766.5	50.40%
	259101 Labrador Utilities Inc	S 754.3	49.60%
			100.00%
		<b>1,520.80</b>	<b>100.00%</b>
			<b>100.00%</b>
	<b>System</b>	<b>ERC Count (1)</b>	<b>Percentage to Total</b>
	246100 Utilities Inc of Longwood	S 1,664.5	6.18%
			6.18%
	252110 Weathersfield	W 1,159.0	4.30%
	252111 Weathersfield	S 1,147.5	4.26%
	252113 Oakland Shores	W 229.5	0.85%
	252114 Little Wekiva	W 57.0	0.21%
	252115 Park Ridge	W 99.0	0.37%
	252116 Phillips	W 80.0	0.30%
	252117 Crystal Lake	W 171.0	0.63%
	252118 Ravenna Park	W 340.0	1.26%
	252119 Ravenna Park	S 240.0	0.89%
	252121 Bear Lake Manor	W 217.5	0.81%
	252122 Jansen	W 252.5	0.94%
	252123 Crescent Heights	W 258.5	0.96%
	252124 Davis Shores	W 43.0	0.16%
			15.93%
	255100 Sanlando Utilities Corp	W 11,792.8	43.75%

(a)	(b)	(c)	(d)		
	255101 Sanlando Utilities Corp	S	9,170.6	34.02%	
	255102 Sanlando Utilities Corp	R	31.0	0.12%	77.89%
			<b>26,953.40</b>	<b>100.00%</b>	<b>100.00%</b>
	<b>System</b>		<b>ERC Count (1)</b>	<b>Percentage to Total</b>	
	Utilities Inc of Florida				
	252106 Orangewood	W	1,734.3	38.57%	
	252107 Orangewood	S	158.0	3.51%	
	252125 Summertree	W	1,187.4	26.40%	
	252126 Summertree	S	986.4	21.93%	
	252128 Lake Tarpon	W	430.9	9.58%	100.00%
			<b>4,497.0</b>	<b>100.00%</b>	<b>100.00%</b>
	<b>System</b>		<b>ERC Count (1)</b>	<b>Percentage to Total</b>	
	246100 Utilities Inc of Longwood	S	1,664.5	5.49%	5.49%
	250100 Mid-County Services Inc	S	3,355.0	11.07%	11.07%
	252110 Weathersfield	W	1,159.0	3.82%	
	252111 Weathersfield	S	1,147.5	3.79%	
	252113 Oakland Shores	W	229.5	0.76%	
	252114 Little Wekiva	W	57.0	0.19%	
	252115 Park Ridge	W	99.0	0.33%	
	252116 Phillips	W	80.0	0.26%	
	252117 Crystal Lake	W	171.0	0.56%	
	252118 Ravenna Park	W	340.0	1.12%	
	252119 Ravenna Park	S	240.0	0.79%	
	252121 Bear Lake Manor	W	217.5	0.72%	
	252122 Jansen	W	252.5	0.83%	
	252123 Crescent Heights	W	258.5	0.85%	
	252124 Davis Shores	W	43.0	0.14%	
	255100 Sanlando Utilities Corp	W	11,792.8	38.91%	
	255101 Sanlando Utilities Corp	S	9,170.6	30.26%	
	255102 Sanlando Utilities Corp	R	31.0	0.10%	69.27%
			<b>30,308.4</b>	<b>100.00%</b>	<b>85.83%</b>
	<b>System</b>		<b>ERC Count (1)</b>	<b>Percentage to Total</b>	
	241100 Tierra Verde Utilities Inc	S	2,094.2	11.84%	11.84%
	242100 Lake Placid Utilities Inc	W	125.5	0.71%	
	242101 Lake Placid Utilities Inc	S	125.5	0.71%	1.42%
	248100 Cypress Lakes Utilities Inc	W	1,257.6	7.11%	
	248101 Cypress Lakes Utilities Inc	S	1,155.1	6.53%	13.64%
	249100 Utilities Inc of Eagle Ridge	S	1,585.6	8.96%	
	249101 Cross Creek	S	908.0	5.13%	14.10%
	250100 Mid-County Services Inc	S	3,355.0	18.97%	18.97%
	252106 Orangewood	W	1,734.3	9.80%	
	252107 Orangewood	S	158.0	0.89%	
	252125 Summertree	W	1,187.4	6.71%	
	252126 Summertree	S	986.4	5.58%	
	252128 Lake Tarpon	W	430.9	2.44%	25.42%
	256100 Util Inc of Sandalhaven	S	1,064.1	6.02%	6.02%
	259100 Labrador Utilities Inc	W	766.5	4.33%	
	259101 Labrador Utilities Inc	S	754.3	4.26%	8.60%
			<b>17,688.4</b>	<b>100.00%</b>	<b>100.00%</b>
	<b>System</b>		<b>ERC Count (1)</b>	<b>Percentage to Total</b>	
	257100 Bayside Utility Services Inc	W	220.2	27.80%	
	257101 Bayside Utility Services Inc	S	218.2	27.54%	55.34%
	262100 Sandy Creek Utility Serv Inc	W	193.8	24.46%	
	262101 Sandy Creek Utility Serv Inc	S	160.0	20.20%	44.66%
			<b>792.2</b>	<b>100.00%</b>	<b>100.00%</b>

(a)	(b)	(c)	(d)
	System	ERC Count (1)	Percentage to Total
	246100 Utilities Inc of Longwood	S 1,664.5	6.18% 6.18%
	252110 Weathersfield	W 1,159.0	4.30%
	252111 Weathersfield	S 1,147.5	4.26%
	252113 Oakland Shores	W 229.5	0.85%
	252114 Little Wekiva	W 57.0	0.21%
	252115 Park Ridge	W 99.0	0.37%
	252116 Phillips	W 80.0	0.30%
	252117 Crystal Lake	W 171.0	0.63%
	252118 Ravenna Park	W 340.0	1.26%
	252119 Ravenna Park	S 240.0	0.89%
	252121 Bear Lake Manor	W 217.5	0.81%
	252122 Jansen	W 252.5	0.94%
	252123 Crescent Heights	W 258.5	0.96%
	252124 Davis Shores	W 43.0	0.16% 15.93%
	255100 Sanlando Utilities Corp	W 11,792.8	43.75%
	255101 Sanlando Utilities Corp	S 9,170.6	34.02%
	255102 Sanlando Utilities Corp	R 31.0	0.12% 77.89%
		<b>26,953.4</b>	<b>100.00% 100.00%</b>

	System	ERC Count (1)	Percentage to Total
	255100 Sanlando Utilities Corp	W 11,792.8	99.74%
	255102 Sanlando Utilities Corp	R 31.0	0.26% 100.00%
		<b>11,823.8</b>	<b>100.00% 100.00%</b>

	System	ERC Count (1)	Percentage to Total
	246100 Utilities Inc of Longwood	S 1,664.5	6.18% 6.18%
	252110 Weathersfield	W 1,159.0	4.30%
	252111 Weathersfield	S 1,147.5	4.26%
	252113 Oakland Shores	W 229.5	0.85%
	252114 Little Wekiva	W 57.0	0.21%
	252115 Park Ridge	W 99.0	0.37%
	252116 Phillips	W 80.0	0.30%
	252117 Crystal Lake	W 171.0	0.63%
	252118 Ravenna Park	W 340.0	1.26%
	252119 Ravenna Park	S 240.0	0.89%
	252121 Bear Lake Manor	W 217.5	0.81%
	252122 Jansen	W 252.5	0.94%
	252123 Crescent Heights	W 258.5	0.96%
	252124 Davis Shores	W 43.0	0.16% 15.93%
	255100 Sanlando Utilities Corp	W 11,792.8	43.75%
	255101 Sanlando Utilities Corp	S 9,170.6	34.02%
	255102 Sanlando Utilities Corp	R 31.0	0.12% 77.89%
		<b>26,953.4</b>	<b>100.00% 100.00%</b>

	System	ERC Count (1)	Percentage to Total
	251100 Four Lakes	W 67.0	0.55%
	251101 Lake Saunders	W 43.0	0.35%
	251102 LUSI South	W 3,099.8	25.29%
	251103 LUSI South	S 3,023.8	24.67%
	251106 LUSI North	W 6,022.2	49.14% 100.00%
		<b>12,255.8</b>	<b>100.00% 100.00%</b>

	System	ERC Count (1)	Percentage to Total
	252110 Weathersfield	W 1,159.0	26.99%
	252111 Weathersfield	S 1,147.5	26.72%
	252113 Oakland Shores	W 229.5	5.34%
	252114 Little Wekiva	W 57.0	1.33%
	252115 Park Ridge	W 99.0	2.31%
	252116 Phillips	W 80.0	1.86%
	252117 Crystal Lake	W 171.0	3.98%
	252118 Ravenna Park	W 340.0	7.92%
	252119 Ravenna Park	S 240.0	5.59%
	252121 Bear Lake Manor	W 217.5	5.06%
	252122 Jansen	W 252.5	5.88%
	252123 Crescent Heights	W 258.5	6.02%
	252124 Davis Shores	W 43.0	1.00% 100.00%



(a)	(b)	(c)	(d)
		4,294.5	100.00% 100.00%
	<b>System</b>	<b>ERC Count (1)</b>	<b>Percentage to Total</b>
	255100 Sanlando Utilities Corp	W 11,792.8	56.17%
	255101 Sanlando Utilities Corp	S 9,170.6	43.68%
	255102 Sanlando Utilities Corp	R 31.0	0.15% 100.00%
		20,994.4	100.00% 100.00%
	<b>System</b>	<b>ERC Count (1)</b>	<b>Percentage to Total</b>
	241100 Tierra Verde Utilities Inc	S 2,094.2	21.06% 21.06%
	250100 Mid-County Services Inc	S 3,355.0	33.73% 33.73%
	252106 Orangewood	W 1,734.3	17.44%
	252107 Orangewood	S 158.0	1.59%
	252125 Summertree	W 1,187.4	11.94%
	252126 Summertree	S 986.4	9.92%
	252128 Lake Tarpon	W 430.9	4.33% 45.21%
		9,946.2	100.00% 100.00%
	<b>System</b>	<b>ERC Count (1)</b>	<b>Percentage to Total</b>
	246100 Utilities Inc of Longwood	S 1,664.5	6.18% 6.18%
	252110 Weathersfield	W 1,159.0	4.30%
	252111 Weathersfield	S 1,147.5	4.26%
	252113 Oakland Shores	W 229.5	0.85%
	252114 Little Wekiva	W 57.0	0.21%
	252115 Park Ridge	W 99.0	0.37%
	252116 Phillips	W 80.0	0.30%
	252117 Crystal Lake	W 171.0	0.63%
	252118 Ravenna Park	W 340.0	1.26%
	252119 Ravenna Park	S 240.0	0.89%
	252121 Bear Lake Manor	W 217.5	0.81%
	252122 Jansen	W 252.5	0.94%
	252123 Crescent Heights	W 258.5	0.96%
	252124 Davis Shores	W 43.0	0.16% 15.93%
	255100 Sanlando Utilities Corp	W 11,792.8	43.75%
	255101 Sanlando Utilities Corp	S 9,170.6	34.02%
	255102 Sanlando Utilities Corp	R 31.0	0.12% 77.89%
		26,953.4	100.00% 100.00%
	<b>System</b>	<b>ERC Count (1)</b>	<b>Percentage to Total</b>
	251100 Four Lakes	W 67.0	0.43%
	251101 Lake Saunders	W 43.0	0.28%
	251102 LUSI South	W 3,099.8	19.90%
	251103 LUSI South	S 3,023.8	19.42%
	251106 LUSI North	W 6,022.2	38.67% 78.69%
	252129 Golden Hills	W 524.2	3.37%
	252130 Golden Hills	S 76.4	0.49% 3.86%
	260100 Utilities Inc Of Pennbrooke	W 1,473.0	9.46%
	260101 Utilities Inc Of Pennbrooke	S 1,245.0	7.99% 17.45%
		15,574.4	100.00% 100.00%
	<b>System</b>	<b>ERC Count (1)</b>	<b>Percentage to Total</b>
	256100 Util Inc of Sandalhaven	S 1,064.1	100.00% 100.00%
		1,064.1	100.00% 100.00%
	<b>System</b>	<b>ERC Count (1)</b>	<b>Percentage to Total</b>
	246100 Utilities Inc of Longwood	S 1,664.5	3.91% 3.91%
	251100 Four Lakes	W 67.0	0.16%
	251101 Lake Saunders	W 43.0	0.10%
	251102 LUSI South	W 3,099.8	7.29%
	251103 LUSI South	S 3,023.8	7.11%
	251106 LUSI North	W 6,022.2	14.16% 28.82%
	252110 Weathersfield	W 1,159.0	2.73%

(a)	(b)	(c)	(d)		
	252111 Weathersfield	S	1,147.5	2.70%	
	252113 Oakland Shores	W	229.5	0.54%	
	252114 Little Wekiva	W	57.0	0.13%	
	252115 Park Ridge	W	99.0	0.23%	
	252116 Phillips	W	80.0	0.19%	
	252117 Crystal Lake	W	171.0	0.40%	
	252118 Ravenna Park	W	340.0	0.80%	
	252119 Ravenna Park	S	240.0	0.56%	
	252121 Bear Lake Manor	W	217.5	0.51%	
	252122 Jansen	W	252.5	0.59%	
	252123 Crescent Heights	W	258.5	0.61%	
	252124 Davis Shores	W	43.0	0.10%	
	252129 Golden Hills	W	524.2	1.23%	
	252130 Golden Hills	S	76.4	0.18%	11.51%
	255100 Sanlando Utilities Corp	W	11,792.8	27.73%	
	255101 Sanlando Utilities Corp	S	9,170.6	21.56%	
	255102 Sanlando Utilities Corp	R	31.0	0.07%	49.37%
	260100 Utilities Inc Of Pennbrooke	W	1,473.0	3.46%	
	260101 Utilities Inc Of Pennbrooke	S	1,245.0	2.93%	6.39%
			<b>42,527.8</b>	<b>100.00%</b>	<b>100.00%</b>

System		ERC Count (1)	Percentage to Total		
252106	Orangewood	W	1,734.3	22.66%	
252107	Orangewood	S	158.0	2.06%	
252125	Summertree	W	1,187.4	15.51%	
252126	Summertree	S	986.4	12.89%	
252128	Lake Tarpon	W	430.9	5.63%	58.76%
257100	Bayside Utility Services Inc	W	220.2	2.88%	
257101	Bayside Utility Services Inc	S	218.2	2.85%	5.73%
260100	Utilities Inc Of Pennbrooke	W	1,473.0	19.25%	
260101	Utilities Inc Of Pennbrooke	S	1,245.0	16.27%	35.51%
			<b>7,653.4</b>	<b>100.00%</b>	<b>100.00%</b>

System		ERC Count (1)	Percentage to Total		
246100	Utilities Inc of Longwood	S	1,664.5	6.18%	6.18%
252110	Weathersfield	W	1,159.0	4.30%	
252111	Weathersfield	S	1,147.5	4.26%	
252113	Oakland Shores	W	229.5	0.85%	
252114	Little Wekiva	W	57.0	0.21%	
252115	Park Ridge	W	99.0	0.37%	
252116	Phillips	W	80.0	0.30%	
252117	Crystal Lake	W	171.0	0.63%	
252118	Ravenna Park	W	340.0	1.26%	
252119	Ravenna Park	S	240.0	0.89%	
252121	Bear Lake Manor	W	217.5	0.81%	
252122	Jansen	W	252.5	0.94%	
252123	Crescent Heights	W	258.5	0.96%	
252124	Davis Shores	W	43.0	0.16%	15.93%
255100	Sanlando Utilities Corp	W	11,792.8	43.75%	
255101	Sanlando Utilities Corp	S	9,170.6	34.02%	
255102	Sanlando Utilities Corp	R	31.0	0.12%	77.89%
			<b>26,953.4</b>	<b>100.00%</b>	<b>100.00%</b>

System		ERC Count (1)	Percentage to Total		
246100	Utilities Inc of Longwood	S	1,664.5	6.18%	6.18%
252110	Weathersfield	W	1,159.0	4.30%	
252111	Weathersfield	S	1,147.5	4.26%	
252113	Oakland Shores	W	229.5	0.85%	
252114	Little Wekiva	W	57.0	0.21%	
252115	Park Ridge	W	99.0	0.37%	
252116	Phillips	W	80.0	0.30%	
252117	Crystal Lake	W	171.0	0.63%	
252118	Ravenna Park	W	340.0	1.26%	
252119	Ravenna Park	S	240.0	0.89%	
252121	Bear Lake Manor	W	217.5	0.81%	
252122	Jansen	W	252.5	0.94%	

(a)	(b)	(c)	(d)		
	252123 Crescent Heights	W	258.5	0.96%	
	252124 Davis Shores	W	43.0	0.16%	15.93%
	255100 Sanlando Utilities Corp	W	11,792.8	43.75%	
	255101 Sanlando Utilities Corp	S	9,170.6	34.02%	
	255102 Sanlando Utilities Corp	R	31.0	0.12%	77.89%
			<b>26,953.4</b>	<b>100.00%</b>	<b>100.00%</b>
	<b>System</b>		<b>ERC Count (t)</b>	<b>Percentage to Total</b>	
	248100 Cypress Lakes Utilities Inc	W	1,257.6	31.97%	
	248101 Cypress Lakes Utilities Inc	S	1,155.1	29.37%	61.34%
	259100 Labrador Utilities Inc	W	766.5	19.49%	
	259101 Labrador Utilities Inc	S	754.3	19.18%	38.66%
			<b>3,933.5</b>	<b>100.00%</b>	<b>100.00%</b>
	<b>System</b>		<b>ERC Count (t)</b>	<b>Percentage to Total</b>	
	246100 Utilities Inc of Longwood	S	1,664.5	6.45%	6.45%
	252110 Weathersfield	W	1,159.0	4.49%	
	252113 Oakland Shores	W	229.5	0.89%	
	252114 Little Wekiva	W	57.0	0.22%	
	252115 Park Ridge	W	99.0	0.38%	
	252116 Phillips	W	80.0	0.31%	
	252117 Crystal Lake	W	171.0	0.66%	
	252118 Ravenna Park	W	340.0	1.32%	
	252119 Ravenna Park	S	240.0	0.93%	
	252121 Bear Lake Manor	W	217.5	0.84%	
	252122 Jansen	W	252.5	0.98%	
	252123 Crescent Heights	W	258.5	1.00%	
	252124 Davis Shores	W	43.0	0.17%	12.19%
	255100 Sanlando Utilities Corp	W	11,792.8	45.70%	
	255101 Sanlando Utilities Corp	S	9,170.6	35.54%	
	255102 Sanlando Utilities Corp	R	31.0	0.12%	81.36%
			<b>25,805.9</b>	<b>100.00%</b>	<b>100.00%</b>
	<b>System</b>		<b>ERC Count (t)</b>	<b>Percentage to Total</b>	
	246100 Utilities Inc of Longwood	S	1,664.5	6.18%	6.18%
	252110 Weathersfield	W	1,159.0	4.30%	
	252111 Weathersfield	S	1,147.5	4.26%	
	252113 Oakland Shores	W	229.5	0.85%	
	252114 Little Wekiva	W	57.0	0.21%	
	252115 Park Ridge	W	99.0	0.37%	
	252116 Phillips	W	80.0	0.30%	
	252117 Crystal Lake	W	171.0	0.63%	
	252118 Ravenna Park	W	340.0	1.26%	
	252119 Ravenna Park	S	240.0	0.89%	
	252121 Bear Lake Manor	W	217.5	0.81%	
	252122 Jansen	W	252.5	0.94%	
	252123 Crescent Heights	W	258.5	0.96%	
	252124 Davis Shores	W	43.0	0.16%	15.93%
	255100 Sanlando Utilities Corp	W	11,792.8	43.75%	
	255101 Sanlando Utilities Corp	S	9,170.6	34.02%	
	255102 Sanlando Utilities Corp	R	31.0	0.12%	77.89%
			<b>26,953.4</b>	<b>100.00%</b>	<b>100.00%</b>
	<b>System</b>		<b>ERC Count (t)</b>	<b>Percentage to Total</b>	
	246100 Utilities Inc of Longwood	S	1,664.5	36.41%	36.41%
	252110 Weathersfield		1,159.0	25.35%	
	252113 Oakland Shores		229.5	5.02%	
	252114 Little Wekiva		57.0	1.25%	
	252115 Park Ridge		99.0	2.17%	
	252116 Phillips		80.0	1.75%	
	252117 Crystal Lake		171.0	3.74%	
	252118 Ravenna Park		340.0	7.44%	
	252121 Bear Lake Manor		217.5	4.76%	
	252122 Jansen		252.5	5.52%	
	252123 Crescent Heights		258.5	5.65%	

(a)	(b)	(c)	(d)	
	252124 Davis Shores	43.0	0.94%	63.59%
		<u>4,571.5</u>	<u>100%</u>	<u>100%</u>
	<b>System</b>	<b>ERC Count (1)</b>	<b>Percentage to Total</b>	
	246100 Utilities Inc of Longwood	S 1,664.5	10.05%	10.05%
	251100 Four Lakes	W 67.0	0.40%	
	251101 Lake Sounders	W 43.0	0.26%	
	251102 LUSI South	W 3,099.8	18.73%	
	251106 LUSI North	W 6,022.2	36.38%	55.77%
	252110 Weathersfield	W 1,159.0	7.00%	
	252113 Oakland Shores	W 229.5	1.39%	
	252114 Little Wekiva	W 57.0	0.34%	
	252115 Park Ridge	W 99.0	0.60%	
	252116 Phillips	W 80.0	0.48%	
	252117 Crystal Lake	W 171.0	1.03%	
	252118 Ravenna Park	W 340.0	2.05%	
	252121 Bear Lake Manor	W 217.5	1.31%	
	252122 Jansen	W 252.5	1.53%	
	252123 Crescent Heights	W 258.5	1.56%	
	252124 Davis Shores	W 43.0	0.26%	
	252129 Golden Hills	W 524.2	3.17%	20.73%
	254101 Hutchinson Island Irrigat Co	W 753.3	4.55%	4.55%
	260100 Utilities Inc Of Pennbrooke	W 1,473.0	8.90%	8.90%
		<u>16,554.0</u>	<u>100.00%</u>	<u>100.00%</u>
	<b>System</b>	<b>ERC Count (1)</b>	<b>Percentage to Total</b>	
	241100 Tierra Verde Utilities Inc	S 2,094.2	38.43%	38.43%
	250100 Mid-County Services Inc	S 3,355.0	61.57%	61.57%
		<u>5,449.2</u>	<u>100.00%</u>	<u>100.00%</u>
	<b>System</b>	<b>ERC Count (1)</b>	<b>Percentage to Total</b>	
	255100 Sanlando Utilities Corp	W 11,792.8	56.17%	
	255101 Sanlando Utilities Corp	S 9,170.6	43.68%	
	255102 Sanlando Utilities Corp	R 31.0	0.15%	100.00%
		<u>20,994.4</u>	<u>100.00%</u>	<u>100.00%</u>
	<b>System</b>	<b>ERC Count (1)</b>	<b>Percentage to Total</b>	
	255100 Sanlando Utilities Corp	W 11,792.8	56.17%	
	255101 Sanlando Utilities Corp	S 9,170.6	43.68%	
	255102 Sanlando Utilities Corp	R 31.0	0.15%	100.00%
		<u>20,994.4</u>	<u>100.00%</u>	<u>100.00%</u>
	<b>System</b>	<b>ERC Count (1)</b>	<b>Percentage to Total</b>	
	246100 Utilities Inc of Longwood	S 1,664.5	6.18%	6.18%
	252110 Weathersfield	W 1,159.0	4.30%	
	252111 Weathersfield	S 1,147.5	4.26%	
	252113 Oakland Shores	W 229.5	0.85%	
	252114 Little Wekiva	W 57.0	0.21%	
	252115 Park Ridge	W 99.0	0.37%	
	252116 Phillips	W 80.0	0.30%	
	252117 Crystal Lake	W 171.0	0.63%	
	252118 Ravenna Park	W 340.0	1.26%	
	252119 Ravenna Park	S 240.0	0.89%	
	252121 Bear Lake Manor	W 217.5	0.81%	
	252122 Jansen	W 252.5	0.94%	
	252123 Crescent Heights	W 258.5	0.96%	
	252124 Davis Shores	W 43.0	0.16%	15.93%
	255100 Sanlando Utilities Corp	W 11,792.8	43.75%	
	255101 Sanlando Utilities Corp	S 9,170.6	34.02%	
	255102 Sanlando Utilities Corp	R 31.0	0.12%	77.89%
		<u>26,953.4</u>	<u>100.00%</u>	<u>100.00%</u>
	<b>System</b>	<b>ERC Count (1)</b>	<b>Percentage to Total</b>	

(a)	(b)	(c)	(d)		
260100	Utilities Inc Of Pennbrooke	W	1,473.0	54.19%	
260101	Utilities Inc Of Pennbrooke	S	1,245.0	45.81%	100.00%
			<u>2,718.0</u>	<u>100.00%</u>	<u>100.00%</u>
	<b>System</b>		<b>ERC Count (1)</b>	<b>Percentage to Total</b>	
246100	Utilities Inc of Longwood	S	1,664.5	6.18%	6.18%
252110	Weathersfield	W	1,159.0	4.30%	
252111	Weathersfield	S	1,147.5	4.26%	
252113	Oakland Shores	W	229.5	0.85%	
252114	Little Wekiva	W	57.0	0.21%	
252115	Park Ridge	W	99.0	0.37%	
252116	Phillips	W	80.0	0.30%	
252117	Crystal Lake	W	171.0	0.63%	
252118	Ravenna Park	W	340.0	1.26%	
252119	Ravenna Park	S	240.0	0.89%	
252121	Bear Lake Manor	W	217.5	0.81%	
252122	Jansen	W	252.5	0.94%	
252123	Crescent Heights	W	258.5	0.96%	
252124	Davis Shores	W	43.0	0.16%	15.93%
255100	Sanlando Utilities Corp	W	11,792.8	43.75%	
255101	Sanlando Utilities Corp	S	9,170.6	34.02%	
255102	Sanlando Utilities Corp	R	31.0	0.12%	77.89%
			<u>26,953.4</u>	<u>100.00%</u>	<u>100.00%</u>
	<b>System</b>		<b>ERC Count (1)</b>	<b>Percentage to Total</b>	
242100	Lake Placid Utilities Inc	W	125.5	3.30%	
242101	Lake Placid Utilities Inc	S	125.5	3.30%	6.59%
249100	Utilities Inc of Eagle Ridge	S	1,585.6	41.63%	
249101	Cross Creek	S	908.0	23.84%	65.47%
256100	Util Inc of Sandalhaven	S	1,064.1	27.94%	27.94%
			<u>3,808.7</u>	<u>100.00%</u>	<u>100.00%</u>
	<b>System</b>		<b>ERC Count (1)</b>	<b>Percentage to Total</b>	
241100	Tierra Verde Utilities Inc	S	2,094.2	14.27%	14.27%
248100	Cypress Lakes Utilities Inc	W	1,257.6	8.57%	
248101	Cypress Lakes Utilities Inc	S	1,155.1	7.87%	16.44%
250100	Mid-County Services Inc	S	3,355.0	22.87%	22.87%
252106	Orangewood	W	1,734.3	11.82%	
252107	Orangewood	S	158.0	1.08%	
252125	Summertree	W	1,187.4	8.09%	
252126	Summertree	S	986.4	6.72%	
252128	Lake Tarpon	W	430.9	2.94%	30.65%
257100	Bayside Utility Services Inc	W	220.2	1.50%	
257101	Bayside Utility Services Inc	S	218.2	1.49%	2.99%
259100	Labrador Utilities Inc	W	766.5	5.22%	
259101	Labrador Utilities Inc	S	754.3	5.14%	10.37%
262100	Sandy Creek Utility Serv Inc	W	193.8	1.32%	
262101	Sandy Creek Utility Serv Inc	S	160.0	1.09%	2.41%
			<u>14,671.9</u>	<u>100.00%</u>	<u>100.00%</u>
	<b>System</b>		<b>ERC Count (1)</b>	<b>Percentage to Total</b>	
251100	Four Lakes	W	67.0	0.26%	
251101	Lake Saunders	W	43.0	0.17%	
251102	LUSI South	W	3,099.8	11.94%	
251104	LUSI South	R			
251106	LUSI North	W	6,022.2	23.20%	35.56%
252110	Weathersfield	W	1,159.0	4.46%	
252113	Oakland Shores	W	229.5	0.88%	
252114	Little Wekiva	W	57.0	0.22%	
252115	Park Ridge	W	99.0	0.38%	
252116	Phillips	W	80.0	0.31%	

(a)	(b)	(c)	(d)		
	252117 Crystal Lake	W	171.0	0.66%	
	252118 Ravenna Park	W	340.0	1.31%	
	252121 Bear Lake Manor	W	217.5	0.84%	
	252122 Jansen	W	252.5	0.97%	
	252123 Crescent Heights	W	258.5	1.00%	
	252124 Davis Shores	W	43.0	0.17%	
	252129 Golden Hills	W	524.2	2.02%	13.22%
	255100 Sanlando Utilities Corp	W	11,792.8	45.43%	
	255102 Sanlando Utilities Corp	R	31.0	0.12%	45.55%
	260100 Utilities Inc Of Pennbrooke	W	1,473.0	5.67%	5.67%
			<b>25,960.0</b>	<b>100.00%</b>	<b>100.00%</b>
	<b>System</b>		<b>ERC Count (1)</b>	<b>Percentage to Total</b>	
	252106 Orangewood	W	1,734.3	32.79%	
	252107 Orangewood	S	158.0	2.99%	
	252125 Summertree	W	1,187.4	22.45%	
	252126 Summertree	S	986.4	18.65%	
	252128 Lake Tarpon	W	430.9	8.15%	85.02%
	257100 Bayside Utility Services Inc	W	220.2	4.16%	
	257101 Bayside Utility Services Inc	S	218.2	4.13%	8.29%
	262100 Sandy Creek Utility Serv Inc	W	193.8	3.66%	
	262101 Sandy Creek Utility Serv Inc	S	160.0	3.03%	6.69%
			<b>5,289.2</b>	<b>100.00%</b>	<b>100.00%</b>
	<b>System</b>		<b>ERC Count (1)</b>	<b>Percentage to Total</b>	
	251100 Four Lakes	W	67.0	0.45%	
	251101 Lake Saunders	W	43.0	0.29%	
	251102 LUSI South	W	3,099.8	20.70%	
	251103 LUSI South	S	3,023.8	20.19%	
	251106 LUSI North	W	6,022.2	40.22%	81.85%
	260100 Utilities Inc Of Pennbrooke	W	1,473.0	9.84%	
	260101 Utilities Inc Of Pennbrooke	S	1,245.0	8.31%	18.15%
			<b>14,973.8</b>	<b>100.00%</b>	<b>100.00%</b>
	<b>System</b>		<b>ERC Count (1)</b>	<b>Percentage to Total</b>	
	257100 Bayside Utility Services Inc	W	220.2	27.80%	
	257101 Bayside Utility Services Inc	S	218.2	27.54%	55.34%
	262100 Sandy Creek Utility Serv Inc	W	193.8	24.46%	
	262101 Sandy Creek Utility Serv Inc	S	160.0	20.20%	44.66%
			<b>792.2</b>	<b>100.00%</b>	<b>100.00%</b>
	<b>System</b>		<b>ERC Count (1)</b>	<b>Percentage to Total</b>	
	251100 Four Lakes	W	67.0	0.43%	
	251101 Lake Saunders	W	43.0	0.28%	
	251102 LUSI South	W	3,099.8	19.90%	
	251103 LUSI South	S	3,023.8	19.42%	
	251104 LUSI South	R			
	251106 LUSI North	W	6,022.2	38.67%	78.69%
	252129 Golden Hills	W	524.2	3.37%	
	252130 Golden Hills	S	76.4	0.49%	3.86%
	260100 Utilities Inc Of Pennbrooke	W	1,473.0	9.46%	
	260101 Utilities Inc Of Pennbrooke	S	1,245.0	7.99%	17.45%
			<b>15,574.4</b>	<b>100.00%</b>	<b>100.00%</b>
	<b>System</b>		<b>ERC Count (1)</b>	<b>Percentage to Total</b>	
	246100 Utilities Inc of Longwood	S	1,664.5	10.05%	10.05%
	251100 Four Lakes	W	67.0	0.40%	
	251101 Lake Saunders	W	43.0	0.26%	
	251102 LUSI South	W	3,099.8	18.73%	
	251106 LUSI North	W	6,022.2	36.38%	55.77%
	252110 Weathersfield	W	1,159.0	7.00%	

(a)	(b)	(c)	(d)
	252113 Oakland Shores	W	229.5 1.39%
	252114 Little Wekiva	W	57.0 0.34%
	252115 Park Ridge	W	99.0 0.60%
	252116 Phillips	W	80.0 0.48%
	252117 Crystal Lake	W	171.0 1.03%
	252118 Ravenna Park	W	340.0 2.05%
	252121 Bear Lake Manor	W	217.5 1.31%
	252122 Jansen	W	252.5 1.53%
	252123 Crescent Heights	W	258.5 1.56%
	252124 Davis Shores	W	43.0 0.26%
	252129 Golden Hills	W	524.2 3.17%
	254101 ACME FL Legends Irrigation	W	753.3 4.55%
	260100 Utilities Inc Of Pennbrooke	W	1,473.0 8.90%
			20.73%
			<b>16,554.0 100.00% 100.00%</b>
	<b>System</b>		<b>ERC Count (1) Percentage to Total</b>
	251100 Four Lakes	W	67.0 0.55%
	251101 Lake Saunders	W	43.0 0.35%
	251102 LUSI South	W	3,099.8 25.29%
	251103 LUSI South	S	3,023.8 24.67%
	251104 LUSI South	R	
	251106 LUSI North	W	6,022.2 49.14%
			<b>12,255.8 100.00% 100.00%</b>
	<b>System</b>		<b>ERC Count (1) Percentage to Total</b>
	249100 Utilities Inc of Eagle Ridge		1,585.6 63.59%
	249101 Cross Creek	S	908.0 36.41%
			<b>2,493.6 100.00% 100.00%</b>
	<b>System</b>		<b>ERC Count (1) Percentage to Total</b>
	251100 Four Lakes	W	67.0 0.55%
	251101 Lake Saunders	W	43.0 0.35%
	251102 LUSI South	W	3,099.8 25.29%
	251103 LUSI South	S	3,023.8 24.67%
	251104 LUSI South	R	
	251106 LUSI North	W	6,022.2 49.14%
			<b>12,255.8 100.00% 100.00%</b>
	<b>System</b>		<b>ERC Count (1) Percentage to Total</b>
	255100 Sanlando Utilities Corp	W	11,792.8 99.74%
	255102 Sanlando Utilities Corp	S	31.0 0.26%
			<b>11,823.8 100.00% 100.00%</b>
	<b>System</b>		<b>ERC Count (1) Percentage to Total</b>
	251100 Four Lakes	W	67.0 0.43%
	251101 Lake Saunders	W	43.0 0.28%
	251102 LUSI South	W	3,099.8 19.90%
	251103 LUSI South	S	3,023.8 19.42%
	251104 LUSI South	R	
	251106 LUSI North	W	6,022.2 38.67%
	252129 Golden Hills	W	524.2 3.37%
	252130 Golden Hills	S	76.4 0.49%
	260100 Utilities Inc Of Pennbrooke	W	1,473.0 9.46%
	260101 Utilities Inc Of Pennbrooke	S	1,245.0 7.99%
			<b>15,574.4 100.00% 100.00%</b>
	<b>System</b>		<b>ERC Count (1) Percentage to Total</b>
	252106 Orangewood	W	1,734.3 38.57%
	252107 Orangewood	S	158.0 3.51%
	252125 Summertree	W	1,187.4 26.40%
	252126 Summertree	S	986.4 21.93%
	252128 Lake Tarpon	W	430.9 9.58%
			<b>4,497.0 100.00% 100.00%</b>
	<b>System</b>		<b>ERC Count (1) Percentage to Total</b>

(a)	(b)	(c)	(d)
	251100 Four Lakes	W	67.0 0.43%
	251101 Lake Saunders	W	43.0 0.28%
	251102 LUSI South	W	3,099.8 19.90%
	251103 LUSI South	S	3,023.8 19.42%
	251106 LUSI North	W	6,022.2 38.67% 78.69%
	252129 Golden Hills	W	524.2 3.37%
	252130 Golden Hills	S	76.4 0.49% 3.86%
	260100 Utilities Inc Of Pennbrooke	W	1,473.0 9.46%
	260101 Utilities Inc Of Pennbrooke	S	1,245.0 7.99% 17.45%
			<b>15,574.4 100.00% 100.00%</b>
	<b>System</b>		<b>ERC Count (1) Percentage to Total</b>
	248100 Cypress Lakes Utilities Inc	W	1,257.6 52.12%
	248101 Cypress Lakes Utilities Inc	S	1,155.1 47.88% 100.00%
			<b>2,412.7 100.00% 100.00%</b>
	<b>System</b>		<b>ERC Count (1) Percentage to Total</b>
	246100 Utilities Inc of Longwood	S	1,664.5 6.58% 6.58%
	252110 Weathersfield	W	1,159.0 4.58%
	252111 Weathersfield	S	1,147.5 4.54%
	252113 Oakland Shores	W	229.5 0.91%
	252114 Little Wekiva	W	57.0 0.23%
	252115 Park Ridge	W	99.0 0.39%
	252116 Phillips	W	80.0 0.32%
	252117 Crystal Lake	W	171.0 0.68%
	252118 Ravenna Park	W	340.0 1.34%
	252119 Ravenna Park	S	240.0 0.95%
	252121 Bear Lake Manor	W	217.5 0.86%
	252122 Jansen	W	252.5 1.00%
	252123 Crescent Heights	W	258.5 1.02%
	252124 Davis Shores	W	43.0 0.17% 16.98%
	255100 Sanlando Utilities Corp	W	11,792.8 46.63%
	255101 Sanlando Utilities Corp	S	9,170.6 36.26%
	255102 Sanlando Utilities Corp	R	31.0 0.12% 83.02%
			<b>25,288.9 106.58% 106.58%</b>
	<b>System</b>		<b>ERC Count (1) Percentage to Total</b>
	251100 Four Lakes	W	67.0 0.52%
	251101 Lake Saunders	W	43.0 0.33%
	251102 LUSI South	W	3,099.8 23.83%
	251103 LUSI South	S	3,023.8 23.24%
	251104 LUSI South	R	
	251106 LUSI North	W	6,022.2 46.29% 94.21%
	254101 ACME FL Legends Irrigation	U	753.3 5.79% 5.79%
			<b>13,009.1 100.00% 100.00%</b>
	<b>System</b>		<b>ERC Count (1) Percentage to Total</b>
	252110 Weathersfield	W	1,159.0 8.05%
	252113 Oakland Shores	W	229.5 1.59%
	252114 Little Wekiva	W	57.0 0.40%
	252115 Park Ridge	W	99.0 0.69%
	252116 Phillips	W	80.0 0.56%
	252117 Crystal Lake	W	171.0 1.19%
	252118 Ravenna Park	W	340.0 2.36%
	252121 Bear Lake Manor	W	217.5 1.51%
	252122 Jansen	W	252.5 1.75% 18.10%
	255100 Sanlando Utilities Corp	W	11,792.8 81.90% 81.90%
			<b>14,398.3 100.00% 100.00%</b>
	<b>System</b>		<b>ERC Count (1) Percentage to Total</b>
	251100 Four Lakes	W	67.0 0.43%
	251101 Lake Saunders	W	43.0 0.28%
	251102 LUSI South	W	3,099.8 19.90%
	251103 LUSI South	S	3,023.8 19.42%
	251104 LUSI South	R	



(a)	(b)	(c)	(d)
	251106 LUSI North	W	6,022.2 38.67% 78.69%
	252129 Golden Hills	W	524.2 3.37%
	252130 Golden Hills	S	76.4 0.49% 3.86%
	260100 Utilities Inc Of Pennbrooke	W	1,473.0 9.46%
	260101 Utilities Inc Of Pennbrooke	S	1,245.0 7.99% 17.45%
			<u>15,574.4 100.00% 100.00%</u>
	<b>System</b>		<b>ERC Count (1) Percentage to Total</b>
	241100 Tierra Verde Utilities Inc	S	2,094.2 38.43% 38.43%
	250100 Mid-County Services Inc	S	3,355.0 61.57% 61.57%
			<u>5,449.2 100.00% 100.00%</u>
	<b>System</b>		<b>ERC Count (1) Percentage to Total</b>
	255100 Sanlando Utilities Corp	W	11,792.8 56.17%
	255101 Sanlando Utilities Corp	S	9,170.6 43.68%
	255102 Sanlando Utilities Corp	R	31.0 0.15% 100.00%
			<u>20,994.4 100.00% 100.00%</u>
	<b>System</b>		<b>ERC Count (1) Percentage to Total</b>
	255100 Sanlando Utilities Corp	W	11,792.8 56.17%
	255101 Sanlando Utilities Corp	S	9,170.6 43.68%
	255102 Sanlando Utilities Corp	R	31.0 0.15% 100.00%
			<u>20,994.4 100.00% 100.00%</u>
	<b>System</b>		<b>ERC Count (1) Percentage to Total</b>
	250100 Mid-County Services Inc	S	3,355.0 100.00% 100.00%
			<u>3,355.0 100.00% 100.00%</u>
	<b>System</b>		<b>ERC Count (1) Percentage to Total</b>
	246100 Utilities Inc of Longwood	S	1,664.5 100.00% 100.00%
			<u>1,664.5 100.00% 100.00%</u>
	<b>System</b>		<b>ERC Count (1) Percentage to Total</b>
	251100 Four Lakes	W	67.0 0.43%
	251101 Lake Saunders	W	43.0 0.28%
	251102 LUSI South	W	3,099.8 19.90%
	251103 LUSI South	S	3,023.8 19.42%
	251106 LUSI North	W	6,022.2 38.67% 78.69%
	252129 Golden Hills	W	524.2 3.37%
	252130 Golden Hills	S	76.4 0.49% 3.86%
	260100 Utilities Inc Of Pennbrooke	W	1,473.0 9.46%
	260101 Utilities Inc Of Pennbrooke	S	1,245.0 7.99% 17.45%
			<u>15,574.4 100.00% 100.00%</u>
	<b>System</b>		<b>ERC Count (1) Percentage to Total</b>
	251100 Four Lakes	W	67.0 0.43%
	251101 Lake Saunders	W	43.0 0.28%
	251102 LUSI South	W	3,099.8 19.90%
	251103 LUSI South	S	3,023.8 19.42%
	251104 LUSI South	R	
	251106 LUSI North	W	6,022.2 38.67% 78.69%
	252129 Golden Hills	W	524.2 3.37%
	252130 Golden Hills	S	76.4 0.49% 3.86%
	260100 Utilities Inc Of Pennbrooke	W	1,473.0 9.46%
	260101 Utilities Inc Of Pennbrooke	S	1,245.0 7.99% 17.45%
			<u>15,574.4 100.00% 100.00%</u>
	<b>System</b>		<b>ERC Count (1) Percentage to Total</b>
	241100 Tierra Verde Utilities Inc	S	2,094.2 11.33% 11.33%

(a)	(b)	(c)	(d)		
	242100 Lake Placid Utilities Inc	W	125.5	0.68%	
	242101 Lake Placid Utilities Inc	S	125.5	0.68%	1.36%
	248100 Cypress Lakes Utilities Inc	W	1,257.6	6.80%	
	248101 Cypress Lakes Utilities Inc	S	1,155.1	6.25%	13.06%
	249100 Utilities Inc of Eagle Ridge	S	1,585.6	8.58%	
	249101 Cross Creek	S	908.0	4.91%	13.49%
	250100 Mid-County Services Inc	S	3,355.0	18.15%	18.15%
	252106 Orangewood	W	1,734.3	9.38%	
	252107 Orangewood	S	158.0	0.85%	
	252125 Summertree	W	1,187.4	6.43%	
	252126 Summertree	S	986.4	5.34%	
	252128 Lake Tarpon	W	430.9	2.33%	24.33%
	256100 Util Inc of Sandalhaven	S	1,064.1	5.76%	5.76%
	257100 Bayside Utility Services Inc	W	220.2	1.19%	
	257101 Bayside Utility Services Inc	S	218.2	1.18%	2.37%
	259100 Labrador Utilities Inc	W	766.5	4.15%	
	259101 Labrador Utilities Inc	S	754.3	4.08%	8.23%
	262100 Sandy Creek Utility Serv Inc	W	193.8	1.05%	
	262101 Sandy Creek Utility Serv Inc	S	160.0	0.87%	1.91%
			<b>18,480.6</b>	<b>100.00%</b>	<b>100.00%</b>
	<b>System</b>		<b>ERC Count (1)</b>	<b>Percentage to Total</b>	
	241100 Tierra Verde Utilities Inc	S	2,094.2	38.43%	38.43%
	250100 Mid-County Services Inc	S	3,355.0	61.57%	61.57%
			<b>5,449.2</b>	<b>100.00%</b>	<b>100.00%</b>
	<b>System</b>		<b>ERC Count (1)</b>	<b>Percentage to Total</b>	
	251100 Four Lakes	W	67.0	0.41%	
	251101 Lake Saunders	W	43.0	0.26%	
	251102 LUSI South	W	3,099.8	18.98%	
	251103 LUSI South	S	3,023.8	18.52%	
	251106 LUSI North	W	6,022.2	36.88%	75.06%
	252129 Golden Hills	W	524.2	3.21%	
	252130 Golden Hills	S	76.4	0.47%	3.68%
	254101 ACME FL Legends Irrigation	W	753.3	4.61%	4.61%
	260100 Utilities Inc Of Pennbrooke	W	1,473.0	9.02%	
	260101 Utilities Inc Of Pennbrooke	S	1,245.0	7.63%	16.65%
			<b>16,327.7</b>	<b>100.00%</b>	<b>100.00%</b>
	<b>System</b>		<b>ERC Count (1)</b>	<b>Percentage to Total</b>	
	246100 Utilities Inc of Longwood	S	1,664.5	6.18%	6.18%
	252110 Weathersfield	W	1,159.0	4.30%	
	252111 Weathersfield	S	1,147.5	4.26%	
	252113 Oakland Shores	W	229.5	0.85%	
	252114 Little Wekiva	W	57.0	0.21%	
	252115 Park Ridge	W	99.0	0.37%	
	252116 Phillips	W	80.0	0.30%	
	252117 Crystal Lake	W	171.0	0.63%	
	252118 Ravenna Park	W	340.0	1.26%	
	252119 Ravenna Park	S	240.0	0.89%	
	252121 Bear Lake Manor	W	217.5	0.81%	
	252122 Jansen	W	252.5	0.94%	
	252123 Crescent Heights	W	258.5	0.96%	
	252124 Davis Shores	W	43.0	0.16%	15.93%
	255100 Sanlando Utilities Corp	W	11,792.8	43.75%	
	255101 Sanlando Utilities Corp	S	9,170.6	34.02%	
	255102 Sanlando Utilities Corp	R	31.0	0.12%	77.89%
			<b>26,953.4</b>	<b>100.00%</b>	<b>100.00%</b>

(a)	(b)	(c)	(d)
	<b>System</b>	<b>ERC Count (1)</b>	<b>Percentage to Total</b>
	252106 Orangewood	W 1,734.3	38.57%
	252107 Orangewood	S 158.0	3.51%
	252125 Summertree	W 1,187.4	26.40%
	252126 Summertree	S 986.4	21.93%
	252128 Lake Tarpon	W 430.9	9.58% 100.00%
		<b>4,497.0</b>	<b>100.00% 100.00%</b>
	<b>System</b>	<b>ERC Count (1)</b>	<b>Percentage to Total</b>
	242100 Lake Placid Utilities Inc	W 125.5	3.30%
	242101 Lake Placid Utilities Inc	S 125.5	3.30% 6.59%
	249100 Utilities Inc of Eagle Ridge	S 1,585.6	41.63%
	249101 Cross Creek	S 908.0	23.84% 65.47%
	256100 Util Inc of Sandalhaven	S 1,064.1	27.94% 27.94%
		<b>3,808.7</b>	<b>100.00% 100.00%</b>

**SANLANDO ERC SPLIT**

w/p h-1

<u>System</u>	<u>ERC</u>	<u>ERC Percentage</u>
Water	11,792.80	56.17%
Wastewater	9,170.60	43.68%
Reuse	31.00	0.15%
Total	<u>20,994.40</u>	<u>100.00%</u>

**LABRADOR ERC SPLIT**

<u>System</u>	<u>ERC</u>	<u>ERC Percentage</u>
Water	766.50	50.40%
Wastewater	754.30	49.60%
Total	<u>1,520.80</u>	<u>100.00%</u>