



Maria J. Moncada
Principal Attorney
Florida Power & Light Company
700 Universe Boulevard
Juno Beach, FL 33408-0420
(561) 304-5795
(561) 691-7135 (Facsimile)
Email: Maria.Moncada@fpl.com

COMMISSION
CLERK

12 JAN 17 AM 11:37

RECEIVED-FPSC

January 17, 2012

VIA HAND DELIVERY

Ms. Ann Cole
Commission Clerk
Florida Public Service Commission
Betty Easley Conference Center
2540 Shumard Oak Boulevard, Room 110
Tallahassee, FL 32399-0850

claim of confidentiality
 notice of intent
 request for confidentiality
 filed by OPC

For DN 00308-12, which
is in locked storage. You must be
authorized to view this DN.-CLK

Re: Docket No. 110309-EI
Request for Confidential Classification (Staff's 1st PODs Nos. 2 & 5)


Dear Ms. Cole:

Enclosed for filing on behalf of Florida Power & Light Company ("FPL") are an original and seven (7) copies of FPL's Request for Confidential Classification of Information Provided in Response to Staff's First Request for Production of Documents (Nos. 2 and 5). The original includes Exhibits A, B (two copies), C and D. The seven copies do not include copies of the Exhibits.

Exhibit A consists of the confidential documents, and all the information that FPL asserts is entitled to confidential treatment has been highlighted. Exhibit B is an edited version of Exhibit A, in which the information FPL asserts is confidential has been redacted. Exhibit C consists of a justification table in support of FPL's Request for Confidential Classification. Exhibit D contains an affidavit in support of FPL's Request for Confidential Classification. Also included in this filing is a compact disc containing FPL's Request for Confidential Classification and Exhibit C only, in Microsoft Word format.

Please contact me if you or your Staff has any questions regarding this filing.

Sincerely,



Maria J. Moncada

COM _____
APA _____
ECR _____
GCL _____
RAD 4+1LD
SRC _____ Enclosures
ADM _____ cc: party of record, w/out exhibits
OPC _____ Florida Power & Light Company
CLK 1 700 Universe Boulevard, Juno Beach, FL 33408

DOCUMENT NUMBER-DATE

00307 JAN 17 12

FPSC-COMMISSION CLERK

BEFORE THE FLORIDA PUBLIC SERVICE COMMISSION

In re: Florida Power & Light Company's
Petition To Determine Need for Modernization
of Port Everglades Plant

Docket No. 110309-EI

Dated: January 17, 2012

**REQUEST FOR CONFIDENTIAL CLASSIFICATION OF
INFORMATION PROVIDED IN RESPONSE TO STAFF'S FIRST
REQUEST FOR PRODUCTION OF DOCUMENTS (NOS. 2 AND 5)**

Pursuant to Section 366.093, Florida Statutes, and Rule 25-22.006, Florida Administrative Code, Florida Power & Light Company ("FPL") requests confidential classification of certain information provided in response to Staff's First Request for Production of Documents Nos. 2 and 5, ("Confidential Discovery Responses") which was served by Staff on December 15, 2011. In support of its Request, FPL states as follows:

1. On December 15, 2011, Staff served its Request for Production of Documents in the above-captioned docket. FPL served its non-confidential responses to Staff's First on January 4, 2012. On January 6, 2012, Staff requested a copy of the Confidential Discovery Responses. Accordingly, FPL filed a Notice of Intent. FPL now timely requests confidential classification of the Confidential Discovery Responses consistent with Rule 25-22.006, Florida Administrative Code.

2. The following exhibits are included with and made a part of this request:

a. Exhibit A consists of a copy of the Confidential Discovery Responses on which all information that FPL asserts is entitled to confidential treatment has been highlighted.

b. Exhibit B consists of an edited version of the Confidential Discovery Responses on which all information that FPL asserts is entitled to confidential treatment has been redacted.

DOCUMENT NUMBER-DATE

00307 JAN 17 2012

FPSC-COMMISSION CLERK

c. Exhibit C is a table containing an identification of the information highlighted in Exhibit A, together with references to the specific statutory bases for the claim of confidentiality and to the affiant who supports the requested classification.

d. Exhibit D is the affidavit of Rosemary Morley, Director Load Forecasting and Analysis.

3. FPL submits that the highlighted information in Exhibit A is proprietary confidential business information within the meaning of Section 366.093(3), Florida Statutes. This information is intended to be and is treated by FPL as private, and its confidentiality has been maintained. Pursuant to Section 366.093, such information is entitled to confidential treatment and is exempt from the disclosure provisions of the public records law. Thus, once the Commission determined that the information in question is proprietary confidential business information, the Commission is not required to engage in any further analysis or review such as weighing the harm of disclosure against the public interest in access to the information.


4. As the affidavit included in Exhibit D indicates, the information provided by FPL contains information related to forecast data provided pursuant to FPL's contract with a third party vendor, Global Insight (USA), Inc. ("Global Insight"), that expressly prohibits FPL from disclosing the subject data. Thus, disclosure of this information would impair FPL's efforts to contract for these goods or services on favorable terms in the future. The documents or materials also contain or constitute Global Insight's proprietary forecast information. Thus, disclosure would impair Global Insight's competitive business. The data supplied pursuant to the contract, which FPL has identified on Exhibit C, are considered and treated as confidential by the parties. This information is protected within the meaning of Sections 366.093(3)(d) and (e).

5. Upon a finding by the Commission that the information provided in Exhibit A, and referenced in Exhibits B, C, and D is proprietary confidential business information, the information should not be declassified for a period of at least eighteen (18) months and should be returned to FPL as soon as the information is no longer necessary for the Commission to conduct its business. *See* § 366.093(4), Fla. Stat.

WHEREFORE, FPL respectfully requests confidential classification of the Confidential Discovery Responses as described herein.

R. Wade Litchfield, Esq.
Vice President and General Counsel
John T. Butler, Esq.
Managing Attorney
Maria Jose Moncada
Principal Attorney
Florida Power & Light Company
700 Universe Boulevard
Juno Beach, FL 33408
Telephone: (561) 304-5639
Facsimile: (561) 691-7135


By: _____


Maria Jose Moncada
Fla. Bar No. 0773301

CERTIFICATE OF SERVICE
Docket No. 110309-EI

I HEREBY CERTIFY that a true and correct copy of the foregoing Request for Confidential Classification* has been furnished by hand delivery(**) mail this 17th day of January, 2012 to the following:

Charles W. Murphy, Esq. **
Office of the General Counsel
Florida Public Service Commission
2540 Shumard Oak Blvd.
Tallahassee, Florida 32399-0850
cmurphy@psc.state.fl.us

By: 

Maria Jose Moncada
Fla. Bar No. 0773301

* The exhibits to this Request are not included with the service copies, but copies of Exhibits B, C and D are available upon request.

REDACTED

EXHIBIT B

REDACTED COPIES

COM _____
APA _____
ECR _____
GCL _____
RAD 1 _____
SRC _____
ADM _____
OPC _____
CLK _____

[Faint, illegible text]

EXHIBIT B

Florida Power & Light Company

Staff's First Set of Requests for Production of Documents Nos. 2 and 5

**Docket No. 110309-EI, In re: Florida Power & Light Company's Petition To Determine Need for
Modernization of Port Everglades Plant**

CONFIDENTIAL


FPL 000006
FECC-11

Variable:		C	D	E	F	G	H	I	J	K	L	M	N	O	P	Q	R	S	T
Source:		Net Energy for Load Calendar (mWh) FPL	NEL per Customer hurricane Calendar (kWh) FPL	Total Average Customers FPL	Real per Capita Income weighted by Employed Population (Thous 2005\$) Global Insight	Weather Sensitive Energy Efficiency Standards ITRON	Calendar Heating Degree Days (Base - 45) WSI	Calendar Cooling Degree Days (Base-72) WSI	Calendar Winter Heating Degree Days (Base-66) WSI	Inactive_Ratio FPL	CPI for Energy (1982-84=100) Global Insight	Dummy March 2003 FPL	Dummy February FPL	Dummy April FPL	Dummy June FPL	Dummy September FPL	Dummy May 2004 FPL	Dummy November FPL	Dummy November 2005 FPL
Year	Month	FPL	FPL	FPL	Global Insight	ITRON	WSI	WSI	WSI	FPL	Global Insight	FPL	FPL	FPL	FPL	FPL	FPL	FPL	FPL
2001	7	9,562,389	2.432	3,931,997	14.21	0.000	0.00	281.7	0.0	5.2%		0.0	0.0	0.0	0.0	0.0	0.0	0.0	0.0
2001	8	10,155,588	2.579	3,938,314	14.16	0.000	0.00	323.9	0.0	5.2%		0.0	0.0	0.0	0.0	0.0	0.0	0.0	0.0
2001	9	8,848,883	2.245	3,942,236	14.11	0.000	0.00	215.8	0.0	5.2%		0.0	0.0	0.0	0.0	1.0	0.0	0.0	0.0
2001	10	8,430,258	2.135	3,947,996	14.01	0.000	0.00	170.1	0.0	5.2%		0.0	0.0	0.0	0.0	0.0	0.0	0.0	0.0
2001	11	7,043,087	1.781	3,955,551	14.04	0.000	0.00	65.9	0.0	5.0%		0.0	0.0	0.0	0.0	0.0	0.0	1.0	0.0
2001	12	7,545,737	1.901	3,969,611	14.09	0.000	0.00	58.8	30.2	4.3%		0.0	0.0	0.0	0.0	0.0	0.0	0.0	0.0
2002	1	7,760,946	1.950	3,979,705	14.19	0.000	0.00	38.7	93.1	4.7%		0.0	0.0	0.0	0.0	0.0	0.0	0.0	0.0
2002	2	6,503,901	1.628	3,983,869	14.17	0.000	0.00	19.4	44.6	4.6%		0.0	1.0	0.0	0.0	0.0	0.0	0.0	0.0
2002	3	7,990,149	1.995	4,004,901	14.13	0.000	0.00	92.5	12.6	4.5%		0.0	0.0	0.0	0.0	0.0	0.0	0.0	0.0
2002	4	8,476,283	2.113	4,012,387	14.09	0.000	0.00	146.8	0.0	4.7%		0.0	0.0	1.0	0.0	0.0	0.0	0.0	0.0
2002	5	9,406,970	2.348	4,009,728	14.05	0.000	0.00	224.0	0.0	4.9%		0.0	0.0	0.0	0.0	0.0	0.0	0.0	0.0
2002	6	9,036,572	2.253	4,011,076	14.02	0.000	0.00	222.2	0.0	5.0%		0.0	0.0	0.0	1.0	0.0	0.0	0.0	0.0
2002	7	10,071,087	2.507	4,018,862	13.96	0.000	0.00	299.7	0.0	5.1%		0.0	0.0	0.0	0.0	0.0	0.0	0.0	0.0
2002	8	10,320,346	2.564	4,025,172	13.97	0.000	0.00	312.6	0.0	5.1%		0.0	0.0	0.0	0.0	0.0	0.0	0.0	0.0
2002	9	10,080,592	2.496	4,030,691	13.99	0.000	0.00	306.5	0.0	5.1%		0.0	0.0	0.0	0.0	1.0	0.0	0.0	0.0
2002	10	9,901,403	2.452	4,038,763	14.03	0.000	0.00	245.0	0.0	5.0%		0.0	0.0	0.0	0.0	0.0	0.0	0.0	0.0
2002	11	7,553,628	1.865	4,051,067	13.99	0.000	0.00	78.3	0.0	4.8%		0.0	0.0	0.0	0.0	0.0	0.0	1.0	0.0
2002	12	7,575,325	1.864	4,063,603	13.94	0.000	0.00	31.4	74.8	4.7%		0.0	0.0	0.0	0.0	0.0	0.0	0.0	0.0
2003	1	8,196,046	2.013	4,072,297	13.85	0.000	1.43	5.7	215.5	4.7%		0.0	0.0	0.0	0.0	0.0	0.0	0.0	0.0
2003	2	6,951,237	1.701	4,088,234	13.84	0.000	0.00	42.3	26.9	4.5%		0.0	1.0	0.0	0.0	0.0	0.0	0.0	0.0
2003	3	8,869,654	2.164	4,098,572	13.87	0.000	0.00	124.0	9.5	4.6%		1.0	0.0	0.0	0.0	0.0	0.0	0.0	0.0
2003	4	8,063,515	1.963	4,106,996	13.88	0.000	0.00	101.8	0.0	4.8%		0.0	0.0	1.0	0.0	0.0	0.0	0.0	0.0
2003	5	9,977,015	2.430	4,105,168	13.90	0.000	0.00	243.6	0.0	4.9%		0.0	0.0	0.0	0.0	0.0	0.0	0.0	0.0
2003	6	9,788,214	2.382	4,109,068	13.91	0.000	0.00	257.2	0.0	4.9%		0.0	0.0	0.0	1.0	0.0	0.0	0.0	0.0
2003	7	10,773,171	2.618	4,114,415	13.89	0.000	0.00	328.3	0.0	5.0%		0.0	0.0	0.0	0.0	0.0	0.0	0.0	0.0
2003	8	10,252,785	2.488	4,121,357	13.94	0.000	0.00	293.6	0.0	5.0%		0.0	0.0	0.0	0.0	0.0	0.0	0.0	0.0
2003	9	9,900,915	2.397	4,130,447	14.00	0.000	0.00	261.3	0.0	5.0%		0.0	0.0	0.0	0.0	1.0	0.0	0.0	0.0
2003	10	9,568,487	2.311	4,140,703	14.05	0.000	0.00	222.2	0.0	4.8%		0.0	0.0	0.0	0.0	0.0	0.0	0.0	0.0
2003	11	8,204,890	1.975	4,154,314	14.13	0.000	0.00	112.8	0.0	4.6%		0.0	0.0	0.0	0.0	0.0	0.0	1.0	0.0
2003	12	7,668,752	1.840	4,167,077	14.21	0.000	0.00	18.3	98.9	4.5%		0.0	0.0	0.0	0.0	0.0	0.0	0.0	0.0
2004	1	7,673,433	1.837	4,177,767	14.28	0.000	0.00	15.8	113.5	4.4%		0.0	0.0	0.0	0.0	0.0	0.0	0.0	0.0
2004	2	7,341,137	1.751	4,191,930	14.38	0.000	0.00	31.7	53.1	4.2%		0.0	1.0	0.0	0.0	0.0	0.0	0.0	0.0
2004	3	7,858,341	1.868	4,206,064	14.48	0.000	0.00	51.5	10.5	4.2%		0.0	0.0	0.0	0.0	0.0	0.0	0.0	0.0
2004	4	7,922,081	1.884	4,216,720	14.61	0.000	0.00	77.5	0.0	4.3%		0.0	0.0	1.0	0.0	0.0	0.0	0.0	0.0
2004	5	9,576,175	2.270	4,218,160	14.66	0.000	0.00	160.6	0.0	4.5%		0.0	0.0	0.0	0.0	0.0	1.0	0.0	0.0
2004	6	10,673,643	2.527	4,224,545	14.70	0.000	0.00	309.2	0.0	4.5%		0.0	0.0	0.0	1.0	0.0	0.0	0.0	0.0
2004	7	10,937,914	2.583	4,233,818	14.72	0.000	0.00	317.9	0.0	4.5%		0.0	0.0	0.0	0.0	0.0	0.0	0.0	0.0
2004	8	10,700,436	2.558	4,242,328	14.81	0.000	0.00	306.5	0.0	4.4%		0.0	0.0	0.0	0.0	0.0	0.0	0.0	0.0
2004	9	9,621,164	2.473	4,239,357	14.90	0.000	0.00	280.1	0.0	4.6%		0.0	0.0	0.0	0.0	1.0	0.0	0.0	0.0
2004	10	9,570,087	2.273	4,234,493	15.02	0.000	0.00	177.9	0.0	5.1%		0.0	0.0	0.0	0.0	0.0	0.0	0.0	0.0
2004	11	8,129,488	1.912	4,251,917	15.08	0.000	0.00	78.6	0.0	4.8%		0.0	0.0	0.0	0.0	0.0	0.0	1.0	0.0
2004	12	8,118,031	1.907	4,257,011	15.11	0.000	0.00	25.9	85.5	4.9%		0.0	0.0	0.0	0.0	0.0	0.0	0.0	0.0
2005	1	8,045,152	1.883	4,272,459	15.15	0.000	0.00	23.5	94.9	4.6%		0.0	0.0	0.0	0.0	0.0	0.0	0.0	0.0
2005	2	7,099,617	1.656	4,267,988	15.19	0.000	0.00	18.7	51.9	4.4%		0.0	1.0	0.0	0.0	0.0	0.0	0.0	0.0
2005	3	8,340,298	1.940	4,298,864	15.25	0.001	0.00	59.8	57.7	4.4%		0.0	0.0	0.0	0.0	0.0	0.0	0.0	0.0
2005	4	8,001,849	1.856	4,310,180	15.29	0.001	0.00	68.1	0.0	4.6%		0.0	0.0	1.0	0.0	0.0	0.0	0.0	0.0
2005	5	9,672,947	2.242	4,313,998	15.38	0.002	0.00	168.4	0.0	4.6%		0.0	0.0	0.0	0.0	0.0	0.0	0.0	0.0
2005	6	10,062,236	2.329	4,320,906	15.45	0.003	0.00	237.6	0.0	4.7%		0.0	0.0	0.0	1.0	0.0	0.0	0.0	0.0
2005	7	11,950,858	2.774	4,327,794	15.57	0.004	0.00	384.9	0.0	4.7%		0.0	0.0	0.0	0.0	0.0	0.0	0.0	0.0
2005	8	11,930,141	2.796	4,340,308	15.58	0.004	0.00	385.7	0.0	4.6%		0.0	0.0	0.0	0.0	0.0	0.0	0.0	0.0
2005	9	10,884,625	2.519	4,343,095	15.58	0.004	0.00	295.9	0.0	4.7%		0.0	0.0	0.0	0.0	1.0	0.0	0.0	0.0

CONFIDENTIAL

L

FPL 000007		PEEC-11																		
A	B	C	D	E	F	G	H	I	J	K	L	M	N	O	P	Q	R	S	T	
2005	10	9,187,793	2.308	4,344,668	15.51	0.002	0.00	202.3	0.0	4.8%		0.0	0.0	0.0	0.0	0.0	0.0	0.0	0.0	
2005	11	8,250,008	1.993	4,345,748	15.62	0.001	0.00	83.1	0.0	4.8%		0.0	0.0	0.0	0.0	0.0	0.0	1.0	1.0	
2005	12	8,017,565	1.841	4,355,740	15.78	0.000	0.00	19.1	75.1	4.9%		0.0	0.0	0.0	0.0	0.0	0.0	0.0	0.0	
2006	1	8,085,609	1.851	4,389,236	15.98	0.002	0.00	28.8	72.3	5.0%		0.0	0.0	0.0	0.0	0.0	0.0	0.0	0.0	
2006	2	7,497,292	1.713	4,377,958	16.06	0.002	0.00	21.5	96.8	4.9%		0.0	1.0	0.0	0.0	0.0	0.0	0.0	0.0	
2006	3	8,289,372	1.888	4,390,093	16.11	0.004	0.00	53.9	20.1	4.9%		0.0	0.0	0.0	0.0	0.0	0.0	0.0	0.0	
2006	4	9,064,955	2.061	4,398,215	16.19	0.007	0.00	129.4	0.0	5.1%		0.0	0.0	1.0	0.0	0.0	0.0	0.0	0.0	
2006	5	10,030,370	2.281	4,397,210	16.20	0.012	0.00	196.5	0.0	5.1%		0.0	0.0	0.0	0.0	0.0	0.0	0.0	0.0	
2006	6	10,714,052	2.433	4,403,628	16.22	0.017	0.00	277.0	0.0	5.2%		0.0	0.0	0.0	1.0	0.0	0.0	0.0	0.0	
2006	7	11,095,797	2.518	4,406,505	16.22	0.019	0.00	300.4	0.0	5.3%		0.0	0.0	0.0	0.0	0.0	0.0	0.0	0.0	
2006	8	11,564,017	2.619	4,416,127	16.25	0.020	0.00	324.0	0.0	5.2%		0.0	0.0	0.0	0.0	0.0	0.0	0.0	0.0	
2006	9	10,520,313	2.377	4,425,222	16.29	0.018	0.00	267.9	0.0	5.2%		0.0	0.0	0.0	0.0	1.0	0.0	0.0	0.0	
2006	10	9,930,813	2.242	4,429,977	16.34	0.012	0.00	196.8	0.0	5.2%		0.0	0.0	0.0	0.0	0.0	0.0	0.0	0.0	
2006	11	8,136,377	1.831	4,443,418	16.34	0.005	0.00	67.1	0.0	5.1%		0.0	0.0	0.0	0.0	0.0	0.0	1.0	0.0	
2006	12	8,477,014	1.902	4,457,161	16.33	0.002	0.00	63.6	13.4	5.0%		0.0	0.0	0.0	0.0	0.0	0.0	0.0	0.0	
2007	1	8,469,671	1.897	4,465,732	16.34	0.003	0.000	45.6	47.2	4.9%		0.0	0.0	0.0	0.0	0.0	0.0	0.0	0.0	
2007	2	7,527,571	1.681	4,476,835	16.30	0.003	0.00	30.4	74.9	4.8%		0.0	1.0	0.0	0.0	0.0	0.0	0.0	0.0	
2007	3	8,435,515	1.879	4,488,392	16.25	0.006	0.00	62.9	11.5	4.7%		0.0	0.0	0.0	0.0	0.0	0.0	0.0	0.0	
2007	4	8,579,552	1.909	4,493,310	16.20	0.012	0.00	102.0	0.0	4.9%		0.0	0.0	1.0	0.0	0.0	0.0	0.0	0.0	
2007	5	9,663,511	2.150	4,494,060	16.16	0.020	0.00	167.2	0.0	5.0%		0.0	0.0	0.0	0.0	0.0	0.0	0.0	0.0	
2007	6	10,343,275	2.300	4,497,400	16.13	0.030	0.00	252.1	0.0	5.0%		0.0	0.0	0.0	1.0	0.0	0.0	0.0	0.0	
2007	7	11,373,076	2.526	4,502,735	16.10	0.033	0.00	317.7	0.0	5.1%		0.0	0.0	0.0	0.0	0.0	0.0	0.0	0.0	
2007	8	12,110,271	2.686	4,508,215	16.05	0.035	0.00	364.0	0.0	5.1%		0.0	0.0	0.0	0.0	0.0	0.0	0.0	0.0	
2007	9	10,759,822	2.387	4,507,674	15.99	0.031	0.00	282.7	0.0	5.2%		0.0	0.0	0.0	0.0	1.0	0.0	0.0	0.0	
2007	10	10,632,392	2.359	4,507,737	15.95	0.021	0.00	252.3	0.0	5.3%		0.0	0.0	0.0	0.0	0.0	0.0	0.0	0.0	
2007	11	8,074,328	1.791	4,507,950	15.87	0.010	0.00	75.0	0.0	5.4%		0.0	0.0	0.0	0.0	0.0	0.0	1.0	0.0	
2007	12	8,563,233	1.899	4,509,032	15.79	0.004	0.00	77.1	15.4	5.4%		0.0	0.0	0.0	0.0	0.0	0.0	0.0	0.0	
2008	1	8,158,564	1.808	4,512,537	15.71	0.004	0.00	29.2	65.0	5.4%		0.0	0.0	0.0	0.0	0.0	0.0	0.0	0.0	
2008	2	7,896,972	1.747	4,519,123	15.65	0.004	0.00	59.3	21.5	5.4%		0.0	1.0	0.0	0.0	0.0	0.0	0.0	0.0	
2008	3	8,325,921	1.842	4,519,652	15.57	0.008	0.00	65.7	9.3	5.5%		0.0	0.0	0.0	0.0	0.0	0.0	0.0	0.0	
2008	4	8,619,990	1.908	4,518,324	15.56	0.016	0.00	109.1	0.0	5.8%		0.0	0.0	1.0	0.0	0.0	0.0	0.0	0.0	
2008	5	10,292,599	2.280	4,514,164	15.40	0.027	0.00	237.1	0.0	5.9%		0.0	0.0	0.0	0.0	0.0	0.0	0.0	0.0	
2008	6	10,508,760	2.328	4,514,262	15.23	0.039	0.00	279.2	0.0	6.0%		0.0	0.0	0.0	1.0	0.0	0.0	0.0	0.0	
2008	7	10,745,283	2.383	4,509,574	14.98	0.044	0.00	286.6	0.0	6.2%		0.0	0.0	0.0	0.0	0.0	0.0	0.0	0.0	
2008	8	11,090,020	2.460	4,507,318	14.91	0.046	0.00	325.2	0.0	6.3%		0.0	0.0	0.0	0.0	0.0	0.0	0.0	0.0	
2008	9	10,640,369	2.363	4,503,137	14.85	0.042	0.00	294.6	0.0	6.4%		0.0	0.0	0.0	0.0	1.0	0.0	0.0	0.0	
2008	10	9,367,637	2.081	4,501,918	14.87	0.028	0.00	173.3	0.0	6.5%		0.0	0.0	0.0	0.0	0.0	0.0	0.0	0.0	
2008	11	7,648,144	1.700	4,498,960	14.69	0.013	0.00	54.1	0.0	6.8%		0.0	0.0	0.0	0.0	0.0	0.0	1.0	0.0	
2008	12	7,806,098	1.736	4,497,793	14.47	0.006	0.00	37.6	24.9	6.7%		0.0	0.0	0.0	0.0	0.0	0.0	0.0	0.0	
2009	1	8,007,278	1.780	4,497,781	14.19	0.005	0.00	22.7	108.7	6.8%		0.0	0.0	0.0	0.0	0.0	0.0	0.0	0.0	
2009	2	7,235,683	1.607	4,502,684	14.08	0.005	0.00	19.4	80.1	6.8%		0.0	1.0	0.0	0.0	0.0	0.0	0.0	0.0	
2009	3	8,009,351	1.779	4,502,987	14.02	0.010	0.00	58.1	29.3	6.7%		0.0	0.0	0.0	0.0	0.0	0.0	0.0	0.0	
2009	4	8,493,145	1.886	4,502,465	13.98	0.020	0.00	123.1	0.0	6.8%		0.0	0.0	1.0	0.0	0.0	0.0	0.0	0.0	
2009	5	9,656,281	2.146	4,499,097	13.86	0.034	0.00	205.6	0.0	6.8%		0.0	0.0	0.0	0.0	0.0	0.0	0.0	0.0	
2009	6	10,367,469	2.305	4,497,918	13.72	0.049	0.00	286.3	0.0	7.0%		0.0	0.0	0.0	1.0	0.0	0.0	0.0	0.0	
2009	7	11,007,925	2.447	4,498,393	13.53	0.055	0.00	333.2	0.0	7.0%		0.0	0.0	0.0	0.0	0.0	0.0	0.0	0.0	
2009	8	11,448,322	2.545	4,498,960	13.46	0.057	0.00	358.9	0.0	7.0%		0.0	0.0	0.0	0.0	0.0	0.0	0.0	0.0	
2009	9	10,342,759	2.300	4,495,923	13.43	0.052	0.00	293.3	0.0	7.1%		0.0	0.0	0.0	0.0	1.0	0.0	0.0	0.0	
2009	10	10,338,743	2.300	4,495,215	13.37	0.035	0.00	264.4	0.0	7.1%		0.0	0.0	0.0	0.0	0.0	0.0	0.0	0.0	
2009	11	8,115,012	1.804	4,498,782	13.34	0.016	0.00	100.3	0.0	6.9%		0.0	0.0	0.0	0.0	0.0	0.0	1.0	0.0	
2009	12	8,215,468	1.826	4,498,596	13.32	0.007	0.00	63.3	48.5	6.9%		0.0	0.0	0.0	0.0	0.0	0.0	0.0	0.0	
2010	1	9,390,504	2.081	4,502,130	13.24	0.005	8.09	19.0	244.2	6.8%		0.0	0.0	0.0	0.0	0.0	0.0	0.0	0.0	
2010	2	7,653,971	1.678	4,510,659	13.30	0.006	0.00	7.2	178.1	6.7%		0.0	1.0	0.0	0.0	0.0	0.0	0.0	0.0	
2010	3	7,879,752	1.725	4,516,712	13.38	0.013	0.00	15.4	94.0	6.8%		0.0	0.0	0.0	0.0	0.0	0.0	0.0	0.0	
2010	4	8,037,871	1.759	4,520,229	13.50	0.024	0.00	89.1	0.0	6.8%		0.0	0.0	1.0	0.0	0.0	0.0	0.0	0.0	
2010	5	10,395,115	2.274	4,521,728	13.51	0.040	0.00	255.2	0.0	6.8%		0.0	0.0	0.0	0.0	0.0	0.0	0.0	0.0	
2010	6	11,409,507	2.498	4,521,918	13.48	0.059	0.00	357.5	0.0	6.8%		0.0	0.0	0.0	1.0	0.0	0.0	0.0	0.0	



	A	B	C	D	E	F	G	H	I	J	K	L	M	N	O	P	Q	R	S	T	U	V
1	EPL 00527		CONFIDENTIAL																			
2	PPEC-11																					
3																						
4	Estimated : July 2001 - June 2011	Confidential	SEI/Er	T-Stat	P-Value																	
5	CONST	1.548	0.068	17.526	0.00%																	
6	Calendar Heating Degree Days (Base =65)	0.017	0.003	5.219	0.00%																	
7	Calendar Cooling Degree Hours (Base=72)	0.003	0.000	74.874	0.00%																	
8	Calendar Winter Heating Degree Days (Base=65)	0.001	0.000	18.191	0.00%																	
9	Inactive Ratio	-2.898	0.725	13.721	0.03%																	
10	Weather Sensitive Energy Efficiency	-1.788	0.287	-6.042	0.00%																	
11	Real per Capita Income weighted by Employed Population (Thou 20	0.022	0.005	4.339	0.00%																	
12	Dummy March 2003	0.988	0.023	43.17	0.00%																	
13	Dummy February	-0.147	0.008	-19.374	0.00%																	
14	Dummy April	-0.038	0.000	-4.751	0.00%																	
15	Dummy June	-0.055	0.005	-7.197	0.00%																	
16	Dummy September	-0.052	0.007	-7.068	0.00%																	
17	Dummy May 2004	0.111	0.023	4.833	0.00%																	
18	Dummy November	-0.087	0.009	-8.578	0.00%																	
19	Dummy November 2005	0.106	0.024	4.931	0.00%																	
20	CPI for Energy (1992-1994=100)	-0.000	0.000	-2.544	1.24%																	
21	AR(1)	0.333	0.094	3.453	0.08%																	
22			Calendar Heating Degree Hours (Base=65)	Calendar Cooling Degree Hours (Base=72)	Calendar Winter Heating Degree Days (Base=65)	Inactive Ratio	Weather Sensitive E	Real per Capita Income	CPI for Energy	Binary February	Dummy April	Dummy June	Dummy September	Dummy November	AR(1)							
23	2006	1	28.29	72.25	3.010%	0.001978	18.875112		0	0	0	0	0	4,288,236	0.0002258	1.86287						
24	2006	2	0.00	21.45	88.75	4.871%	0.001843	18.082316		1	0	0	0	4,277,958	-0.00364229	1.72458						
25	2006	3	0.00	33.85	20.10	4.888%	0.003959	18.105192		0	0	0	0	4,280,993	-0.0007853	1.86990						
26	2006	4	0.00	128.38	0.00	5.085%	0.008908	18.18577		0	0	0	0	4,288,215	0.00442281	2.83285						
27	2006	5	0.00	198.51	0.00	5.127%	0.011643	18.201298		0	0	0	0	4,297,210	0.01146888	2.29922						
28	2006	6	0.00	277.03	0.00	5.235%	0.018981	18.217048		0	0	1	0	4,405,828	0.01073434	2.42727						
29	2006	7	0.00	300.38	0.00	5.205%	0.018981	18.223480		0	0	0	0	4,405,505	0.00552551	2.93584						
30	2006	8	0.00	324.00	0.00	5.240%	0.019780	18.254904		0	0	0	0	4,419,127	-0.00426248	2.88688						
31	2006	9	0.00	387.00	0.00	5.220%	0.017814	18.255710		0	0	0	1	4,428,222	0.00252258	2.28887						
32	2006	10	0.00	488.64	0.00	5.245%	0.011885	18.340713		0	0	0	0	4,429,877	-0.00532787	2.24780						
33	2006	11	0.00	67.05	0.00	5.061%	0.005480	18.344828		0	0	0	1	4,443,418	-0.00388539	1.82882						
34	2006	12	0.00	83.80	13.45	4.974%	0.002425	18.350487		0	0	0	0	4,487,181	-0.00048515	1.90118						
35	2007	1	0.00	45.85	47.23	4.928%	0.002786	18.343887		0	0	0	0	4,495,732	0.00056701	1.88001						
36	2007	2	0.00	32.40	74.90	4.784%	0.003292	18.300793		1	0	0	0	4,478,495	0.00188284	1.73443						
37	2007	3	0.00	62.80	11.82	4.702%	0.006329	18.250592		0	0	0	0	4,486,392	-0.01851528	1.87537						
38	2007	4	0.00	101.86	0.00	4.870%	0.011848	18.300777		0	1	0	0	4,493,310	-0.00403339	1.83357						
39	2007	5	0.00	187.19	0.00	4.948%	0.020427	18.137374		0	0	0	0	4,494,080	-0.00911517	2.13732						
40	2007	6	0.00	252.88	0.00	5.047%	0.028683	18.127549		0	0	1	0	4,487,400	0.00174453	2.32388						
41	2007	7	0.00	317.89	0.00	5.054%	0.033272	18.103388		0	0	0	0	4,502,735	-0.00789026	2.55543						
42	2007	8	0.00	384.00	0.00	5.130%	0.034707	18.033348		0	0	0	0	4,508,415	-0.01186177	2.87973						
43	2007	9	0.00	292.71	0.00	5.221%	0.031358	18.933388		0	0	1	0	4,507,674	-0.00171748	2.40001						
44	2007	10	0.00	292.88	0.00	5.278%	0.021088	18.983486		0	0	0	0	4,507,737	-0.00478032	2.37380						
45	2007	11	0.00	13.00	0.00	5.378%	0.009703	18.871135		0	0	0	0	4,507,850	-0.00820714	1.80884						
46	2007	12	0.00	77.07	15.58	5.422%	0.004289	18.781798		0	0	0	0	4,508,032	-0.00812328	1.88464						
47	2008	1	0.00	28.21	84.89	5.443%	0.003568	18.708115		0	0	0	0	4,511,637	-0.00123841	1.81810						
48	2008	2	0.00	39.29	21.53	5.404%	0.004288	18.584975		1	0	0	0	4,519,123	-0.00398458	1.70242						
49	2008	3	0.00	85.89	8.81	5.281%	0.009417	18.671189		0	0	0	0	4,519,863	-0.01386659	1.85817						
50	2008	4	0.00	108.08	0.00	5.772%	0.013909	18.564388		0	1	0	0	4,518,324	-0.00240338	1.80143						
51	2008	5	0.00	237.13	0.00	5.880%	0.027234	18.403048		0	0	0	0	4,514,184	0.00187859	2.24488						
52	2008	6	0.00	278.15	0.00	6.047%	0.038485	18.223917		0	0	1	0	4,514,282	-0.00682778	2.31735						
53	2008	7	0.00	286.80	0.00	6.168%	0.044880	18.481489		0	0	0	0	4,509,874	-0.00135009	2.37027						
54	2008	8	0.00	325.17	0.00	6.301%	0.046488	18.811887		0	0	0	0	4,507,218	-0.00252391	2.48477						
55	2008	9	0.00	284.55	0.00	6.403%	0.043038	14.851089		0	0	0	1	4,503,137	-0.00548630	2.54308						
56	2008	10	0.00	173.31	0.00	6.524%	0.028248	14.888982		0	0	0	0	4,501,818	0.00483288	2.08332						
57	2008	11	0.00	54.14	0.00	6.846%	0.013020	14.897121		0	0	0	1	4,499,980	0.00101046	1.88029						
58	2008	12	0.00	37.80	24.94	6.705%	0.005771	14.478912		0	0	0	0	4,487,782	0.00061541	1.74409						
59	2009	1	0.00	22.87	108.89	6.641%	0.004822	14.147624		0	0	0	0	4,487,781	-0.00284669	1.61028						
60	2009	2	0.00	18.41	80.10	6.624%	0.002939	14.062350		1	0	0	0	4,502,884	-0.00784742	1.62189						
61	2009	3	0.00	58.11	28.31	6.877%	0.010381	14.000983		0	0	0	0	4,502,867	-0.00083141	1.78935						
62	2009	4	0.00	133.07	0.00	6.731%	0.018818	13.984792		0	0	0	0	4,503,469	-0.0068983	1.88993						
63	2009	5	0.00	205.86	0.00	6.817%	0.021805	13.862141		0	0	0	0	4,488,087	-0.00282461	2.14028						
64	2009	6	0.00	286.29	0.00	6.967%	0.048708	13.720478		0	0	1	0	4,487,912	0.00097592	2.290						

EXHIBIT C

JUSTIFICATION TABLE

EXHIBIT C

Florida Power & Light Company

Staff's First Set of Requests for Production of Documents Nos. 2 and 5

Docket No. 110309-EI, In re: Florida Power & Light Company's Petition To Determine Need for Modernization of Port Everglades Plant

Document	Bates No.	Conf. Y/N	Line No./Col. No.	Florida Statute 366.093(3) Subsection	Affiant
POD 2 Monthly NEL Tab	000006- 000010	Y	Column L	(d), (e)	Morley
POD 5 NEL Tab	000027	Y	Column I, Lines 23-214	(d), (e)	Morley

EXHIBIT D

AFFIDAVIT

EXHIBIT D

BEFORE THE FLORIDA PUBLIC SERVICE COMMISSION

In re: Florida Power & Light Company's Petition
To Determine Need for Modernization of Port
Everglades Plant

Docket No. 110309-EI

Dated: January 12, 2012

STATE OF FLORIDA)
)
COUNTY OF PALM BEACH)

AFFIDAVIT OF ROSEMARY MORLEY

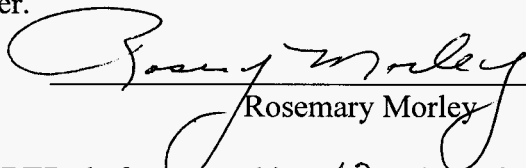
BEFORE ME, the undersigned authority, personally appeared Rosemary Morley who, being first duly sworn, deposes and says:

1. My name is Rosemary Morley. I am currently employed by Florida Power & Light Company ("FPL") as Director of Load Forecasting and Analysis. I have personal knowledge of the matters stated in this affidavit.

2. I have reviewed Exhibit C, and the documents that are included in Exhibit A to FPL's Notice of Intent to Request Confidential Classification of Responses to Staff's First Request for Production of Documents Nos. 2 and 5, for which I am identified on Exhibit C as the affiant. The documents or materials that I have reviewed, and which are asserted by FPL to be proprietary confidential business information contain or constitute forecast data provided pursuant to FPL's contract with a third party vendor, Global Insight (USA), Inc. ("Global Insight"), that expressly prohibits FPL from disclosing the subject data. Thus, disclosure of this information would impair FPL's efforts to contract for these goods or services on favorable terms in the future. The documents or materials also contain or constitute Global Insight's proprietary forecast information. Thus, disclosure would impair Global Insight's competitive business. The data supplied pursuant to the contract, which FPL has identified on Exhibit C, are considered and treated as confidential by the parties.

3. Consistent with the provisions of the Florida Administrative Code, such materials should remain confidential for a period of not less than 18 months. In addition, they should be returned to FPL as soon as the information is no longer necessary for the Commission to conduct its business so that FPL can continue to maintain the confidentiality of these documents.

4. Affiant says nothing further.



Rosemary Morley

SWORN TO AND SUBSCRIBED before me this 12 day of January 2012, by Rosemary Morley, who is personally known to me or who has produced D. Licena (type of identification) as identification and who did take an oath.



Kathleen Chally Public, State of Florida

My Commission Expires:

