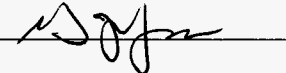


MONTHLY REPORT OF COST AND QUALITY OF FUEL OIL FOR ELECTRIC PLANTS
ORIGIN, VOLUME, DELIVERED PRICE AND AS RECEIVED QUANTITY

1. REPORTING MONTH: NOV YEAR: 2011
2. REPORTING COMPANY: FLORIDA POWER LIGHT COMPANY

3. NAME, TITLE TELEPHONE NUMBER OF CONTACT PERSON CONCERNING DATA
SUBMITTED ON THIS FORM: KORY DUBIN, REGULATORY AFFAIRS, (305) 552-4910.
4. SIGNATURE OF OFFICIAL SUBMITTING REPORT: 
5. DATE COMPLETED: 01/12/2012

LINE NO	PLANT	SUPPLIER	SHIPPING POINT	PURCHASE TYPE	DELIVERY LOCATION	DELIVERY DATE	TYPE OIL	SULFUR (%)	BTU CONTENT (BTU / GAL)	VOLUME (BBLs)	DELIVERED PRICE (\$/BBL)
1	WEST COUNTY EC	APEC	NA-TRUCK DELIVERY			11/19/2011	F03	N/A	N/A	5393	138.1500
2	PT. EVERGLADES	AMERIGAS	NA-TRUCK DELIVERY	STC		11/10/2011	PRO	N/A	N/A	3	205.2400

FPSC-COMMISSION CLERK
DOCUMENT NUMBER-DATE
00435 JAN 23 2012

MONTHLY REPORT OF COST AND QUALITY OF FUEL OIL FOR ELECTRIC PLANTS
 DETAIL OF INVOICE AND TRANSPORTATION CHARGES

FPSC FORM NO. 423-1 (a)

1. REPORTING MONTH: NOV YEAR: 2011

2. REPORTING COMPANY: FLORIDA POWER LIGHT COMPANY

3. NAME, TITLE TELEPHONE NUMBER OF CONTACT PERSON CONCERNING DATA
 SUBMITTED ON THIS FORM: KORY DUBIN, REGULATORY AFFAIRS, (305) 552-4910.

4. SIGNATURE OF OFFICIAL SUBMITTING REPORT: 

5. DATE COMPLETED: 01/12/2012

EDITED COPY

(A)	(B)	(C)	(D)	(E)	(F)	(G)	(H)	(I)	(J)	(K)	(L)	(M)	(N)	(O)	(P)	(Q)	(R)
LINE NO.	PLANT	SUPPLIER	DELIVERY LOCATION	DELIVERY DATE	TYPE OIL	VOLUME (BBLs)	INVOICE PRICE (\$/BBL)	INVOICE AMOUNT (\$)	DISCOUNT (\$)	NET AMOUNT (\$)	NET PRICE (\$/BBL)	QUALITY ADJUST. (\$/BBL)	EFFECTIVE PUR PRICE (\$/BBL)	TRANSP TO TERM (\$/BBL)	ADDITIONAL TRANS CHGS (\$/BBL)	OTHER CHGS (\$/BBL)	DELIVERED PRICE (\$/BBL)
1	PWC	APEC		11/19/2011	F03	5393								0.0000			138.1500
2	PPE	AMERIGAS		11/10/2011	PRO	3	205.2400	616	0	616	205.2400	0.0000	205.2400	0.0000	0.0000	0.0000	205.2400

FPSC FORM NO. 423-1(b)

MONTHLY REPORT OF COST AND QUALITY OF FUEL OIL FOR ELECTRIC PLANTS
REPORT OF ADJUSTMENTS TO PREVIOUS OIL DELIVERIES

1. REPORTING MONTH: NOVEMBER 2011

3. NAME, TITLE, & TELEPHONE NUMBER OF CONTACT PERSON CONCERNING DATA
SUBMITTED ON THIS FORM: KORY DUBIN, REGULATORY AFFAIRS,

2. REPORTING COMPANY: FLORIDA POWER & LIGHT COMPANY

4. SIGNATURE OF OFFICIAL SUBMITTING REPORT: 

5. DATE COMPLETED: 1/12/2012

LINE NO.	MONTH REPORTED	FORM PLANT NAME	SUPPLIER	ORIGINAL LINE NUMBER	OLD VOLUME (BBLs)	FORM NO.	COLUMN DESIGNATOR & TITLE	OLD VALUE	NEW VALUE	NEW DELIVERED PRICE (\$/BBL)	REASON FOR REVISION
(A)	(B)	(C)	(D)	(E)	(F)	(G)	(H)	(I)	(J)	(K)	(L)
1	NONE										

**MONTHLY REPORT OF COST AND QUALITY OF COAL FOR ELECTRIC PLANTS
ORIGIN, TONNAGE, DELIVERED PRICE AND AS RECEIVED QUALITY**

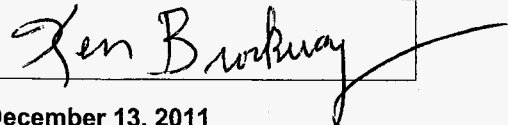
1. Report For Month/Yr: **November 2011**

2. Reporting Company: **Florida Power & Light**

3. Plant Name: **St. Johns River Power Park (SJRPP)**

4. Name, Title & Telephone Number of Contact
Person Concerning Data Submitted on this Form: **Terry Keith (305-552-4334)**

5. Signature of Official Submitting Report:



6. Date Completed: **December 13, 2011**

Line No.	Supplier Name	Mine Location	Purchase Type	Transportation Mode	Tons	Effective Purchase Price (\$/Ton)	Total Trans Cost (\$/Ton)	FOB Plant Price (\$/Ton)	As Received Coal Quality			
									Sulfur Content (%)	Btu Content (%)	Ash Content (%)	Moisture Content (%)
(a)	(b)	(c)	(d)	(e)	(f)	(g)	(h)	(i)	(j)	(k)	(l)	(m)
1	Coal Marketing Company	45,IM,999	LTC	OC	26,826			97.26	0.68	10,575	11.40	13.87
2	Oaktown	„	S	UR	4,576			75.15	3.30	11,524	8.40	12.62
3	Prosperity	,IN,	S	UR	9,400			73.90	1.90	11,497	6.85	14.90
4	Sunrise Coal	„	S	UR	12,113			70.15	3.14	11,376	8.80	13.52

EDITED COPY


**MONTHLY REPORT OF COST AND QUALITY OF COAL FOR ELECTRIC PLANTS
DETAIL OF INVOICE PURCHASE PRICE**

1. Report For Month/Yr: **November 2011**

4. Name, Title & Telephone Number of Contact
Person Concerning Data Submitted on this Form: **Terry Keith (305-552-4334)**

2. Reporting Company: **Florida Power & Light**

5. Signature of Official Submitting Report:



3. Plant Name: **St. Johns River Power Park (SJRPP)**

6. Date Completed: **December 13, 2011**

Line No.	Supplier Name	Mine Location	Purchase Type	Tons	FOB Mine Price (\$/Ton)	Short Haul & Loading Charge	Original Invoice Price (\$/Ton)	Retro-active Price Increases (\$/Ton)	Base Price (\$/Ton)	Quality Adjustments (\$/Ton)	Effective Purchase Price (\$/Ton)
(a)	(b)	(c)	(d)	(e)	(f)	(g)	(h)	(i)	(j)	(k)	(l)
1	Coal Marketing Company	45,IM,999	LTC	26,826		0.00		0.00		0.00	
2	Oaktown	„	S	4,576		0.00		0.00		0.00	
3	Prosperity	,IN,	S	9,400		0.00		0.00		0.00	
4	Sunrise Coal	„	S	12,113		0.00		0.00		0.00	

EDITED COPY

MONTHLY REPORT OF COST AND QUALITY OF COAL FOR ELECTRIC PLANTS
 DETAIL OF TRANSPORTATION CHARGES

1. Report For Month/Yr: **November 2011**

4. Name, Title & Telephone Number of Contact

Person Concerning Data Submitted on this Form: **Terry Keith (305-552-4334)**

2. Reporting Company: **Florida Power & Light**

5. Signature of Official Submitting Report:



3. Plant Name: **St. Johns River Power Park (SJRPP)**

6. Date Completed:

December 13, 2011

Line No.	Supplier Name	Mine Location	Shipping Point	Transportation Mode	Tons	Effective Purchase Price (\$/Ton)	Short Haul & Loading Charge (\$/Ton)	Rail Charges		Waterborne Charges				Total Transport Charges (\$/Ton)	FOB Plant Price (\$/Ton)	
								Rail Rate (\$/Ton)	Other Rail Charges (\$/Ton)	River Barge Rate (\$/Ton)	Trans-loading Rate (\$/Ton)	Ocean Barge Rate (\$/Ton)	Other Water Charges (\$/Ton)			Related Charges (\$/Ton)
(a)	(b)	(c)	(d)	(e)	(f)	(g)	(h)	(i)	(j)	(k)	(l)	(m)	(n)	(o)	(p)	(q)
1	Coal Marketing Company	45,IM,999	EL CERREJON	OC	26,826		0.00	0.00	0.00	0.00	0.00	0.00	0.00	0.00		97.26
2	Oaktown	"	OAKTOWN MIN	UR	4,576		0.00	0.00	0.00	0.00	0.00	0.00	0.00	0.00		75.15
3	Prosperity	,IN,	PROSPERITY MI	UR	9,400		0.00	0.00	0.00	0.00	0.00	0.00	0.00	0.00		73.90
4	Sunrise Coal	"	CARLISLE MINE	UR	12,113		0.00	0.00	0.00	0.00	0.00	0.00	0.00	0.00		70.15

EDITED COPY

**MONTHLY REPORT OF COST AND QUALITY OF COAL FOR ELECTRIC PLANTS
ORIGIN, TONNAGE, DELIVERED PRICE, AND AS RECEIVED QUALITY**

1. Reporting Month: **October** Year: **2011**
 2. Reporting Company: **FLORIDA POWER & LIGHT COMPANY**
 3. Plant Name: **R.W.SCHERER**
 4. Name, Title & Telephone Number of Contact Person Concerning Data
 Submitted on this Form: Terry Keith
 (305) 552-4334
 5. Signature of Official Submitting Report: *Sam Brockway*
 6. Date Completed: **20-Dec-11**

<u>Line No.</u>	<u>Supplier Name</u>	<u>Mine Location</u>	<u>Purchase Type</u>	<u>Transport Mode</u>	<u>Tons</u>	<u>Purchase Price (\$/Ton)</u>	<u>Effective Transport Charges (\$/Ton)</u>	<u>Total FOB Plant Price (\$/Ton)</u>	<u>Sulfur Content (%)</u>	<u>Btu Content (Btu/lb)</u>	<u>Ash Content (%)</u>	<u>Moisture Content (%)</u>
(a)	(b)	(c)	(d)	(e)	(f)	(g)	(h)	(i)	(j)	(k)	(l)	(m)
(1)	BUCKSKIN MINING CO	19/WY/5	S	UR	16,603.67			38.057	0.26	8,351	4.79	29.89
(2)	COAL SALES, LLC	19/WY/5	S	UR	46,987.26			39.842	0.19	8,738	4.55	27.32
(3)	KENNECOTT COAL SALE	19/WY/5	S	UR	27,779.12			42.017	0.21	8,840	5.14	26.01
(4)	KENNECOTT COAL SALE	19/WY/5	S	UR	12,427.37			38.671	0.27	8,384	5.38	29.70
(5)	BUCKSKIN MINING CO	19/WY/5	S	UR	19,292.41			37.904	0.26	8,313	4.64	30.27
(6)	ALPHA COAL WEST, INC	19/WY/5	S	UR	61,440.05			39.261	0.21	8,593	4.27	29.10
(7)	ALPHA COAL WEST, INC	19/WY/5	S	UR	71,334.32			36.475	0.39	8,335	5.03	30.08
(8)	KENNECOTT COAL SALE	19/WY/5	S	UR	31,672.89			37.589	0.26	8,490	4.77	29.42
(9)	ALPHA COAL WEST, INC	19/WY/5	S	UR	9,635.81			37.425	0.29	8,289	4.76	30.47

EDITED COPY

**MONTHLY REPORT OF COST AND QUALITY OF COAL FOR ELECTRIC PLANTS
DETAILED PURCHASED COAL INVOICE INFORMATION**

1. Reporting Month: **October** Year: **2011**
 2. Reporting Company: **FLORIDA POWER & LIGHT COMPANY**
 3. Plant Name: **R.W.SCHERER**

4. Name, Title & Telephone Number of Contact Person Concerning Data
 Submitted on this Form: Terry Keith
 (305) 552-4334

5. Signature of Official Submitting Report:



6. Date Completed: 20-Dec-11

<u>Line No.</u> (a)	<u>Supplier Name</u> (b)	<u>Mine Location</u> (c)	<u>Purch. Type</u> (d)	<u>Tons</u> (e)	<u>FOB Mine Price (\$/Ton)</u> (f)	<u>Shorthaul & Loading Charges (\$/Ton)</u> (g)	<u>Original Invoice Price (\$/Ton)</u> (h)	<u>Retroactive Price Increase (\$/Ton)</u> (i)	<u>Base Price (\$/Ton)</u> (j)	<u>Quality Adjustments (\$/Ton)</u> (k)	<u>Effective Purchase Price (\$/Ton)</u> (l)
(1)	BUCKSKIN MINING CO	19/WY/5	S	16,603.67		-		-		(0.017)	
(2)	COAL SALES, LLC	19/WY/5	S	46,987.26		-		-		0.044	
(3)	KENNECOTT COAL SALE: 19/WY/5		S	27,779.12		-		-		0.143	
(4)	KENNECOTT COAL SALE: 19/WY/5		S	12,427.37		-		-		(0.041)	
(5)	BUCKSKIN MINING CO	19/WY/5	S	19,292.41		-		-		(0.176)	
(6)	ALPHA COAL WEST, INC	19/WY/5	S	61,440.05		-		-		0.081	
(7)	ALPHA COAL WEST, INC	19/WY/5	S	71,334.32		-		-		(0.395)	
(8)	KENNECOTT COAL SALE: 19/WY/5		S	31,672.89		-		-		(0.016)	
(9)	ALPHA COAL WEST, INC	19/WY/5	S	9,635.81		-		-		(0.916)	

EDITED COPY

MONTHLY REPORT OF COST AND QUALITY OF COAL FOR ELECTRIC PLANTS
 DETAILED TRANSPORTATION INVOICE INFORMATION

1. Reporting Month: **October** Year: **2011**
 2. Reporting Company: **FLORIDA POWER & LIGHT COMPANY**
 3. Plant Name: **R.W.SCHERER**

4. Name, Title & Telephone Number of Contact Person Concerning Data
 Submitted on this Form: Terry Keith
 (305) 552-4334
 5. Signature of Official Submitting Report: *Terry Keith*
 6. Date Completed: **20-Dec-11**

Line No. (a)	Supplier Name (b)	Mine Location (c)	Shipping Point (d)	Transport Mode (e)	Tons (f)	Effective Purchase Price (\$/Ton) (g)	Additional Shorthaul & Loading Charges (\$/Ton) (h)	Rail Charges		Waterborne Charges				Other Related Charges (\$/Ton) (o)	Total Transportation Charges (\$/Ton) (p)	FOB Plant Price (\$/Ton) (q)
								Rail Rate (\$/Ton) (i)	Other Rail Charges (\$/Ton) (j)	River Barge Rate (\$/Ton) (k)	Trans-loading Rate (\$/Ton) (l)	Ocean Barge Rate (\$/Ton) (m)	Other Water Charges (\$/Ton) (n)			
(1)	BUCKSKIN MINING CO	19/WY/5	BUCKSKIN JCT, W	UR	16,603.67	-	-	-	-	-	-	-	-	-	-	38.057
(2)	COAL SALES, LLC	19/WY/5	NACCO JCT, WY	UR	46,987.26	-	-	-	-	-	-	-	-	-	-	39.842
(3)	KENNECOTT COAL SAL	19/WY/5	CONVERSE JCT, W	UR	27,779.12	-	-	-	-	-	-	-	-	-	-	42.017
(4)	KENNECOTT COAL SAL	19/WY/5	CORDERO JCT, W	UR	12,427.37	-	-	-	-	-	-	-	-	-	-	38.671
(5)	BUCKSKIN MINING CO	19/WY/5	BUCKSKIN JCT, W	UR	19,292.41	-	-	-	-	-	-	-	-	-	-	37.904
(6)	ALPHA COAL WEST, INC	19/WY/5	BELLE AYR, WY	UR	61,440.05	-	-	-	-	-	-	-	-	-	-	39.261
(7)	ALPHA COAL WEST, INC	19/WY/5	EAGLE BUTTE, W	UR	71,334.32	-	-	-	-	-	-	-	-	-	-	36.475
(8)	KENNECOTT COAL SAL	19/WY/5	CORDERO JCT, W	UR	31,672.89	-	-	-	-	-	-	-	-	-	-	37.589
(9)	ALPHA COAL WEST, INC	19/WY/5	EAGLE BUTTE, W	UR	9,635.81	-	-	-	-	-	-	-	-	-	-	37.425

EDITED COPY

CERTIFICATE OF SERVICE

Docket No. 120001-EI

I, THE UNDERSIGNED COUNSEL, HEREBY CERTIFY that copies of Florida Power & Light Company's forms 423-1, 423-1(a), and 423-1(b) for the month of November, 2011, copies of St. Johns River Power Park forms 423-2, 423-2(a), and 423-2(b) for the month of November, 2011; and copies of Plant Scherer forms 423-2, 423-2(a), and 423-2(b) for the month of October, 2011 have been served via hand delivery* and/or first class mail, postage prepaid to the parties listed below this 23rd day of January, 2012.

Lisa Bennett, Esq.*
Jennifer Crawford, Esq.
Division of Legal Services
Florida Public Service Commission
2540 Shumard Oak Blvd
Tallahassee, Florida 32399-0850
lbennett@psc.state.fl.us
jcrawford@psc.state.fl.us

J. R. Kelly, Esq.
Patricia Christensen, Esq.
Charles Rehwinkel, Esq.
Office of Public Counsel
c/o The Florida Legislature
111 West Madison Street, Room 812
Tallahassee, Florida 32399
Kelly.jr@leg.state.fl.us
Christensen.patty@leg.state.fl.us
rehwinkel.charles@leg.state.fl.us

James D. Beasley, Esq.
J. Jeffrey Wahlen, Esq.
Ausley & McMullen
Attorneys for Tampa Electric
P.O. Box 391
Tallahassee, Florida 32302
jbeasley@ausley.com
jwahlen@ausley.com

John T. Burnett, Esq./Dianne M. Triplett, Esq.
Progress Energy Service Company, LLC
P.O. Box 14042
St. Petersburg, Florida 33733-4042
john.burnett@pgnmail.com
dianne.triplett@pgnmail.com

John W. McWhirter, Jr., Esq.
McWhirter & Davidson, P.A.
Attorneys for FIPUG
P.O. Box 3350
Tampa, Florida 33602
jmcwhirter@mac-law.com

Beth Keating, Esq.
Gunster Firm
Attorneys for FPUC
215 So. Monroe St., Suite 618
Tallahassee, Florida 32301-1804
bkeating@gunster.com

Jeffrey A. Stone, Esq.
Russell A. Badders, Esq.
Beggs & Lane
Attorneys for Gulf Power
501 Commendencia Street
Pensacola, FL 32502
jas@beggslane.com
rab@beggslane.com

James W. Brew, Esq. / F. Alvin Taylor, Esq.
Attorney for White Springs
Brickfield, Burchette, Ritts & Stone, P.C
1025 Thomas Jefferson Street, NW
Eighth Floor, West Tower
Washington, DC 2007-5201
jbrew@bbrslaw.com
ataylor@bbrslaw.com


Robert Scheffel Wright, Esq.
Jay Lavia, Esq.
Gardner, Bist, Wiener, et al., P.A.
Attorneys for Florida Retail Federation and
City of Marianna
1300 Thomaswood Drive
Tallahassee, FL 32308
schef@gbwlegal.com
jlavia@gbwlegal.com

Jon C. Moyle, Esq. and Vicki Kaufman, Esq.
Keefe, Anchors Gordon & Moyle, P.A.
118 N. Gadsden St.
Tallahassee, FL 32301
Co-Counsel for FIPUG
vkaufman@kagmlaw.com
jmoyle@kagmlaw.com

Karen S. White, Esq.
Staff Attorney
AFLOA/JACL-ULT/FLOA/JACL-ULT
139 Barnes Drive, Suite 1
Tyndall AFB, FL 32403-5317
Attorney for the Federal Executive Agencies
Karen.White@tyndall.af.mil

Michael Barrett, Esq.
Division of Legal Services
Florida Public Service Commission
2540 Shumard Oak Blvd
Tallahassee, Florida 32399-0850
mbarrett@psc.state.fl.us

By:



John T. Butler
Fla. Bar No. 283479