

BEFORE THE FLORIDA PUBLIC SERVICE COMMISSION

In re: Notice of Intent of Parkland )  
Utilities, Inc., to increase )  
wastewater rates based upon the )  
application of the provisions of )  
Section 367.081(4)(b), Fla. Stat., )  
For its customers in Broward County. )  
\_\_\_\_\_ )

120000-07

RECEIVED-FPSC  
12 JUL 30 PM 12:42  
COMMISSION  
CLERK

NOTICE OF INTENT OF PARKLAND UTILITIES, INC.  
TO INCREASE ITS RATES

Parkland Utilities, Inc., by and through its undersigned attorneys, gives notice to the Florida Public Service Commission of its intent to apply the pass-through provisions of Sections 367.081(4)(b), Florida Statutes, to increase rates for wastewater service provided by Parkland Utilities, Inc. to its customers in Broward County, Florida.

In accordance with the requirements of Rule 25-30.425, Florida Administrative Code, the following information is provided:

1. Attached hereto as **EXHIBIT "A"** are three schedules prepared by the Utility's accountant which comply with the financial requirements of Rule 25-30.425, Florida Administrative Code (FAC).

**Schedule No. 1** is a calculation of the increase in rates necessary to implement the pass-through increases.

A schedule of purchased wastewater treatment for the 12 months ending May 31, 2012 is included as **Schedule No. 2**. **Schedule No. 3** is a schedule of present and the proposed rates.

2. Attached hereto as **EXHIBIT "B"** in conformance with the requirements of Section 25-30.425 (5)(d), F.A.C., is a copy of the Notice to Customers of this increase in rates. This notice conforms

COM  
AFD 14  
APA  
ECO  
ENG  
GCL  
IDM  
TEL  
CLK

DOCUMENT NUMBER-DATE

05061 JUL 30 2012

FPSC-COMMISSION CLERK

to the requirements of Section 25-30.425 (8), F.A.C., and will be provided to each of the Utility's customers prior to the time those customers begin consumption at the rates established by application of the pass-through.

3. Attached hereto as **EXHIBIT "C"** are revised tariff sheets reflecting the increased rates proposed in conformance with the requirements of Section 25-30.425 (5)(e), F.A.C.

4. Attached hereto as **EXHIBIT "D"** is a copy of the an affirmation as required by Section 367.81(4)(c), Florida Statutes, and Section 25-30.425 (5)(c) and (f), F.A.C.

5. Attached hereto as **EXHIBIT "E"** is a copy of a June 13, 2012 letter from Broward County which constitutes evidence of the increase in rates for utility services by the governmental agency providing such service. Enclosed within Exhibit "E" are copies of the bills for service rendered to the Utility during the most recent twelve month period.

6. The Utility does not have any active written complaints, corrective orders, consent orders, or outstanding citations with the Department of Environmental Protection (DEP) or the County Health Department.

Parkland Utilities, Inc. requests that the Florida Public Service Commission and its Staff approve the form of the Customer Notice provided herein as soon as possible so that it may be distributed to the Utility's customers well in advance of the implementation of the increased rates. The Utility intends to implement these rates for

to the requirements of Section 25-30.425 (8), F.A.C., and will be provided to each of the Utility's customers prior to the time those customers begin consumption at the rates established by application of the pass-through.

3. Attached hereto as **EXHIBIT "C"** are revised tariff sheets reflecting the increased rates proposed in conformance with the requirements of Section 25-30.425 (5) (e), F.A.C.

4. Attached hereto as **EXHIBIT "D"** is a copy of the an affirmation as required by Section 367.81(4) (c), Florida Statutes, and Section 25-30.425 (5) (c) and (f), F.A.C.

5. Attached hereto as **EXHIBIT "E"** is a copy of a June 13, 2012 letter from Broward County which constitutes evidence of the increase in rates for utility services by the governmental agency providing such service. Enclosed within Exhibit "E" are copies of the bills for service rendered to the Utility during the most recent twelve month period.

6. The Utility does not have any active written complaints, corrective orders, consent orders, or outstanding citations with the Department of Environmental Protection (DEP) or the County Health Department.

Parkland Utilities, Inc. requests that the Florida Public Service Commission and its Staff approve the form of the Customer Notice provided herein as soon as possible so that it may be distributed to the Utility's customers well in advance of the implementation of the increased rates. The Utility intends to implement these rates for

TABLE OF CONTENTS

**EXHIBITS**

Exhibit "A"

Schedule No. 1 - Calculation of Index Percentage

Schedule No. 2 - Schedule of Purchased Wastewater Treatment

Schedule No. 3 - Schedule of Present and Proposed Rates

Exhibit "B"                      Customer Notice

Exhibit "C"                      Revised Tariff Sheets

Exhibit "D"                      Affirmation

Exhibit "E"                      Copy of the June 13, 2012 Letter from  
Broward County with Invoices attached

**EXHIBIT "A"**

**GROUP OF THREE SCHEDULES FROM ACCOUNTANT**

**PARKLAND UTILITIES, INC.  
2012 PASS-THROUGH ADJUSTMENT  
FOR THE YEAR ENDED MAY 31, 2012**

PARKLAND UTILITIES, INC.  
 2012 PASS-THROUGH ADJUSTMENT  
 FOR THE YEAR ENDED MAY 31, 2012

LINE NO.		<u>SEWER</u>
7	<u>PURCHASED WASTEWATER TREATMENT PASS-THROUGH ADJUSTMENT</u>	
8	ANNUALIZED PURCHASED WASTEWATER COST (SCHEDULE NO. 4)	\$ 140,729
9	PURCHASED WASTEWATER 12 MONTHS ENDED 12-31-2012 (SCHEDULE NO. 4)	<u>(117,491)</u>
10	TOTAL INCREASE IN WASTEWATER COST	23,238
11	DIVIDE BY FACTOR FOR REGULATORY ASSESSMENT FEES	<u>0.955</u>
12	TOTAL PASS-THROUGH REVENUE INCREASE	<u>\$ 24,333</u>
13	DIVIDE BY GALLONS SOLD (SCHEDULE NO. 4)	<u>60,930</u>
14	INCREASE IN REVENUE PER 1000 GALLONS	<u>\$ 0.40</u>
15	NOTES: (1) RATES WERE LAST INCREASED PURSUANT TO 2012 INDEX	
16	FILING EFFECTIVE JULY 10, 2012.	
17	(2) THE SERVICE AREA IS BUILT-OUT. ALL WASTEWATER TREATMENT	
18	IS PURCHASED AND WATER SUPPLY IS AUGMENTED BY INTER-CONNECT	
19	WITH PALM BEACH COUNTY.	
20	(3) THE COMPANY HOLDS THE FOLLOWING REGULATORY PERMITS:	
21	WATER - DEP ID # 4061957; CUP PERMIT # 06-00242-W.	
22	SEWER - NONE, ALL WASTEWATER TREATMENT & DISPOSAL IS PURCHASED.	
23	(4) PARKLAND UTILITIES, INC. IS IN FULL COMPLIANCE WITH ITS REGULATORY PERMITS.	

PARKLAND UTILITIES, INC.  
SCHEDULE OF PURCHASED WASTEWATER TREATMENT  
FOR THE 12 MONTHS ENDED MAY 31, 2012

LINE NO.	MONTH	PURCHASED WASTEWATER COSTS			PURCHASE RATE PER 1,000	GALLONS PURCHASED (000)	GALLONS SOLD (000)		
		FIXED COSTS	VARIABLE COSTS				RESIDENTIAL	GENERAL SERVICE	TOTAL
1	June - 2011	11,473	5,280	6,193	1.15	5,377	4,699	885	5,584
2	July	12,135	5,280	6,855	1.15	5,952	4,779	643	5,422
3	August	12,558	5,280	7,278	1.15	6,319	3,954	436	4,390
4	September	12,959	5,280	7,679	1.15	6,667	4,731	616	5,347
5	October	12,227	5,165	7,062	1.08	6,565	4,005	570	4,575
6	November	12,943	5,165	7,778	1.08	7,227	4,007	519	4,526
7	December	10,809	4,416	6,393	1.08	5,940	4,235	510	4,745
8	January - 2012	11,118	4,416	6,702	1.08	6,227	5,041	586	5,627
9	February	11,195	4,416	6,780	1.08	6,299	5,033	611	5,644
10	March	10,899	4,416	6,484	1.08	6,024	4,203	464	4,667
11	April	11,055	4,416	6,640	1.08	6,169	4,290	556	4,846
12	May	11,828	4,416	7,412	1.08	6,887	4,823	734	5,557
13	TOTAL	\$ 141,199	\$ 57,944	\$ 83,255		75,653	53,800	7,130	60,930

14 NOTES: (1) THE ANNUALIZED COST OF BROWARD COUNTY PURCHASED WASTEWATER IS AS FOLLOWS:

	NEW	OLD
15		
16	\$ 5,280	\$ 4,416
17	12	12
18	63,359	52,989
19	1.0227	0.8526
20	75,653	75,653
21	77,370	64,502
22	\$ 140,729	\$ 117,491
23	\$ 23,238	

24 (2) FIXED PURCHASED WASTEWATER COSTS ARE COMPRISED OF:

25	TREATMENT DEBT SERVICE	\$ 3,329	\$ 3,329	\$ 3,405
26	ANNUAL TREATMENT ADJUSTMENT	(240)	6	6
27	IR&R - TREATMENT ( 5% OF FIXED COSTS)	154	167	171
28	TRANSMISSION DEBT SERVICE	1,366	1,366	1,399
29	ANNUAL TRANSMISSION ADJUSTMENT	(254)	214	214
30	IR&R - TRANSMISSION (5% OF FIXED COSTS)	56	79	81
31	TREATMENT LEASE CREDIT	-	-	-
32	TRANSMISSION LEASE CREDIT	-	-	-
33	CUSTOMER ACCOUNT FEE	4	4	4
34	TOTAL FIXED COSTS	\$ 4,416	\$ 5,165	\$ 5,280

35 (3) COPIES OF THE MONTHLY BILLS FROM BROWARD COUNTY AND NOTICE OF THE INCREASE  
36 ARE ATTACHED.



PARKLAND UTILITIES, INC.  
 2012 PASS-THROUGH ADJUSTMENT  
 SCHEDULE OF PRESENT AND PROPOSED RATES

LINE NO.		<u>PRESENT RATES</u>	<u>PASS- THROUGH INCREASE</u>	<u>PROPOSED RATES</u>
16	<u>SEWER INCREASE</u>			
17	<u>RESIDENTIAL</u>			
18	BASE FACILITY CHARGE	13.52		13.52
19	GALLONAGE CHARGE PER 1,000 GALLONS			
20	(10K MAXIMUM )	6.97	0.40	7.37
21	<u>GENERAL SERVICE</u>			
22	BASE FACILITY CHARGES:			
23	5/8 X 3/4"	13.52		13.52
24	FULL 3/4"	20.33		20.33
25	1"	33.89		33.89
26	1-1/2"	67.84		67.84
27	2"	108.51		108.51
28	3"	217.03		217.03
29	4"	339.11		339.11
30	6"	678.14		678.14
31	8"	1,085.12		1,085.12
32	GALLONAGE CHARGE PER 1,000 GALLONS	6.97	0.40	7.37

**EXHIBIT "B"**  
**CUSTOMER NOTICE**

NOTICE TO CUSTOMERS

Pursuant to Section 367.081 (4) (b), Florida Statutes, water and wastewater utilities are permitted to "pass through," without a public hearing, a change in rates resulting from an increase or decrease in rates charged for utility services received from a governmental agency, and which services were redistributed by the utility to its customers. Parkland Utilities purchases bulk wastewater service from Broward County. Broward County has recently increased their rates charged to Parkland for bulk sewage treatment.

Even though these increases are allowed, the increased revenue will not allow any increased profit (rate of return) on capital investment of the Utility.

The wastewater gallonage charge will increase by \$0.40 (per 1,000 gallons).

These new rates will go into effect on September 13, 2012 and will appear on your bills after that date.

Sincerely,

Parkland Utilities, Inc.

**EXHIBIT "C"**

**REVISED TARIFF SHEETS**

GENERAL SERVICE  
RATE SCHEDULE GS

AVAILABILITY - Available throughout the area served by the company.

APPLICABILITY - For wastewater service to all customers for which no other schedule applies.

LIMITATIONS - Subject to all of the Rules and Regulations of this Tariff and General Rules and Regulations of the Commission.

RATE - Monthly:

<u>Meter Size</u>	<u>Base Facility Charge</u>
5/8 x 3/4"	\$ 13.52
Full 3/4"	20.33
1"	33.89
1 1/2"	67.84
2"	108.51
3"	217.03
4"	339.11
6"	678.14
8"	1,085.12

GALLONAGE CHARGE - \$7.37 per 1,000 gallons

MINIMUM CHARGE - Base Facility Charge

TERMS OF PAYMENT - Bills are due and payable when rendered and become delinquent if not paid within twenty (20) days. After five (5) working days written notice is mailed to the customer separate and apart from any other bill, service may then be discontinued.

EFFECTIVE DATE - September 13, 2012

TYPE OF FILING - 2012 Pass-Through

Ronald Nunes  
ISSUING OFFICER

Vice President  
TITLE

RESIDENTIAL SERVICE

RATE SCHEDULE RS

AVAILABILITY - Available throughout the area served by the company.

APPLICABILITY - For wastewater service for all purposes in private residences and individually metered apartment units.

LIMITATIONS - Subject to all of the Rules and Regulations of this Tariff and General Rules and Regulations of the Commission.

RATE - Monthly:

<u>Meter Size</u>	<u>Base Facility Charge</u>	<u>Per 1,000 Gallons</u>
All Sizes	\$ 13.52	\$7.37 ***

\*\*\* Maximum 10,000 gallons

MINIMUM CHARGE - Base Facility Charge

TERMS OF PAYMENT - Bills are due and payable when rendered and become delinquent if not paid within twenty (20) days. After five (5) working days written notice is mailed to the customer separate and apart from any other bill, service may then be discontinued.

EFFECTIVE DATE - September 13, 2012

TYPE OF FILING - 2012 Pass-Through

Ronald Nunes  
\_\_\_\_\_  
ISSUING OFFICER

Vice President  
\_\_\_\_\_  
TITLE

**EXHIBIT "D"**  
**AFFIRMATION**

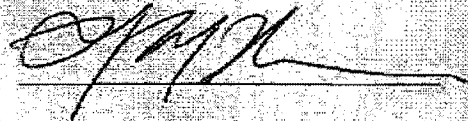
AFFIRMATION

I, Ronald M. Nunes, hereby affirm that the figures and calculations upon which the change in rates is based are accurate and that the change will not cause Parkland Utilities, Inc. to exceed the range of its last authorized rate of return on equity, which is 13.51 percent.

I, as the President of Parkland Utilities, Inc. have read the foregoing and declare that, to the best of my knowledge and belief, the information contained in this Application is true and correct.

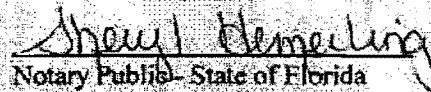
This Affirmation is made pursuant to my request for a 2011 price index and/or pass-through rate increase, in conformance with Section 367.081(4)(c), Florida Statutes.

Further, I am aware that pursuant to Section 837.06, Florida Statutes, whoever knowingly makes a false statement in writing with the intent to mislead a public servant in the performance of his official duty shall be guilty of a misdemeanor of the second degree.



Ronald M. Nunes  
President


Sworn to and subscribed before me this 11 day of MAY, 2012, by  
Ronald M. Nunes, who is personally known to me or who has produced \_\_\_\_\_ as  
identification.



Notary Public - State of Florida

SHERYL HEMERLING  
Printed Name

My Commission Expires: 04/17/2016





**EXHIBIT "E"**

**COPY OF JUNE 13, 2012 LETTER FROM BROWARD  
COUNTY WITH INVOICES ATTACHED**



Public Works Department

**WATER AND WASTEWATER SERVICES**

2555 West Copans Road • Pompano Beach Florida 33069 • PHONE: 954-831-0991 • FAX: 954 831-0989

June 13, 2012

Ron Nunes  
Director of Utilities  
City of Parkland  
8001 Parkside Drive  
Parkland, FL 33067

Dear Mr. Nunes:

At a public hearing held on June 12, 2012, the Broward County Board of County Commissioners approved an amendment to the schedule of rates for debt service for treatment, transmission and disposal services provided to Large Users of the North Regional Wastewater System. The rates are effective for services rendered on or after June 1, 2012, as follows:

Monthly Debt Service  
per million gallons of 2012 reservation

\$5,207.14	Transmission
<u>260.36</u>	5% Surcharge (IR&R)
\$5,467.50	Total Transmission

\$15,607.24	Treatment/Disposal
<u>780.36</u>	5% Surcharge (IR&R)
\$16,387.60	Total Treatment/Disposal

Should you have any questions or concerns, please contact Natalie Otto at 954 831-0964.

Sincerely,

A handwritten signature in black ink, appearing to read "Alan W. Garcia".

Alan W. Garcia, PE Director



Public Works Department / Water and Wastewater Services / Fiscal Operations  
 2555 West Copans Road - Pompano Beach, Florida 33069 - 954-831-0964 - FAX 954-831-0789

CITY OF PARKLAND  
 MIKE BERGEN  
 8001 PARKSIDE DR  
 PARKLAND FL 33067-1675

CITY OF PARKLAND 3080708			
		BILL DATE	
		6/8/2012	
PREVIOUS READ		CURRENT READ	
27-Apr-12 237171		29-May-12 244058	
<b>TREATMENT</b>			
TREATMENT FLOW	6887	0.839	\$5,778.19
TREATMENT DEBT SVC			\$3,329.05
ANNUAL TREATMENT ADJ			(\$239.58)
SUB-TOTAL			\$8,867.66
IR & R		0.05	\$443.38
		SUB-TOTAL	\$9,311.06
<b>TRANSMISSION</b>			
TRANSMISSION FLOW	6887	0.186	\$1,280.98
TRANS. DEBT SVC			\$1,366.16
ANNUAL TRANS ADJ			(\$253.92)
SUB-TOTAL			\$2,393.22
IR & R		0.05	\$119.66
		SUB-TOTAL	\$2,512.87
CUSTOMER ACCOUNT FEE			\$4.14
TREATMENT			\$9,311.06
TRANSMISSION			\$2,512.87
TOTAL INVOICE			\$11,828.07
PREVIOUS BALANCE			\$11,055.27
TOTAL DUE			\$22,883.34
NEW FLOW RATES & DEBT SVC RATE EFFECTIVE 10/1/2011			
NEW ANNUAL ADJUSTMENTS EFFECTIVE 10/29/11			

*OL MB*



Public Works Department / Water and Wastewater Services / Fiscal Operations  
 2555 West Copans Road - Pompano Beach, Florida 33069 - 954-831-0964 - FAX 954-831-0789

CITY OF PARKLAND  
 MIKE BERGEN  
 8001 PARKSIDE DR  
 PARKLAND FL 33067-1675

CITY OF PARKLAND 3080708			
		BILL DATE	
PREVIOUS READ		CURRENT READ	
28-Mar-12	231002	27-Apr-12	237171
<b>TREATMENT</b>			
TREATMENT FLOW	6169	0.839	\$5,175.79
TREATMENT DEBT SVC			\$3,329.05
ANNUAL TREATMENT ADJ			(\$239.58)
SUB-TOTAL			\$8,265.26
IR & R		0.05	\$413.26
SUB-TOTAL			<b>\$8,678.53</b>
<b>TRANSMISSION</b>			
TRANSMISSION FLOW	6169	0.186	\$1,147.43
TRANS. DEBT SVC			\$1,366.16
ANNUAL TRANS ADJ			(\$253.92)
SUB-TOTAL			\$2,259.67
IR & R		0.05	\$112.98
SUB-TOTAL			<b>\$2,372.65</b>
CUSTOMER ACCOUNT FEE			<b>\$4.14</b>
TREATMENT			\$8,678.53
TRANSMISSION			\$2,372.65
TOTAL INVOICE			<b>\$11,055.32</b>
PREVIOUS BALANCE			<b>\$40,899.23</b>
TOTAL DUE			<b>\$21,954.55</b>
<b>NEW FLOW RATES &amp; DEBT SVC RATE EFFECTIVE 10/1/2011</b>			
<b>NEW ANNUAL ADJUSTMENTS EFFECTIVE 10/29/11</b>			

*OK MMB*



Public Works Department / Water and Wastewater Services / Fiscal Operations  
 2555 West Copans Road - Pompano Beach, Florida 33069 - 954-831-0964 - FAX 954-831-0789

CITY OF PARKLAND  
 MIKE BERGEN  
 8001 PARKSIDE DR  
 PARKLAND FL 33067-1675

CITY OF PARKLAND 3080708			
		BILL DATE	4/12/2012
PREVIOUS READ		CURRENT READ	
27-Feb-12		224978	28-Mar-12 231002
<b>TREATMENT</b>			
TREATMENT FLOW	6024	0.839	\$5,054.14
TREATMENT DEBT SVC			\$3,329.05
ANNUAL TREATMENT ADJ			(\$239.58)
SUB-TOTAL			\$8,143.61
IR & R		0.05	\$407.18
SUB-TOTAL			\$8,550.80
<b>TRANSMISSION</b>			
TRANSMISSION FLOW	6024	0.186	\$1,120.46
TRANS. DEBT SVC			\$1,366.16
ANNUAL TRANS ADJ			(\$253.92)
SUB-TOTAL			\$2,232.70
IR & R		0.05	\$111.64
SUB-TOTAL			\$2,344.33
CUSTOMER ACCOUNT FEE			\$4.14
TREATMENT			\$8,550.80
TRANSMISSION			\$2,344.33
TOTAL INVOICE			\$10,899.27
PREVIOUS BALANCE			\$0.00
TOTAL DUE			\$10,899.27
NEW FLOW RATES & DEBT SVC RATE EFFECTIVE 10/1/2011			
NEW ANNUAL ADJUSTMENTS EFFECTIVE 10/29/11			

*OK*  
*MKB*



Public Works Department / Water and Wastewater Services / Fiscal Operations  
 2555 West Copans Road - Pompano Beach, Florida 33069 - 954-831-0964 - FAX 954-831-0789

CITY OF PARKLAND  
 MIKE BERGEN  
 8001 PARKSIDE DR  
 PARKLAND FL 33067-1675

CITY OF PARKLAND 3080708			
		BILL DATE	
		3/8/2012	
PREVIOUS READ		CURRENT READ	
27-Jan-12 218679		27-Feb-12 224978	
<b>TREATMENT</b>			
TREATMENT FLOW	6299	0.839	\$5,284.86
TREATMENT DEBT SVC			\$3,329.05
ANNUAL TREATMENT ADJ			(\$239.58)
SUB-TOTAL			\$8,374.33
IR & R		0.05	\$418.72
SUB-TOTAL			\$8,793.06
<b>TRANSMISSION</b>			
TRANSMISSION FLOW	6299	0.186	\$1,171.61
TRANS. DEBT SVC			\$1,366.16
ANNUAL TRANS ADJ			(\$253.92)
SUB-TOTAL			\$2,283.85
IR & R		0.05	\$114.19
SUB-TOTAL			\$2,398.04
CUSTOMER ACCOUNT FEE			\$4.14
TREATMENT			\$8,793.06
TRANSMISSION			\$2,398.04
TOTAL INVOICE			\$11,195.23
PREVIOUS BALANCE			\$0.00
TOTAL DUE			\$11,195.23
NEW FLOW RATES & DEBT SVC RATE EFFECTIVE 10/1/2011			
NEW ANNUAL ADJUSTMENTS EFFECTIVE 10/29/11			

*OK Mike B*



Public Works Department / Water and Wastewater Services / Fiscal Operations  
 2555 West Copans Road - Pompano Beach, Florida 33069 - 954-831-0964 - FAX 954-831-0789

CITY OF PARKLAND  
 MIKE BERGEN  
 8001 PARKSIDE DR  
 PARKLAND FL 33067-1675

CITY OF PARKLAND 3080708			
		BILL DATE	2/6/2012
PREVIOUS READ		CURRENT READ	
28-Dec-11 212452		27-Jan-12 218679	
<b>TREATMENT</b>			
TREATMENT FLOW	6227	0.839	\$5,224.45
TREATMENT DEBT SVC			\$3,329.05
ANNUAL TREATMENT ADJ			(\$239.58)
SUB-TOTAL			\$8,313.92
IR & R		0.05	\$415.70
SUB-TOTAL			\$8,729.63
<b>TRANSMISSION</b>			
TRANSMISSION FLOW	6227	0.186	\$1,158.22
TRANS. DEBT SVC			\$1,366.16
ANNUAL TRANS ADJ			(\$253.92)
SUB-TOTAL			\$2,270.46
IR & R		0.05	\$113.52
SUB-TOTAL			\$2,383.98
CUSTOMER ACCOUNT FEE			\$4.14
TREATMENT			\$8,729.63
TRANSMISSION			\$2,383.98
TOTAL INVOICE			\$11,117.74
PREVIOUS BALANCE			\$10,059.67
TOTAL DUE			\$21,177.41
NEW FLOW RATES & DEBT SVC RATE EFFECTIVE 10/1/2011			
NEW ANNUAL ADJUSTMENTS EFFECTIVE 10/29/11			



Public Works Department / Water and Wastewater Services / Fiscal Operations  
 2555 West Copans Road - Pompano Beach, Florida 33069 - 954-831-0964 - FAX 954-831-0789

CITY OF PARKLAND  
 MIKE BERGEN  
 8001 PARKSIDE DR  
 PARKLAND FL 33067-1675

CITY OF PARKLAND 3080708			
		BILL DATE	1/9/2012
PREVIOUS READ		CURRENT READ	
29-Nov-11 206512		28-Dec-11 212452	
<b>TREATMENT</b>			
TREATMENT FLOW	5940	0.839	\$4,983.66
TREATMENT DEBT SVC			\$3,329.05
ANNUAL TREATMENT ADJ			(\$239.58)
SUB-TOTAL			\$8,073.13
IR & R		0.05	\$403.66
SUB-TOTAL			\$8,476.80
<b>TRANSMISSION</b>			
TRANSMISSION FLOW	5940	0.186	\$1,104.84
TRANS. DEBT SVC			\$1,366.16
ANNUAL TRANS ADJ			(\$253.92)
SUB-TOTAL			\$2,217.08
IR & R		0.05	\$110.85
SUB-TOTAL			\$2,327.92
CUSTOMER ACCOUNT FEE			\$4.14
TREATMENT			\$8,476.80
TRANSMISSION			\$2,327.92
TOTAL INVOICE			\$10,808.86
PREVIOUS ADJ BALANCE			(\$749.17)
TOTAL DUE			\$10,059.69
NEW FLOW RATES & DEBT SVC RATE EFFECTIVE 10/1/2011			
NEW ANNUAL ADJUSTMENTS EFFECTIVE 10/29/11			

*OK*  
*MIB*  
*ok*





Public Works Department / Water and Wastewater Services / Fiscal Operations  
 2555 West Copans Road - Pompano Beach, Florida 33069 - 954-831-0964 - FAX 954-831-0789

CITY OF PARKLAND  
 MIKE BERGEN  
 8001 PARKSIDE DR  
 PARKLAND FL 33067-1675

CITY OF PARKLAND 3080708			
		BILL DATE	12/12/2011
PREVIOUS READ		CURRENT READ	
28-Oct-11	199285	29-Nov-11	206512
<b>TREATMENT</b>			
TREATMENT FLOW	7227	0.839	\$6,063.45
TREATMENT DEBT SVC			\$3,329.05
ANNUAL TREATMENT ADJ			\$6.00
SUB-TOTAL			\$9,398.50
I R & R		0.05	\$469.93
SUB-TOTAL			\$9,868.44
<b>TRANSMISSION</b>			
TRANSMISSION FLOW	7227	0.186	\$1,344.22
TRANS. DEBT SVC			\$1,366.16
ANNUAL TRANS ADJ			\$214.00
SUB-TOTAL			\$2,924.38
I R & R		0.05	\$146.22
SUB-TOTAL			\$3,070.59
CUSTOMER ACCOUNT FEE			\$4.14
TREATMENT			\$9,868.44
TRANSMISSION			\$3,070.59
TOTAL INVOICE			\$12,943.17
PAST DUE BALANCE			\$12,227.48
TOTAL DUE			\$25,170.65
<b>NEW FLOW RATES &amp; DEBT SVC RATE EFFECTIVE 10/1/2011</b>			

*OK MIB*



Public Works Department / Water and Wastewater Services / Fiscal Operations  
 2555 West Copans Road - Pompano Beach, Florida 33069 - 954-831-0964 - FAX 954-831-0789

CITY OF PARKLAND  
 MIKE BERGEN  
 8001 PARKSIDE DR  
 PARKLAND FL 33067-1675

CITY OF PARKLAND 3080708			
		BILL DATE	
		11/14/2011	
PREVIOUS READ		CURRENT READ	
29-Aug-11 192723		28-Sep-11 199285	
<i>SEP</i>		<i>OCT</i>	
TREATMENT			
TREATMENT FLOW	6562	0.839	\$5,505.52
TREATMENT DEBT SVC			\$3,329.05
ANNUAL TREATMENT ADJ			\$6.00
SUB-TOTAL			\$8,840.57
IR & R		0.05	\$442.03
		SUB-TOTAL	
			\$9,282.61
TRANSMISSION			
TRANSMISSION FLOW	6562	0.186	\$1,220.53
TRANS. DEBT SVC			\$1,366.16
ANNUAL TRANS ADJ			\$214.00
SUB-TOTAL			\$2,800.69
IR & R		0.05	\$140.03
		SUB-TOTAL	
			\$2,940.72
CUSTOMER ACCOUNT FEE			\$4.14
		TREATMENT	\$9,282.61
		TRANSMISSION	\$2,940.72
		TOTAL INVOICE	\$12,227.46
PAST DUE BALANCE			\$0.00
		TOTAL DUE	\$12,227.46
NEW FLOW RATES & DEBT SVC RATE EFFECTIVE WITH THIS INVOICE			

*OK MBS OK ON*



Public Works Department / Water and Wastewater Services / Fiscal Operations  
 2555 West Copans Road - Pompano Beach, Florida 33069 - 954-831-0964 - FAX 954-831-0789

CITY OF PARKLAND  
 MIKE BERGEN  
 8001 PARKSIDE DR  
 PARKLAND FL 33067-1675

CITY OF PARKLAND 3080708				
PREVIOUS READ		BILL DATE		CURRENT READ
29-Aug-11	186056	10/10/2011		28-Sep-11 192723
<b>TREATMENT</b>				
TREATMENT FLOW	6667	0.886	\$5,906.96	
TREATMENT DEBT SVC			\$3,405.03	
ANNUAL TREATMENT ADJ			\$6.00	
SUB-TOTAL			\$9,317.99	
IR & R		0.05	\$465.90	
SUB-TOTAL			\$9,783.90	
<b>TRANSMISSION</b>				
TRANSMISSION FLOW	6667	0.211	\$1,406.74	
TRANS. DEBT SVC			\$1,398.86	
ANNUAL TRANS ADJ			\$214.00	
SUB-TOTAL			\$3,019.60	
IR & R		0.05	\$150.98	
SUB-TOTAL			\$3,170.57	
CUSTOMER ACCOUNT FEE			\$4.06	
TREATMENT			\$9,783.90	
TRANSMISSION			\$3,170.57	
TOTAL INVOICE			\$12,958.53	
PAST DUE BALANCE			\$0.00	
TOTAL DUE			\$12,958.53	
<b>NEW FLOW RATES &amp; DEBT SVC RATE EFFECTIVE 10/1/10</b>				

*OK  
MMB*



Public Works Department / Water and Wastewater Services / Fiscal Operations  
 2555 West Copans Road - Pompano Beach, Florida 33069 - 954-831-0964 - FAX 954-831-0789

CITY OF PARKLAND  
 MIKE BERGEN  
 8001 PARKSIDE DR  
 PARKLAND FL 33067-1675

CITY OF PARKLAND 3080708				
BILL DATE				9/9/2011
PREVIOUS READ		CURRENT READ		
31-Jul-11		179737	29-Aug-11	186056
<b>TREATMENT</b>				
	TREATMENT FLOW	6319	0.886	\$5,598.63
SEP	TREATMENT DEBT SVC			\$3,405.03
	ANNUAL TREATMENT ADJ			\$6.00
	SUB-TOTAL			\$9,009.66
	I R & R		0.05	\$450.48
			SUB-TOTAL	\$9,460.16
<b>TRANSMISSION</b>				
	TRANSMISSION FLOW	6319	0.211	\$1,333.31
SEP	TRANS. DEBT SVC			\$1,398.86
	ANNUAL TRANS ADJ			\$214.00
	SUB-TOTAL			\$2,946.17
	I R & R		0.05	\$147.31
			SUB-TOTAL	\$3,093.47
	CUSTOMER ACCOUNT FEE			\$4.06
			TREATMENT	\$9,460.16
			TRANSMISSION	\$3,093.47
			TOTAL INVOICE	\$12,557.68
	PAST DUE BALANCE			\$0.00
			TOTAL DUE	\$12,557.68
<b>NEW FLOW RATES &amp; DEBT SVC RATE EFFECTIVE 10/1/10</b>				

OR  
 MMB



Public Works Department / Water and Wastewater Services / Fiscal Operations  
 2555 West Copans Road - Pompano Beach, Florida 33069 - 954-831-0964 - FAX 954-831-0789

CITY OF PARKLAND  
 MIKE BERGEN  
 8001 PARKSIDE DR  
 PARKLAND FL 33067-1675

REVISED

CITY OF PARKLAND 3080708				
BILL DATE				8/8/2011
PREVIOUS READ		CURRENT READ		
30-Jun-11		173221	31-Jul-11	179173
<b>TREATMENT</b>				
	TREATMENT FLOW	5952	0.886	\$5,273.47
AUG	TREATMENT DEBT SVC			\$3,405.03
	ANNUAL TREATMENT ADJ			\$6.00
	SUB-TOTAL			\$8,684.50
	IR & R		0.05	\$434.23
			SUB-TOTAL	\$9,118.74
<b>TRANSMISSION</b>				
	TRANSMISSION FLOW	5952	0.211	\$1,255.87
AUG	TRANS. DEBT SVC			\$1,398.86
	ANNUAL TRANS ADJ			\$214.00
	SUB-TOTAL			\$2,868.73
	IR & R		0.05	\$143.44
			SUB-TOTAL	\$3,012.16
	CUSTOMER ACCOUNT FEE			\$4.06
			TREATMENT	\$9,118.74
			TRANSMISSION	\$3,012.16
			TOTAL INVOICE	\$12,134.96
	PAST DUE BALANCE			\$0.00
			TOTAL DUE	\$12,134.96
<b>NEW FLOW RATES &amp; DEBT SVC RATE EFFECTIVE 10/1/10</b>				

*OK*  
*MAB*



Public Works Department / Water and Wastewater Services / Fiscal Operations  
 2555 West Copans Road - Pompano Beach, Florida 33069 - 954-831-0964 - FAX 954-831-0789

CITY OF PARKLAND  
 MIKE BERGEN  
 8001 PARKSIDE DR  
 PARKLAND FL 33067-1675

CITY OF PARKLAND 3080708			
		BILL DATE	
		7/11/2011	
PREVIOUS READ		CURRENT READ	
31-May-11		30-Jun-11	
270622		275999	
<b>TREATMENT</b>			
	TREATMENT FLOW	5377	0.886
			\$4,764.02
JUL	TREATMENT DEBT SVC		\$3,405.03
	ANNUAL TREATMENT ADJ		\$6.00
	SUB-TOTAL		\$8,175.05
	I R & R		0.05
			\$408.75
	SUB-TOTAL		\$8,583.81
<b>TRANSMISSION</b>			
	TRANSMISSION FLOW	5377	0.211
			\$1,134.55
JUL	TRANS DEBT SVC		\$1,398.86
	ANNUAL TRANS ADJ		\$214.00
	SUB-TOTAL		\$2,747.41
	I R & R		0.05
			\$137.37
	SUB-TOTAL		\$2,884.77
	CUSTOMER ACCOUNT FEE		\$4.06
	TREATMENT		\$8,583.81
	TRANSMISSION		\$2,884.77
	TOTAL INVOICE		\$11,472.64
	PAST DUE BALANCE		\$12,084.30
	TOTAL DUE		\$23,556.94
<b>NEW FLOW RATES &amp; DEBT SVC RATE EFFECTIVE 10/1/10</b>			