

AUSLEY & McMULLEN

ATTORNEYS AND COUNSELORS AT LAW

123 SOUTH CALHOUN STREET
P.O. BOX 391 (ZIP 32302)
TALLAHASSEE, FLORIDA 32301
(850) 224-9115 FAX (850) 222-7560

June 13, 2013

HAND DELIVERED

RECEIVED-FPSC
13 JUN 13 PM 2:38
COMMISSION
CLERK

Ms. Ann Cole, Director
Office of Commission Clerk
Florida Public Service Commission
2540 Shumard Oak Boulevard
Tallahassee, FL 32399-0850

Re: Petition for Rate Increase by Tampa Electric Company
FPSC Docket No. 130040-EI


Dear Ms. Cole:

At the service hearings conducted in Tampa and Winter Haven on May 29 and 30, Tampa Electric proffered the attached Composite Notice Exhibit as a late-filed exhibit but a late-filed exhibit number was not assigned for it. We ask that this exhibit be made a part of the record and included in Staff's composite hearing exhibit.

Please acknowledge receipt and filing of the above by stamping the duplicate copy of this letter and returning same to this writer.

Thank you for your assistance in connection with this matter.

Sincerely,



James D. Beasley

JDB/pp
Enclosure

cc: Martha Brown (w/enc.)
All Parties of Record (w/enc.)

DOCUMENT NUMBER-DATE
03303 JUN 13 2013
FPSC-COMMISSION CLERK

**COMPOSITE NOTICE EXHIBIT
TAMPA ELECTRIC COMPANY
CUSTOMER SERVICE HEARINGS
ON 5/29/13 AND 5/30/13**

Tampa Electric has provided the notices required by Order No. PSC-13-0150-PCO-EI and Rule 25-22.0406, F.A.C.

1. Bill Inserts. The company provided notice in bill inserts, approved by Staff prior to mailing to each customer containing the information required by Rule 25-22.0406 (see Attachment "1").
2. Newspaper Notices. Tampa Electric caused to be published in newspapers of general circulation in the area in which the hearing is to be held (Tampa and Winter Haven) a display advertisement approved by Staff, prior to publication, stating the date, time and location and purpose of the service hearings (see Attachment "2").
3. Synopsis of the Rate Increase. A synopsis, approved by Staff prior to distribution, was distributed to the same locations as MFRs, the main county library within or most convenient to Tampa Electric's service area and was sent certified mail return receipt to the chief executive officer of each county and municipality within Tampa Electric's service area and the company has received a receipt of delivery from each chief executive officer listed in the attachment. The synopsis is also available on the company's web site (see Attachment "3").

4. Petition. Upon the filing of its petition for a rate increase in this case, the petition was sent certified mail return receipt to the chief executive officer of each county and municipality within Tampa Electric's service area and the company has received a receipt of delivery from each chief executive officer listed in the Attachment 3. The petition is also available on the company's web site (see Attachment "4").
5. MFRs. Copies of the MFRs were placed in the company's headquarters in Tampa and the main public libraries in Tampa and Winter Haven. (see Attachment "5").
6. Web Site. The company's entire filing was also placed on the company's web site beginning on April 5, 2013 and remains available to customers on this web site. Notice of the availability of the filing on the web site has been given to all customers via bill inserts and the newspaper notices. (see Attachment "6").

ATTACHMENT 1

Service Charges

Type of charge	Current	Proposed
Initial Service Connection	\$75.00	No change
Normal Reconnect Subsequent Subscriber	\$25.00	\$28.00
Same Day Reconnect	\$65.00	\$75.00
Saturday Reconnect	\$300.00	No change
Reconnect after Disconnect at Meter for Cause	\$50.00	\$55.00
Reconnect after Disconnect at Pole for Cause	\$140.00	\$165.00
Field Visit	\$20.00	\$25.00
Tampering Charge without Investigation	\$50.00	\$55.00
Temporary Service	\$235.00	\$260.00

To learn more about our rates and how you can make managing energy costs easier, visit tampaelectric.com for energy-saving tips that can help you lower your monthly electric bill. If you prefer to speak with a representative, please call:

Hillsborough County **(813) 223-0800**

Polk County **(863) 299-0800**

All other counties and out-of-state **1-888-223-0800**

Proposed Changes to Your Electric Base Rate

Tampa Electric recently requested a \$134.8 million increase in base revenues and miscellaneous service revenues. The proposed new rates will reflect the cost of investments the company has made to maintain and add new utility plant assets to safely and reliably serve customers, as well as increased costs essential to the production and delivery of electricity. If approved, the new rates will be effective in January 2014.

Copies of Tampa Electric's filing and a summary of the filing will be available for inspection at TECO Plaza, 702 North Franklin Street, Tampa, FL 33602, (813) 228-4330, online at tampaelectric.com/rates, at John F. Germany Public Library, 900 North Ashley Street, Tampa, FL 33602, (813) 273-3652 and at Winter Haven Public Library, 325 Avenue A North West, Winter Haven, FL 33881, (863) 291-5880.

A summary of Tampa Electric's filing will be available at the following public libraries within the company's service area:

Dr. C. C. Pearce Municipal Library
 103 East Canal Street
 Mulberry, FL 33860
 (863) 425-3246

Bruton Memorial Library
 302 West McLendon Street
 Plant City, FL 33563
 (813) 757-9215

Auburndale Public Library
 100 West Bridgers Avenue
 Auburndale, FL 33823
 (863) 965-5548

City of Oldsmar Public Library
 400 St. Petersburg Drive East
 Oldsmar, FL 34677
 (813) 749-1178

Hugh Embry Branch Library
 14215 Fourth Street
 Dade City, FL 33523
 (352) 567-3576

Temple Terrace Public Library
 202 East Bullard Parkway
 Tampa, FL 33617
 (813) 989-7160



TAMPA ELECTRIC

LIFE RUNS ON ENERGY®

**TAMPA ELECTRIC COMPANY
DOCKET NO. 130040-EI
COMPOSITE NOTICE EXHIBIT NO. _____
PAGE 5 OF 59
FILED: JUNE 13, 2013**

On February 4, 2013, Tampa Electric notified the Florida Public Service Commission (FPSC) that it plans to request an increase to customer base rates. The company filed all necessary documents on April 5, 2013.

The FPSC will hold public hearings regarding Tampa Electric's quality of service and its request for an increase to its base rates and miscellaneous service charges at:

6:00 p.m., Wednesday, May 29, 2013
Hillsborough Community College/Dale Mabry Campus
Student Services Auditorium - DSTU Building, Room 111
4001 West Tampa Bay Boulevard, Tampa, FL 33614

10:00 a.m., Thursday, May 30, 2013
Chain of Lakes Complex - Poolside Room
210 Cypress Gardens Boulevard, Winter Haven, FL 33880

The Commission will conduct a hearing regarding Tampa Electric's request at:

9:30 a.m., Monday, September 9, 2013 through
Wednesday, September 11, 2013, Monday, September
16, 2013, and Tuesday, September 17, 2013
Betty Easley Conference Center, Room 148
4075 Esplanade Way, Tallahassee, FL 32399-0850

Rate information

Basic Service Charge

The monthly basic service charge covers the cost of maintaining your electric meter and the wires that bring electrical service to your home or business. This charge also covers the cost of reading the meter and maintaining customer records and accounting for bill payments, credit and other transactions affecting your account. Basic service charges are incurred even if no electricity is used during the month.

Energy charge

The energy charge includes all other costs of producing and delivering the electricity you purchase, except for the fuel conservation, environmental and capacity cost recovery charges. Under Tampa Electric's tiered rate structure, the first 1,000 kilowatt-hours (kWh) you use will be billed at one rate, and any usage above that 1,000 kWh will be billed at a slightly higher rate. Please refer to the rate chart for more information.

Fuel and other cost recovery charges not affected.

Tampa Electric is not proposing to change the fuel, conservation, environmental or capacity cost recovery charges as part of its request to change base rates.

The rate schedules below are subject to gross receipts taxes, city and state taxes, and franchise fees, where applicable.

Current		Proposed 2014		
Standard Residential Rate (RS)				
Basic Service Charge:	\$ 10.50 per month	\$15.00 per month		
Energy Charge:				
Usage up to 1,000 kWh	4.495 ¢ per kWh	5.078 ¢ per kWh		
Usage over 1,000 kWh	5.495 ¢ per kWh	6.078 ¢ per kWh		
Residential Service Variable Pricing (RSVP-1)				
Basic Service Charge:	\$10.50 per month	\$15.00 per month		
Energy Charge:	4.845 ¢ per kWh	5.390 ¢ per kWh		
Standard General Service, Non-Demand (GS)				
Basic Service Charge:	\$ 10.50 per month	\$18.00 per month		
Energy Charge:	4.845 ¢ per kWh	5.390 ¢ per kWh		
Time-of-Day General Service, Non-Demand (GST)				
Basic Service Charge:	\$12.00 per month	\$20.00 per month		
	On-Peak (¢ per kWh)	Off-Peak (¢ per kWh)	On-Peak (¢ per kWh)	Off-Peak (¢ per kWh)
Energy Charge:	13.057	1.046	14.384	0.960

On February 4, 2013, Tampa Electric notified the Florida Public Service Commission (FPSC) that it plans to request an increase to customer base rates. The company filed all necessary documents on April 5, 2013.

The FPSC will hold public hearings regarding Tampa Electric's quality of service and its request for an increase to its base rates and miscellaneous service charges at:

6:00 p.m., Wednesday, May 29, 2013
 Hillsborough Community College/Dale Mabry Campus
 Student Services Auditorium - DSTU Building, Room 111
 4001 West Tampa Bay Boulevard, Tampa, FL 33614

10:00 a.m., Thursday, May 30, 2013
 Chain of Lakes Complex - Poolside Room
 210 Cypress Gardens Boulevard, Winter Haven, FL 33880

The Commission will conduct a hearing regarding Tampa Electric's request at:

9:30 a.m., Monday, September 9, 2013 through Wednesday, September 11, 2013, Monday, September 16, 2013, and Tuesday, September 17, 2013
 Betty Easley Conference Center, Room 148
 4075 Esplanade Way, Tallahassee, FL 32399-0850

Service Charges

Type of charge	Current	Proposed
Initial Service Connection	\$75.00	No change
Normal Reconnect Subsequent Subscriber	\$25.00	\$28.00
Same Day Reconnect	\$65.00	\$75.00
Saturday Reconnect	\$300.00	No change
Reconnect after Disconnect at Meter for Cause	\$50.00	\$55.00
Reconnect after Disconnect at Pole for Cause	\$140.00	\$165.00
Field Visit	\$20.00	\$25.00
Tampering Charge without Investigation	\$50.00	\$55.00
Temporary Service	\$235.00	\$260.00

After you review the rate schedules listed in this insert, Tampa Electric's Business and Industry department can discuss any questions you have regarding your account and the charges involved. To speak with a representative, please call Tampa Electric at one of the numbers listed below.

Hillsborough County **(813) 223-0800**
 Polk County **(863) 299-0800**
 All other counties and out-of-state **1-888-223-0800**

To learn more about our rates and how you can make managing energy costs easier, visit tampaelectric.com for energy-saving tips that can help you lower your monthly electric bill.

Proposed Changes to Your Electric Base Rate

Tampa Electric recently requested a \$134.8 million increase in base revenues and miscellaneous service revenues. The proposed new rates will reflect the cost of investments the company has made to maintain and add new utility plant assets to safely and reliably serve customers, as well as increased costs essential to the production and delivery of electricity. If approved, the new rates will be effective in January 2014.

Copies of Tampa Electric's filing and a summary of the filing will be available for inspection at TECO Plaza, 702 North Franklin Street, Tampa, FL 33602, (813) 228-4330, online at tampaelectric.com/rates, at John F. Germany Public Library, 900 North Ashley Street, Tampa, FL 33602, (813) 273-3652 and at Winter Haven Public Library, 325 Avenue A North West, Winter Haven, FL 33881, (863) 291-5880.

A summary of Tampa Electric's filing will be available at the following public libraries within the company's service area:

- | | |
|--|--|
| Dr. C.C. Pearce Municipal Library
103 East Canal Street
Mulberry, FL 33860
(863) 425-3246 | Bruton Memorial Library
302 West McLendon Street
Plant City, FL 33563
(813) 757-9215 |
| Auburndale Public Library
100 West Bridgers Avenue
Auburndale, FL 33823
(863) 965-5548 | City of Oldsmar Public Library
400 St. Petersburg Drive East
Oldsmar, FL 34677
(813) 749-1178 |
| Hugh Embry Branch Library
14215 Fourth Street
Dade City, FL 33523
(352) 567-3576 | Temple Terrace Public Library
202 East Bullard Parkway
Tampa, FL 33617
(813) 989-7160 |



TAMPA ELECTRIC COMPANY
DOCKET NO. 130040-EI
COMPOSITE NOTICE EXHIBIT NO. _____
PAGE 7 OF 59
FILED: JUNE 13, 2013

Rate information for commercial and industrial customers

Here is some important information about the rates you currently pay and the proposed rates and service charges.

Tampa Electric has several rate schedule options for our commercial and industrial customers. Depending on the amount of electricity your facility requires, we select the appropriate commercial or industrial rate schedule for you. (Your rate schedule appears in the center portion of your bill, under "New Charges.")

General Service Demand Rate Schedules

The charges assume meter and service at secondary voltage and exclude the fuel, capacity, conservation, and environmental cost recovery charges.

Interruptible Service Rate Schedules

The charges assume meter and service at primary voltage and exclude the fuel, capacity, conservation, and environmental cost recovery charges.

Fuel and other cost recovery charges not affected.

Tampa Electric is not proposing to change the fuel, conservation, environmental or capacity cost recovery charges as part of its request to change base rates.

Current	Proposed 2014
Standard General Service, Demand (GSD)	
Basic Service Charge: \$57.00 per month	\$30.00 per month
Demand Charge: \$ 8.41 per billing kW	\$ 9.50 per billing kW
Energy Charge: 1.583 ¢ per kWh	1.829 ¢ per kWh
Optional General Service, Demand (GSD-option)	
Basic Service Charge: \$57.00 per month	\$30.00 per month
Energy Charge: 5.814 ¢ per kWh	6.468 ¢ per kWh
Time-of-Day General Service, Demand (GSDT)	
Basic Service Charge: \$57.00 per month	\$30.00 per month
Demand Charge: \$ 2.84 per kW of billing kW, plus \$ 5.57 per kW of on-peak kW	\$ 3.23 per kW of billing kW, plus \$ 6.27 per kW of on-peak kW
Energy Charge:	On-Peak (¢ per kWh) Off-Peak (¢ per kWh)
	2.898 1.046
Interruptible Service (IS)* – see note below	
Basic Service Charge: \$622.00 per month	Transferred to Rate Schedule GSD
Demand Charge: \$ 1.45 per billing kW	\$130.00
Energy Charge: 2.504 ¢ per kWh	\$ 9.50 per billing kW 1.829 ¢ per kWh
Interruptible Service Time-of-Day (IST)* – see note below	
Basic Service Charge: \$622.00 per month	Transferred to Rate Schedule GSDT
Demand Charge: \$ 1.45 per kW of billing kW \$ 0.00 per kW of on-peak demand	\$130.00 per month \$ 3.23 per billing kW \$ 6.27 per on-peak kW
Energy Charge:	On-Peak (¢ per kWh) Off-Peak (¢ per kWh)
	2.504 2.504

**Tampa Electric is requesting in this filing that the IS rate schedules be eliminated and that existing customers on those schedules be transferred to the GSD rate schedules.*

Rate schedules are subject to gross receipts taxes, city and state taxes, and franchise fees, where applicable. A late payment charge may be applied to any unpaid balance on your electric bill that is not paid by the past due date.

On February 4, 2013, Tampa Electric notified the Florida Public Service Commission (FPSC) that it plans to request an increase to customer base rates. The company filed all necessary documents on April 5, 2013.

The FPSC will hold public hearings regarding Tampa Electric's quality of service and its request for an increase to its base rates and miscellaneous service charges at:

6:00 p.m., Wednesday, May 29, 2013
Hillsborough Community College/Dale Mabry Campus
Student Services Auditorium - DSTU Building, Room 111
4001 West Tampa Bay Boulevard
Tampa, FL 33614

10:00 a.m., Thursday, May 30, 2013
Chain of Lakes Complex - Poolside Room
210 Cypress Gardens Boulevard
Winter Haven, FL 33880

The Commission will conduct a hearing regarding Tampa Electric's request at:

9:30 a.m., Monday, September 9, 2013 through
Wednesday, September 11, 2013, Monday,
September 16, 2013, and Tuesday, September 17, 2013
Betty Easley Conference Center, Room 148
4075 Esplanade Way, Tallahassee, FL 32399-0850

To learn more about our rates and how you can make managing energy costs easier, visit tampaelectric.com for energy-saving tips that can help you lower your monthly electric bill. To speak with a representative, please call Tampa Electric at one of the numbers listed below.

Hillsborough County **(813) 223-0800**

Polk County **(863) 299-0800**

All other counties and out-of-state **1-888-223-0800**

Proposed Changes to Your Electric Base Rate

Tampa Electric recently requested a \$134.8 million increase in base revenues and miscellaneous service revenues. The proposed new rates will reflect the cost of investments the company has made to maintain and add new utility plant assets to safely and reliably serve customers, as well as increased costs essential to the production and delivery of electricity. If approved, the new rates will be effective in January 2014.

Copies of Tampa Electric's filing and a summary of the filing will be available for inspection at TECO Plaza, 702 North Franklin Street, Tampa, FL 33602, (813) 228-4330, online at tampaelectric.com/rates, at John F. Germany Public Library, 900 North Ashley Street, Tampa, FL 33602, (813) 273-3652 and at Winter Haven Public Library, 325 Avenue A North West, Winter Haven, FL 33881, (863) 291-5880.

A summary of Tampa Electric's filing will be available at the following public libraries within the company's service area:

Dr. C.C. Pearce Municipal Library
103 East Canal Street
Mulberry, FL 33860
(863) 425-3246

Bruton Memorial Library
302 West McLendon Street
Plant City, FL 33563
(813) 757-9215

Auburndale Public Library
100 West Bridgers Avenue
Auburndale, FL 33823
(863) 965-5548

City of Oldsmar Public Library
400 St. Petersburg Drive East
Oldsmar, FL 34677
(813) 749-1178

Hugh Embry Branch Library
14215 Fourth Street
Dade City, FL 33523
(352) 567-3576

Temple Terrace Public Library
202 East Bullard Parkway
Tampa, FL 33617
(813) 989-7160



LIFE RUNS ON ENERGY®

TAMPA ELECTRIC COMPANY
DOCKET NO. 130040-EI
COMPOSITE NOTICE EXHIBIT NO. _____
PAGE 9 OF 59
FILED: JUNE 13, 2013

Fuel and other cost recovery charges not affected.

Tampa Electric is not proposing to change the fuel, conservation, environmental or capacity cost recovery charges as part of its request to change base rates.

No changes are proposed for lighting fixture, poles and maintenance rates. The non-fuel base energy rate is proposed to increase from 2.462¢ per kWh to 3.243¢ per kWh. The proposed Energy Charges per fixture are as shown in the following tables.

Lighting Fixture Descriptions and Charges (per month)

High Pressure Sodium Fixtures				Non-Fuel Base Energy					
Rate Code		Description	Lamp Wattage	kWh		Current Charges		Proposed Charges	
Dusk to Dawn	Timed Svc			Dusk to Dawn	Timed Svc	Dusk to Dawn	Timed Svc	Dusk to Dawn	Timed Svc
800	860	Cobra	50	20	10	0.49	0.25	0.65	0.32
802	862	Cobra/Nema	70	29	14	0.71	0.34	0.94	0.45
803	863	Cobra/Nema	100	44	22	1.08	0.54	1.43	0.71
804	864	Cobra	150	66	33	1.62	0.81	2.14	1.07
805	865	Cobra	250	105	52	2.59	1.28	3.41	1.69
806	866	Cobra	400	163	81	4.01	1.99	5.29	2.63
468	454	Flood ⁽¹⁾	250	105	52	2.59	1.28	3.41	1.69
478	484	Flood	400	163	81	4.01	1.99	5.29	2.63
809	869	Mongoose	400	163	81	4.01	1.99	5.29	2.63
509	508	Post Top PT	50	20	10	0.49	0.25	0.65	0.32
570	530	Classic PT	100	44	22	1.08	0.54	1.43	0.71
810	870	Coach PT	70	29	14	0.71	0.34	0.94	0.45
572	532	Colonial PT	100	44	22	1.08	0.54	1.43	0.71
571	531	Contemporary PT	100	44	22	1.08	0.54	1.43	0.71
573	533	Salem PT	100	44	22	1.08	0.54	1.43	0.71
550	534	Shoebox	100	44	22	1.08	0.54	1.43	0.71
566	536	Shoebox	250	105	52	2.59	1.28	3.41	1.69
552	538	Shoebox	400	163	81	4.01	1.99	5.29	2.63
Metal Halide Fixtures									
704	724	Cobra	350	138	69	3.40	1.70	4.48	2.24
520	522	Cobra	400	159	79	3.91	1.94	5.16	2.56
705	725	Flood	350	138	69	3.40	1.70	4.48	2.24
556	541	Flood	400	159	79	3.91	1.94	5.16	2.56
558	578	Flood	1,000	383	191	9.43	4.70	12.42	6.19
701	721	General PT	150	67	34	1.65	0.84	2.17	1.10
574	548	General PT	175	74	37	1.82	0.91	2.40	1.20
700	720	Salem PT	150	67	34	1.65	0.84	2.17	1.10
575	568	Salem PT	175	74	37	1.82	0.91	2.40	1.20
702	722	Shoebox	150	67	34	1.65	0.84	2.17	1.10
564	549	Shoebox	175	74	37	1.82	0.91	2.40	1.20
703	723	Shoebox	350	138	69	3.40	1.70	4.48	2.24
554	540	Shoebox	400	159	79	3.91	1.94	5.16	2.56
576	577	Shoebox	1,000	383	191	9.43	4.70	12.42	6.19

Rate schedules are subject to gross receipts taxes, city and state taxes, and franchise fees, where applicable.

A Basic Service charge of \$15.00 per month is proposed to replace the current customer charge of \$10.50 per month for metered (customer-owned) street lighting accounts. The non-fuel base energy rate for metered streetlights of 2.462¢ per kWh is proposed to increase to 3.243¢ per kWh.

TAMPA ELECTRIC COMPANY
DOCKET NO. 130040-EI
COMPOSITE NOTICE EXHIBIT NO. ____
PAGE 10 OF 59
FILED: JUNE 13, 2013

ATTACHMENT 2

Notice of Public Hearings

Tampa Electric seeks approval for petition to increase its electric base rates and service charges

The Florida Public Service Commission (FPSC) will hold public hearings regarding Tampa Electric Company's request for an increase to its base rates and miscellaneous service charges.

The purpose of these hearings will be to permit members of the public, who are not parties to the proceeding, to give testimony regarding Tampa Electric's quality of service and the company's request for increase to its base rates and miscellaneous service charges.

Persons who wish to present testimony are urged to appear at the beginning of the hearings. If no witnesses are present to testify at that time, the hearings may be adjourned early.

The hearings will be held:

6:00 p.m., Wednesday, May 29, 2013
Hillsborough Community College/Dale Mabry Campus
Student Services Auditorium - DSTU Building, Room 111
4001 West Tampa Bay Boulevard, Tampa, FL 33614

10:00 a.m., Thursday, May 30, 2013
Chain of Lakes Complex - Poolside Room
210 Cypress Gardens Boulevard, Winter Haven, FL 33880

The case has been assigned Docket No. 130040-EI by the FPSC. Public Counsel has intervened in this docket and will be present at the hearings to represent the public. The Public Counsel representative may be contacted prior to the hearing at 111 West Madison Street, Room 812, Tallahassee, FL 32399-1400, or by phone at 1-800-342-0222.

Tampa Electric has requested a \$134.8 million increase in base revenues and miscellaneous service revenues. Tampa Electric has not requested a base rate increase since 2008.

Copies of Tampa Electric's filing and a summary of the filing are available for inspection at TECO Plaza, 702 North Franklin Street, Tampa, FL 33602, (813) 228-4330, online at tampaelectric.com/rates, at John F. Germany Public Library, 900 North Ashley Street, Tampa, FL 33602, (813) 273-3652 and at Winter Haven Public Library, 325 Avenue A North West, Winter Haven, FL 33881, (863) 291-5880.

A summary of Tampa Electric's filing is available at the following public libraries within the company's service area:

Dr. C.C. Pearce Municipal Library 103 East Canal Street Mulberry, FL 33860 (863) 425-3246	Bruton Memorial Library 302 West McLendon Street Plant City, FL 33563 (813) 757-9215
Auburndale Public Library 100 West Bridgers Avenue Auburndale, FL 33823 (863) 965-5548	City of Oldsmar Public Library 400 St. Petersburg Drive East Oldsmar, FL 34677 (813) 749-1178
Hugh Embry Branch Library 14215 Fourth Street Dade City, FL 33523 (352) 567-3576	Temple Terrace Public Library 202 East Bullard Parkway Temple Terrace, FL 33617 (813) 989-7160

Written comments regarding the request for base rate and service charge increases may be sent to the Commission at the following address:

Ann Cole, Director
Office of Commission Clerk
Florida Public Service Commission
2540 Shumard Oak Boulevard
Tallahassee, FL 32399-0850
Re: Docket No. 130040-EI



AFFIDAVIT OF PUBLICATION

Before me, a Notary public, personally appeared

Joe Gess
Name (please print)

Majors/National Sales Manager
Title

This is to certify that the Tampa Electric Notice of Public Hearings ad measuring 3 columns x 13" appeared on page 14 in the Nation/World section of the full run Tampa Tribune on Friday, May 10, 2013.

Joe Gess
Signature

State of Florida

County of Hillsborough

Sworn to and subscribed before me this 30 day of May 2013

Janet Guidry
Notary Public Signature

April 29, 2014
Commission Expires



AFFIDAVIT OF PUBLICATION NEWS CHIEF Lakeland, Polk County, Florida

STATE OF FLORIDA)

Before the undersigned authority personally appeared Paula Freeman, who on oath says that she is a Customer Service for Advertising at The Ledger, the owner of The News Chief, a daily newspaper published at Lakeland in Polk County, Florida; that the attached copy of advertisement, being a

NOTICE OF PUBLIC HEARINGS

in the matter TAMPA ELECTRIC

Concerning PETITION TO INCREASE ELECTRIC BASE RATES SERVICES CHARGES

was published in said newspaper in the issues of 5-10; 2013

Affiant further says that said The News Chief is a newspaper published at Lakeland, in said Polk County, Florida, and that the said newspaper has heretofore been continuously published in said Polk County, Florida, daily, and has been entered as second class matter at the post office in Lakeland, in said Polk County, Florida, for a period of one year next preceding the first publication of the attached copy of advertisement; and affiant further says that he has neither paid nor promised any person, firm or corporation any discount, rebate, commission or refund for the purpose of securing this advertisement for publication in the said newspaper.

Signed: Paula Freeman
Paula Freeman
Customer Service for Advertising
Who is personally known to me.

Sworn to and subscribed before me this 10TH

day of May A.D. 2013

Patricia Ann Rouse
Notary Public



My Commission Expires October 17, 2016

DATE 5/30/13


Tampa Electric - Acct # 1000242416
PO Box 111
Tampa, FL 33601

RE: Proof of Performance – 5/10/13 – North of Tampa Times, City Times, Brandon Times

AFFIDAVIT OF PUBLICATION

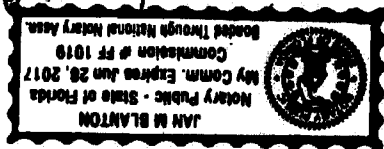
STATE OF FLORIDA
COUNTY OF HILLSBOROUGH

Before the undersigned authority personally appeared John Barker, who on oath says that (s)he is a(n) Sales Assistant of the Tampa Bay Times, a daily newspaper published at St. Petersburg, in Pinellas County, Florida. Client, Tampa Electric ordered ONE (io#1003955386) ad, for the day of 5/10/13 which published according to their order.

Signature 
Title SALES ASSISTANT

Sworn to and subscribed
before me this 30th day of
may, 2013.


Notary Public



**AFFIDAVIT OF PUBLICATION
THE LEDGER
Lakeland, Polk County, Florida**

STATE OF FLORIDA)
COUNTY OF POLK)

Before the undersigned authority personally appeared Paula Freeman, who on oath says that she is Customer Service of Classified Advertising at The Ledger a daily newspaper published at Lakeland in Polk County, Florida; that the attached copy of advertisement, being a

NOTICE OF PUBLIC HEARINGS

in the matter of **TAMPA ELECTRIC**

Concerning **INCREASE ITS ELECTRIC BASE RATES
AND SERVICES CHARGES**

was published in said newspaper in the issues of

5-10; 2013

Affiant further says that said The Ledger is a newspaper published at Lakeland, in said Polk County, Florida, and that the said newspaper has heretofore been continuously published in said Polk County, Florida, daily, and has been entered as second class matter at the post office in Lakeland, in said Polk County, Florida, for a period of one year next preceding the first publication of the attached copy of advertisement; and affiant further says that he has neither paid nor promised any person, firm or corporation any discount, rebate, commission or refund for the purpose of securing this advertisement for publication in the said newspaper.

Signed *Paula Freeman*
Paula Freeman
Customer Service for Classified Advertising
Who is personally known to me.


Sworn to and subscribed before me this *10TH*

day of *May* A.D. 2013

Patricia Ann Rouse
Notary Public

(SEAL)

My Commission Expires - October 17, 2016



TAMPA ELECTRIC COMPANY
DOCKET NO. 130040-EI
COMPOSITE NOTICE EXHIBIT NO. ____
PAGE 16 OF 59
FILED: JUNE 13, 2013

ATTACHMENT 3

TAMPA ELECTRIC COMPANY
DOCKET NO. 130040-EI
COMPOSITE NOTICE EXHIBIT NO. _____
PAGE 17 OF 59
FILED: JUNE 13, 2013

Name	Title	Governing Body	Address	Address 2	City	State	Zipcode
Mr. Bobby Green	City Manager	City of Auburndale		PO Box 186	Auburndale	FL	33823
The Honorable Richard Haymann	Mayor	City of Auburndale		PO Box 186	Auburndale	FL	33823
The Honorable Camille Hernandez	Mayor	City of Dade City		PO Box 1355	Dade City	FL	33526
Mr. William Poe	City Manager	City of Dade City		PO Box 1355	Dade City	FL	33526
The Honorable J. R. Sullivan	Mayor	City of Eagle Lake		PO Xob 129	Eagle Lake	FL	33839
Mr. Pete Gardner	City Manager	City of Eagle Lake		PO Xob 129	Eagle Lake	FL	33839
The Honorable Jack C. Dearmin	Mayor	City of Lake Alfred		120 East Pomelo	Lake Alfred	FL	33850
Mr. Ryan Leavengood	City Manager	City of Lake Alfred		120 East Pomelo	Lake Alfred	FL	33850
The Honorable George H. Hatch	Mayor	City of Mulberry		PO Box 707	Mulberry	FL	33860
Mr. Richard Johnson	City Manager	City of Mulberry		PO Box 707	Mulberry	FL	33860
Mr. Bruce Haddock	City Manager	City of Oldsmar		100 State Street	Oldsmar	FL	34677
The Honorable Jim Ronecker	Mayor	City of Oldsmar		100 State Street	Oldsmar	FL	34677
The Honorable Michael Sparkman	Mayor	City of Plant City		PO Box C	Plant City	FL	33564
Mr. Greg Horwedel	City Manager	City of Plant City		PO Box C	Plant City	FL	33564
The Honorable Joe LaCascia	Mayor	City of Polk City		123 Broadway Blvd SE	Polk City	FL	33868
Ms. Patricia Jackson	City Manager	City of Polk City		123 Broadway Blvd SE	Polk City	FL	33868
The Honorable Timothy Newlon	Mayor	City of San Antonio		PO Box 75	San Antonio	FL	33576
Ms. Barbara Sessa	City Clerk	City of San Antonio		PO Box 75	San Antonio	FL	33576
The Honorable Bob Buckhorn	Mayor	City of Tampa		306 East Jackson Street	Tampa	FL	33602
The Honorable Charlie Miranda	Chairman	City of Tampa	Tampa City Council	315 E Kennedy Blvd	Tampa	FL	33602
Mr. Kim Leinbach	City Manager	City of Temple Terrace		PO Box 16930	Temple Terrace	FL	33687
The Honorable Frank Chillura	Mayor	City of Temple Terrace		PO Box 16930	Temple Terrace	FL	33687
The Honorable James H. "J.P." Powell	Mayor	City of Winter Haven		PO Box 2277	Winter Haven	FL	33883
Mr. Deric Feacher	City Manager	City of Winter Haven		PO Box 2277	Winter Haven	FL	33883
The Honorable Ken Hagan	Chairman	Hillsborough County	Board Of County Commissioners	County Center 2nd Floor 601 E Kennedy Blvd.	Tampa	FL	33602
Mr. Mike Merrill	County Administrator	Hillsborough County		County Center 26th Floor 601 E Kennedy Blvd.	Tampa	FL	33602
The Honorable Ted Schrader	Chairman	Pasco County	Board Of County Commissioners	7530 Little Road	New Port Richey	FL	34654
Mr. John Gallagher	County Administrator	Pasco County		7530 Little Road	New Port Richey	FL	34654
The Honorable Melony Bell	Chairman	Polk County	Board Of County Commissioners	Drawer BC01 - PO Box 9005	Bartow	FL	33831
Mr. Jim Freeman	County Manager	Polk County		Drawer BC01 - PO Box 9005	Bartow	FL	33831
The Honorable William E. Hamilton	Mayor	Town of St. Leo		PO Box 2479	St. Leo	FL	33574
Ms. Joan Miller	Town Clerk	Town of St. Leo		PO Box 2479	St. Leo	FL	33574

BEFORE THE
FLORIDA PUBLIC SERVICE COMMISSION
DOCKET NO. 130040-EI

IN RE: TAMPA ELECTRIC COMPANY'S
PETITION FOR AN INCREASE IN BASE RATES
AND MISCELLANEOUS SERVICE CHARGES



SYNOPSIS OF RATE REQUEST

THIS DOCUMENT IS PROVIDED BY TAMPA ELECTRIC PURSUANT TO THE
REQUIREMENTS OF RULE 25-22.0406, FLORIDA ADMINISTRATIVE CODE,
NOTICE AND PUBLIC INFORMATION ON GENERAL RATE INCREASE REQUESTS

SUMMARY OF RATE CASE

On April 5, 2013 Tampa Electric Company ("Tampa Electric" or the "company") petitioned the Florida Public Service Commission (the "Commission") for an increase in its permanent base rates and miscellaneous service charges. The company's last request for a base rate increase was filed in 2008.

The Commission, under Florida law, regulates the rates, miscellaneous service charges and service provided by Florida investor-owned utilities. The case has been assigned Docket No. 130040-EI by the Commission.

The requested increase is needed primarily to cover the incremental cost of capital funding and the related depreciation expense associated with generating, transmission and distribution facilities needed by the company to provide safe, reliable and efficient electric service to its customers. These incremental costs, coupled with increasing operating and maintenance expenses and a slower than anticipated economic recovery, are the main drivers behind the company's rate request. Tampa Electric has requested a \$134.8 million increase in base revenues and miscellaneous service revenues.

A more complete description of Tampa Electric's request is provided in the petition and direct testimony of Tampa Electric witnesses and the detailed data supporting the request is contained in the Minimum Filing Requirements (MFRs), all of which were submitted to the Commission in the proceeding. The Executive Summary ("A" Schedules) of the MFRs is included in the appendix at the end of this synopsis. A bill comparison showing typical monthly bills is contained on page two.

A copy of Tampa Electric's entire rate request filing with the Commission, including a complete set of MFRs, is available for inspection at TECO Energy Plaza in downtown Tampa at 702 North Franklin Street, online at www.tampaelectric.com/rateschanges, at the main Hillsborough County library, the John F. Germany Public Library at 900 North Ashley Street and at the Winter Haven library, the Kathryn L. Smith Memorial at 325 Avenue A North West.

COMPARISON OF BILLS

Under Tampa Electric's proposal, the following customer classes would receive bill increases when the proposed new rates are put into effect on and after the first cycle billing period in January 2014.

The Residential Service monthly bill for 1,000 kWh of \$102.58 would increase to \$112.99 for a 10.1 percent increase.

The small commercial General Service monthly 3,000 kWh bill of \$306.74 would increase to \$330.98 for a 7.9 percent increase.

The monthly bill for typical secondary voltage, commercial General Service Demand customer with 500 KW demand, 219,000 kWh and a 60 percent load factor would increase 6.0 percent from the present \$18,444.95 to \$19,547.06.

The monthly bill for a typical primary voltage, large industrial General Service Demand customer with 1,000 KW demand, 438,000 kWh and a 60 percent load factor would increase 6.0 percent from the present \$35,932.84 to \$38,071.43.

The current bills are calculated using fuel, conservation, environmental and capacity charges proposed to be in effect for January through December 2013 and the current base rate charges. The proposed bills are calculated using fuel, conservation, environmental and capacity charges proposed for January through December 2013 adjusted for the proposed base rate changes.

MAJOR RATE CASE ISSUES

It is not possible to anticipate at the start of a general base rate case all the issues that may arise, but potential major revenue requirement issues involved in the case could include:

- Are the company's test year customer, demand and energy forecasts reasonable?
- What should be value of the company's test year investment in rate base?
- What should be the company's test year operating revenues?
- What should be the company's test year operating expenses?
- What should be the company's test year overall rate of return?
- What should be the company's test year allowed rate of return on equity?
- What will be the company's test year revenue deficiency?
- What is the appropriate cost of service methodology to use in designing rates?
- What will be the appropriate rate levels for each customer class of service?
- What will be the appropriate charge for each miscellaneous service?

The specific issues in the case will be identified in a prehearing order issued prior to the hearing.

THE RATE CASE PROCESS

All public utilities, as defined in Chapter 366.02, Florida Statutes, must petition the Florida Public Service Commission ("the Commission") to increase their rates to retail customers. After the filing of the request, the Commission has eight months to conduct the case. The filing to request a base rate increase consists of the petition, direct testimony and exhibits from company witnesses and the Minimum Filing Requirements (MFRs), which are an extensive set of documents containing detailed data in support of the rate increase. This information is distributed to Commissioners, the Commission staff, the Office of Public Counsel and other parties who intervene in the case.

After the filing is made, the discovery process begins. During the process, the utility responds to requests for information (interrogatories) and production of document requests from the Commission staff and the parties (intervenors) to the case. The Commission staff performs a field audit of the company's filed data to ensure compliance with Commission rules and accuracy of the information provided. Formal depositions (interviews) with company witnesses may also be conducted to gather information and better identify issues.

Intervenors in the case often present their own witnesses, testimony and exhibits in response to the company's filing. They use the company's initial filing materials, as well as discovery responses from the company, as a basis for the positions they take in the case. The parties, their witnesses, testimony and exhibits are subject to discovery as well. The company will then have the opportunity to present rebuttal testimony and exhibits to any intervenors who file testimony.

Toward the end of the discovery process and just before the technical hearing commences, the company, staff and intervenors prepare issue lists and preliminary positions for the case. These lists of issues are then combined and narrowed in a Prehearing Order in an effort to help the Commission focus on the important facets of the case during the hearing. In the following paragraphs, the Commission schedule for Tampa Electric's case is discussed. The dates listed are tentative and subject to revision.

Public hearings will be held in Tampa Electric's service territory in order to provide customers the opportunity to voice their views to the Commission prior to the full hearing.

Persons who wish to present testimony are urged to appear at the beginning of the hearing since the hearing may be adjourned early if no witnesses are present to testify. This hearing will enable customers to express their views regarding the company's rate request, which the Commission takes into account when ruling on the case.

Public Counsel has intervened in this docket and will be present at the service hearings to represent the public. He may be contacted prior to the hearing at 111 West Madison Street, Suite 812, Claude Pepper Building, Tallahassee, Florida 32399-1400, or by phone at (800) 342-0222.

The final hearing will be held in the Betty Easley Conference Center, Room 148, located at 4075 Esplanade Way in Tallahassee, Florida. At this hearing, the legal "record" is further established for deciding the case through direct, rebuttal and cross examination testimony and the introduction of exhibits and other relevant evidence.

After the hearing, legal briefs are filed by the parties to summarize their positions. The Commission staff reviews the briefs and the record produced at the hearing, and then produces a recommendation to the Commission that addresses each issued identified in the case.

The Commission then holds Special Agenda Conference and votes on the issues, first on revenue requirements issues and then on rate issues. After the votes, Commission attorneys prepare a final order that reflects the Commission's votes and provides background for the case, the basis for each of the decisions reached, the new approved rates, and the effective dates of the new rates. After the Commission order is issued, parties will have an opportunity to ask the Commission to reconsider its decision on the issues.

RATE CASE TIME SCHEDULE

Below is a tentative schedule of Tampa Electric's rate case established by the PSC as of April 10, 2013.

Activity	Date
Petition, MFRs and company Direct Testimony Filed	April 5, 2013
Agenda – Suspension of Rates	May 14, 2013
Standard Order – Suspension	June 3, 2013
Service Hearing (Tampa)	May 29, 2013
Service Hearing (Winter Haven)	May 30, 2013
Testimony – Intervenor	July 15, 2013
Testimony – Staff	July 31, 2013
Testimony – Rebuttal	August 15, 2013
Prehearing Statements	August 19, 2013
Prehearing Conference	August 26, 2013
Hearing	September 9, 10, 11, 16 & 17, 2013
Briefs Due	October 1, 2013
Staff Recommendation – Rev. Req. & Rate Issues	November 1, 2013
Agenda – Rev. Req. & Rate Issues	November 13, 2013
Staff Recommendation – Rate Design Issues	November 25, 2013
Agenda – Rate Design Issues	December 3, 2013
8-Month Deadline	December 5, 2013
Standard Order	December 20, 2013

NOTE: THIS SCHEDULE IS TENTATIVE AND SUBJECT TO REVISION.

TAMPA ELECTRIC COMPANY
DOCKET NO. 130040-EI
COMPOSITE NOTICE EXHIBIT NO. ____
PAGE 25 OF 59
FILED: JUNE 13, 2013

APPENDIX

FLORIDA PUBLIC SERVICE COMMISSION

EXPLANATION: Provide the calculation of the requested full revenue requirements increase.

Type of data shown:

XX Projected Test Year Ended 12/31/2014

Projected Prior Year Ended 12/31/2013

Historical Prior Year Ended 12/31/2012

Witness: J. S. Chronister

COMPANY: TAMPA ELECTRIC COMPANY

DOCKET No. 130040-EI

Line No.	(1) Description	(2) Source	(3) Amount (000)
1			
2			
3	Jurisdictional Adjusted Rate Base	Schedule B-1	\$ 4,339,974
4			
5	Rate of Return on Rate Base Requested	Schedule D-1a	6.74%
6			
7	Jurisdictional Net Operating Income Requested	Line 3 x Line 5	292,514
8			
9	Jurisdictional Adjusted Net Operating Income	Schedule C-1	209,901
10			
11	Net Operating Income Deficiency (Excess)	Line 7 - Line 9	82,613
12			
13	Earned Rate of Return	Line 9/Line 3	4.84%
14			
15	Net Operating Income Multiplier	Schedule C-44	1.63220
16			
17	Revenue Increase (Decrease) Requested	Line 11 x Line 15	\$ 134,841
18			
19			
20			
21			
22			
23			
24			
25			
26			
27			
28			
29			
30			
31			
32			
33			
34			
35			
36			
37			
38			
39			
40			
41			

Supporting Schedules: B-1,C-1,C-44,D-1a

Recap Schedules:

26

TAMPA ELECTRIC COMPANY
 DOCKET NO. 130040-EI
 COMPOSITE NOTICE EXHIBIT NO. _____
 PAGE 26 OF 59
 FILED: JUNE 13, 2013

FLORIDA PUBLIC SERVICE COMMISSION

EXPLANATION: For each rate, calculate typical monthly bills for present rates and proposed rates.

Type of data shown:

COMPANY: TAMPA ELECTRIC COMPANY

RS - RESIDENTIAL SERVICE

XX Projected Test year Ended 12/31/2014
 Projected Prior Year Ended 12/31/2013
 Historical Prior Year Ended 12/31/2012
 Witness: W. R. Ashburn

DOCKET No. 130040-EI

RATE SCHEDULE		BILL UNDER PRESENT RATES									BILL UNDER PROPOSED RATES						INCREASE		COSTS IN CENTS/KWH	
Line No.	RS		(3)	(4)	(5)	(6)	(7)	(8)	(9)	(10)	(11)	(12)	(13)	(14)	(15)	(16)	(17)	(18)	(19)	
	TYPICAL KW	KWH	BASE RATE	FUEL CHARGE	ECCR CHARGE	CAPACITY CHARGE	ECRC CHARGE	GRT CHARGE	TOTAL	BASE RATE	FUEL CHARGE	ECCR CHARGE	CAPACITY CHARGE	ECRC CHARGE	GRT CHARGE	TOTAL	DOLLARS (16)-(9)	PERCENT (17)/(9)	PRESENT (9)/(2)	PROPOSED (15)/(2)
1	0	-	\$ 10.50	\$ -	\$ -	\$ -	\$ -	\$ 0.27	\$ 10.77	\$ 15.00	\$ -	\$ -	\$ -	\$ -	\$ 0.38	\$ 15.38	\$ 4.62	42.9%	-	-
2																				
3	0	100	\$ 15.00	\$ 3.37	\$ 0.30	\$ 0.23	\$ 0.56	\$ 0.50	\$ 19.95	\$ 20.08	\$ 3.37	\$ 0.29	\$ 0.22	\$ 0.56	\$ 0.63	\$ 25.15	\$ 5.19	26.0%	19.95	25.15
4																				
5	0	250	\$ 21.74	\$ 8.42	\$ 0.75	\$ 0.58	\$ 1.40	\$ 0.84	\$ 33.72	\$ 27.70	\$ 8.42	\$ 0.73	\$ 0.56	\$ 1.40	\$ 0.99	\$ 39.79	\$ 6.06	18.0%	13.49	15.91
6																				
7	0	500	\$ 32.98	\$ 16.85	\$ 1.49	\$ 1.16	\$ 2.79	\$ 1.42	\$ 56.68	\$ 40.39	\$ 16.85	\$ 1.45	\$ 1.11	\$ 2.79	\$ 1.60	\$ 64.19	\$ 7.51	13.3%	11.34	12.84
8																				
9	0	750	\$ 44.21	\$ 25.27	\$ 2.24	\$ 1.74	\$ 4.19	\$ 1.99	\$ 79.63	\$ 53.09	\$ 25.27	\$ 2.18	\$ 1.67	\$ 4.19	\$ 2.21	\$ 88.59	\$ 8.96	11.3%	10.62	11.81
10																				
11	0	1,000	\$ 55.45	\$ 33.69	\$ 2.98	\$ 2.32	\$ 5.58	\$ 2.56	\$ 102.58	\$ 65.78	\$ 33.69	\$ 2.90	\$ 2.22	\$ 5.58	\$ 2.82	\$ 112.99	\$ 10.41	10.1%	10.26	11.30
12																				
13	0	1,250	\$ 69.19	\$ 44.61	\$ 3.73	\$ 2.90	\$ 6.98	\$ 3.27	\$ 130.67	\$ 80.98	\$ 44.61	\$ 3.63	\$ 2.78	\$ 6.98	\$ 3.56	\$ 142.53	\$ 11.86	9.1%	10.45	11.40
14																				
15	0	1,500	\$ 82.93	\$ 55.54	\$ 4.47	\$ 3.48	\$ 8.37	\$ 3.97	\$ 158.75	\$ 96.17	\$ 55.54	\$ 4.35	\$ 3.33	\$ 8.37	\$ 4.30	\$ 172.06	\$ 13.31	8.4%	10.58	11.47
16																				
17	0	2,000	\$ 110.40	\$ 77.38	\$ 5.96	\$ 4.64	\$ 11.16	\$ 5.37	\$ 214.91	\$ 126.56	\$ 77.38	\$ 5.80	\$ 4.44	\$ 11.16	\$ 5.78	\$ 231.12	\$ 16.21	7.5%	10.75	11.56
18																				
19	0	3,000	\$ 165.35	\$ 121.07	\$ 8.94	\$ 6.96	\$ 16.74	\$ 8.18	\$ 327.24	\$ 187.34	\$ 121.07	\$ 8.70	\$ 6.66	\$ 16.74	\$ 8.73	\$ 349.24	\$ 22.00	6.7%	10.91	11.64
20																				
21	0	5,000	\$ 275.25	\$ 208.45	\$ 14.90	\$ 11.80	\$ 27.90	\$ 13.80	\$ 551.90	\$ 308.90	\$ 208.45	\$ 14.50	\$ 11.10	\$ 27.90	\$ 14.64	\$ 585.49	\$ 33.59	6.1%	11.04	11.71
22																				
23																				
24																				
25					PRESENT				PROPOSED											
25					CUSTOMER CHARGE	10.50	\$/Bll		15.00	\$/Bll										
26					DEMAND CHARGE	-	\$/KW		-	\$/KW										
27					ENERGY CHARGE															
28					0 - 1,000 KWH	4.495	¢/KWH		5.078	¢/KWH										
29					Over 1,000 KWH	5.495	¢/KWH		6.078	¢/KWH										
30					FUEL CHARGE															
31					0 - 1,000 KWH	3.369	¢/KWH		3.369	¢/KWH										
32					Over 1,000 KWH	4.369	¢/KWH		4.369	¢/KWH										
33					CONSERVATION CHARGE	0.298	¢/KWH		0.290	¢/KWH										
34					CAPACITY CHARGE	0.232	¢/KWH		0.222	¢/KWH										
35					ENVIRONMENTAL CHARGE	0.558	¢/KWH		0.558	¢/KWH										
36																				
37																				
38																				
39																				

Note: Present cost recovery clause factors are the approved 2013 factors. Proposed factors reflect production cost allocation based on the 12CP and 50%AD method.

Supporting Schedules: E-13c, E-14 Supplement

Recap Schedules:

27

TAMPA ELECTRIC COMPANY
 DOCKET NO. 130040-EI
 COMPOSITE NOTICE EXHIBIT NO.
 PAGE 27 OF 59
 FILED: JUNE 13, 2013

FLORIDA PUBLIC SERVICE COMMISSION

EXPLANATION: For each rate, calculate typical monthly bills for present rates and proposed rates.

Type of data shown:

COMPANY: TAMPA ELECTRIC COMPANY

GS - GENERAL SERVICE NON-DEMAND

XX Projected Test year Ended 12/31/2014
 Projected Prior Year Ended 12/31/2013
 Historical Prior Year Ended 12/31/2012
 Witness: W. R. Ashburn

DOCKET No. 130040-EI

RATE SCHEDULE		BILL UNDER PRESENT RATES								BILL UNDER PROPOSED RATES								INCREASE		COSTS IN CENTS/KWH	
Line No.	GS TYPICAL KW KWH	(3)	(4)	(5)	(6)	(7)	(8)	(9)	(10)	(11)	(12)	(13)	(14)	(15)	(16)	(17)	(18)	(18)	(19)		
		BASE RATE	FUEL CHARGE	ECCR CHARGE	CAPACITY CHARGE	ECRC CHARGE	GRT CHARGE	TOTAL	BASE RATE	FUEL CHARGE	ECCR CHARGE	CAPACITY CHARGE	ECRC CHARGE	GRT CHARGE	TOTAL	DOLLARS (18)-(9)	PERCENT (17)/(9)	PRESENT (9)/(2)	PROPOSED (16)/(2)		
1	0	\$ 10.50	\$ -	\$ -	\$ -	\$ -	\$ 0.27	\$ 10.77	\$ 18.00	\$ -	\$ -	\$ -	\$ -	\$ 0.46	\$ 18.46	\$ 7.69	71.4%	-	-		
2																					
3	0	\$ 15.35	\$ 3.72	\$ 0.28	\$ 0.21	\$ 0.56	\$ 0.52	\$ 20.63	\$ 23.39	\$ 3.72	\$ 0.28	\$ 0.21	\$ 0.56	\$ 0.72	\$ 28.88	\$ 8.24	40.0%	20.63	28.88		
4																					
5	0	\$ 22.61	\$ 9.30	\$ 0.71	\$ 0.54	\$ 1.39	\$ 0.89	\$ 35.43	\$ 31.48	\$ 9.30	\$ 0.70	\$ 0.53	\$ 1.39	\$ 1.11	\$ 44.51	\$ 9.07	25.6%	14.17	17.80		
6																					
7	0	\$ 34.73	\$ 18.60	\$ 1.42	\$ 1.07	\$ 2.79	\$ 1.50	\$ 60.10	\$ 44.95	\$ 18.60	\$ 1.41	\$ 1.05	\$ 2.79	\$ 1.76	\$ 70.55	\$ 10.45	17.4%	12.02	14.11		
8																					
9	0	\$ 46.84	\$ 27.89	\$ 2.13	\$ 1.61	\$ 4.18	\$ 2.12	\$ 84.76	\$ 58.43	\$ 27.89	\$ 2.11	\$ 1.58	\$ 4.18	\$ 2.41	\$ 96.59	\$ 11.83	14.0%	11.30	12.88		
10																					
11	0	\$ 58.95	\$ 37.19	\$ 2.84	\$ 2.14	\$ 5.57	\$ 2.74	\$ 109.43	\$ 71.90	\$ 37.19	\$ 2.81	\$ 2.10	\$ 5.57	\$ 3.07	\$ 122.54	\$ 13.21	12.1%	10.94	12.26		
12																					
13	0	\$ 71.06	\$ 46.49	\$ 3.55	\$ 2.68	\$ 6.96	\$ 3.35	\$ 134.09	\$ 85.38	\$ 46.49	\$ 3.51	\$ 2.63	\$ 6.96	\$ 3.72	\$ 148.68	\$ 14.59	10.9%	10.73	11.89		
14																					
15	0	\$ 83.18	\$ 55.79	\$ 4.26	\$ 3.21	\$ 8.36	\$ 3.97	\$ 158.75	\$ 98.85	\$ 55.79	\$ 4.22	\$ 3.15	\$ 8.36	\$ 4.37	\$ 174.72	\$ 15.97	10.1%	10.58	11.65		
16																					
17	0	\$ 107.40	\$ 74.38	\$ 5.68	\$ 4.28	\$ 11.14	\$ 5.20	\$ 208.08	\$ 125.80	\$ 74.38	\$ 5.62	\$ 4.20	\$ 11.14	\$ 5.67	\$ 226.81	\$ 18.73	9.0%	10.40	11.34		
18																					
19	0	\$ 155.85	\$ 111.57	\$ 8.52	\$ 6.42	\$ 16.71	\$ 7.67	\$ 306.74	\$ 179.70	\$ 111.57	\$ 8.43	\$ 6.30	\$ 16.71	\$ 8.27	\$ 330.98	\$ 24.25	7.8%	10.22	11.03		
20																					
21	0	\$ 252.75	\$ 185.95	\$ 14.20	\$ 10.70	\$ 27.85	\$ 12.60	\$ 504.05	\$ 287.50	\$ 185.95	\$ 14.05	\$ 10.50	\$ 27.85	\$ 13.48	\$ 539.33	\$ 35.28	7.0%	10.08	10.79		
22																					
23	0	\$ 422.33	\$ 316.12	\$ 24.14	\$ 16.19	\$ 47.35	\$ 21.23	\$ 849.35	\$ 476.15	\$ 316.12	\$ 23.89	\$ 17.85	\$ 47.35	\$ 22.60	\$ 903.94	\$ 54.59	6.4%	9.99	10.63		
24																					
25																					
26																					
27		CUSTOMER CHARGE		PRESENT		PROPOSED															
28		DEMAND CHARGE		10.50 \$/BILL		18.00 \$/BILL															
29		ENERGY CHARGE		- \$/KW		- \$/KW															
30		FUEL CHARGE		4.845 \$/KWH		5.390 \$/KWH															
31		CONSERVATION CHARGE		3.719 \$/KWH		3.719 \$/KWH															
32		CAPACITY CHARGE		0.284 \$/KWH		0.281 \$/KWH															
33		ENVIRONMENTAL CHARGE		0.214 \$/KWH		0.210 \$/KWH															
34				0.557 \$/KWH		0.557 \$/KWH															
35																					
36																					
37																					
38																					
39																					

Note: Present cost recovery clause factors are the approved 2013 factors. Proposed factors reflect production cost allocation based on the 12CP and 50%AD method.

Supporting Schedules: E-13c, E-14 Supplement

Recap Schedules:

28

TAMPA ELECTRIC COMPANY
 DOCKET NO. 130040-EI
 COMPOSITE NOTICE EXHIBIT NO.
 PAGE 28 OF 59
 FILED: JUNE 13, 2013

FLORIDA PUBLIC SERVICE COMMISSION

EXPLANATION: For each rate, calculate typical monthly bills for present rates and proposed rates.

Type of data shown:

XX Projected Test year Ended 12/31/2014

Projected Prior Year Ended 12/31/2013

Historical Prior Year Ended 12/31/2012

Witness: W. R. Ashburn

COMPANY: TAMPA ELECTRIC COMPANY

GSD - GENERAL SERVICE DEMAND

DOCKET No. 130040-EI

RATE SCHEDULE		BILL UNDER PRESENT RATES								BILL UNDER PROPOSED RATES						INCREASE		COSTS IN CENTS/KWH		
(1)	(2)	(3)	(4)	(5)	(6)	(7)	(8)	(9)	(10)	(11)	(12)	(13)	(14)	(15)	(16)	(17)	(18)	(19)	(20)	
Line No.	TYPICAL KW	BASE RATE	FUEL CHARGE	ECCR CHARGE	CAPACITY CHARGE	ECRC CHARGE	GRT CHARGE	TOTAL	BASE RATE	FUEL CHARGE	ECCR CHARGE	CAPACITY CHARGE	ECRC CHARGE	GRT CHARGE	TOTAL	DOLLARS (16)/(9)	PERCENT (17)/(9)	PRESENT (9)/(2)	PROPOSED (16)/(2)	
1	75	10,950	\$ 693.63	\$ 407.23	\$ 27.38	\$ 18.94	\$ 60.77	\$ 30.97	\$ 1,238.93	\$ 738.25	\$ 407.23	\$ 28.14	\$ 19.93	\$ 60.77	\$ 32.16	\$ 1,286.48	\$ 47.55	3.8%	11.31	11.75
2	75	19,163	\$ 991.09	\$ 712.65	\$ 79.50	\$ 54.75	\$ 106.35	\$ 49.86	\$ 1,894.20	\$ 1,092.98	\$ 712.65	\$ 80.25	\$ 57.00	\$ 106.16	\$ 52.54	\$ 2,101.59	\$ 107.38	5.4%	10.41	10.97
3	75	32,850	\$ 1,207.77	\$ 1,221.69	\$ 79.50	\$ 54.75	\$ 182.32	\$ 70.41	\$ 2,816.44	\$ 1,343.33	\$ 1,221.69	\$ 80.25	\$ 57.00	\$ 181.99	\$ 73.96	\$ 2,958.21	\$ 141.78	5.0%	8.57	9.01
4	75	49,275	\$ 1,427.13	\$ 1,829.70	\$ 79.50	\$ 54.75	\$ 273.48	\$ 93.96	\$ 3,758.53	\$ 1,585.20	\$ 1,829.70	\$ 80.25	\$ 57.00	\$ 272.98	\$ 98.08	\$ 3,923.22	\$ 164.70	4.4%	7.63	7.96
5																				
6	500	73,000	\$ 4,301.22	\$ 2,714.87	\$ 182.50	\$ 126.29	\$ 405.15	\$ 198.21	\$ 7,928.24	\$ 4,751.64	\$ 2,714.87	\$ 187.61	\$ 132.86	\$ 405.15	\$ 210.05	\$ 8,402.18	\$ 473.95	6.0%	10.86	11.51
7	500	127,750	\$ 6,284.28	\$ 4,751.02	\$ 530.00	\$ 365.00	\$ 709.01	\$ 324.08	\$ 12,963.40	\$ 7,116.55	\$ 4,751.02	\$ 535.00	\$ 380.00	\$ 707.74	\$ 345.90	\$ 13,836.21	\$ 872.81	6.7%	10.15	10.83
8	500	219,000	\$ 7,728.77	\$ 8,144.61	\$ 530.00	\$ 365.00	\$ 1,215.45	\$ 461.12	\$ 18,444.95	\$ 8,785.51	\$ 8,144.61	\$ 535.00	\$ 380.00	\$ 1,213.26	\$ 488.68	\$ 19,547.06	\$ 1,102.10	6.0%	8.42	8.93
9	500	328,500	\$ 9,191.22	\$ 12,198.03	\$ 530.00	\$ 365.00	\$ 1,823.18	\$ 618.14	\$ 24,725.55	\$ 10,398.03	\$ 12,198.03	\$ 535.00	\$ 380.00	\$ 1,819.89	\$ 649.51	\$ 25,980.46	\$ 1,254.90	5.1%	7.53	7.91
10																				
11	2000	292,000	\$ 17,033.88	\$ 10,859.48	\$ 730.00	\$ 505.16	\$ 1,820.60	\$ 788.44	\$ 31,537.56	\$ 18,916.56	\$ 10,859.48	\$ 750.44	\$ 531.44	\$ 1,820.60	\$ 837.91	\$ 33,516.43	\$ 1,978.87	6.3%	10.80	11.48
12	2000	511,000	\$ 24,966.13	\$ 19,004.09	\$ 2,120.00	\$ 1,460.00	\$ 2,836.05	\$ 1,291.95	\$ 51,678.22	\$ 28,376.19	\$ 19,004.09	\$ 2,140.00	\$ 1,520.00	\$ 2,830.94	\$ 1,381.31	\$ 55,252.53	\$ 3,574.31	6.9%	10.11	10.81
13	2000	876,000	\$ 30,744.08	\$ 32,578.44	\$ 2,120.00	\$ 1,460.00	\$ 4,861.80	\$ 1,840.11	\$ 73,604.43	\$ 35,052.04	\$ 32,578.44	\$ 2,140.00	\$ 1,520.00	\$ 4,853.04	\$ 1,952.40	\$ 78,095.92	\$ 4,491.49	6.1%	8.40	8.92
14	2000	1,314,000	\$ 36,593.86	\$ 48,792.11	\$ 2,120.00	\$ 1,460.00	\$ 7,292.70	\$ 2,468.17	\$ 98,726.83	\$ 41,502.12	\$ 48,792.11	\$ 2,140.00	\$ 1,520.00	\$ 7,279.56	\$ 2,595.74	\$ 103,829.52	\$ 5,102.68	5.2%	7.51	7.90
15																				
16																				
17																				
18																				
19																				
20																				
21																				
22																				
23																				
24																				
25																				
26																				
27																				
28																				
29																				
30																				
31																				
32																				
33																				
34																				
35																				
36																				
37																				
38																				
39																				

	PRESENT			PROPOSED		
	GSD	GSDI	GSD OPT.	GSD	GSDI	GSD OPT.
19	CUSTOMER CHARGE	57.00	57.00 \$/Bill	57.00	57.00	57.00 \$/Bill
20	DEMAND CHARGE	8.41	- \$/KW	-	9.50	- \$/KW
21	BILLING	-	2.84 \$/KW	-	3.23 \$/KW	- \$/KW
22	PEAK	-	5.57 \$/KW	-	6.27 \$/KW	- \$/KW
23	ENERGY CHARGE	1.583	- ¢/KWH	5.814	1.829	- ¢/KWH
24	ON-PEAK	-	2.898 ¢/KWH	-	3.999 ¢/KWH	- ¢/KWH
25	OFF-PEAK	-	1.046 ¢/KWH	-	0.960 ¢/KWH	- ¢/KWH
26	FUEL CHARGE	3.719	- ¢/KWH	3.719	3.719	- ¢/KWH
27	ON-PEAK	-	3.881 ¢/KWH	-	3.861 ¢/KWH	- ¢/KWH
28	OFF-PEAK	-	3.684 ¢/KWH	-	3.664 ¢/KWH	- ¢/KWH
29	CONSERVATION CHARGE	1.06	1.06 \$/KW	0.250	1.07	0.257 ¢/KWH
30	CAPACITY CHARGE	0.73	0.73 \$/KW	0.173	0.76	0.182 ¢/KWH
31	ENVIRONMENTAL CHARGE	0.555	0.555 ¢/KWH	0.555	0.554	0.555 ¢/KWH

- Notes:
- A. The kWh for each kW group is based on 20, 35, 60, and 90% load factors (LF).
 - B. Charges at 20% LF are based on the GSD Option rate; 35% and 60% LF charges are based on the standard rate; and 90% LF charges are based on the TOD rate.
 - C. All calculations assume meter and service at secondary voltage.
 - D. TOD energy charges assume 25/75 on/off-peak % for 90% LF. Peak demand to billing demand ratios are assumed to be 99% at 90% LF.
 - E. Present cost recovery clause factors are the approved 2013 factors. Proposed factors reflect production cost allocation based on the 12CP and 50%AD method.

Supporting Schedules: E-13c, E-14 Supplement

Recap Schedules:

29

TAMPA ELECTRIC COMPANY
 DOCKET NO. 130040-EI
 COMPOSITE NOTICE EXHIBIT NO.
 PAGE 29 OF 59
 FILED: JUNE 13, 2013

FLORIDA PUBLIC SERVICE COMMISSION

EXPLANATION: For each rate, calculate typical monthly bills for present rates and proposed rates.

Type of data shown:

COMPANY: TAMPA ELECTRIC COMPANY

XX Projected Test year Ended 12/31/2014

Projected Prior Year Ended 12/31/2013

Historical Prior Year Ended 12/31/2012

Witness: W. R. Ashburn

IS - INTERRUPTIBLE SERVICE

DOCKET No. 130040-EI

RATE SCHEDULE		BILL UNDER PRESENT RATES										BILL UNDER PROPOSED RATES						INCREASE		COSTS IN CENTS/KWH			
IS-1		(1)	(2)	(3)	(4)	(5)	(6)	(7)	(8)	(9)	(10)	(11)	(12)	(13)	(14)	(15)	(16)	(17)	(18)	(19)	(20)	(21)	(22)
Line No.	TYPICAL	BASE	FUEL	CCV	ECCR	CAPACITY	ECRC	GRT	TOTAL	BASE	CCV	FUEL	ECCR	CAPACITY	ECRC	GRT	TOTAL	DOLLARS	PERCENT	PRESENT	FINAL		
No.	KW	KWH	RATE	CHARGE	CREDIT	CHARGE	CHARGE	CHARGE	CHARGE	RATE	CREDIT	CHARGE	CHARGE	CHARGE	CHARGE	CHARGE	CHARGE	(15)-(9)	(17)-(9)	(9)(2)	(16)(2)		
1	500	127,750	\$ 4.546	\$ 4,703.76	\$ (1,718.50)	\$ 460.00	\$ 300.00	\$ 689.85	\$ 230	\$ 9,211	\$ 6,750	\$ (1,701.32)	\$ 4,703.76	\$ 530.00	\$ 375.00	\$ 701.35	\$ 291.24	\$ 11,649.71	\$ 2,438	26.5%	7.21	9.12	
2	500	219,000	\$ 6.831	\$ 8,063.56	\$ (2,346.00)	\$ 460.00	\$ 300.00	\$ 1,182.60	\$ 356	\$ 14,247	\$ 8,402	\$ (2,916.54)	\$ 8,063.56	\$ 530.00	\$ 375.00	\$ 1,202.31	\$ 401.44	\$ 16,057.75	\$ 1,811	12.7%	6.51	7.33	
3	500	328,500	\$ 9.573	\$ 12,074.84	\$ (4,419.00)	\$ 460.00	\$ 300.00	\$ 1,773.90	\$ 507	\$ 20,269	\$ 9,998	\$ (4,374.81)	\$ 12,074.84	\$ 530.00	\$ 375.00	\$ 1,803.47	\$ 523.25	\$ 20,930.09	\$ 661	3.3%	6.17	6.37	
4																							
5	1,000	255,500	\$ 8.470	\$ 9,407.51	\$ (3,437.00)	\$ 920.00	\$ 600.00	\$ 1,379.70	\$ 445	\$ 17,785	\$ 13,369	\$ (3,402.63)	\$ 9,407.51	\$ 1,060.00	\$ 750.00	\$ 1,402.70	\$ 579.15	\$ 23,166.09	\$ 5,382	30.3%	6.96	9.07	
6	1,000	438,000	\$ 13.040	\$ 16,127.16	\$ (5,892.00)	\$ 920.00	\$ 600.00	\$ 2,365.20	\$ 696	\$ 27,856	\$ 16,674	\$ (5,833.06)	\$ 16,127.16	\$ 1,060.00	\$ 750.00	\$ 2,494.62	\$ 799.55	\$ 31,982.16	\$ 4,126	14.8%	6.36	7.30	
7	1,000	657,000	\$ 18.523	\$ 24,149.68	\$ (8,838.00)	\$ 920.00	\$ 600.00	\$ 3,547.80	\$ 998	\$ 39,900	\$ 19,867	\$ (8,749.62)	\$ 24,149.68	\$ 1,060.00	\$ 750.00	\$ 3,606.93	\$ 1,043.17	\$ 41,726.85	\$ 1,827	4.6%	6.07	6.36	
8																							
9	5,000	1,277,500	\$ 39.861	\$ 47,037.55	\$ (17,185.00)	\$ 4,800.00	\$ 3,000.00	\$ 6,898.50	\$ 2,159	\$ 86,371	\$ 66,327	\$ (17,013.15)	\$ 47,037.55	\$ 5,300.00	\$ 3,750.00	\$ 7,013.46	\$ 2,882.43	\$ 115,297.12	\$ 28,026	33.5%	6.76	9.03	
10	5,000	2,190,000	\$ 62.710	\$ 80,635.80	\$ (29,480.00)	\$ 4,800.00	\$ 3,000.00	\$ 11,826.00	\$ 3,418	\$ 136,730	\$ 82,850	\$ (29,165.40)	\$ 80,635.80	\$ 5,300.00	\$ 3,750.00	\$ 12,023.10	\$ 3,984.43	\$ 159,377.48	\$ 22,648	16.6%	6.24	7.28	
11	5,000	3,295,000	\$ 90.128	\$ 120,748.39	\$ (44,190.00)	\$ 4,800.00	\$ 3,000.00	\$ 17,739.00	\$ 4,924	\$ 196,950	\$ 98,813	\$ (43,748.10)	\$ 120,748.39	\$ 5,300.00	\$ 3,750.00	\$ 18,034.65	\$ 5,202.52	\$ 208,100.94	\$ 11,151	5.7%	6.00	6.33	
12																							
13																							
14																							
15																							
16																							
17																							
18																							
19																							
20																							
21																							
22																							
23																							
24																							
25																							
26																							
27																							
28																							
29																							
30																							
31																							
32																							
33																							
34																							
35																							
36																							
37																							
38																							
39																							

Supporting Schedules: E-13c, E-14 Supplement

Recap Schedules:

30

TAMPA ELECTRIC COMPANY
 DOCKET NO. 130040-EI
 COMPOSITE NOTICE EXHIBIT NO.
 PAGE 30 OF 59
 FILED: JUNE 13, 2013

FLORIDA PUBLIC SERVICE COMMISSION

EXPLANATION: Provide a summary of all proposed changes in rates and rate classes, detailing current and proposed classes of service, demand, energy, and other service charges.

Type of data shown:

XX Projected Test year Ended 12/31/2014

Projected Prior Year Ended 12/31/2013

Historical Prior Year Ended 12/31/2012

Witness: W. R. Ashburn

COMPANY: TAMPA ELECTRIC COMPANY

DOCKET No. 130040-EI

	(1)	(2)	(3)	(4)	(5)	(6)
Line No.	Current Rate Schedule	Type of Charge	Current Rate	Proposed Rate Schedule	Proposed Rate	Percent Increase ((5)-(3))/(3)
1	RS/RSVP1	Basic Service Charge:		RS/RSVP1		
2		Standard	10.50 \$/Bill		15.00 \$/Bill	42.9%
3		RSVP-1	10.50 \$/Bill		15.00 \$/Bill	42.9%
4						
5		Energy and Demand Charge:				
6		Standard				
7		First 1,000 kWh	44.95 \$/MWH		50.78 \$/MWH	13.0%
8		All additional kWh	54.95 \$/MWH		60.78 \$/MWH	10.6%
9		RSVP-1	48.45 \$/MWH		53.90 \$/MWH	11.2%
10						
11						
12						
13						
14						
15						
16						
17						
18						
19						
20						
21						
22						
23						
24						
25						
26						
27						
28						
29						
30						
31						
32						
33						
34						
35						

Supporting Schedules: E-7, E-14 Supplement

Recap Schedules:

FLORIDA PUBLIC SERVICE COMMISSION

EXPLANATION: Provide a summary of all proposed changes in rates and rate classes, detailing current and proposed classes of service, demand, energy, and other service charges.

Type of data shown:

COMPANY: TAMPA ELECTRIC COMPANY

XX Projected Test year Ended 12/31/2014

Projected Prior Year Ended 12/31/2013

Historical Prior Year Ended 12/31/2012

Witness: W. R. Ashburn

DOCKET No. 130040-EI

Line No.	(1) Current Rate Schedule	(2) Type of Charge	(3) Current Rate	(4) Proposed Rate Schedule	(5) Proposed Rate	(6) Percent Increase ((5)-(3))/(3)
1	GS/GST	Basic Service Charge:		GS/GST		
2		Standard	10.50 \$/Bill		18.00 \$/Bill	71.4%
3		Standard - Unmetered	9.00 \$/Bill		15.00 \$/Bill	66.7%
4		Time-of-Day	12.00 \$/Bill		20.00 \$/Bill	66.7%
5						
6		Energy and Demand Charge:				
7		Standard	48.45 \$/MWH		53.90 \$/MWH	11.2%
8		Standard Unmetered	48.45 \$/MWH		53.90 \$/MWH	
9		Time-of-Day On-Peak	130.57 \$/MWH		143.84 \$/MWH	10.2%
10		Time-of-Day Off-Peak	10.46 \$/MWH		9.60 \$/MWH	-8.2%
11						
12		Emergency Relay Charge	1.51 \$/MWH		1.70 \$/MWH	12.6%
13						
14						
15						
16						
17						
18						
19						
20						
21						
22						
23						
24						
25						
26						
27						
28						
29						
30						
31						
32						
33						
34						
35						

Supporting Schedules: E-7, E-14 Supplement

Recap Schedules:

32

TAMPA ELECTRIC COMPANY
 DOCKET NO. 130040-EI
 COMPOSITE NOTICE EXHIBIT NO.
 PAGE 32 OF 59
 FILED: JUNE 13, 2013

FLORIDA PUBLIC SERVICE COMMISSION

EXPLANATION: Provide a summary of all proposed changes in rates and rate classes, detailing current and proposed classes of service, demand, energy, and other service charges.

Type of data shown:

COMPANY: TAMPA ELECTRIC COMPANY

XX Projected Test year Ended 12/31/2014
 Projected Prior Year Ended 12/31/2013
 Historical Prior Year Ended 12/31/2012
 Witness: W. R. Ashburn

DOCKET No. 130040-EI

Line No.	(1) Current Rate Schedule	(2) Type of Charge	(3) Current Rate	(4) Proposed Rate Schedule	(5) Proposed Rate	(6) Percent Increase ((5)-(3))/(3)
1	TS	Basic Service Charge:		TS		
2		Standard	10.50 \$/Bill		18.00 \$/Bill	71.4%
3						
4		Energy and Demand Charge:				
5		Standard	48.45 \$/MWH		53.90 \$/MWH	11.2%
6						
7						
8						
9						
10						
11						
12						
13						
14						
15						
16						
17						
18						
19						
20						
21						
22						
23						
24						
25						
26						
27						
28						
29						
30						
31						
32						
33						
34						
35						

Supporting Schedules: E-7, E-14 Supplement

Recap Schedules:

33

TAMPA ELECTRIC COMPANY
 DOCKET NO. 130040-EI
 COMPOSITE NOTICE EXHIBIT NO. _____
 PAGE 33 OF 59
 FILED: JUNE 13, 2013

FLORIDA PUBLIC SERVICE COMMISSION

EXPLANATION: Provide a summary of all proposed changes in rates and rate classes, detailing current and proposed classes of service, demand, energy, and other service charges.

Type of data shown:

XX Projected Test year Ended 12/31/2014

Projected Prior Year Ended 12/31/2013

Historical Prior Year Ended 12/31/2012

Witness: W. R. Ashburn

COMPANY: TAMPA ELECTRIC COMPANY

DOCKET No. 130040-EI

(1)	(2)	(3)	(4)	(5)	(6)	
Line No.	Current Rate Schedule	Type of Charge	Current Rate	Proposed Rate Schedule	Proposed Rate	Percent Increase ((5)-(3)/(3))
1	GSD/GSD Opt./GSDT			GSD/GSD Opt./GSDT		
2	Basic Service Charge:					
3		Standard Secondary	57.00 \$/BIII		30.00 \$/BIII	-47.4%
4		Standard Primary	130.00 \$/BIII		130.00 \$/BIII	0.0%
5		Standard Subtransmission	930.00 \$/BIII		990.00 \$/BIII	6.5%
6		Optional Secondary	57.00 \$/BIII		30.00 \$/BIII	-47.4%
7		Optional Primary	130.00 \$/BIII		130.00 \$/BIII	0.0%
8		Optional Subtransmission	930.00 \$/BIII		990.00 \$/BIII	6.5%
9		Time-of-Day Secondary	57.00 \$/BIII		30.00 \$/BIII	-47.4%
10		Time-of-Day Primary	130.00 \$/BIII		130.00 \$/BIII	0.0%
11		Time-of-Day Subtransmission	930.00 \$/BIII		990.00 \$/BIII	6.5%
12	Energy Charge:					
13		Standard	15.83 \$/MWH		18.29 \$/MWH	15.5%
14		Optional	58.14 \$/MWH		64.68 \$/MWH	11.2%
15		Time-of-Day On-Peak	28.98 \$/MWH		39.99 \$/MWH	38.0%
16		Time-of-Day Off-Peak	10.46 \$/MWH		9.60 \$/MWH	-8.2%
17						
18	Demand Charge:					
19		Standard (all delivery voltages)	8.41 \$/KW		9.50 \$/KW	13.0%
20		Optional (all delivery voltages)	- \$/KW		- \$/KW	0.0%
21		Time-of-Day Billing (all delivery voltages)	2.84 \$/KW		3.23 \$/KW	13.7%
22		Time-of-Day Peak (all delivery voltages)	5.57 \$/KW		6.27 \$/KW	12.6%
23						
24	Delivery Voltage Credit:					
25		Standard Primary	(0.73) \$/KW		(0.80) \$/KW	9.4%
26		Standard Subtransmission	(1.16) \$/KW		(2.50) \$/KW	115.6%
27		Optional Primary	(1.93) \$/MWH		(2.13) \$/MWH	10.2%
28		Optional Subtransmission	(2.99) \$/MWH		(6.53) \$/MWH	118.4%
29		Time-of-Day Primary	(0.73) \$/KW		(0.80) \$/KW	9.4%
30		Time-of-Day Subtransmission	(1.16) \$/KW		(2.50) \$/KW	115.6%
31						
32						
33						
34						
35						

Continued on Page 5

Supporting Schedules: E-7, E-14 Supplement

Recap Schedules:

34

TAMPA ELECTRIC COMPANY
 DOCKET NO. 130040-EI
 COMPOSITE NOTICE EXHIBIT NO.
 PAGE 34 OF 59
 FILED: JUNE 13, 2013

FLORIDA PUBLIC SERVICE COMMISSION

EXPLANATION: Provide a summary of all proposed changes in rates and rate classes, detailing current and proposed classes of service, demand, energy, and other service charges.

Type of data shown:

XX Projected Test year Ended 12/31/2014
 Projected Prior Year Ended 12/31/2013
 Historical Prior Year Ended 12/31/2012
 Witness: W. R. Ashburn

COMPANY: TAMPA ELECTRIC COMPANY

DOCKET No. 130040-EI

	(1)	(2)	(3)	(4)	(5)	(6)
Line No.	Current Rate Schedule	Type of Charge	Current Rate	Proposed Rate Schedule	Proposed Rate	Percent Increase ((5)-(3))/(3)
1	Continued from Page 4					
2	GSD/GSD Opt./GSDT			GSD/GSD Opt./GSDT		
3		Emergency Relay Power Supply Charge:				
4		Standard (all delivery voltages)	0.60 \$/kW		0.66 \$/kW	10.0%
5		Optional (all delivery voltages)	1.51 \$/MWH		1.70 \$/MWH	12.6%
6		Time-of-Day Billing (all delivery voltages)	0.60 \$/kW		0.66 \$/kW	10.0%
7						
8		Power Factor Charge (all):	2.00 \$/kVARh		2.00 \$/kVARh	0.0%
9						
10		Power Factor Credit (all):	(1.00) \$/kVARh		(1.00) \$/kVARh	0.0%
11						
12		Metering Voltage Adjustment:				
13		Standard Primary	(1.0) %		(1.0) %	0.0%
14		Standard Subtransmission	(2.0) %		(2.0) %	0.0%
15		Optional Primary	(1.0) %		(1.0) %	0.0%
16		Optional Subtransmission	(2.0) %		(2.0) %	0.0%
17		Time-of-Day Primary	(1.0) %		(1.0) %	0.0%
18		Time-of-Day Subtransmission	(2.0) %		(2.0) %	0.0%
19						
20						
21						
22						
23						
24						
25						
26						
27						
28						
29						
30						
31						
32						
33						
34						
35						

Supporting Schedules: E-7, E-14 Supplement

Recap Schedules:

35

TAMPA ELECTRIC COMPANY
 DOCKET NO. 130040-EI
 COMPOSITE NOTICE EXHIBIT NO.
 PAGE 35 OF 59
 FILED: JUNE 13, 2013

FLORIDA PUBLIC SERVICE COMMISSION

EXPLANATION: Provide a summary of all proposed changes in rates and rate classes, detailing current and proposed classes of service, demand, energy, and other service charges.

Type of data shown:

XX Projected Test year Ended 12/31/2014
 Projected Prior Year Ended 12/31/2013
 Historical Prior Year Ended 12/31/2012
 Witness: W. R. Ashburn

COMPANY: TAMPA ELECTRIC COMPANY

DOCKET No. 130040-EI

Line No.	(1) Current Rate Schedule	(2) Type of Charge	(3) Current Rate	(4) Proposed Rate Schedule	(5) Proposed Rate	(6) Percent Increase ((5)-(3))/(3)
1	SBF/SBFT	Basic Service Charge:		SBF/SBFT		
2		Standard Secondary	82.00 \$/Bll		55.00 \$/Bll	-32.9%
3		Standard Primary	155.00 \$/Bll		155.00 \$/Bll	0.0%
4		Standard Subtransmission	955.00 \$/Bll		1,015.00 \$/Bll	6.3%
5		Time-of-Day Secondary	82.00 \$/Bll		55.00 \$/Bll	-32.9%
6		Time-of-Day Primary	155.00 \$/Bll		155.00 \$/Bll	0.0%
7		Time-of-Day Subtransmission	955.00 \$/Bll		1,015.00 \$/Bll	6.3%
8						
9		Supplemental Demand Charge:				
10		Standard (All delivery voltages)	8.41 \$/kW		9.50 \$/kW	13.0%
11		Time-of-Day Billing (All delivery voltages)	2.84 \$/kW		3.23 \$/kW	13.7%
12		Time-of-Day Peak (All delivery voltages)	5.57 \$/kW		6.27 \$/kW	12.6%
13						
14		Supplemental Energy Charge:				
15		Standard (All delivery voltages)	15.83 \$/MWH		18.29 \$/MWH	15.5%
16		Time-of-Day On-Peak (All delivery voltages)	28.98 \$/MWH		39.99 \$/MWH	38.0%
17		Time-of-Day Off-Peak (All delivery voltages)	10.46 \$/MWH		9.60 \$/MWH	-8.2%
18						
19		Standby Demand Charge (All):				
20		Local Facilities Reservation	2.33 \$/kW		2.08 \$/kW	-10.7%
21		Plus the greater of				
22		Power Supply Reservation, or	1.26 \$/kW-Mo		1.64 \$/kW-Mo	30.2%
23		Power Supply Demand	0.50 \$/kW-Day		0.65 \$/kW-Day	30.0%
24						
25		Standby Energy Charge:				
26		Time-of-Day (All delivery voltages)	10.49 \$/MWH		9.60 \$/MWH	-8.5%
27						
28		Delivery Voltage Credit:				
29		Supplemental				
30		Standard Primary	(0.73) \$/kW		(0.80) \$/kW	9.4%
31		Standard Subtransmission	(1.16) \$/kW		(2.50) \$/kW	115.6%
32		Time-of-Day Primary	(0.73) \$/kW		(0.80) \$/kW	9.4%
33		Time-of-Day Subtransmission	(1.16) \$/kW		(2.50) \$/kW	115.6%
34						
35						

Continued on Page 7

Supporting Schedules: E-7, E-14 Supplement

Recap Schedules:

36

TAMPA ELECTRIC COMPANY
 DOCKET NO. 130040-EI
 COMPOSITE NOTICE EXHIBIT NO. _____
 PAGE 36 OF 59
 FILED: JUNE 13, 2013

FLORIDA PUBLIC SERVICE COMMISSION

EXPLANATION: Provide a summary of all proposed changes in rates and rate classes, detailing current and proposed classes of service, demand, energy, and other service charges.

Type of data shown:

XX Projected Test year Ended 12/31/2014

Projected Prior Year Ended 12/31/2013

Historical Prior Year Ended 12/31/2012

Witness: W. R. Ashburn

COMPANY: TAMPA ELECTRIC COMPANY

DOCKET No. 130040-EI

(1)	(2)	(3)	(4)	(5)	(6)	
Line No.	Current Rate Schedule	Type of Charge	Current Rate	Proposed Rate Schedule	Proposed Rate	Percent Increase ((5)-(3))/(3)
1	Continued from Page 6					
2	SBF/SBFT			SBF/SBFT		
3						
4		Delivery Voltage Credit:				
5		Standby				
6		Time-of-Day Primary	(0.60) \$/kW		(0.67) \$/kW	11.7%
7		Time-of-Day Subtransmission	(1.17) \$/kW		(2.08) \$/kW	77.8%
8						
9		Emergency Relay Power Supply Charge (all):				
10		Supplemental and Standby	0.60 \$/kW		0.66 \$/kW	10.0%
11						
12		Power Factor Charge (all):	2.00 \$/MVARh		2.00 \$/MVARh	0.0%
13						
14		Power Factor Credit (all):	(1.00) \$/MVARh		(1.00) \$/MVARh	0.0%
15						
16		Metering Voltage Adjustment:				
17		Supplemental and Standby				
18		Standard Primary	(1.0) %		(1.0) %	0.0%
19		Standard Subtransmission	(2.0) %		(2.0) %	0.0%
20		Time-of-Day Primary	(1.0) %		(1.0) %	0.0%
21		Time-of-Day Subtransmission	(2.0) %		(2.0) %	0.0%
22						
23						
24						
25						
26						
27						
28						
29						
30						
31						
32						
33						
34						
35						

Supporting Schedules: E-7, E-14 Supplement

Recap Schedules:

37

TAMPA ELECTRIC COMPANY
 DOCKET NO. 130040-EI
 COMPOSITE NOTICE EXHIBIT NO.
 PAGE 37 OF 59
 FILED: JUNE 13, 2013

FLORIDA PUBLIC SERVICE COMMISSION

EXPLANATION: Provide a summary of all proposed changes in rates and rate classes, detailing current and proposed classes of service, demand, energy, and other service charges.

Type of data shown:

XX Projected Test year Ended 12/31/2014

Projected Prior Year Ended 12/31/2013

Historical Prior Year Ended 12/31/2012

Witness: W. R. Ashburn

COMPANY: TAMPA ELECTRIC COMPANY

DOCKET No. 130040-EI

Line No.	(1) Current Rate Schedule	(2) Type of Charge	(3) Current Rate	(4) Proposed Rate Schedule	(5) Proposed Rate	(6) Percent Increase ((5)-(3))/(3)
1	IS/ST	Basic Service Charge:		GSD/GSDT		
2		Standard Primary	622.00 \$/BIII		130.00 \$/BIII	-79.1%
3		Standard Subtransmission	2,372.00 \$/BIII		990.00 \$/BIII	-58.3%
4		Time-of-Day Primary	622.00 \$/BIII		130.00 \$/BIII	-79.1%
5		Time-of-Day Subtransmission	2,372.00 \$/BIII		990.00 \$/BIII	-58.3%
6						
7		Energy Charge:				
8		Standard Primary	25.04 \$/MWH		18.29 \$/MWH	-27.0%
9		Standard Subtransmission	25.04 \$/MWH		18.29 \$/MWH	-27.0%
10		Time-of-Day On-peak - Primary	25.04 \$/MWH		39.99 \$/MWH	59.7%
11		Time-of-Day On-peak -Subtransmission	25.04 \$/MWH		39.99 \$/MWH	59.7%
12		Time-of-Day Off-peak - Primary	25.04 \$/MWH		9.60 \$/MWH	-61.7%
13		Time-of-Day Off-peak -Subtransmission	25.04 \$/MWH		9.60 \$/MWH	-61.7%
14						
15		Demand Charge:				
16		Standard (all delivery voltages)	1.45 \$/KW		9.50 \$/KW	555.2%
17		Time-of-Day Billing - (All delivery voltages)	1.45 \$/KW		3.23 \$/KW	122.8%
18		Time-of-Day Peak - (All delivery voltages)	- \$/KW		6.27 \$/KW	0.0%
19						
20		Emergency Relay Power Supply Charge (all):	0.57 \$/KW		0.66 \$/KW	15.8%
21						
22		Power Factor Charge (all):	2.00 \$/MVARh		2.00 \$/MVARh	0.0%
23		Power Factor Credit (all):	(1.00) \$/MVARh		(1.00) \$/MVARh	0.0%
24						
25		Delivery Voltage Credit:				
26		Standard Primary	- \$/KW		(0.80) \$/KW	0.0%
27		Standard Subtransmission	(0.40) \$/KW		(2.50) \$/KW	525.1%
28		Time-of-Day Primary	- \$/KW		(0.80) \$/KW	0.0%
29		Time-of-Day Subtransmission	(0.40) \$/KW		(2.50) \$/KW	525.1%
30						
31		Metering Voltage Adjustment:				
32		Standard Primary	0.0 %		(1.0) %	0.0%
33		Standard Subtransmission	(1.0) %		(2.0) %	100.0%
34		Time-of-Day Primary	0.0 %		(1.0) %	0.0%
35		Time-of-Day Subtransmission	(1.0) %		(2.0) %	100.0%

Supporting Schedules: E-7, E-14 Supplement

Recap Schedules:

38

TAMPA ELECTRIC COMPANY
 DOCKET NO. 130040-EI
 COMPOSITE NOTICE EXHIBIT NO.
 PAGE 38 OF 59
 FILED: JUNE 13, 2013

FLORIDA PUBLIC SERVICE COMMISSION

EXPLANATION: Provide a summary of all proposed changes in rates and rate classes, detailing current and proposed classes of service, demand, energy, and other service charges.

Type of data shown:

COMPANY: TAMPA ELECTRIC COMPANY

XX Projected Test year Ended 12/31/2014

Projected Prior Year Ended 12/31/2013

Historical Prior Year Ended 12/31/2012

Witness: W. R. Ashburn

DOCKET No. 130040-EI

(1)	(2)	(3)	(4)	(5)	(6)	
Line No.	Current Rate Schedule	Type of Charge	Current Rate	Proposed Rate Schedule	Proposed Rate	Percent Increase ((5)-(3))/(3)
1	SBI			SBF.SBFT		
2		Basic Service Charge:				
3		Standard Primary	647.00 \$/B#		155.00 \$/B#	-76.0%
4		Standard Subtransmission	2,397.00 \$/B#		1,015.00 \$/B#	-57.7%
5		Time-of-Day Primary	647.00 \$/B#		155.00 \$/B#	-76.0%
6		Time-of-Day Subtransmission	2,397.00 \$/B#		1,015.00 \$/B#	-57.7%
7						
8		Supplemental Demand Charge:				
9		Standard (all delivery voltages)	1.45 \$/KW		9.50 \$/KW	555.2%
10		Time-of-Day Billing - (All delivery voltages)	1.45 \$/KW		3.23 \$/KW	122.8%
11		Time-of-Day Peak - (All delivery voltages)	- \$/KW		6.27 \$/KW	0.0%
12						
13		Supplemental Energy Charge:				
14		Standard (all delivery voltages)	25.04 \$/MWH		18.29 \$/MWH	-27.0%
15		Time-of-Day On-Peak - (All delivery voltages)	25.04 \$/MWH		39.99 \$/MWH	59.7%
16		Time-of-Day Off-Peak - (All delivery voltages)	25.04 \$/MWH		9.60 \$/MWH	-61.7%
17						
18		Standby Demand Charge (all delivery voltages):				
19		Local Facilities Reservation	1.45 \$/KW		2.08 \$/KW	43.4%
20		Plus the greater of				
21		Power Supply Reservation, or	1.20 \$/KW-Mo		1.64 \$/KW-Mo	36.7%
22		Power Supply Demand	0.48 \$/KW-Day		0.65 \$/KW-Day	35.4%
23						
24		Standby Energy Charge:				
25		Time-of-Day (All)	10.06 \$/MWH		9.60 \$/MWH	-4.6%
26						
27		Delivery Voltage Credit:				
28		Supplemental				
29		Standard Primary	- \$/KW		(0.80) \$/KW	0.0%
30		Standard Subtransmission	(0.40) \$/KW		(2.50) \$/KW	525.1%
31		Time-of-Day Primary	- \$/KW		(0.80) \$/KW	0.0%
32		Time-of-Day Subtransmission	(0.40) \$/KW		(2.50) \$/KW	525.1%
33		Standby				
34		Time-of-Day Primary	- \$/KW		(0.67) \$/KW	0.0%
35		Time-of-Day Subtransmission	(0.33) \$/KW		(2.08) \$/KW	530.3%

Supporting Schedules: E-7, E-14 Supplement

Recap Schedules:

Continued on Page 10

39

TAMPA ELECTRIC COMPANY
 DOCKET NO. 130040-EI
 COMPOSITE NOTICE EXHIBIT NO.
 PAGE 39 OF 59
 FILED: JUNE 13, 2013

FLORIDA PUBLIC SERVICE COMMISSION

EXPLANATION: Provide a summary of all proposed changes in rates and rate classes, detailing current and proposed classes of service, demand, energy, and other service charges.

Type of data shown:

XX Projected Test year Ended 12/31/2014

Projected Prior Year Ended 12/31/2013

Historical Prior Year Ended 12/31/2012

Witness: W. R. Ashburn

COMPANY: TAMPA ELECTRIC COMPANY

DOCKET No. 130040-EI

Line No.	(1)	(2)	(3)	(4)	(5)	(6)
	Current Rate Schedule	Type of Charge	Current Rate	Proposed Rate Schedule	Proposed Rate	Percent Increase ((5)-(3))/(3)
1	Continued from Page 9					
2						
3	SBI			GSD/GSDT		
4		Emergency Relay Power Supply Charge (all):				
5		Supplemental	0.57 \$/kW		0.66 \$/kW	15.8%
6		Standby	0.57 \$/kW		0.66 \$/kW	15.8%
7						
8		Power Factor Charge:	2.00 \$/MVARh		2.00 \$/MVARh	0.0%
9						
10		Power Factor Credit:	(1.00) \$/MVARh		(1.00) \$/MVARh	0.0%
11						
12		Metering Voltage Adjustment:				
13		Supplemental and Standby				
14		Standard Primary	0%		-1%	0.0%
15		Standard Subtransmission	-1%		-2%	100.0%
16		Time-of-Day Primary	0%		-1%	0.0%
17		Time-of-Day Subtransmission	-1%		-2%	100.0%
18						
19						
20						
21						
22						
23						
24						
25						
26						
27						
28						
29						
30						
31						
32						
33						
34						
35						

Supporting Schedules: E-7, E-14 Supplement

Recap Schedules:

40

TAMPA ELECTRIC COMPANY
 DOCKET NO. 130040-EI
 COMPOSITE NOTICE EXHIBIT NO. _____
 PAGE 40 OF 59
 FILED: JUNE 13, 2013

FLORIDA PUBLIC SERVICE COMMISSION

EXPLANATION: Provide a summary of all proposed changes in rates and rate classes, detailing current and proposed classes of service, demand, energy, and other service charges.

Type of data shown:

XX Projected Test year Ended 12/31/2014

Projected Prior Year Ended 12/31/2013

Historical Prior Year Ended 12/31/2012

Witness: W. R. Ashburn

COMPANY: TAMPA ELECTRIC COMPANY

DOCKET No. 130040-EI

Line No.	(1) Current Rate Schedule	(2) Type of Charge	(3) Current Rate	(4) Proposed Rate Schedule	(5) Proposed Rate	(6) Percent Increase ((5)-(3))/(3)
1						
2	LS-1			LS-1		
3		Basic Service Charge:	10.50 \$/Bill		15.00 \$/Bill	42.9%
4		(for metered streetlighting accounts only)				
5						
6		Energy Charge:	24.62 \$/MWH		32.43 \$/MWH	31.7%
7						
8						
9						
10						
11						
12						
13						
14						
15						
16						
17						
18						
19						
20						
21						
22						
23						
24						
25						
26						
27						
28						
29						
30						
31						
32						
33						
34						
35						

Supporting Schedules: E-7, E-14 Supplement

Recap Schedules:

41

TAMPA ELECTRIC COMPANY
 DOCKET NO. 130040-EI
 COMPOSITE NOTICE EXHIBIT NO.
 PAGE 41 OF 59
 FILED: JUNE 13, 2013

FLORIDA PUBLIC SERVICE COMMISSION

EXPLANATION: Provide the calculation of the requested interim revenue requirements increase.

Type of data shown:

Projected Test Year Ended 12/31/2014

Projected Prior Year Ended 12/31/2013

Historical Prior Year Ended 12/31/2012

Witness: Not Applicable

COMPANY: TAMPA ELECTRIC COMPANY

DOCKET No. 130040-EI

Line No.	(1) Description	(2) Source	(3) Amount (000)
1			
2			
3	The company is not seeking Interim Rates.		
4			
5			
6			
7			
8			
9			
10			
11			
12			
13			
14			
15			
16			
17			
18			
19			
20			
21			
22			
23			
24			
25			
26			
27			
28			
29			
30			
31			
32			
33			
34			
35			
36			
37			
38			
39			

Supporting Schedules:

Recap Schedules:

42

TAMPA ELECTRIC COMPANY
DOCKET NO. 130040-EI
COMPOSITE NOTICE EXHIBIT NO.
PAGE 42 OF 59
FILED: JUNE 13, 2013

FLORIDA PUBLIC SERVICE COMMISSION

EXPLANATION: For each rate, calculate typical monthly bills for present rates and proposed interim rates.

Type of data shown:

Projected Test Year Ended 12/31/2014
 Projected Prior Year Ended 12/31/2013
 Historical Prior Year Ended 12/31/2012
 Witness: Not Applicable

COMPANY: TAMPA ELECTRIC COMPANY

DOCKET No. 130040-EI

Line No.	(1) TYPICAL KW	(2) KWH	BILL UNDER PRESENT RATES					BILL UNDER PROPOSED RATES					INCREASE		COSTS IN CENTS/KWH		
			(3) BASE RATE	(4) FUEL CHARGE	(5) ECCR CHARGE	(6) CAPACITY CHARGE	(7) ENVIRONMENTAL CHARGE	(8) TOTAL	(9) BASE RATE	(10) FUEL CHARGE	(11) ECCR CHARGE	(12) CAPACITY CHARGE	(13) ENVIRONMENTAL CHARGE	(14) TOTAL	(15) DOLLARS (14)-(8)	(16) PERCENT (15)/(8)	(17) PRESENT (8)/(2)
1																	
2																	
3																	
4			The company is not seeking Interim Rates.														
5																	
6																	
7																	
8																	
9																	
10																	
11																	
12																	
13																	
14																	
15																	
16																	
17																	
18																	
19																	
20																	
21																	
22																	
23																	
24																	
25																	
26																	
27																	
28																	
29																	
30																	
31																	
32																	
33																	
34																	
35																	
36																	
37																	
38																	
39																	

Supporting Schedules:

Recap Schedules:

43

TAMPA ELECTRIC COMPANY
 DOCKET NO. 130040-EI
 COMPOSITE NOTICE EXHIBIT NO.
 PAGE 43 OF 59
 FILED: JUNE 13, 2013

**BEFORE THE
FLORIDA PUBLIC SERVICE COMMISSION**

In re: Petition for rate increase)
by Tampa Electric Company.)
_____)

DOCKET NO. 130040-EI

STATE OF FLORIDA)
COUNTY OF HILLSBOROUGH)

A F F I D A V I T

Before me, the undersigned authority appeared Raymond D. Eydmann, who deposed and said that a synopsis (summary) of Tampa Electric's rate case filing was delivered by hand delivery to the following public libraries within the company's service area on April 24, 2013.

John F. Germany Public Library
900 North Ashley Street
Tampa, FL 33602

Winter Haven Public Library
325 Avenue A North West
Winter Haven, FL 33881

Hugh Embry Branch Library
14215 Fourth Street
Dade City, FL 33523


Dr. C.C. Pearce Municipal Library
103 East Canal Street
P.O. Box 707
Mulberry, FL 33860

Bruton Memorial Library
302 West McLendon Street
Plant City, FL 33563

Auburndale Public Library
100 West Bridgers Avenue
Auburndale, FL 33823


Temple Terrace Public Library
202 East Bullard Parkway
Temple Terrace, FL 33617

City of Oldsmar Public Library
400 St. Petersburg Drive East
Oldsmar, FL 34677




TAMPA ELECTRIC COMPANY

Sworn to and subscribed before me this 24TH day of April, 2013.



My Commission expires _____



TAMPA ELECTRIC COMPANY
DOCKET NO. 130040-EI
COMPOSITE NOTICE EXHIBIT NO. _____
PAGE 45 OF 59
FILED: JUNE 13, 2013

ATTACHMENT 4

BEFORE THE FLORIDA PUBLIC SERVICE COMMISSION

In re: Petition of Tampa Electric Company)
for an increase in its base rates and service) DOCKET NO. 130040-EI
charges and approval of a fair and)
reasonable rate of return.) FILED: April 5, 2013
_____)

PETITION OF TAMPA ELECTRIC COMPANY

Tampa Electric Company ("Tampa Electric" or "company") files this, its Petition for a permanent increase in its base rates and miscellaneous service charges, pursuant to Section 366.06, Florida Statutes, and Rules 25-6.0425 and 25-6.043, Florida Administrative Code, and in support thereof respectfully represents that:

1. Tampa Electric is a Florida corporation which is a wholly owned subsidiary of TECO Energy, Inc. with its headquarters located at 702 North Franklin Street, Tampa, Florida. Tampa Electric is an investor-owned electric utility operating under the jurisdiction of the Florida Public Service Commission (the "Commission") pursuant to the provisions of Chapter 366, Florida Statutes. The company provides generation, transmission, and distribution service to approximately 684,000 retail customers in Hillsborough and portions of Polk, Pasco, and Pinellas counties.

2. The company's last full revenue requirements proceeding was filed August 11, 2008. The Commission issued its Order No. PSC-09-0283-FOF-EI in Docket No. 080317-EI on April 30, 2009. Since the company's last base rate increase, Tampa Electric has experienced significant rate base growth while providing cost-effective, reliable electric service. In fact, by December 2014 the company will have over \$770 million of incremental rate base necessary to provide reliable electric service to its customers not reflected in the company's current base

rates. All this has taken place during a period where customer usage has declined and customer growth rates have remained flat or shown modest growth due to the prolonged recession and housing downturn. Thus, revenue growth has not been adequate to keep pace with the increases in the company's capital, O&M and depreciation expenses essential to serve customer needs. While the company has undertaken cost-savings initiatives and found productivity efficiencies, they are no longer sufficient for Tampa Electric to continue to effectively and reliably meet the electric needs of existing and new customers at current base rates. All of these factors have combined to create the need for an increase in base rates.

3. This Petition seeks a \$134.8 million permanent increase in base revenues and miscellaneous service revenues. No interim increase is requested. As of the date of this Petition, Tampa Electric is not aware of the existence of any disputed issues of material fact relative to the relief requested herein.

4. The projected period of January 1, 2014 through December 31, 2014 serves as the test year on which Tampa Electric has calculated its revenue deficiency in this case. The test year in a rate proceeding provides an appropriate period of utility operations that may be analyzed so the Commission can set reasonable rates for the period that new rates will be in effect. The period January 1, 2014 through December 31, 2014 has been used as the test year for preparing this case because it best represents expected future operations. As part of this petition, Tampa Electric seeks the Commission's approval of this test period as a reasonable representation of the company's expected future operations.

5. Tampa Electric is required by Section 366.03, Florida Statutes, to provide "reasonably sufficient, adequate and efficient service" to each person who applies for service in the company's service area. In order to provide reasonably sufficient, adequate and efficient

service to existing and new customers, Tampa Electric must build and maintain adequate and reliable generation, transmission and distribution systems. Tampa Electric is dedicated to the efficient use of energy and has aggressive conservation programs that have been very effective to date and which will continue to reduce future capital expenditures from what they would be without such programs. The company has also demonstrated its commitment to environmental performance and has significantly reduced its emission of sulfur dioxide, nitrogen oxide, particulate matter and mercury, and has significantly reduced greenhouse gas emissions from the company's major power plants.

6. The revenues of Tampa Electric from its present base rates will not be sufficient to cover the company's costs and provide an adequate return on invested capital. The company's jurisdictional 13-month average rate base for the period ended December 31, 2014 is projected to be \$4.3 billion. Tampa Electric's jurisdictional net operating income for the same period is projected to be approximately \$210 million using the company's rates currently in effect. The resulting adjusted jurisdictional rate of return on equity is projected to be 6.74 percent. To maintain financial integrity necessary to access capital markets to meet the company's extensive capital program, the company requests that it also be allowed an overall rate of return of 6.74 percent, which equals Tampa Electric's total cost of capital, including a return on common equity of 11.25 percent. The resulting required jurisdictional net operating income is \$292,514,000.

7. Tampa Electric attaches and incorporates herein by reference appropriate tariff sheets, including new rate schedules designed to produce the additional revenue sought by this petition and needed to give the company a realistic opportunity to earn a fair and reasonable rate of return. Such tariff sheets and schedules are attached as Appendix "A".

8. Tampa Electric is also simultaneously filing with this petition, and as a part hereof, Minimum Filing Requirements ("MFRs") containing the information required by Rule 25-6.0431(1)(b), Florida Administrative Code. Pursuant to Rule 25-6.043(1), Florida Administrative Code, Tampa Electric has compiled the MFRs by following the policies, procedures and guidelines prescribed by the Commission in relevant rules and/or in the company's last rate case. Additionally, the supporting testimony and exhibits of Tampa Electric witnesses are being pre-filed contemporaneously with this petition so that the Commission will have the immediate opportunity to begin its review of the company's case.

9. Subsection (3) of Section 366.06, Florida Statutes, is sometimes referred to as "the file and suspend law." The Florida Supreme Court has said that the file and suspend law was "expressly designed to reduce so-called regulatory lag in full rate proceedings." Citizens v. Mayo, 333 So.2d 1 (Fla. 1976). The purpose of the statute is accomplished by providing "a series of alternatives for the Commission whenever, in conjunction with a general rate increase request for which a full rate proceeding is required, a utility company seeks immediate financial relief." Id., at 4.

10. The Commission's alternatives under Section 366.06, Florida Statutes, are as follows:

- A. The Commission may take no affirmative action to suspend the new rates within sixty (60) days, in which event the new rates become effective without bond or corporate undertaking.
- B. Within sixty (60) days after the filing of the new rates, the Commission may suspend all or part of the new rates. The suspension would continue from day to day pending final decision.

- C. The rates not suspended would become effective and continue until the final order of the Commission.
- D. If the final order is not entered within eight (8) months of the filing of the Petition and rate schedules, the proposed rates will become effective under bond or corporate undertaking.
- E. If final Commission action is not taken within twelve (12) months of the filing of the minimum filing requirements, the proposed rates become final.

11. While an increase to the storm damage reserve is something the company considered and is supported by a detailed storm study prepared by a witness in this proceeding, the company is seeking to maintain its currently approved annual storm damage reserve accrual of \$8 million but increase the target reserve amount from \$64 million to \$100 million to more realistically manage the cost of damage to the company's uninsured T&D assets and property deductibles associated with damage to insured assets such as substations and generating facilities.

12. The total revenue increase requested by the company for 2014 is \$134.8 million.

13. Copies of all notices and pleadings with respect to this petition should be furnished to:

James D. Beasley
J. Jeffry Wahlen
Kenneth R. Hart
Ashley M. Daniels
Ausley & McMullen
Post Office Box 391
Tallahassee, Florida 32302
(850) 224-9115
(850) 222-7560 (fax)
jbeasley@ausley.com
jwahlen@ausley.com
khart@ausley.com
adaniels@ausley.com

Paula K. Brown, Manager
Regulatory Affairs
Tampa Electric Company
Post Office Box 111
Tampa, Florida 33601
(813) 228-1444
(813) 228-1770 (fax)
regdept@tecoenergy.com

WHEREFORE, Tampa Electric respectfully prays that this Commission will:

- (1) Forthwith consent to the operation of new permanent rate schedules and tariff sheets filed as Appendix "A", pursuant to Section 366.06(3), Florida Statutes, and thereby permit the collection of an additional \$133.6 million in annual base sales revenues and \$1.2 million in miscellaneous service charge revenues for a total increase in 2014 of \$134.8 million when the new rates are put into effect;
- (2) If the Commission does not consent to the company putting the new permanent rate schedules and tariff sheets filed herewith into operation and effect in whole as requested in Paragraph (1) above, then set this matter for any early hearing for purposes of granting permanent relief, and entering its final decision before December 5, 2013, in accordance with controlling statutes and court decisions, so as to adequately protect the financial integrity of the company by giving it a reasonable opportunity to earn such fair rate of return as may be fixed by the Commission in this proceeding;

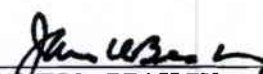
- (3) Find that the company's present rates are insufficient to yield a fair and reasonable rate of return and the company is not earning a fair rate of return;
- (4) Authorize the company to revise and increase its base rates and service charges by \$134.8 million on an annual basis so that Tampa Electric will have an opportunity to earn a fair overall rate of return, including a rate of return on common equity of 11.25 percent, thereby enabling the company to maintain its financial integrity and its ability to serve the public adequately and efficiently;
- (5) Approve the relevant tariff sheets and rate schedules attached to this petition as Appendix "A" and filed herewith;
- (6) Provide all relief as is proper and authorized to provide fair and reasonable rates and charges and provide Tampa Electric an opportunity to earn a fair and reasonable rate of return;
- (7) Grant to the company such other and further relief as the Commission may find to be reasonable and proper pursuant to the authority granted to the Commission under Chapter 366, Florida Statutes.

DATED this 5 day of April, 2013.

Respectfully submitted

TAMPA ELECTRIC COMPANY

By: 
Gordon L. Gillette, President


JAMES D. BEASLEY
J. JEFFRY WAHLEN
KENNETH R. HART
ASHLEY M. DANIELS
Ausley & McMullen
123 South Calhoun Street
Post Office Box 391
Tallahassee, Florida 32302
(850) 224-9115

ATTORNEYS FOR TAMPA ELECTRIC
COMPANY

STATE OF FLORIDA
COUNTY OF HILLSBOROUGH

BEFORE ME, the undersigned authority, personally appeared Gordon L. Gillette, who being by me first duly sworn, says that he is the President of Tampa Electric Company, is duly qualified and that he executed the foregoing Petition in such capacity, and that he is authorized to execute the Petition and to make this oath thereto; that he is acquainted with the matters and facts stated in the Petition and they are true to the best of his knowledge and belief; and that; insofar as they are derived from or are dependent upon the knowledge of others, he verily believes them to be true.



Gordon L. Gillette, President

SWORN TO AND SUBSCRIBED before me this 4th day of April, 2013 at
Tampa, Hillsborough County, Florida.





NOTARY PUBLIC
State of Florida at Large

My Commission Expires:


CERTIFICATE OF SERVICE

I HEREBY CERTIFY that copies of the foregoing Petition and Minimum Filing Requirements have been furnished by hand delivery on April 5, 2013 to the following:

J. R. Kelly
Public Counsel
Room 812
111 West Madison Street
Tallahassee, FL 32399-1400

Jon C. Moyle, Jr.
Moyle Law Firm, P.A.
The Perkins House
118 North Gadsden Street
Tallahassee, FL 32301

Copies are available for public inspection at the company's headquarters located at 702 North Franklin Street, Tampa, Florida.



Attorney

TAMPA ELECTRIC COMPANY
DOCKET NO. 130040-EI
COMPOSITE NOTICE EXHIBIT NO. ____
PAGE 56 OF 59
FILED: JUNE 13, 2013

ATTACHMENT 5

**BEFORE THE
FLORIDA PUBLIC SERVICE COMMISSION**

In re: Petition for rate increase
by Tampa Electric Company.

)
)
)
DOCKET NO. 130040-EI

STATE OF FLORIDA)
)
COUNTY OF HILLSBOROUGH)

A F F I D A V I T

Before me, the undersigned authority appeared Raymond D. Eydmann, who deposed and said that a complete set of Tampa Electric's rate case filing with the Florida Public Service Commission was delivered by hand delivery to the following locations within Tampa Electric's service area on May 03, 2013.

Tampa Electric Company
TECO Plaza
702 North Franklin Street
Tampa, FL 33602

Winter Haven Public Library
325 Avenue A North West
Winter Haven, FL 33881

John F. Germany Public Library
900 North Ashley Drive
Tampa, FL 33602


TAMPA ELECTRIC COMPANY

Sworn to and subscribed before me this 3rd day of May, 2013.


My Commission expires _____



TAMPA ELECTRIC COMPANY
DOCKET NO. 130040-EI
COMPOSITE NOTICE EXHIBIT NO. ____
PAGE 58 OF 59
FILED: JUNE 13, 2013

ATTACHMENT 6

TAMPA ELECTRIC'S RATE INCREASE WEB SITE

