


**BEFORE THE  
FLORIDA PUBLIC SERVICE COMMISSION**

**DOCKET NO. 130140-EI**



**TESTIMONY AND EXHIBIT  
OF  
JAMES I. THOMPSON**

1  
2  
3  
4  
5  
6  
7  
8  
9  
10  
11  
12  
13  
14  
15  
16  
17  
18  
19  
20  
21  
22  
23  
24  
25

**GULF POWER COMPANY**

**Before the Florida Public Service Commission  
Prepared Direct Testimony of  
James I. Thompson  
Docket No. 130140-EI  
In Support of Rate Relief  
Date of Filing: July 12, 2013**

**Q. Please state your name, address, and occupation.**

**A. My name is Jim Thompson, and my business address is One Energy Place, Pensacola, Florida 32520. I am employed by Gulf Power Company (Gulf or the Company) as Supervisor of Pricing, Costing and Load Research.**

**Q. What are your responsibilities as Gulf's Supervisor of Pricing, Costing and Load Research?**

**A. My pricing responsibilities include planning, implementation and evaluation of retail electric prices for Gulf. This includes development and design of new rates and the administration of current rates. I supervise the planning and production of cost studies which serve as an input toward pricing. I also supervise the planning, collection, analysis and reporting of load research information for Gulf.**

**Q. Please describe your educational and professional background.**

**A. In December 1977, I graduated from The Georgia Institute of Technology earning a Bachelor of Science in Industrial Management with honor. In early 1978, I joined the NCR Corporation as a sales representative out of that company's Atlanta office. I joined Gulf in 1980 as an analyst in Gulf's Rate Department. In 1988, I became a member of Gulf's marketing**

1 organization. In 1997, I assumed the duties of Corporate Accounts  
2 Manager within Southern Company's Corporate Accounts organization. In  
3 2000, I became Supervisor of Pricing and Load Research at Gulf, and  
4 added the Costing responsibility in late 2012. Throughout my career at  
5 Gulf, I have been involved with various functional activities including  
6 program development and evaluation, market research, economic  
7 development, load research and market planning. For most of my career, I  
8 have been involved in the pricing of Gulf's energy services.

9

10 Q. Have you previously testified before the Florida Public Service Commission  
11 (FPSC or the Commission)?

12 A. Yes. I testified on behalf of Gulf in support of its Standby Service rate,  
13 Docket No. 931044-EI, and in support of Gulf's request for approval of its  
14 Commercial/Industrial Service Rider, Docket No. 951161-EI. I also testified  
15 as the rate design witness in Gulf's last two base rate case proceedings,  
16 Docket Nos. 010949-EI and 110138-EI.

17

18 Q. What is the purpose of your testimony?

19 A. The purpose of my testimony is to present and describe the package of  
20 rates that has been developed to recover the revenue requirement,  
21 including the increase requested, in a way that is fair and equitable to Gulf's  
22 customers. I also explain and support other non-revenue related tariff  
23 changes proposed by Gulf to improve our overall pricing menu. Finally, I  
24 discuss the load research used in the cost-of-service study.

25

1 Q. Do you have exhibits to which you will refer in your testimony?

2 A. Yes. Exhibit JIT-1, Schedules 1 through 3, and Exhibit JIT-2 were prepared  
3 under my supervision and direction, and the information contained therein is  
4 true and correct to the best of my knowledge and belief.

5  
6 Q. Are you the sponsor of any Minimum Filing Requirements (MFRs)?

7 A. Yes. These are listed in Schedule 1 of my Exhibit JIT-1. To the best of my  
8 knowledge, the information contained in these MFRs is true and correct.

9

10

11

#### **I. RATE DESIGN PRINCIPLES AND METHODOLOGY**

12

13 Q. Are there any overall goals that Gulf seeks to achieve through its rate  
14 design and proposed pricing?

15 A. Yes. Gulf's pricing package represents a continuation of our strategy of  
16 simplicity in our rates and recognition of the need to use pricing as a tool  
17 to improve customer satisfaction by offering options to customers to  
18 manage their electric usage. Gulf's rate design and proposed pricing  
19 provides equity, or fairness, among customers and enhances Gulf's  
20 conservation efforts. It also provides for administration of the rates in an  
21 objective and non-discriminatory manner.

22

23 Q. Please provide an overview of Gulf's retail rates.

24 A. Gulf's Tariff for Retail Electric Service (Tariff) contains rate schedules for the  
25 various types of customers served by Gulf. These include residential

1 customers; small, medium, and large business customers; and outdoor  
2 service such as street lighting. Each of these types of customers is served  
3 through separate rate schedules, which are designed to reflect the  
4 differences in the usage characteristics of each customer type and the  
5 difference in cost incurred by Gulf in supplying service to each customer  
6 type.

7  
8 Q. Please describe, in general, these rate schedules.

9 A. Rate schedules generally contain specific prices that are to be applied to  
10 each customer's electric usage amount. Most rate schedules also include a  
11 Base Charge, which is a fixed amount reflecting the costs of supplying  
12 service that do not vary with usage. Another price component is the Energy  
13 Charge, which reflects costs associated with providing the amount of  
14 electricity consumed throughout the month. Rate schedules for medium  
15 and large business customers may also include a Demand Charge  
16 component, which reflects the Company's cost of supplying service to meet  
17 the maximum demand on Gulf's system. Finally, in addition to the specific  
18 prices, the rate schedules contain terms and conditions. Together, the  
19 prices, terms, and conditions describe the way customers' monthly bills are  
20 determined.

21  
22 Q. Besides the rate schedules, are there other contents of Gulf's Tariff for  
23 Retail Electric Service that are relevant to the determination of customers'  
24 bills?

25 A. Yes. Gulf's Tariff for Retail Electric Service also includes rules and

1 regulations, as well as technical terms and abbreviations that are relevant to  
2 rate administration. Rate schedules often contain words and phrases  
3 whose meanings or implications are explained in these other sections of the  
4 Tariff.

5  
6 Q. Please identify the major steps necessary to translate an increased revenue  
7 requirement into a specific set of rates.

8 A. There are two basic steps in this process. First, the total amount of the  
9 increased revenue sought is allocated, or spread, across the various  
10 customer classes. In making this allocation, consideration is given to the  
11 relative costs of service for each rate class, as well as fairness, equity, and  
12 value of service. The second step is to design the specific rate components  
13 for each rate class. In developing these rate components – Base Charges,  
14 Energy Charges, and Demand Charges – we again consider the costs  
15 associated with providing service, as well as fairness and equity. Other  
16 considerations at this step include rate stability, customer acceptance and  
17 understanding, effects on conservation and energy efficiency, and  
18 objectivity in administration of the rates.

19

20

21 **II. ALLOCATION OF RATE INCREASE TO RATE CLASSES**

22

23 Q. Turning to the first step of the rate design process, how did you allocate the  
24 revenue increase across the customer classes?

25 A. The proposed rates are designed to achieve Gulf's requested overall

1 revenue requirement, including the requested base rate increase of  
2 \$74,393,000. The increase to base rate revenue has been allocated across  
3 the various rate classes as shown in MFR E-8. The results of the cost-of-  
4 service study prepared and presented by Gulf Witness O'Sheasy serve as  
5 an important guide. The overall base rate increase of 14.9 percent has  
6 been allocated across rate classes in order to move the rate of return for  
7 each class toward the overall retail average rate of return. In doing so, we  
8 have respected certain customary limits. First, because an overall rate  
9 increase is requested, no rate class is assigned a rate decrease. Second,  
10 the base rate percentage increase for each class is limited to no more than  
11 1.5 times the overall retail average percentage increase to base rates. As  
12 shown in MFR E-8 and summarized on Schedule 2 of my Exhibit JIT-1, the  
13 increases allocated to each rate class represent base rate increases of 5.7  
14 percent to 22.3 percent.

15  
16 Q. Please explain the information labeled "Indexed Rate of Return" on  
17 Schedule 2 of your Exhibit JIT-1.

18 A. These index figures show how the rate of return for a rate class compares  
19 to the Company's overall retail rate of return.  
20

21  
22 **III. RESIDENTIAL RATES**

23  
24 Q. What changes to residential rates does Gulf propose in order to recover the  
25 allocated share of revenue requirements from that rate class?

1 A. In developing residential rates which achieve the overall proposed revenue  
2 level for that rate class, we have included an increase to the Base Charge.  
3 We also propose an increase to the energy charge components of  
4 residential rates.

5

6 Q. Why are you proposing to increase the residential Base Charge?

7 A. The customer-related costs from the cost-of-service study are significantly  
8 higher than our current residential Base Charge of \$15 per customer per  
9 month. There are important reasons for ensuring that, to the extent  
10 practical, the costs of providing service to customers that do not vary with  
11 the amount of consumption are recovered from fixed Base Charges rather  
12 than from energy or demand charges. If these costs are included in the unit  
13 prices of energy consumed, then otherwise successful conservation efforts  
14 could result in revenue levels that do not cover associated costs. This  
15 would, in turn, increase or accelerate Gulf's need for future base rate  
16 increases for all customers.

17

18 Also each month Gulf has thousands of residential customer accounts  
19 whose monthly electric usage is zero. Customer-related costs that are  
20 included in energy charges are not recovered at all from those customers.  
21 Thus, intra-class equity, or fairness, is better served by having Base  
22 Charges that cover those costs which are unrelated to amounts of energy  
23 consumed.

24

25



1           **The Base Charges are important rate components which recover those**  
2           **costs that are not related to the amount of electricity consumed. The**  
3           **increased residential Base Charge is reasonable and represents an**  
4           **improvement in our pricing structure.**

5

6   **Q.    In addition to the proposed increase to the residential Base Charge, is Gulf**  
7           **proposing any other changes to this component of its residential rates?**

8   **A.    Yes. We propose to restate the residential Base Charge as a daily amount**  
9           **rather than a monthly amount.**

10

11 **Q.    How would this change affect customer bills?**

12 **A.    Residential customers would continue to receive monthly bills, with the**  
13           **Base Charge shown on those monthly bills reflecting the number of days in**  
14           **the billing period multiplied by the daily Base Charge shown in the rate**  
15           **schedule.**

16

17 **Q.    What benefits does this change provide for Gulf's residential customers?**

18 **A.    Customers will be billed a Base Charge which reflects the precise number**  
19           **of days in the billing period. That information – the number of days covered**  
20           **by the billing period – is already shown on customer bills. The extension of**  
21           **that number of days multiplied by the approved Base Charge per day will be**  
22           **easy for customers to understand and will better align the total monthly**  
23           **Base Charge with the service period.**

24

25

1 Q. Are there any costs which Gulf expects to incur as a result of this change?

2 A. No. The Company's billing system is currently capable of handling the billing  
3 of a daily Base Charge.

4

5 Q. What are Gulf's current and proposed residential Base Charge amounts?

6 A. Gulf's current residential Base Charge is \$15 per customer per month, and  
7 we propose a Base Charge of 60 cents per customer per day.

8

9

10 **IV. SMALL AND MEDIUM BUSINESS RATES**

11

12 Q. What changes are you proposing to the rates serving small and medium  
13 size business customers to implement the rate increase?

14 A. First, we have proposed changes to the Base Charge components of these  
15 rates. The customer-related unit costs from Mr. O'Sheasy's cost-of-service  
16 study support the proposed Base Charge levels. Second, the overall rate  
17 levels have been designed to achieve the requested revenue for these rate  
18 classes. Third, for the rates with distinct demand charges, the proposed  
19 rate design preserves the relationships between demand and energy  
20 charges of the present rates and includes demand charges that are  
21 reasonably based on demand-related costs.

22

23

24

25

**V. LARGE BUSINESS RATES**

1  
2  
3  
4  
5  
6  
7  
8  
9  
10  
11  
12  
13  
14  
15  
16  
17  
18  
19  
20  
21  
22  
23  
24  
25

**Q. Please describe the changes proposed to rates serving large business customers in order to implement the base rate increase.**

**A. The proposed rates for large business customers are designed to achieve the total test year base rate revenue requirement for these rate classes. Rates with distinct demand charges have been developed preserving the basic relationships between demand and energy charges found in the current rates.**

**The companion time-of-use rates, Rates GSDT and LPT, have been designed following a technique established in Gulf's last rate case. This approach uses energy prices that are the same for both the standard rates and their respective time-of-use counterparts, with the time differentiation in the demand charge component. The rate design also preserves, to the extent practical, respective class On-Peak and Maximum demand charge relationships.**

**As with residential rates and rates for small business customers, the Base Charges for these rate schedules are set mindful of the customer related costs determined in the cost-of-service study sponsored by Mr. O'Sheasy.**

**Q. Is Gulf proposing any new rate options for business customers?**

**A. Yes. Two new experimental rate riders are proposed to accompany Gulf's emphasis on economic development in Northwest Florida. These two new**

1 rate riders, one for small business and one for large business, provide  
2 incentives to encourage businesses to relocate or expand to Northwest  
3 Florida. The structures of the two riders are straightforward. Both provide  
4 for reductions to the base demand and base energy charges that would  
5 otherwise be applicable. Both riders require minimum qualifying loads, the  
6 hiring of minimum numbers of full-time employees, and documentation  
7 verifying that the availability of the rider is a significant factor in the  
8 customer's location or expansion decision. The riders can be found on the  
9 revised tariff sheets attached as Schedule 3 of my Exhibit JIT-1.

10

11 Q. How will these new rate riders work?

12 A. Both new riders provide for incentives in the form of credits applied to the  
13 base demand and energy charges of the customer's applicable rate  
14 schedule. Both require a minimum five-year term, and the credits applied to  
15 the base demand and energy charges are reduced each year of the five-  
16 year term. The specific base rate charge credits are shown on the second  
17 page of each of those proposed Rate Riders. Also, the proposed riders are  
18 applicable only to new load. New load is that which is added via connection  
19 of initial service after the effective date of the new riders. Gulf's two  
20 proposed new rate riders, Rate Schedule Small Business Incentive Rider  
21 (SBIR) and Rate Schedule Large Business Incentive Rider (LBIR), include  
22 in their respective Applicability sections a list of Rate Schedules with which  
23 they may be combined. Gulf Witness Strickland provides a description of  
24 the need for, and expected benefits of, these two new rate riders.

25

1 Q. What is the significance of designating the proposed rate riders as  
2 experimental rate riders?  
3 A. Approval by the FPSC of a rate which is designated as experimental  
4 enables the applicability of that rate to be restricted. For example,  
5 experimental rates could apply to a limited geographic area or for a limited  
6 time. In this case, the two proposed riders contain provisions which limit  
7 their applicability to new load connected not later than December 31, 2015.  
8 The designation of a rate as experimental provides the opportunity to try  
9 out, or test, a rate on a limited scale basis. It is an approach used  
10 successfully by Gulf and this Commission on several occasions in the past,  
11 such as with Gulf's Rates RTP and CIS.

12  
13

## 14 VI. OTHER TARIFF CHANGES

15

16 Q. Are other changes proposed to Gulf's rates, beyond what you have  
17 described thus far?  
18 A. Yes. As described by Gulf Witness Neyman and reflected in the tariff sheets  
19 included in Schedule 3 of my Exhibit JIT-1, Gulf is proposing to modify  
20 some of its existing service fees.

21

22 Gulf also proposes an enhancement associated with Rate Schedule RTP,  
23 Real Time Pricing. This is not an actual change to the rate schedule, but a  
24 process change to improve the designation of revenue as base revenue or  
25 clause revenue. No changes to Gulf's Rate Schedule RTP are proposed.

1 Q. Please explain this proposed process change.

2 A. First, Gulf's proposal does not change the way the total price is determined  
3 day to day under Rate Schedule RTP or the total revenues received under  
4 that rate schedule. The proposal is simply to improve the labeling of  
5 revenues received by Gulf. Currently, the hourly Real Time Prices contain  
6 the same fuel cost recovery amount across all hours of the year. The  
7 amount of fuel cost recovery included in hourly prices changes only when  
8 Gulf's fuel cost recovery factors change, generally annually. The base rate  
9 portion of the hourly prices per kWh varies hourly, daily, and seasonally.  
10 So, under the current method, the amount of revenue per kWh received and  
11 designated as base rate revenue varies significantly throughout the year.  
12 We propose to swap this arrangement, so that the amount of base rate  
13 revenue per kWh is fixed throughout the year, with the portion of revenue  
14 designated as fuel cost recovery varying. This designation would better  
15 reflect the operational factors that cause real time prices to vary. Again, this  
16 proposal does not change the day to day derivation of total hourly real time  
17 prices or the amount of revenue collected under the rate schedule.

18

19 Q. What is the benefit of the proposal?

20 A. The change would better align the designation of revenue as fuel cost  
21 recovery or base rate revenue with the supply cost changes that give rise to  
22 the hourly price changes. The factors that cause Gulf's real time prices to  
23 change hour to hour and day to day are predominantly fuel related. This  
24 reality would be better reflected in a process that allows the designation of  
25 fuel revenue received per kWh to vary.

1 Q. What impact will this change in designation of revenues have in the annual  
2 fuel cost recovery docket?

3 A. While we could expect some changes from month to month, we would  
4 expect the total annual amount of fuel revenue to be very similar under the  
5 current and proposed arrangements. Again, this is not an actual change to  
6 the rate schedule, but a process change to improve the designation of  
7 revenue as either base revenue or clause revenue.

8

9 Q. Is Gulf proposing any general changes to its rates for unmetered outdoor  
10 service?

11 A. Yes. We propose to change the "Term of Contract" section of Rate  
12 Schedule OS and make the corresponding change on Form 5 "Contract for  
13 Street and General Lighting Service." Gulf is also proposing to change the  
14 fixture description reference for LED fixtures, to remove some lighting  
15 fixtures from Rate Schedule OS, and to modify Form 4 – Lighting Pricing  
16 Methodology.

17

18 Q. Please explain the changes Gulf is proposing to the "Term of Contract"  
19 section of Rate Schedule OS and the corresponding change to Form 5.

20 A. Gulf proposes to simplify the initial contract term to make it consistent  
21 across all fixture types. Under Gulf's proposal, the initial contract term will  
22 be a minimum of three years for all fixture types.

23

24 Q. Please explain the change to the fixture description reference for LED  
25 fixtures.

1    **A.    Gulf proposes to change the fixture description label for LED fixtures in Rate**  
2           **Schedule OS from “Initial Lamp Rating (Lumen)” to “Nominal Delivered**  
3           **Lumen.” This change will better describe the reality that LED fixtures**  
4           **deliver the stated lumens of light into the lighting pattern.**

5  
6    **Q.    Please describe why you are proposing to remove some lighting fixtures**  
7           **from Gulf’s outdoor service menu.**

8    **A.    These four lighting fixtures are LED fixtures which have been rendered**  
9           **obsolete by technology advances. Further, none of these fixtures are**  
10           **currently in place and none are anticipated to be sold.**

11  
12   **Q.    What modifications are proposed to Form 4?**

13   **A.    Gulf proposes to revise Form 4 to update the labor rates and overhead**  
14           **rates, and to better accommodate LED fixtures. The Lighting Pricing**  
15           **Methodology template needs separate sections for LED and non-LED**  
16           **fixtures.**

17  
18   **Q.    Has Gulf designed the proposed rates in this case recognizing and allowing**  
19           **for customer migration across rates?**

20   **A.    Yes. The proposed rates are designed recognizing that customers may**  
21           **migrate, or move, to different rates for which they are eligible. This occurs**  
22           **when changes in rate levels, structure, or availability make alternative rates**  
23           **more economical. Recognition of this migration should be handled by**  
24           **allowing consideration of such migrations in the rate design process, as we**  
25           **have done, and as the Commission has approved in prior rate orders.**



1 Q. Has Gulf developed a set of retail rates to achieve the 2015 step increase  
2 described by Gulf Witnesses Caldwell and Ritenour?

3 A. Yes. The overall amount of the step increase in annual base rate revenues  
4 of \$16,392,000 was provided to me by Ms. Ritenour. The overall base rate  
5 revenue step increase has been allocated to the various retail rate classes  
6 in the same proportions as is proposed for the 2014 base rate  
7 increase. Using the resulting percentage increase in base rate revenue for  
8 each rate class, rate components have been increased by that percentage  
9 for each class respectively, to arrive at the various retail rates. Revised tariff  
10 sheets reflecting the step increase are contained in my Exhibit JIT-2.

11  
12 Q. Is Gulf proposing any ministerial changes to its Tariff in this case?

13 A. Yes. We propose a number of ministerial changes which are intended to  
14 update portions of Gulf's Tariff which have become stale or are in need of  
15 clarification. These proposed changes generally serve to bring consistency  
16 to terminology used, clarify contract forms, update contract signature  
17 protocols, and correct tariff sheet references. The proposed changes do not  
18 add or increase any charges for Gulf's services.

19

20

21

## VII. LOAD RESEARCH

22

23 Q. Please provide an overview of Gulf's Cost of Service Load Research.

24 A. Gulf routinely performs Cost of Service Load Research every three years in  
25 accordance with FPSC Rule 25-6.0437. This Load Research is designed to

1 estimate the monthly coincident peak kW demand (MCP) and non-  
2 coincident peak kW demand (NCP) of Gulf's customers, grouped by rate  
3 class. Load Research is conducted following a sampling plan that is  
4 designed to provide an accurate estimate of the peak demands. That  
5 sampling plan is filed with the Commission for review and approval in the  
6 year prior to data collection. In the months following the data collection  
7 year, Gulf analyzes the collected load research data and submits a report to  
8 the Commission for review. That report contains the monthly coincident  
9 peak demands, monthly non-coincident peak demands, annual energy, and  
10 number of customers for each rate class, as well as other details regarding  
11 sample sizes and statistical accuracies.

12

13 Q. What load research results are being used in these proceedings?

14 A. Gulf's 2009 Cost of Service Load Research Study, filed with the  
15 Commission on June 21, 2010 pursuant to Rule 25-6.0437, provides the  
16 load research basis of the cost-of-service study in this proceeding. These  
17 are the same load research results that were included and accepted by this  
18 Commission in Gulf's last base rate proceeding, and are appropriate for use  
19 in the cost-of-service study prepared and filed by Mr. O'Sheasy in this case.

20

21 Q. Does Gulf's 2009 Cost of Service Load Research sample design meet the  
22 requirements of the Cost of Service Load Research Rule 25-6.0437?

23 A. Yes. The sample design meets or exceeds the requirements of the  
24 referenced rule.

25

**VIII. CONCLUSION**

1  
2  
3  
4  
5  
6  
7  
8  
9  
10  
11  
12  
13  
14  
15  
16  
17  
18  
19  
20  
21  
22  
23  
24  
25

**Q. Are the rates and charges proposed in this case fair, just and reasonable?**

**A. Yes. The rates, prices, and terms shown on the tariff sheets filed with this case will achieve the requested revenue requirement; represent fair, just and reasonable pricing of Gulf's retail electric services; improve our pricing as a customer service tool; and provide opportunities to improve customer satisfaction with Gulf. I have included all the revised tariff sheets in Schedule 3 of my Exhibit JIT-1 and, for the step increase, in Exhibit JIT-2.**

**The Cost of Service Load Research used in this proceeding has been previously filed with the Commission, meets the Commission's requirements in Rule 25-6.0437, and is appropriate for use by Mr. O'Sheasy in the cost-of-service study.**

**Q. Does this conclude your testimony?**


**A. Yes.**

AFFIDAVIT


STATE OF FLORIDA     )  
  )  
COUNTY OF ESCAMBIA )

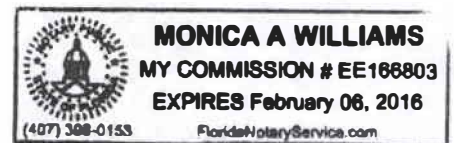
Docket No. 130140-EI

Before me the undersigned authority, personally appeared James I. Thompson, who being first duly sworn, deposes, and says that he is the Supervisor of Pricing, Costing and Load Research of Gulf Power Company, a Florida corporation, and that the foregoing is true and correct to the best of his knowledge, information, and belief. He is personally known to me.

  
James I. Thompson  
Supervisor of Pricing, Costing and Load Research

Sworn to and subscribed before me this 8<sup>th</sup> day of July, 2013.

  
Notary Public, State of Florida at Large  
Commission No. EE166803  
My Commission Expires 2/6/16



**Responsibility for Minimum Filing Requirements**

| <b><u>Schedule</u></b> | <b><u>Title</u></b>   |
|------------------------|---|
| <b>A-2</b>             | <b>Full Revenue Requirements Bill Comparison – Typical Monthly Bills</b>    |
| <b>A-3</b>             | <b>Summary of Tariffs</b>   |
| <b>A-5</b>             | <b>Interim Revenue Requirements Bill Comparison – Typical Monthly Bills</b> |
| <b>E-8</b>             | <b>Company-Proposed Allocation of the Rate Increase By Rate Class</b>       |
| <b>E-9</b>             | <b>Cost of Service – Load Data</b>  |
| <b>E-11</b>            | <b>Development of Coincident and Noncoincident Demands for Cost Study</b>   |
| <b>E-12</b>            | <b>Adjustment To Test Year Revenue</b>                                      |
| <b>E-13a</b>           | <b>Revenue From Sale of Electricity by Rate Schedule</b>                    |
| <b>E-13b</b>           | <b>Revenues by Rate Schedule – Service Charges</b>                          |
| <b>E-13c</b>           | <b>Base Revenue by Rate Schedule - Calculations</b>                         |
| <b>E-13d</b>           | <b>Revenue by Rate Schedule – Lighting Schedule Calculation</b>             |
| <b>E-14</b>            | <b>Proposed Tariff Sheets and Support For Charges</b>                       |
| <b>E-16</b>            | <b>Customers by Voltage Level</b>   |
| <b>E-17</b>            | <b>Load Research Data</b>   |

Allocation of Revenue Increase

|                                      |          | Rate Class Residential | Rate class GS | Rate class GSD/GSDT | Rate Class LP/LPT | Rate Class Major Accounts | Rate Class OS | Total Retail Service |
|--------------------------------------|----------|------------------------|---------------|---------------------|-------------------|---------------------------|---------------|----------------------|
| Base Rate Revenue Increase (\$000's) |          | 44,303                 | 2,372         | 13,194              | 7,104             | 6,570                     | 850           | 74,393               |
| % Base Rate Increase                 |          | 14.9%                  | 11.6%         | 12.8%               | 21.0%             | 22.3%                     | 5.7%          | 14.9%                |
| Indexed Rate of Return               | Present  | 0.98                   | 1.12          | 1.33                | 0.80              | 0.21                      | 1.77          | 1.00                 |
|                                      | Proposed | 1.00                   | 1.05          | 1.16                | 0.95              | 0.55                      | 1.27          | 1.00                 |

**Proposed Tariff Sheets**

Proposed Tariff Sheets consisting of 61 pages, including this cover sheet.



Twenty-Seventh Revised Sheet No. ii  
Canceling Twenty-Sixth Revised Sheet No. ii

## TABLE OF CONTENTS



| <u>Section</u> | <u>Description</u>   |
|----------------|--|
| Section I      | Description of Territory Served  |
| Section II     | Miscellaneous  |
| Section III    | Technical Terms and Abbreviations  |
| Section IV     | Rules and Regulations  |
| Section V      | List of Communities Served   |
| Section VI     | Rate Schedules   |
| RS             | - Residential Service  |
| GS             | - General Service - Non-Demand   |
| GSD            | - General Service - Demand   |
| LP             | - Large Power Service  |
| PX             | - Large High Load Factor Power Service                                       |
| OS             | - Outdoor Service  |
| BB             | - Budget Billing (Optional Rider)  |
| CR             | - Cost Recovery Clause - Fossil Fuel & Purchased Power                       |
| PPCC           | - Purchased Power Capacity Cost Recovery Clause                              |
| ECR            | - Environmental Cost Recovery Clause   |
| --             | - Billing Adjustments and Payment of Bills                                   |
| ECC            | - Cost Recovery Clause - Energy Conservation                                 |
| FLAT-1         | - Residential/Commercial FlatBill  |
| GSTOU          | - General Service Time-of-Use Conservation (Optional)                        |
| GSdT           | - General Service - Demand - Time-of-Use Conservation (Optional)             |
| LPT            | - Large Power Service - Time-of-Use Conservation (Optional)                  |
| PXT            | - Large High Load Factor Power Service - Time-of-Use Conservation (Optional) |
| SBS            | - Standby and Supplementary Service  |
| ISS            | - Interruptible Standby Service  |
| RSVP           | - Residential Service Variable Pricing                                       |
| SP             | - Surge Protection   |
| RTP            | - Real Time Pricing  |
| CIS            | - Commercial/Industrial Service Rider (Optional)                             |
| BERS           | - Building Energy Rating System (BERS)                                       |
| PV             | - Rate Rider PV - Photovoltaics (Optional Rider)                             |
| MBFC           | - Military Base Facilities Charge (Optional Rider)                           |
| LBIR           | - Large Business Incentive Rider (Optional Rider)                            |
| SBIR           | - Small Business Incentive Rider (Optional Rider)                            |

ISSUED BY: S. W. Connally, Jr.





Section No. IV  
First Revised Sheet No. 4.8  
Canceling Original Sheet No. 4.8

| PAGE | EFFECTIVE DATE |
|------|----------------|
|      |                |

1.10 CONTINUITY OF SERVICE - The Company will exercise reasonable diligence and care to furnish and deliver a regular and uninterrupted supply of electrical energy, but in case the supply should be variable in frequency or voltage, interrupted or fail by reasons of legal process, strike, riot, war, flood, storm, fire, accident, breakdown, or on account of maintenance or repairs to its system, or any part thereof, or of cutting in new equipment or customers or any cause beyond the control of the Company or from the negligence of the Company, its employees, servants or agents, the Company shall not be held liable for any injury, loss, damage, or expense to any Customer, or to any other person, caused directly or indirectly by such variation, interruption, or failure, but shall restore its service to normal as quickly as practicable; and during such interruption the Customer shall have the right to use such other service as may be available. The Customer shall notify the Company promptly of any defect in service or of any trouble or accident to the electric supply.

Continuous service is further dependent upon and subject to conditions brought about by war, the necessities of war, or by the United States Government or any agency of the United States Government, and the Company assumes no obligation to continue the delivery of any quantity of power when or in the event it is required to supply such power to the United States Government, or to any person, firm, corporation, business or industry designated by the United States Government or other Governmental Agency either during time of war or at any other time.

1.11 INCREASE OF SERVICE - Increased service requirements shall be supplied at all times through the existing, or enlarged, service connection and such metering equipment as will properly measure the amount of energy and its maximum demand, provided that the necessary enlargement of the facilities in service does not require changes in point of delivery. The Customer



Section No. VI  
Second Revised Sheet No. 4.9  
Canceling First Revised Sheet No. 4.9

| PAGE | EFFECTIVE DATE |
|------|----------------|
|------|----------------|

1.11 INCREASE OF SERVICE - (Continued)

shall give reasonable advance notice to the Company of any changes which affect the connected load under contract to the end that the Company will have ample time to provide adequate service facilities.

1.12 RIGHT-OF-WAY - The Customer, upon making application for service, thereby grants the Company, free of cost, right-of-way over and under property owned, leased, or controlled by the Customer, for the installation of poles, ducts, cables, wires, transformers, vaults, fixtures, and appurtenances necessary for service to the Customer; and the Customer shall provide, without cost to the Company, suitable location and housing for all apparatus installed and owned by the Company on Customer's premises; and all necessary permission for ingress and egress to and from the Customer's premises shall be provided by the Customer to enable the properly identified employees of the Company to read meters, install, repair, maintain, and remove the Company's property and inspect and test electrical equipment within or upon the premises at all reasonable times and to perform all other necessary duties in connection with the service to the Customer and the Company's property.

1.13 CUSTOMER WIRING - The wiring and electrical equipment in or upon the premises of the Customer to the Delivery Point shall be in conformity with the rules and regulations of constituted authorities pertaining thereto, and the rules set forth in the Company's "Electric Service and Meter Installations" as issued from time to time, but the Company does not assume responsibility therefore and shall not be liable for any defects or damages due to defective customer wiring.

ISSUED BY: S. W. Connally, Jr.




Section No. VI  
Fourth Revised Sheet No. 4.10  
Canceling Third Revised Sheet No. 4.10



- 1.14 ENERGY AUDITS - The Company will offer energy audits to customers in accordance with Commission Rule 25-17.003, Florida Administrative Code.
- 1.15 PAYMENT FOR SERVICE - Employees of the Company are forbidden to demand or accept any personal compensation from Customers of the Company, and payment for any services rendered should only be made upon presentation of formal statement by the Company.
- 1.16 RESPONSIBILITY FOR PROPERTY OF THE COMPANY - All property of the Company that is placed in or upon the Customer's premises, and used in supplying service to him, is placed there under his protection; Customer shall be liable for any loss of or damage to such property, normal wear and tear excepted, and shall pay the Company the amount of any such loss or damage.
- 1.17 DAMAGES TO PROPERTY - Neither the Customer nor the Company shall be responsible for damage to the machinery, apparatus, appliances or other property of the other caused by lightning or by defects in or failure of the machinery, apparatus, or appliances of the one suffering such damages from such causes; and the Company shall not be in any way responsible for the transmission or control of electrical energy beyond the Delivery Point, and shall not be liable for damages on account of injuries to person or property resulting in any manner from the receiving, use, or



Section No. VI  
Third Revised Sheet No. 4.11  
Canceling Second Revised Sheet No. 4.11



1.17 DAMAGES TO PROPERTY - (continued)

application by the Customer of such electrical energy. The Customer must keep his, her, or its machinery, lines, apparatus and appliances in a safe condition and shall indemnify and save harmless the Company from the payment of any sums or sum of money to any person whomsoever, including attorney's fees and court costs, which it may be called upon to pay on account of damage to property or fatal or personal injuries to individuals resulting from or which may be in anyway caused by the operation and maintenance of the machinery, lines, apparatus and appliances belonging to the Customer.

Reverse phase relays, phase failure relays and low voltage or voltage unbalance releases, preferably of the adjustable time-delay type, with circuit breakers or equivalent devices shall be provided by the Customer to disconnect automatically all motor installations which cannot be safely reversed or which would be damaged by a phase or voltage failure.

1.18 STANDARD NOMINAL VOLTAGE - The Company will adopt a standard nominal voltage, or standard nominal voltages, as may be required by its distribution system, or for each of the several districts into which the system may be divided, and the voltages maintained at the Company's main service terminals as installed for each Customer or group of customers shall be maintained reasonably constant. Information as to the standard nominal voltage supplied to any district or area will be furnished by the Company upon request.

If an industrial Customer uses lighting incidental to his power service and the voltage regulation is unsatisfactory for lighting purposes, then the Customer shall install any required regulative apparatus at his own expense.

1.19 NOTICES - Any notice required or authorized to be given under these "Rules and Regulations" or under the provisions of any contracts between the Company and Customer, shall be in writing addressed to the Customer at the premises at which the service is rendered, or at such other address as may have been furnished by the Customer for receiving his bills from the Company, or at Customer's last known address, and mailed in the ordinary course of the Company's business; or by the Customer to the Company, by mail, addressed to the Company; or by either party by serving same personally upon the other. The date of serving or mailing any such notice shall be the date upon which the number of days specified for notice shall begin to run. Notice may be provided to customers via electronic mail if the customer consents to receiving notice in such format.

Notice to the Company by the Customer should not be given to employees of the Company when away from the office, or in the office after or before business hours, as such will not be accepted as binding and formal notification to the Company.

1.20 PROMISES - No promise, agreement, or representation of any employee or officer of the Company shall bind the Company unless the same be in writing and approved by the signature of an officer of the Company, and no employee or officer of the Company is authorized to waive this condition.



Section No. IV  
Fifteenth Revised Sheet No. 4.13  
Canceling Fourteenth Revised Sheet No. 4.13

| PAGE | EFFECTIVE DATE |
|------|----------------|
| of   |                |

- 2.5 NON-ASSIGNMENT OF DEPOSIT - The receipt for deposit cannot be assigned by the Customer without the written consent of the Company.
- 2.6 PAYMENT OF PREVIOUS ACCOUNTS REQUIRED - Applications for service will not be accepted by the Company until the Applicant has paid to the Company all sums at any time owing and then unpaid:
- (1) By Applicant for service of the same class rendered by the Company whether at the premises applied for or at any other premises, or
  - (2) By the previous occupant of the premises as long as the current Applicant or Customer occupied the premises at the time the delinquency occurred and the previous Customer continues to occupy the premises and such previous Customer shall benefit from such service.

**PART III**  
**LINE EXTENSION AND SERVICE CONNECTION REGULATIONS**

- 3.1 APPLIES TO ALL APPLICANTS - These regulations apply to all applicants requesting service from the regular distribution systems of the Company for residential, commercial and industrial usage. Customers requesting service from the transmission system of the Company may require individual consideration and will be handled accordingly as they request service.
- 3.2 CONNECTION OF INITIAL SERVICE - Where the Company's distribution circuits already are in place on the pole adjacent to the Customer's premises requiring only the installation of service wires and meter, the Company will place the service wires and meter completing the connection to provide service. The Customer shall pay a charge of \$27.00 residential / \$50.00 non-residential for such connection, in addition to the deposit provided for elsewhere. The Company shall have the discretion to waive the connection fee that would otherwise apply to the new or existing Customer as a consequence of significant damage to their premises caused by a natural disaster or other similar conditions for which an emergency has been declared by a governmental body authorized to make such a declaration.
- 3.3 CONNECTION OF EXISTING SERVICE - Where service has previously been connected at a premise, a \$27.00 residential / \$50.00 non-residential service charge shall be paid for all subsequent reconnections, except for restoration of service after violation of regulations as provided in Paragraph 4.11 of these Rules or at the Company's discretion as a consequence of significant damage to the new or existing Customer's premises caused by a natural disaster or other similar conditions for which an emergency has been declared by a governmental body authorized to make such a declaration.
- 3.4 SERVICE IF NEW OR UPGRADED FACILITIES ARE REQUIRED - When new or upgraded facilities are required to place the service applied for adjacent to the Customer's premises, a test will be run on the projected revenue vs. the estimated construction costs, exclusive of meters and services.

Contributions-in-aid-of-construction for new or upgraded overhead facilities:

$$CIAC_{OH} = \text{Construction Cost} - (4 \text{ years expected incremental base energy revenue}) - (4 \text{ years expected incremental base demand revenue})$$


Contributions-in-aid-of-construction for new or upgraded underground facilities:

$$CIAC_{UG} = CIAC_{OH} + \text{Estimated difference between cost of providing the service underground and overhead}$$

ISSUED BY: S. W. Connally, Jr.



Section No. IV  
Thirteenth Revised Sheet No. 4.14  
Canceling Twelfth Revised Sheet No. 4.14



3.4 (continued)

If the revenue supports construction, then no CIAC is applicable. If the revenue/construction comparison shows a CIAC to be owing, the applicant will pay to the Company in advance of making the extension the amount from the formula, adjusted by the approved tax effect multiplier. Such payment may be waived or a special agreement may be made providing for the repayment of such money to the applicant, when additional business is secured, upon terms to be fixed by the Company. Where more customers than the initial applicant are expected to be served by the new or upgraded facilities within a period not to exceed three years, the Company shall prorate the total CIAC over the number of end-use customers expected. Where the full amount of CIAC is required from the initial applicant, the Company will return to the initial applicant any subsequent CIAC payments received from such expected customers. Title to all lines will remain with the Company. When service is connected to the Customer's premises, a service charge shall be paid in accordance with the provisions of Paragraph 3.2 above. The Company shall apply the above formulas uniformly to residential, commercial, and industrial customers requiring new or upgraded facilities at any voltage level.

3.5 LIMITATIONS ON THREE PHASE SERVICE - In general, the Company will furnish single phase service for any residential or commercial loads involving no single motor larger than five horsepower. It has never contemplated supplying service to any motor rated at three horsepower or smaller at three phase anywhere. Therefore, unless already available, three phase service will not be furnished for residential loads or for commercial loads where no commercial motor exceeds three horsepower until the Customer makes a contribution to the Company equal to the excess of the cost of providing three phase service over the cost of furnishing service to such load at single phase.

3.6 UNDERGROUND SERVICE IN AN OVERHEAD AREA - Conversion of existing overhead facilities to underground shall be handled in accordance with the provisions of Part VI UNDERGROUND DISTRIBUTION FACILITIES.

3.7 CONNECTION OF TEMPORARY SERVICE - Where the Company's distribution circuits are already in place on the pole adjacent to the Customer's premises requiring only the installation of a service drop and meter, the Company will place the service drop and meter completing the connection to provide temporary service. The service drop and meter installation shall not exceed 200 amperes and must utilize self-contained, non-demand metering. The customer shall pay a charge of \$110.00 for each such connection in addition to the deposit provided for elsewhere.

3.7.1 TEMPORARY SERVICE INVOLVING EXTENSIONS - In case the establishing of temporary service involves cost of labor and materials, other than as described in 3.7 above, the applicant must pay in advance the total estimated cost of installing and dismantling the necessary facilities, less the salvage value of the material returnable to stores for re-use, less projected revenues associated with the temporary service. This payment shall be in addition to the appropriate service charge for a Service Connection to existing distribution system and the deposit for guarantee of the energy billing provided for elsewhere.

ISSUED BY: S. W. Connally, Jr.



Section No. IV  
Eighth Revised Sheet No. 4.20  
Canceling Seventh Revised Sheet No. 4.20

| PAGE | EFFECTIVE DATE |
|------|----------------|
| CU   |                |

**PART V**  
**CONTRACT AND ENFORCEMENT REGULATIONS**

- 5.1 **CUTOFF REGULATIONS** - Bills for service are payable monthly, unless otherwise stated in rate schedules, and are considered delinquent after the expiration of twenty (20) days from the date of mailing or delivery by the utility. If not paid at the Company's office or other designated place by the delinquent date, the Company at any time thereafter may suspend service after giving five (5) day's written notice to the customer of such delinquency and of the Company's intention to discontinue service. Such written notice will be separate and apart from any bill for service. If the amount due remains unpaid after suspension of service, the Company may treat the contract as canceled and at an end.
- 5.2 **EXTENSION OF TIME FOR PAYMENT OF BILL** - The Company may, however, extend the time for paying any one or more bills, or any part thereof, and its action in so doing shall be without prejudice to its rights thereafter to suspend service as provided in these rules; and by so doing, the Company shall not be held or considered as waiving its rights or its option thereafter to suspend service and/or treat the contract as canceled and at an end.
- 5.3 **RESTORATION CHARGE** - When the service of a Customer has been discontinued after violation of rules, all amounts due for service up to the date of discontinuance thereof shall become due and must be paid before service will be reconnected and the Company shall require the Customer to pay a restoration charge before reconnecting. The restoration charge shall be determined as follows:
- (1) \$60.00 if the service is restored at the meter during normal business hours.
  - (2) \$80.00 if the service is restored at the meter after hours.
  - (3) \$100.00 if the service is restored because of an inaccessible meter.
- 5.4 **PREMISE VISIT CHARGE** - Whenever payment for service is delinquent and a field service representative is required to call at the Customer's premise, and service is not suspended, a \$30.00 fee shall be charged.
- 5.5 **FAULTY WIRING ON CUSTOMER'S PREMISES** - The Company reserves the right to disconnect from its lines, or to refuse to connect to its lines, any Customer or applicant whose wiring is not in accordance with standard good practice; however, the Company does not assume any responsibility for installation or maintenance inspection of Customer's wiring or installation.
- 5.6 **MEDICALLY ESSENTIAL SERVICE** - For purposes of this section, a Medically Essential Service Customer is a residential customer whose electric service is medically essential, as affirmed through the certificate of a doctor of medicine licensed to practice in the State of Florida. Service is "medically essential" if the customer has continuously operating electric-powered medical equipment necessary to sustain the life of or avoid serious medical complications requiring immediate hospitalization of the customer or another permanent resident at the service address. The Physician's certificate shall explain briefly and clearly, in non-medical terms, why continuance of electric service is medically essential, and shall be consistent with the requirements of the Company's tariff. A customer who is certified as a Medically Essential Service Customer must renew such certification periodically through the procedures outlined above. The Company may require certification no more frequently than 12 months.

The Company shall provide Medically Essential Service Customers with a limited extension of time, not to exceed thirty (30) days, beyond the date service would normally be subject to disconnection for non-payment of bills (following the requisite notice pursuant to Rule 25-6.105(5) of the Florida Administrative Code). The Company shall provide the Medically Essential Service Customer with written notice specifying the date of disconnection based on the limited extension. The Medically Essential Service



Section No. IV  
Third Revised Sheet No. 4.23  
Canceling Second Revised Sheet No. 4.23



6.2.2 (continued)

Any Applicant seeking the installation of underground distribution facilities pursuant to a written request hereunder shall execute the Agreement For Underground Construction Standards set forth in Section VII of this tariff, Standard Contract Forms, at Sheet no. 7.25. Failure to execute said agreement within 180 days after the delivery by Gulf Power Company of a binding cost estimate shall result in forfeiture of the deposit made. Any subsequent request for underground facilities will require the payment of a new deposit and the presentation of a new binding cost estimate. For good cause Gulf may extend the 180 day time limit. Upon execution of the Agreement For Underground Construction Standards, payment in full of the differential cost specified in the binding cost estimate, and compliance with the requirements of this tariff, Gulf shall proceed to install the facilities identified in a timely manner.

As a condition precedent to the conversion of any overhead distribution facilities, the Company may require that the Applicant obtain executed agreements with all affected pole licensees (e.g. telephone, cable TV, etc.) for the simultaneous conversion of those pole licensees' facilities and provide Gulf with a copy of the Agreement(s). Such agreements shall specifically acknowledge that the affected pole licensee will coordinate the conversion with Gulf and other licensees in a timely manner so as to not create unnecessary delays. Failure to present to Gulf Power Company executed copies of any necessary agreements with affected pole licensees within 180 days after delivery of the binding cost agreement to the Applicant shall result in forfeiture of the deposit paid for the binding cost estimate, the return of any differential cost paid for the binding cost estimate, the return of any differential cost paid less any actual cost incurred, and the termination of any Agreement For Underground Construction Standards entered into between the Applicant and Gulf Power Company.

- 6.2.3 CHANGES TO PLANS. The Applicant shall pay for all additional costs incurred by the Company due to changes made by the Applicant in the subdivision layout or grade after original agreed upon design has been completed by the Company.
- 6.2.4 UNDERGROUND INSTALLATIONS NOT COVERED. Where the Applicant requests underground electric facilities not specifically covered by these Rules and Regulations, or in areas where the terrain, loads, and/or equipment are not typical, and where overhead facilities would otherwise normally be provided, the Applicant and the Company may enter into an agreement outlining the terms and conditions of the installation prior to such installation.
- 6.2.5 TYPE OF SYSTEM PROVIDED. Underground residential distribution facilities are of standard Company design, generally with all cable in duct or conduit and above-grade appurtenances. Unless otherwise stated, service provided will be 120/240 volt single phase. If other types of facilities are requested by the Applicant or required by governmental authority, the Applicant or governmental authority will pay the additional costs if any.





Section No. IV  
Sixth Revised Sheet No. 4.24  
Canceling Fifth Revised Sheet No. 4.24



6.2.6 OWNERSHIP OF UNDERGROUND FACILITIES. The Company will install, own, and maintain the electric distribution facilities up to the designated point of delivery for residential and commercial services up to and including 400A except as otherwise stated. Any payment made by the Applicant under the provisions of these Rules will not convey to the Applicant any rights of ownership. The Applicant may, subject to a contractual agreement with the Company, construct and install a portion of the underground distribution facilities provided:

- (a) such work meets the Company's construction standards;
- (b) the Company will own and maintain the completed distribution facilities;
- (c) such agreement is not expected to cause the general body of ratepayers to incur greater costs;
- (d) the Applicant agrees to pay Gulf Power Company's current applicable Engineering and Supervision rate associated with the estimate of work to be performed by the Applicant. This amount represents the cost of Gulf's engineering time to review and inspect the Applicant's work.
- (e) the Applicant agrees to rectify any deficiencies found by Gulf Power Company prior to the connection of any customers to the underground electric distribution system or the connection of the underground electric distribution facilities to Gulf Power Company's distribution system. Furthermore, the deficiencies must be corrected in a timely manner or Gulf shall construct the system improvement using overhead facilities and the Applicant will have to pay the cost of such improvement and the cost of its removal before the corrected underground facilities will be connected.


6.2.7 RIGHTS OF WAY AND EASEMENTS.

- (a) General Requirements. The Company shall construct, own, operate, and maintain distribution facilities only along easements, public streets, roads, and highways which the Company has the legal right to occupy, and on public lands and private property across which rights of way and easements satisfactory to the Company may be obtained without condemnation or cost to the Company.
- (b) Scheduling, Clearing, and Grading. Rights of way and easements suitable to the Company must be furnished by the Applicant in reasonable time to meet service requirements, and must be cleared of trees, tree stumps, paving and other obstructions, staked to show property lines and final grade, and must be graded to within six (6) inches of final grade by the Applicant before the Company will commence construction, all at no charge to the Company. Such clearing and grading must be maintained by the Applicant during construction by the Company. Grade stakes must be provided at transformer locations.

Should paving, grass, landscaping, or sprinkler systems be installed prior to the construction of the underground distribution facilities, the Applicant shall pay the added costs of trenching, backfilling, and restoring the paving, grass, landscaping, and sprinkler systems to their original condition.



Section No. IV  
First Revised Sheet No. 4.26.3  
Canceling Original Sheet No. 4.26.3



6.3.2 (continued)

- (c) The above charges are based upon arrangement of distribution facilities that will permit serving the local single-phase underground distribution system within the subdivision from existing overhead feeder mains. If the feeder mains or other three-phase facilities within the subdivision are deemed necessary by the Company to provide and/or maintain adequate service and are required by the Applicant or governmental agency to be installed underground, the Applicant shall pay the Company the estimated cost differential between the underground feeder mains, or other three-phase facilities and the equivalent overhead facilities.

- 6.3.3 FACILITIES TO BE UNDERGROUND. All service laterals and secondary and single phase primary conductors shall be underground. Appurtenances such as transformers, pedestal-mounted terminals, switching equipment, and meter cabinets may be placed above ground. Feeder mains required within a subdivision may be overhead if the Applicant and the Company determine that the additional cost of underground is not justified for that particular location, unless otherwise required by governmental authority, in which case the differential cost will be borne by the Applicant or governmental authority.
- 6.3.4 POINT OF DELIVERY. The point of delivery to the building shall be determined by the Company and normally will be at the point of the building nearest the point at which the underground secondary system is available to the property to be served. If the point of delivery on any building is more than fifty (50) feet in length from the available secondary system (seventy [70] feet for low density subdivisions), then the Applicant may be required to make additional payment for the excess length.



Section No. IV  
Eighth Revised Sheet No. 4.27  
Canceling Seventh Revised Sheet No. 4.27



- 6.3.5 LOCATION OF METER AND SOCKET & SERVICE ENTRANCE FACILITIES. The Applicant shall install a meter socket and suitable service entrance facilities at the point designated by the Company in accordance with the Company's specifications. Service conductors shall be installed, where possible, in a direct line to the point of delivery.
- 6.3.6 DEVELOPMENT OF SUBDIVISIONS. The above charges are based on reasonably full and timely use of the land being developed. Where the Company is required to construct underground electric facilities through a section or sections of the subdivision or development where, in the opinion of the Company, service will not be required for at least two years, the Company may require a deposit from the Applicant before construction is commenced. This deposit, to guarantee performance, will be based on the estimated total cost of such facilities rather than the differential cost. The amount of the deposit, without interest, in excess of any charges for underground service will be returned to the applicant on a pro-rata basis at quarterly intervals on the basis of installations to new customers. Any portion of such deposit remaining unrefunded, after five years from the date the Company is first ready to render service from the extension, will be retained by the Company.

**6.4 UNDERGROUND DISTRIBUTION TO  
MULTIPLE-OCCUPANCY RESIDENTIAL BUILDINGS**

- 6.4.1 AVAILABILITY. After receipt of proper application and compliance by the Applicant with applicable Company rules and procedures, the Company will install underground distribution facilities within that tract of land upon which multiple-occupancy residential buildings containing five (5) or more separate dwelling units will be constructed.
- 6.4.2 CONTRIBUTION BY APPLICANT. Service for new multiple-occupancy residential buildings will be constructed underground within the property to be served to the point of delivery at or near the building by the Company at no charge to the Applicant, provided the Company is free to construct its service extension or extensions in the most economical manner and reasonably full use is made of the tract of land upon which the multiple-occupancy buildings will be constructed. The Applicant must pay a cost differential for any non-residential service such as a pool or office building if such service is not ganged with other single phase residential services.
- 6.4.3 METER SOCKETS AND SERVICE ENTRANCE FACILITIES. The Applicant shall install service entrance facilities including meter sockets or suitable facilities for installation of the Company's meters at a location suitable to the Company. Meter sockets of facilities for installation of the Company's meters shall be a type and manufacture approved by the Company.



Section No. IV  
Tenth Revised Sheet No. 4.28.1  
Canceling Ninth Revised Sheet No. 4.28.1



6.5.3 (continued)

An Applicant desiring the Company to proceed with construction of the underground facilities described in a binding cost estimate may enter into a contract with the Company based on said estimate on or before the 180th day following Applicant's receipt of the estimate. So long as the contract is entered into by such date, the contract shall provide that the charges the Applicant is obligated to pay for installation of the underground facilities will not exceed 110 percent of the amount set forth in the binding estimate. So long as said contract is entered into by the date specified above, it shall further provide that the total charges the Applicant is obligated to pay for installation of underground facilities determined as set forth in section 6.5.4 below shall be reduced by the amount of the posted deposit associated with the binding cost estimate.

6.5.4 CONTRIBUTION BY APPLICANT. Prior to the installation of underground facilities covered by this subpart, the Applicant and the Company must enter into a contractual agreement setting forth the terms and conditions of the installation. The charge to be paid by the Applicant for underground facilities pursuant to the contractual agreement shall be determined as follows:

The cost of construction of the underground distribution facilities including the construction cost of the underground service lateral(s) to the meter(s) of the customer(s) and the net present value of the operating cost over the expected life of the underground facilities;

plus (if applicable) the estimated remaining book value of any existing facilities to be removed as part of the conversion of existing overhead facilities to underground, less the estimated net salvage value of the facilities to be removed;

minus the estimated construction cost to build new overhead facilities including the service drop(s) to the meter(s) of the customer(s) and the net present value of the operating cost over the expected life of the overhead facilities.

If the installation of the underground facilities is made pursuant to a contractual agreement based on a binding cost estimate received by the Applicant no more than 180 days prior to the date of the contractual agreement, the provisions of section 6.5.3 shall limit and modify the contribution to be paid by the Applicant for underground facilities.

6.5.5 METER SOCKETS AND SERVICE ENTRANCE FACILITIES. The Applicant shall install service entrance facilities including meter sockets or suitable facilities for installation of the Company's meters at a location suitable to the Company. Meter sockets or facilities for installation of the Company's meters shall be of a type and manufacture approved by the Company.

6.5.6 UNDERGROUND SECONDARY LATERAL SERVICE IN AN OVERHEAD RESIDENTIAL OR COMMERCIAL AREA. When requested by a residential or commercial Applicant, the Company will install, own, and maintain an underground secondary service lateral from its overhead facilities to the Applicant's point of delivery. The Applicant shall install a meter socket and suitable service entrance facilities at the point designated by the Company in accordance with the Company's specification. Prior to such installation, the Applicant and the Company will enter into an agreement outlining the terms and conditions of the installation, and the Applicant will be required to pay the Company in advance the cost differential between an overhead service and an underground service. The Applicant may participate in the process by trenching and installing the duct and/or providing the duct.

ISSUED BY: S. W. Connally, Jr.



Section No. VI  
Twenty-Ninth Revised Sheet No. 6.2  
Canceling Twenty-Eighth Revised Sheet No. 6.2

| Page   | EFFECTIVE DATE |
|--------|----------------|
| 2 of 2 |                |

| <u>Designation</u> | <u>URSC</u> | <u>Classification</u>                            | <u>Sheet No.</u> |
|--------------------|-------------|--|------------------|
| RSVP               | RS1         | Residential Service Variable Pricing (Optional)  | 6.75             |
| SP                 |             | Surge Protection                                 | 6.79             |
| RTP                |             | Real Time Pricing                                | 6.80             |
| CIS                |             | Commercial/Industrial Service (Optional Rider)   | 6.84             |
| BERS               |             | Building Energy Rating System (BERS)             | 6.87             |
| PV                 |             | Rate Rider PV - Photovoltaics (Optional Rider)   | 6.89             |
| MBFC               |             | Military Base Facilities Charge (Optional Rider) | 6.91             |
| LBIR               |             | Large Business Incentive Rider (Optional Rider)  | 6.92             |
| SBIR               |             | Small Business Incentive Rider (Optional Rider)  | 6.94             |

ISSUED BY: S. W. Connally, Jr.



Section No. VI  
Thirtieth Revised Sheet No. 6.3  
Canceling Twenty-Ninth Revised Sheet No. 6.3

**RATE SCHEDULE RS  
RESIDENTIAL SERVICE**  
URSC: RS



**AVAILABILITY:**

Available throughout the entire territory served by the Company.

**APPLICABILITY:**

Applicable for service used for domestic purposes at an individually metered dwelling unit suitable for year-round family occupancy containing full kitchen facilities and to commonly-owned facilities in condominium and cooperative apartment buildings. Garages, pools, pumps, boat dock, etc., on the same premise as the dwelling unit are included if all such service is for personal use. Service provided hereunder shall not be shared with or resold to others.

**CHARACTER OF SERVICE:**

Available for single phase service from local distribution lines of the Company's system at nominal secondary voltage of 120/240 volts.

**RATES:**

Base Charge: \$0.60 per day

Energy-Demand Charge: 4.884¢ per kWh

**MINIMUM BILL:**

In consideration of the readiness of the Company to furnish such service, a monthly minimum charge will be made of not less than the Base Charge.

**DEPOSIT:**

A deposit amounting to twice the estimated average monthly bill may be required before service is connected at designated premises. The deposit may be applied to any final bills against the Customer for service.


**ISSUED BY:** S.W. Connally, Jr.



Section No. VI  
Twenty-Fourth Revised Sheet No. 6.5  
Canceling Twenty-Third Revised Sheet No. 6.5

**RATE SCHEDULE GS  
GENERAL SERVICE – NON-DEMAND**

URSC: GS



**AVAILABILITY:**

Available throughout the entire territory served by the Company.

**APPLICABILITY:**

Applicable for general lighting and power service covering the entire electrical requirements of any Customer with a demand of less than 25 kW except for service to which another Rate Schedule is applicable. Service to two or more premises shall not be combined nor shall service furnished hereunder be shared with or resold to others. All service shall be taken at the same voltage and from a single delivery point.

**CHARACTER OF SERVICE:**

The delivery voltage to the Customer shall be the voltage of the available distribution lines of the Company for the locality in which service is to be rendered. Three phase service may be furnished at the request of the Customer subject to the Rules and Regulations of the Company which govern the extension of three phase service.

**MONTHLY RATES:**

Base Charge: \$21.00

Energy-Demand Charge: 5.300¢ per kWh

**MINIMUM MONTHLY BILLS:**

In consideration of the readiness of the Company to furnish such service, no monthly bill will be rendered for less than the Base Charge.

ISSUED BY: S. W. Connally, Jr.



Section No. VI  
Twenty-Third Revised Sheet No. 6.7  
Canceling Twenty-Second Revised Sheet No. 6.7

## **RATE SCHEDULE GSD GENERAL SERVICE - DEMAND**

URSC: GSD



### **AVAILABILITY:**

Available throughout the entire territory served by the Company.

### **APPLICABILITY:**

Applicable for commercial, industrial, or institutional general service on an annual basis covering the entire electrical requirements of any Customer whose highest actual measured demand is not more than four hundred ninety-nine (499) kilowatts. Service to two or more premises shall not be combined nor shall service furnished hereunder be shared with or resold to others. All service shall be taken at the same voltage, from a single delivery point, and shall be measured by a single meter.

### **CHARACTER OF SERVICE:**

The delivery voltage to the Customer shall be the voltage of the available secondary distribution lines of the Company for the locality in which service is to be rendered. Three phase service may be furnished at the request of the Customer subject to the Rules and Regulations of the Company which govern the extension of the three phase service.

### **MONTHLY RATES:**

|                |                                 |
|----------------|---------------------------------|
| Base Charge:   | \$44.00                         |
| Demand Charge: | \$6.84 per kW of billing demand |
| Energy Charge: | 1.749¢ per kWh                  |

### **MINIMUM MONTHLY BILLS:**

In consideration of the readiness of the Company to furnish such service, no monthly bill will be rendered for less than the Base Charge plus the Demand Charge.

ISSUED BY: S. W. Connally, Jr.





Section No. VI  
Twenty-First Revised Sheet No. 6.8  
Canceling Twentieth Revised Sheet No. 6.8



(Continued from Rate Schedule GSD, Sheet No. 6.7)

**DETERMINATION OF BILLING DEMAND:**

The kilowatt (kW) billing demand for billing purposes shall be the Customer's maximum integrated fifteen (15) minute demand to the nearest kilowatt (kW) during each service month.

**REACTIVE DEMAND CHARGE:**

When the capacity required to be maintained is one-hundred (100) kilowatts or more, at the option of the Company, the monthly bill calculated at the above rates may be increased in the amount of \$1.00 per kvar for all over 0.48432 kilovars per kilowatt (90% power factor). The kilovars to which this adjustment shall apply shall be the monthly maximum measured kilovar demand or may be calculated as the square root of the difference between the square of the maximum monthly measured kVA demand and the square of the maximum monthly measured kW demand.

**TRANSFORMER OWNERSHIP DISCOUNT AND PRIMARY METERING VOLTAGE DISCOUNTS:**

When the Company renders service under this Rate Schedule at the local primary distribution voltage and any transformers required are furnished by the Customer, the Monthly Rate will be subject to a discount of thirty-nine (39) cents per kW of the Customer's billing demand as determined above, and an additional discount of one percent (1%) of the Energy Charge and one percent (1%) of the Demand Charge; however, such deduction shall not reduce the minimum monthly bill specified above.

**TERM OF CONTRACT:**

Service under this Schedule shall be for a period of not less than one year and thereafter from year to year until terminated by three (3) months' written notice by either party to the other.

**DEPOSIT:**

A deposit amounting to twice the estimated average monthly bill may be required before service is connected at designated premises. The deposit may be applied to any final bills against the Customer for service.

**ISSUED BY:** S. W. Connally, Jr.



Section No. VI  
Twenty-Sixth Revised Sheet No. 6.10  
Canceling Twenty-Fifth Revised Sheet No. 6.10

**RATE SCHEDULE LP  
LARGE POWER SERVICE**  
URSC: GSLD



**AVAILABILITY:**

Available throughout the entire territory served by the transmission system of the Company.

**APPLICABILITY:**

Applicable for three phase general service on an annual basis covering the entire electrical requirements of any Customer. Service to two or more premises shall not be combined nor shall service furnished hereunder be shared with or resold to others. All service shall be taken at the same voltage, from a single delivery point, and shall be measured by a single meter.

**CHARACTER OF SERVICE:**

The delivery voltage to the Customer shall be the voltage of the available secondary distribution lines of the Company for the locality in which service is to be rendered.

**MONTHLY RATES:**

|                |                                  |
|----------------|----------------------------------|
| Base Charge:   | \$250.00                         |
| Demand Charge: | \$12.23 per kW of billing demand |
| Energy Charge: | 0.934¢ per kWh                   |

**MINIMUM MONTHLY BILLS:**

In consideration of the readiness of the Company to furnish such service, no monthly bill will be rendered for less than the Base Charge plus the Demand Charge.

**ISSUED BY:** S. W. Connally, Jr.



Section No. VI  
Twenty-Fifth Revised Sheet No. 6.11  
Canceling Twenty-Fourth Revised Sheet No. 6.11



(Continued from Rate Schedule LP, Sheet No. 6.10)

#### **DETERMINATION OF BILLING DEMAND:**

The kilowatt (kW) billing demand for billing purposes shall be the Customer's maximum integrated fifteen (15) minute demand to the nearest kilowatt (kW) during each service month.

#### **REACTIVE DEMAND CHARGE:**

The monthly bill calculated at the above rates shall also be increased in the amount of \$1.00 per kvar for all over 0.48432 kilovars per kilowatt (90% power factor). The kilovars to which this adjustment shall apply shall be the monthly maximum measured kilovar demand or may be calculated as the square root of the difference between the square of the maximum monthly measured kVA demand and the square of the maximum monthly measured kW demand.

#### **TRANSFORMER OWNERSHIP DISCOUNT AND PRIMARY METERING VOLTAGE DISCOUNTS:**

When the Company renders service under this Rate Schedule at the local primary distribution voltage and any transformers required are furnished by the Customer, the Monthly Rate will be subject to a discount of fifty-five (55) cents per month per kilowatt (kW) of the Customer's billing demand as determined above, and an additional discount of one percent (1%) of the Energy Charge and one percent (1%) of the Demand Charge; however, such deduction shall not reduce the minimum monthly bill specified above.

#### **TRANSFORMER OWNERSHIP DISCOUNT AND TRANSMISSION METERING VOLTAGE DISCOUNTS:**

When the Company renders service under this Rate Schedule from an available transmission line of 46,000 volts or higher and the Customer furnishes, operates and maintains the complete step-down transformer substation necessary to receive and use such service the Monthly Rate will be subject to a discount of seventy-eight (78) cents per month per kilowatt (kW) of the Customer's billing demand as determined above, and an additional discount of two percent (2%) of the Energy Charge and two percent (2%) of the Demand Charge; however, such deduction shall not reduce the minimum monthly bill specified above.

#### **DEPOSIT:**

A deposit amounting to twice the estimated average monthly bill may be required before service is connected at designated premises. The deposit may be applied to any final bills against the Customer for service.

**ISSUED BY:** S. W. Connally, Jr.



Section No. VI  
Twenty-Second Revised Sheet No. 6.13  
Canceling Twenty-First Revised Sheet No. 6.13

**RATE SCHEDULE PX**  
**LARGE HIGH LOAD FACTOR POWER SERVICE**  
URSC: GSLD1



**AVAILABILITY:**

Available throughout the entire territory served by the transmission system of the Company.

**APPLICABILITY:**

Applicable for three phase lighting and power service to any Customer whose actual measured demand is not less than 7,500 kilowatts (kW), with an annual load factor of not less than seventy-five percent (75%). Service to two or more premises shall not be combined nor shall service furnished hereunder be shared with or resold to others. All service shall be taken at the same voltage and from a single delivery point, and shall be measured by a single meter.

**CHARACTER OF SERVICE:**

The delivery voltage to the Customer shall be the standard secondary voltage of the Company's transformers supplied from the transmission lines of the Company.

**MONTHLY RATES:**

|                |                                  |
|----------------|----------------------------------|
| Base Charge:   | \$743.22                         |
| Demand Charge: | \$10.85 per kW of billing demand |
| Energy Charge: | 0.399¢ per kWh                   |

**MINIMUM MONTHLY BILL:**


In the event the Customer's annual load factor for the current and preceding eleven months is less than 75% and in consideration of the readiness of the Company to furnish such service, the minimum monthly bill shall not be less than the Base Charge plus \$13.03 per kW of billing demand.

ISSUED BY: S.W. Connally, Jr.



Section No. VI  
Twenty-Second Revised Sheet No. 6.16  
Canceling Twenty-First Revised Sheet No. 6.16

**RATE SCHEDULE OS  
OUTDOOR SERVICE**  
URSC: SL, OL, OL1, OL2



**AVAILABILITY:**

Available throughout the entire territory served by the Company.

**OS-I/II STREET, ROADWAY, AND GENERAL AREA LIGHTING**

**APPLICABILITY:**

Applicable for street, roadway, and general area lighting service under the provisions of the Company's standard contract for such service. Service hereunder includes power supply and may include lamp renewals and regular maintenance.

**LIMITATION OF SERVICE:**

Company-owned fixtures will be mounted on Company-owned poles of the Company's distribution system. Customer-owned fixtures will be mounted on Customer-owned poles, of a standard type and design, permitting service and maintenance at no abnormal cost to the Company.

**MONTHLY RATES:  
High Pressure Sodium Vapor**

| <u>Initial Lamp Rating (Lumen)</u> | <u>Desc.</u>         | <u>Lamp Wattage</u> | <u>Line Wattage</u> | <u>Est. kWh</u><br>** | <u>Fixture Charge</u> | <u>Maint. Charge</u> | <u>Energy Charge</u><br>*** | <u>Total Charge</u> |
|------------------------------------|----------------------|---------------------|---------------------|-----------------------|-----------------------|----------------------|-----------------------------|---------------------|
| 5400*                              | Open Bottom          | 70                  | 84                  | 29                    | \$3.08                | \$1.66               | \$0.71                      | \$5.45              |
| 8800                               | Open Bottom          | 100                 | 120                 | 41                    | \$2.63                | \$1.50               | \$1.00                      | \$5.13              |
| 8800                               | Open Bottom w/Shield | 100                 | 120                 | 41                    | \$3.62                | \$1.77               | \$1.00                      | \$6.39              |
| 8800                               | Acorn                | 100                 | 120                 | 41                    | \$13.14               | \$4.43               | \$1.00                      | \$18.57             |
| 8800                               | Colonial             | 100                 | 120                 | 41                    | \$3.54                | \$1.74               | \$1.00                      | \$6.28              |
| 8800                               | English Coach        | 100                 | 120                 | 41                    | \$14.34               | \$4.76               | \$1.00                      | \$20.10             |
| 8800                               | Destin Single        | 100                 | 120                 | 41                    | \$24.67               | \$7.65               | \$1.00                      | \$33.32             |
| 17600                              | Destin Double        | 200                 | 240                 | 82                    | \$49.20               | \$14.76              | \$2.01                      | \$65.97             |
| 5400*                              | Cobrahead            | 70                  | 84                  | 29                    | \$4.32                | \$2.00               | \$0.71                      | \$7.03              |
| 8800                               | Cobrahead            | 100                 | 120                 | 41                    | \$3.62                | \$1.77               | \$1.00                      | \$6.39              |
| 20000*                             | Cobrahead            | 200                 | 233                 | 80                    | \$4.98                | \$2.17               | \$1.96                      | \$9.11              |
| 25000                              | Cobrahead            | 250                 | 292                 | 100                   | \$4.84                | \$2.14               | \$2.45                      | \$9.43              |
| 46000                              | Cobrahead            | 400                 | 477                 | 164                   | \$5.10                | \$2.20               | \$4.01                      | \$11.31             |
| 8800                               | Cutoff Cobrahead     | 100                 | 120                 | 41                    | \$4.00                | \$1.87               | \$1.00                      | \$6.87              |
| 25000                              | Cutoff Cobrahead     | 250                 | 292                 | 100                   | \$4.90                | \$2.16               | \$2.45                      | \$9.51              |
| 46000                              | Cutoff Cobrahead     | 400                 | 477                 | 164                   | \$5.12                | \$2.20               | \$4.01                      | \$11.33             |
| 25000                              | Bracket Mount CIS    | 250                 | 292                 | 100                   | \$11.23               | \$3.92               | \$2.45                      | \$17.60             |
| 25000                              | Tenon Top CIS        | 250                 | 292                 | 100                   | \$11.23               | \$3.92               | \$2.45                      | \$17.60             |

**ISSUED BY: S. W. Connally, Jr.**



Section No. VI  
Thirty-Fifth Revised Sheet No. 6.16.1  
Canceling Thirty-Fourth Revised Sheet No. 6.16.1



(Continued from Rate Schedule OS, Sheet No. 6.16)

**High Pressure Sodium Vapor (continued)**

| <u>Initial Lamp Rating (Lumen)</u> | <u>Desc.</u>      | <u>Lamp Wattage</u> | <u>Line Wattage</u> | <u>Est. kWh</u><br>** | <u>Fixture Charge</u> | <u>Maint. Charge</u> | <u>Energy Charge</u><br>*** | <u>Total Charge</u> |
|------------------------------------|-------------------|---------------------|---------------------|-----------------------|-----------------------|----------------------|-----------------------------|---------------------|
| 46000                              | Bracket Mount CIS | 400                 | 468                 | 161                   | \$11.94               | \$4.11               | \$3.94                      | \$19.99             |
| 20000*                             | Small ORL         | 200                 | 233                 | 80                    | \$11.50               | \$3.98               | \$1.96                      | \$17.44             |
| 25000                              | Small ORL         | 250                 | 292                 | 100                   | \$11.07               | \$3.87               | \$2.45                      | \$17.39             |
| 46000                              | Small ORL         | 400                 | 477                 | 164                   | \$11.59               | \$4.01               | \$4.01                      | \$19.61             |
| 20000*                             | Large ORL         | 200                 | 233                 | 80                    | \$18.73               | \$5.99               | \$1.96                      | \$26.68             |
| 46000*                             | Large ORL         | 400                 | 477                 | 164                   | \$21.10               | \$6.66               | \$4.01                      | \$31.77             |
| 46000                              | Shoobox           | 400                 | 477                 | 164                   | \$9.67                | \$3.48               | \$4.01                      | \$17.16             |
| 16000                              | Directional       | 150                 | 197                 | 68                    | \$5.43                | \$2.26               | \$1.66                      | \$9.35              |
| 20000*                             | Directional       | 200                 | 233                 | 80                    | \$7.85                | \$2.98               | \$1.96                      | \$12.79             |
| 46000                              | Directional       | 400                 | 477                 | 164                   | \$5.83                | \$2.41               | \$4.01                      | \$12.25             |
| 125000                             | Large Flood       | 1000                | 1105                | 379                   | \$9.26                | \$3.55               | \$9.28                      | \$22.09             |

**Metal Halide**

| <u>Initial Lamp Rating (Lumen)</u> | <u>Desc.</u>      | <u>Lamp Wattage</u> | <u>Line Wattage</u> | <u>Est. kWh</u><br>** | <u>Fixture Charge</u> | <u>Maint. Charge</u> | <u>Energy Charge</u><br>*** | <u>Total Charge</u> |
|------------------------------------|-------------------|---------------------|---------------------|-----------------------|-----------------------|----------------------|-----------------------------|---------------------|
| 12000                              | Acorn             | 175                 | 210                 | 72                    | \$13.27               | \$5.58               | \$1.76                      | \$20.61             |
| 12000                              | Colonial          | 175                 | 210                 | 72                    | \$3.67                | \$2.92               | \$1.76                      | \$8.35              |
| 12000                              | English Coach     | 175                 | 210                 | 72                    | \$14.47               | \$5.92               | \$1.76                      | \$22.15             |
| 12000                              | Destin Single     | 175                 | 210                 | 72                    | \$24.80               | \$8.81               | \$1.76                      | \$35.37             |
| 24000                              | Destin Double     | 350                 | 420                 | 144                   | \$49.45               | \$16.47              | \$3.53                      | \$69.45             |
| 32000                              | Small Flood       | 400                 | 476                 | 163                   | \$5.96                | \$2.58               | \$3.99                      | \$12.53             |
| 32000                              | Small Parking Lot | 400                 | 476                 | 163                   | \$11.01               | \$4.00               | \$3.99                      | \$19.00             |
| 100000                             | Large Flood       | 1000                | 1100                | 378                   | \$8.55                | \$5.12               | \$9.25                      | \$22.92             |
| 100000                             | Large Parking Lot | 1000                | 1100                | 378                   | \$19.01               | \$7.09               | \$9.25                      | \$35.35             |

**Metal Halide Pulse Start**

| <u>Initial Lamp Rating (Lumen)</u> | <u>Desc.</u>  | <u>Lamp Wattage</u> | <u>Line Wattage</u> | <u>Est. kWh</u><br>** | <u>Fixture Charge</u> | <u>Maint. Charge</u> | <u>Energy Charge</u><br>*** | <u>Total Charge</u> |
|------------------------------------|---------------|---------------------|---------------------|-----------------------|-----------------------|----------------------|-----------------------------|---------------------|
| 13000                              | Acom          | 150                 | 190                 | 65                    | \$15.05               | \$5.42               | \$1.59                      | \$22.06             |
| 13000                              | Colonial      | 150                 | 190                 | 65                    | \$4.69                | \$2.55               | \$1.59                      | \$8.83              |
| 13000                              | English Coach | 150                 | 190                 | 65                    | \$15.39               | \$5.53               | \$1.59                      | \$22.51             |
| 13000                              | Destin Single | 150                 | 190                 | 65                    | \$32.64               | \$10.35              | \$1.59                      | \$44.58             |
| 26000                              | Destin Double | 300                 | 380                 | 130                   | \$65.14               | \$19.88              | \$3.18                      | \$88.20             |
| 33000                              | Small Flood   | 350                 | 400                 | 137                   | \$6.68                | \$3.29               | \$3.35                      | \$13.32             |
| 33000                              | Shoobox       | 350                 | 400                 | 137                   | \$7.98                | \$3.66               | \$3.35                      | \$14.99             |
| 68000                              | Flood         | 750                 | 840                 | 288                   | \$6.88                | \$5.53               | \$7.05                      | \$19.46             |

ISSUED BY: S. W. Connally, Jr.



Section No. VI  
Twenty-Fifth Revised Sheet No. 6.17  
Canceling Twenty-Fourth Revised Sheet No. 6.17



(Continued from Rate Schedule OS, Sheet No. 6.16.1)

**Combined High Pressure Sodium/Metal Halide**

| <u>Initial Lamp Rating (Lumen)</u> | <u>Desc.</u> | <u>Lamp Wattage</u> | <u>Line Wattage</u> | <u>Est. kWh</u><br>** | <u>Fixture Charge</u> | <u>Maint. Charge</u> | <u>Energy Charge</u><br>*** | <u>Total Charge</u> |
|------------------------------------|--------------|---------------------|---------------------|-----------------------|-----------------------|----------------------|-----------------------------|---------------------|
| 20800                              | Destin Combo | 275                 | 330                 | 113                   | \$49.32               | \$16.26              | \$2.77                      | \$68.35             |

**Combined High Pressure Sodium/Metal Halide Pulse Start**

| <u>Initial Lamp Rating (Lumen)</u> | <u>Desc.</u>    | <u>Lamp Wattage</u> | <u>Line Wattage</u> | <u>Est. kWh</u><br>** | <u>Fixture Charge</u> | <u>Maint. Charge</u> | <u>Energy Charge</u><br>*** | <u>Total Charge</u> |
|------------------------------------|-----------------|---------------------|---------------------|-----------------------|-----------------------|----------------------|-----------------------------|---------------------|
| 21800                              | Destin Combo PS | 250                 | 310                 | 106                   | \$57.17               | \$17.59              | \$2.60                      | \$77.36             |

**LED**

| <u>Nominal Delivered Lumen</u> | <u>Desc.</u>  | <u>Lamp Wattage</u> | <u>Line Wattage</u> | <u>Est. kWh</u><br>** | <u>Fixture Charge</u> | <u>Maint. Charge</u> | <u>Energy Charge</u><br>*** | <u>Total Charge</u> |
|--------------------------------|---------------|---------------------|---------------------|-----------------------|-----------------------|----------------------|-----------------------------|---------------------|
| 3776                           | Acorn         | 75                  | 75                  | 26                    | \$17.66               | \$9.12               | \$0.64                      | \$27.42             |
| 4440                           | Street Light  | 72                  | 72                  | 25                    | \$13.71               | \$4.69               | \$0.61                      | \$19.01             |
| 2820                           | Acorn A5      | 56                  | 56                  | 19                    | \$25.41               | \$7.86               | \$0.47                      | \$33.74             |
| 5100                           | Cobrahead S2  | 73                  | 73                  | 25                    | \$6.01                | \$3.92               | \$0.61                      | \$10.54             |
| 10200                          | Cobrahead S3  | 135                 | 135                 | 46                    | \$7.40                | \$4.52               | \$1.13                      | \$13.05             |
| 6320                           | ATB071 S2/S3  | 71                  | 71                  | 24                    | \$7.49                | \$5.10               | \$0.59                      | \$13.18             |
| 9200                           | ATB1 105 S3   | 105                 | 105                 | 36                    | \$10.95               | \$6.15               | \$0.88                      | \$17.98             |
| 23240                          | ATB2 280 S4   | 280                 | 280                 | 96                    | \$12.39               | \$7.15               | \$2.35                      | \$21.89             |
| 7200                           | E132 A3       | 132                 | 132                 | 45                    | \$27.42               | \$8.03               | \$1.10                      | \$36.55             |
| 9600                           | E157 SAW      | 157                 | 157                 | 54                    | \$18.56               | \$5.54               | \$1.32                      | \$25.42             |
| 7377                           | WP9 A2/S2     | 140                 | 140                 | 48                    | \$41.70               | \$13.82              | \$1.18                      | \$56.70             |
| 7614                           | Destin Single | 105                 | 105                 | 36                    | \$32.05               | \$15.38              | \$0.88                      | \$48.31             |
| 15228                          | Destin Double | 210                 | 210                 | 72                    | \$63.82               | \$30.53              | \$1.76                      | \$96.11             |

ISSUED BY: S. W. Connally, Jr.



Section No. VI  
Twenty-Seventh Revised Sheet No. 6.18  
Canceling Twenty-Sixth Revised Sheet No. 6.18



(Continued from Rate Schedule OS, Sheet No. 6.17)

**Mercury Vapor**  
(Not Available for New Installations)

| <u>Initial Lamp Rating (Lumen)</u> | <u>Desc.</u> | <u>Lamp Wattage</u> | <u>Line Wattage</u> | <u>Est. kWh</u><br>** | <u>Fixture Charge</u> | <u>Maint. Charge</u> | <u>Energy Charge</u><br>*** | <u>Total Charge</u> |
|------------------------------------|--------------|---------------------|---------------------|-----------------------|-----------------------|----------------------|-----------------------------|---------------------|
| 7000*                              | Open Bottom  | 175                 | 195                 | 67                    | \$2.14                | \$1.32               | \$1.64                      | \$5.10              |
| 3200*                              | Cobrahead    | 100                 | 114                 | 39                    | \$3.96                | \$1.86               | \$0.95                      | \$6.77              |
| 7000*                              | Cobrahead    | 175                 | 195                 | 67                    | \$3.60                | \$1.73               | \$1.64                      | \$6.97              |
| 9400*                              | Cobrahead    | 250                 | 277                 | 95                    | \$4.73                | \$2.11               | \$2.33                      | \$9.17              |
| 17000*                             | Cobrahead    | 400                 | 442                 | 152                   | \$5.16                | \$2.20               | \$3.72                      | \$11.08             |
| 48000*                             | Cobrahead    | 1000                | 1084                | 372                   | \$10.36               | \$3.82               | \$9.11                      | \$23.29             |
| 17000*                             | Directional  | 400                 | 474                 | 163                   | \$7.77                | \$2.94               | \$3.99                      | \$14.70             |

\* Not Available for New Installation.

\*\* Estimated Monthly kWh = (Line Wattage x Annual Operating Hours)/(1000 x 12)

\*\*\* Energy Charge = 2.448¢/kWh x Estimated Monthly kWh Usage

**ADDITIONAL FACILITIES CHARGES:**

The above rates apply to lighting installations made on the Company's existing overhead distribution system. Any special or additional facilities, which may be installed at the Company's option, will be billed in addition to the above rates.

Charge for 13 ft. decorative concrete pole used only for decorative lights (Colonial, Acorn, or English Coach) \$17.17.

Charge for 13 ft. decorative high gloss concrete pole used only for decorative lights. (Colonial, Acorn, or English Coach) \$15.55.

Charge for 16 ft. decorative base aluminum pole with 6" Tenon used only for decorative lights (Destin Single or Double) \$12.32.

Charge for 17 ft. decorative base aluminum pole used only for decorative lights (Colonial, Acorn, or English Coach) \$17.99.

Charge for 20 ft. fiberglass pole used only for decorative lights (Colonial) \$6.37.

Charge for 20 ft. (16 ft. mounting height) aluminum, round, tapered pole (Spun Tenon) \$5.61.

Charge for 20 ft. (16 ft. mounting height) aluminum, round, tapered pole (Welded Tenon) \$19.09.

Charge for 25 ft. (20 ft. mounting height) aluminum, round, tapered pole \$19.95.

Charge for 30 ft. wood pole \$4.12.

Charge for 30 ft. concrete pole \$8.64.

Charge for 30 ft. fiberglass pole with concrete, anchor-based pedestal used primarily for the 100,000 Lumen Large Parking Lot fixture \$40.91.

Charge for 30 ft. (25 ft. mounting height) aluminum, round, tapered pole \$22.13.

Charge for 35 ft. concrete pole \$12.59.

Charge for 35 ft. concrete pole (Tenon Top) \$17.38.

ISSUED BY: S. W. Connally, Jr.





Section No. VI  
Twenty-Third Revised Sheet No. 6.19  
Canceling Twenty-Second Revised Sheet No. 6.19



(Continued from Rate Schedule OS, Sheet No. 6.18)

### **ADDITIONAL FACILITIES CHARGES (continued):**

- Charge for 35 ft. wood pole \$6.01.
- Charge for 35 ft. (30 ft. mounting height) aluminum, round, tapered pole \$24.78.
- Charge for 40 ft. wood pole \$7.38.
- Charge for 45 ft. concrete pole (Tenon Top) \$22.81.
- Charge for single arm for Shoebox/Small Parking Lot fixture \$2.39.
- Charge for double arm for Shoebox/Small Parking Lot fixture \$2.66.
- Charge for triple arm for Shoebox/Small Parking Lot fixture \$3.59.
- Charge for quadruple arm for Shoebox/Small Parking Lot fixture \$4.53.
- Charge for Tenon Top adapter for 100,000 Lumen Large Parking Lot fixture \$4.42.
- Charge for optional 100 amp relay \$24.72.
- Charge for 25 kVA transformer (non-coastal) for 46,000 Lumen Shoebox, 32,000 Lumen Small Parking Lot, or 100,000 Lumen Large Parking Lot fixture(s) \$34.21.
- Charge for 25 kVA transformer (coastal) for 46,000 Lumen Shoebox, 32,000 Lumen Small Parking Lot, or 100,000 Lumen Large Parking Lot fixture(s) \$48.75.

All other additional facilities shall be billed at 1.74% per month of the Company's cost. Such facilities may include, but are not limited to, additional overhead or underground wiring and special poles approved by the Company.

### **VANDALISM (WILLFUL DAMAGE):**

The Customer will have the following three options on the second occurrence of vandalism (willful damage) to a Company fixture:

1. Pay (a) the total repair costs of the fixture or the original total installed cost of the fixture less any depreciation and salvage value plus the removal cost if the fixture cannot be repaired and (b) the total installed cost of a luminaire protective shield. If the fixture is not compatible with the shield, then the fixture will be replaced with either a compatible 100 watt or 250 watt cobrahead fixture,
2. Request that the damaged fixture be replaced with the same type of unshielded fixture. For this and any subsequent occurrence, the Customer will pay either (a) the total repair costs of the fixture or (b) the original total installed cost of the fixture less any depreciation and salvage value plus the removal cost if the fixture cannot be repaired, or
3. Discontinue the service to the fixture.

The Customer must notify the Company in writing of its selected option. The Customer may choose to pay the total installed cost of a luminaire protective shield after the first occurrence of vandalism (willful damage) to a Company fixture and save the costs incurred in 1(a) above.

**ISSUED BY:** S. W. Connally, Jr.



Section No. VI  
Twenty-Fourth Revised Sheet No. 6.20  
Canceling Twenty-Third Revised Sheet No. 6.20



(Continued from Rate Schedule OS, Sheet No. 6.19)

**MONTHLY RATES - CUSTOMER OWNED WITHOUT RELAMPING SERVICE  
AGREEMENT:**

Customer-owned street, roadway, and general area lighting fixtures which conform to the specifications of Company-owned fixtures may receive energy at the appropriate charges for each size light above. Customer-owned street, roadway, and general area lighting systems which do not conform to specifications of the Company-owned fixtures shall be charged the monthly rate of 2.448¢/kWh of the estimated kWh usage of each unit. Customer-owned equipment must be approved in advance as to accessibility to be eligible to receive service. The Customer will provide all pole(s), fixture(s), lamp(s), photoelectric control(s), and circuit(s) up to the point of connection to the Company's supply lines (point of service), and an adequate support for the Company-owned service conductors. The Company will provide an overhead service drop from its existing secondary conductors to the point of service designated by the Company for Customer-owned lights. Underground service conductors will be installed in lieu of the overhead conductors at the Customer's request, and upon payment by the Customer of the installed cost of the underground conductors after allowance for the cost of equivalent overhead service conductors and any trenching and backfilling provided by the Customer. The distribution system shall serve no other electrical loads except the lighting equipment eligible for this rate.

**MONTHLY RATES - CUSTOMER OWNED WITH RELAMPING SERVICE  
AGREEMENT:**

The monthly rates set forth below cover both the electric service (if unmetered) and the replacement of lamps and photoelectric controls upon routine failure. Lamps or photoelectric controls damaged or destroyed due to vandalism or willful abuse are not covered by the agreement and will only be replaced at the Customer's expense. Customer-owned equipment must be approved in advance as to compatibility with Company-owned lamps and photoelectric controls and accessibility to be eligible to receive service. The Customer will provide all pole(s), fixture(s), initial lamp(s) and photoelectric control(s), and circuit(s) up to the point of connection to the Company's supply lines (point of service), and an adequate support for the Company-owned service conductors. The Company will provide an overhead service drop from its existing secondary conductors to the point of service designated by the Company for Customer-owned lights. Underground service conductors will be installed in lieu of the overhead conductors at the Customer's request, and upon payment by the Customer of the installed cost of the underground conductors after allowance for the cost of equivalent overhead service conductors and any trenching and backfilling provided by the Customer. The distribution system shall serve no other electrical loads except the lighting equipment eligible for this rate. The Customer remains responsible for all maintenance other than the replacement of lamps and photoelectric controls.

ISSUED BY: S.W. Connally, Jr.



Section No. VI  
Twenty-Fourth Revised Sheet No. 6.21  
Canceling Twenty-Third Revised Sheet No. 6.21



(Continued from Rate Schedule OS, Sheet No. 6.20)

**MONTHLY RATES - CUSTOMER OWNED WITH RELAMPING SERVICE AGREEMENT:**

**High Pressure Sodium Vapor**

| <u>Initial Lamp Rating (Lumen)</u> | <u>Lamp Wattage</u> | <u>Line Wattage</u> | <u>Est. kWh</u><br>** | <u>Relamping Charge</u> | <u>Energy Charge</u><br>*** | <u>Total Charge</u> |
|------------------------------------|---------------------|---------------------|-----------------------|-------------------------|-----------------------------|---------------------|
| 8800                               | 100                 | 120                 | 41                    | \$0.68                  | \$1.00                      | \$1.68              |
| 6000                               | 150                 | 197                 | 68                    | \$0.67                  | \$1.66                      | \$2.33              |
| 20000*                             | 200                 | 233                 | 80                    | \$0.69                  | \$1.96                      | \$2.65              |
| 25000                              | 250                 | 292                 | 100                   | \$0.70                  | \$2.45                      | \$3.15              |
| 46000                              | 400                 | 477                 | 164                   | \$0.69                  | \$4.01                      | \$4.70              |
| 125000                             | 1000                | 1105                | 379                   | \$0.88                  | \$9.28                      | \$10.16             |

**Metal Halide**

| <u>Initial Lamp Rating (Lumen)</u> | <u>Lamp Wattage</u> | <u>Line Wattage</u> | <u>Est. kWh</u><br>** | <u>Relamping Charge</u> | <u>Energy Charge</u><br>*** | <u>Total Charge</u> |
|------------------------------------|---------------------|---------------------|-----------------------|-------------------------|-----------------------------|---------------------|
| 32000                              | 400                 | 476                 | 163                   | \$0.82                  | \$3.99                      | \$4.81              |

**LED**

| <u>Initial Lamp Rating (Lumen)</u> | <u>Lamp Wattage</u> | <u>Line Wattage</u> | <u>Est. kWh</u><br>** | <u>Relamping Charge</u> | <u>Energy Charge</u><br>*** | <u>Total Charge</u> |
|------------------------------------|---------------------|---------------------|-----------------------|-------------------------|-----------------------------|---------------------|
| 4440                               | 72                  | 72                  | 25                    | \$0.77                  | \$0.61                      | \$1.38              |

\* Not Available for New Installation

\*\* Estimated Monthly kWh = (Line Wattage x Annual Operating Hours)/(1000 x 12)

\*\*\* Energy Charge = 2.448¢/kWh x Estimated Monthly kWh Usage

The Total Charge shown above is for an unmetered fixture. If the service is metered, there will be no Energy Charge billed under this rate.

**ADDITIONAL FACILITIES CHARGES FOR CUSTOMER OWNED:**

Any special or additional facilities, which may be installed at the Company's option, will be billed in addition to the above Customer-owned rates.


Charge for 35 ft. wood pole \$6.01.

All other additional facilities shall be billed at 1.74 percent per month of the Company's cost.

ISSUED BY: S. W Connally, Jr.



Section No. VI  
Eighteenth Revised Sheet No. 6.22  
Canceling Seventeenth Revised Sheet No. 6.22



(Continued from Rate Schedule OS, Sheet No. 6.21)

#### **PROVISION FOR UP FRONT PAYMENT OF ADDITIONAL FACILITIES:**

At the Customer's option, the cost of the additional facilities may be paid up front in lieu of a monthly charge. Should the Customer choose this method of payment, the amount will be the Company's total installed cost for these additional facilities for overhead or underground distribution electric service. The Company will retain ownership of these additional facilities.

The useful life of the pole(s) is 30 years from the installation date; and the useful life of the wire, eyebolts, and other miscellaneous additional facilities is 15 years from the installation date. If the pole(s), wire, eyebolts and/or other miscellaneous additional facilities must be changed out prior to this date, the facilities will be changed out at no cost to the Customer; and the billing of these facilities will remain as is. However, if any of these facilities have to be changed out on or after this date, then the Customer will have the option of one of three billing methods for the additional facilities that are replaced: (1) paying up front for the total installed cost of the replacement of the additional facilities, (2) paying a monthly charge as provided in the tariff, or (3) discontinuing the unmetered electric service.

#### **PROVISION FOR UP FRONT PAYMENT OF FIXTURES:**

At the Customer's option, the cost of the fixture(s) may be paid up front in lieu of paying the monthly Total Charge of the fixture(s). Should the Customer choose this method of payment, the amount will be the Company's total installed cost for the fixture(s). The Company will retain ownership of the fixture(s) and will provide for any routine maintenance. On a monthly basis, the Customer will pay only the Maintenance and Energy Charges for the fixture(s) in lieu of the total of the Fixture, Maintenance, and Energy Charges.

The useful life of the fixture(s) is 15 years from the installation date. If the fixture(s) fails prior to this date, the fixture(s) will be changed out at no cost to the Customer; and the billing of fixture(s) will remain as is. However, if the fixture(s) fails on or after this date, then the Customer will have the option of one of three billing methods for the fixture(s) that is replaced: (1) paying up front for the total installed cost of the replacement of the fixture(s) and continuing to pay on a monthly basis the Maintenance and Energy Charges for the fixture(s), (2) paying the monthly Total Charge of the fixture(s) as provided in the tariff, or (3) discontinuing the unmetered electric service.

#### **PROVISION FOR CHANGING TO DIFFERENT FIXTURE BEFORE CONTRACT EXPIRES:**

The Company will change out a fixture(s) currently being billed to a customer to a different type of fixture(s) at no cost after the expiration of the initial contract term. If a Customer requests that the change out be made prior to the end of the initial contract term, the Customer will be billed labor and overhead costs for the removal of the old fixture or parts necessary for the conversion (lamp, ballast, etc.) and the installation of the new fixture or parts necessary for the conversion (lamp, ballast, etc.). The Customer will then begin paying the price in the tariff applicable to the new fixture(s) that was installed.

ISSUED BY: S. W. Connally, Jr.



Section No. VI  
Nineteenth Revised Sheet No. 6.23  
Canceling Eighteenth Revised Sheet No. 6.23

|                 |                |
|-----------------|----------------|
| PAGE<br>9 of 10 | EFFECTIVE DATE |
|-----------------|----------------|

(Continued from Rate Schedule OS, Sheet No. 6.22)

**OS-III. OTHER OUTDOOR SERVICE (OL1)**

Other outdoor service for Customer-owned facilities with fixed wattage loads operating continuously throughout the billing period such as, but not limited to, traffic signals and cable television amplifiers shall be billed according to the monthly rate below:

4.614 cents per kWh for all kWh

The estimated annual kWh usage shall be determined by multiplying the annual operation hours times the maximum demand. The monthly kWh usage will be one-twelfth (1/12) of the estimated annual kWh usage. Maximum demand shall be the total number of kilowatts connected at any one time. At the option of the Company service rendered under this section may be metered and billed under the applicable General Service rate schedule. Minimum Monthly bill shall be \$1.00 per service connection.

**TERM OF CONTRACT (OS-I/II, OS-III):**

Service under this Rate Schedule shall be for an initial period of not less than three (3) years and shall remain until terminated by notice to either party by the other. When additional facilities are required, the Company may require a contract for a longer initial period. There is no term of contract for rate OS-III.

**DEPOSIT (OS-I/II, OS-III):**

A deposit amounting to not over one-half the billing for the initial contract period may be required before service is connected. The deposit may be applied to any final bills against the Customer for service.

ISSUED BY: S. W. Connally, Jr.



Section No. VI  
Ninth Revised Sheet No. 6.42  
Canceling Eighth Revised Sheet No. 6.42

**RATE SCHEDULE GSTOU  
GENERAL SERVICE TIME-OF-USE CONSERVATION  
(OPTIONAL SCHEDULE)  
URSC: GSTOU**



**AVAILABILITY:**

Available on a first come - first serve basis subject to meter availability throughout the entire territory served by the Company.

**APPLICABILITY:**

Applicable as an option to Rate Schedule GSD for general service on an annual basis covering the entire electrical requirements of any Customer whose highest actual measured demand is not more than four hundred ninety-nine (499) kilowatts. Service to two or more premises shall not be combined nor shall service furnished hereunder be shared with or resold to others. All service shall be taken at the same voltage, from a single delivery point, and shall be measured by a single meter.

**CHARACTER OF SERVICE:**

The delivery voltage to the Customer shall be the voltage of the available secondary distribution lines of the Company for the locality in which service is to be rendered. Three phase service may be furnished at the request of the Customer subject to the Rules and Regulations of the Company which govern the extension of the three phase service.

**MONTHLY RATES:**

Base Charge: \$44.00

Energy Charges:

Summer – June through September:  
On-Peak 18.691¢ per kWh  
Intermediate 6.978¢ per kWh  
Off-Peak 2.902¢ per kWh  
  
October through May:  
All hours 4.062¢ per kWh

ISSUED BY: S. W. Connally, Jr.



Section No. VI  
Fifth Revised Sheet No. 6.46  
Canceling Fourth Revised Sheet No. 6.46



(Continued from Rate Schedule GSDT, Sheet No. 6.45)

**MONTHLY RATES:**

Base Charge: \$44.00  
Demand Charge: \$3.24 per kW of maximum demand plus;  
\$3.66 per kW of on-peak demand  
  
Energy Charge: 1.749¢ per kWh

**CRITICAL PEAK OPTION** – Under this option, the Demand Charge shall be:

Demand Charge: \$3.24 per kW of maximum demand plus;  
\$1.83 per kW of on-peak demand plus,  
\$5.49 per kW of critical peak demand

**MINIMUM MONTHLY BILLS:**

In consideration of the readiness of the Company to furnish such service, no monthly bill will be rendered for less than the Base Charge plus the Demand Charge.

**DETERMINATION OF THE ON-PEAK PERIOD:**


The on-peak period for calendar months April through October is defined as being those hours between 12:00 p.m. and 9:00 p.m. Central Daylight Time/Central Standard Time, Monday through Friday.

The on-peak period for calendar months November through March is defined as being those hours between 6:00 a.m. and 10:00 a.m. and between 6:00 p.m. and 10:00 p.m. Central Standard Time/Central Daylight Time, Monday through Friday.

**ISSUED BY:** S. W. Connally, Jr.



Section No. VI  
Fourth Revised Sheet No. 6.48  
Canceling Third Revised Sheet No. 6.48



(Continued from Rate Schedule GSDT, Sheet No. 6.47)

#### **TRANSFORMER OWNERSHIP DISCOUNT AND PRIMARY METERING VOLTAGE DISCOUNTS:**

When the Company renders service under this Rate Schedule at the local primary distribution voltage and any transformers required are furnished by the Customer, the Monthly Rate will be subject to a discount of thirty-nine (39) cents per kW of the Customer's Maximum Demand as determined above, and an additional discount of one percent (1%) of the Energy Charge and one percent (1%) of the Demand Charge; however, such deduction shall not reduce the minimum monthly bill specified above.

#### **CRITICAL PEAK DEMAND NOTIFICATION**

A customer electing the critical peak option will be notified of a critical peak period one business day prior to the beginning of the critical peak period event. The Company is not responsible for a customer's failure to receive and act upon the critical peak period. If a customer does not receive these notifications, it is the customer's responsibility to inform the Company so the notifications may be supplied.

#### **TERM OF CONTRACT:**

- (1) Service under this Schedule shall be for a period of not less than one year and thereafter from year to year until terminated by three (3) months' written notice by either party to the other.
- (2) The initial selection of this optional rate schedule by a Rate Schedule GSD Customer may be terminated at any time by written or personal notice from the Customer. After such termination, any subsequent selection of this option by the same Customer for service at the same premises shall have a term of contract as specified in (1) above.

**ISSUED BY: S. W. Connally, Jr.**





Section No. VI  
Fifth Revised Sheet No. 6.49  
Canceling Fourth Revised Sheet No. 6.49

**RATE SCHEDULE LPT  
LARGE POWER SERVICE – TIME-OF-USE CONSERVATION  
(OPTIONAL SCHEDULE)  
URSC: GSLDT**



**AVAILABILITY:**

Available on a first come - first serve basis subject to meter availability throughout the entire territory served by the transmission system of the Company.

**APPLICABILITY:**

Applicable as an option to Rate Schedule LP for three phase general service on an annual basis covering the entire electrical requirements of any Customer. Service to two or more premises shall not be combined nor shall service furnished hereunder be shared with or resold to others. All service shall be taken at the same voltage, from a single delivery point, and shall be measured by a single meter. Customers taking service under Rate LPT may elect the critical peak option.

**CHARACTER OF SERVICE:**

The delivery voltage to the Customer shall be the voltage of the available secondary distribution lines of the Company for the locality in which service is to be rendered.

**MONTHLY RATES:**

|                |  |
|----------------|--|
| Base Charge:   | \$250.00   |
| Demand Charge: | \$2.54 per kW of maximum demand plus;<br>\$9.84 per kW of on-peak demand |
| Energy Charge: | 0.934¢ per kWh   |

ISSUED BY: S. W. Connally, Jr.



Section No. VI  
Third Revised Sheet No. 6.50  
Canceling Second Sheet No. 6.50



(Continued from Rate Schedule LPT, Sheet No. 6.49)

**CRITICAL PEAK OPTION** –Under this option, the Demand Charge shall be:

Demand Charge:           \$2.54 per kW of maximum demand plus;  
                                  \$4.92 per kW of on-peak demand plus,  
                                  \$14.76 per kW of critical peak demand

**MINIMUM MONTHLY BILLS:**

In consideration of the readiness of the Company to furnish such service, no monthly bill shall be rendered for less than the Base Charge plus the Demand Charge.

**DETERMINATION OF THE ON-PEAK PERIOD:**

The on-peak period for calendar months April through October is defined as being those hours between 12:00 p.m. and 9:00 p.m. Central Daylight Time/Central Standard Time, Monday through Friday.

The on-peak period for calendar months November through March is defined as being those hours between 6:00 a.m. and 10:00 a.m. and between 6:00 p.m. and 10:00 p.m. Central Standard Time/Central Daylight Time, Monday through Friday.

**DETERMINATION OF THE OFF-PEAK PERIOD:**

All hours not included above and all hours of the observed holidays of New Year's Day, Memorial Day, Independence Day, Labor Day, Thanksgiving, and Christmas are in the off-peak period.

**DETERMINATION OF CRITICAL PEAK PERIOD:**

A critical peak period may be designated at any time at the Company's discretion. The duration of any single critical peak period may range from 1 to 2 hours in length. The total number of hours designated as critical peak periods may not exceed 87 hours per year. The total number of critical peak periods may not exceed one per day, and may not exceed four per week. Conditions which may result in the designation of a critical peak period by the Company include, but are not limited to: (i) A temperature forecast for the Company's service area that is above 95°F or below 32°F; (ii) Real-Time-Prices that exceed certain thresholds; (iii) Projections of system peak loads that exceed certain thresholds.

**ISSUED BY:** S. W. Connally, Jr.



Section No. VI  
Third Revised Sheet No. 6.51  
Canceling Second Revised Sheet No. 6.51



(Continued from Rate Schedule LPT, Sheet No. 6.50)

#### **DETERMINATION OF BILLING DEMAND:**

- (a) **Maximum Demand**--The kilowatt (kW) billing demand for billing purposes shall be the Customer's maximum integrated 15 minute demand to the nearest kilowatt (kW) during each service month.
- (b) **On-Peak Demand**--The kilowatt (kW) billing demand for billing purposes shall be the Customer's maximum integrated 15 minute demand to the nearest kilowatt (kW) during each service month as measured during the hours designated as on-peak.
- (c) **Critical Peak Demand** – The kilowatt (kW) billing demand for billing purposes shall be the Customer's maximum integrated 15 minute demand to the nearest kilowatt (kW) during each service month as measured during the hours designated as critical peak.

#### **REACTIVE DEMAND CHARGE:**

The monthly bill calculated at the above rates may be increased in the amount of \$1.00 per kvar for all over 0.48432 kilovars per kilowatt (90% power factor). The kilovars to which this adjustment shall apply shall be the monthly maximum measured kilovar demand or may be calculated as the square root of the difference between the square of the maximum monthly measured kVA demand and the square of the maximum monthly measured kW demand.


#### **TRANSFORMER OWNERSHIP DISCOUNT AND PRIMARY METERING VOLTAGE DISCOUNTS:**

When the Company renders service under this Rate Schedule at the local primary distribution voltage and any transformers required are furnished by the Customer, the Monthly Rate will be subject to a discount of fifty-five (55) cents per month per kilowatt (kW) of the Customer's highest billing demand as determined above, and an additional discount of one percent (1%) of the Energy Charge and one percent (1%) of the Demand Charge; however, such deduction shall not reduce the minimum monthly bill specified above.

**ISSUED BY:** S. W. Connally, Jr.



Section No. VI  
Third Revised Sheet No. 6.52  
Canceling Second Revised Sheet No. 6.52



(Continued from Rate Schedule LPT, Sheet No. 6.51)

#### **TRANSFORMER OWNERSHIP DISCOUNT AND TRANSMISSION METERING VOLTAGE DISCOUNTS:**

When the Company renders service under this Rate Schedule from an available transmission line of 46,000 volts or higher and the Customer furnishes, operates, and maintains the complete step-down transformer substation necessary to receive and use such service, the Monthly Rate will be subject to a discount of seventy-eight (78) cents per month per kilowatt (kW) of the Customer's highest billing demand as determined above, and an additional discount of two percent (2%) of the Energy Charge and two percent (2%) of the Demand Charge; however, such deduction shall not reduce the minimum monthly bill specified above.

#### **DEPOSIT:**

A deposit amounting to twice the estimated average monthly bill may be required before service is connected at designated premises. The deposit may be applied to any final bills against the Customer for service.

#### **CRITICAL PEAK DEMAND NOTIFICATION**

A customer electing the critical peak option will be notified of a critical peak period one business day prior to the beginning of the critical peak period event. The Company is not responsible for a customer's failure to receive and act upon the critical peak period. If a customer does not receive these notifications, it is the customer's responsibility to inform the Company so the notifications may be supplied.

#### **TERM OF CONTRACT:**

- (1) Service under this Schedule shall be for a period of not less than one year and thereafter from year to year until terminated by three (3) months' written notice by either party to the other.
- (2) The initial selection of this rate schedule as an option by a Rate Schedule LP Customer may be terminated at any time by written or personal notice from the Customer. After such termination, any subsequent selection of this option by the same Customer for service at the same premises shall have a term of contract as specified in (1) above.

**ISSUED BY:** S. W. Connally, Jr.



Section No. VI  
Fifth Revised Sheet No. 6.53  
Canceling Fourth Revised Sheet No. 6.53

**RATE SCHEDULE PXT  
LARGE HIGH LOAD FACTOR POWER SERVICE  
TIME-OF-USE CONSERVATION  
(OPTIONAL SCHEDULE)**

URSC: GSLDT1



**AVAILABILITY:**

Available throughout the entire territory served by the transmission system of the Company.

**APPLICABILITY:**

Applicable as an option to Rate Schedule PX for three phase lighting and power service to any customer whose actual measured demand is not less than 7,500 kilowatts (kW), with an annual load factor of not less than seventy-five percent (75%). Service to two or more premises shall not be combined nor shall service furnished hereunder be shared with or resold to others. All service shall be taken at the same voltage and from a single delivery point, and shall be measured by a single meter.

**CHARACTER OF SERVICE:**

The delivery voltage to the Customer shall be the standard secondary voltage of the Company's transformers supplied from the transmission lines of the Company.

**MONTHLY RATES:**

|                |   |
|----------------|---|
| Base Charge:   | \$743.22  |
| Demand Charge: | \$0.90 per kW of maximum demand plus;<br>\$10.07 per kW of on-peak demand |
| Energy Charge: | On-Peak and Off-Peak Period: 0.399¢ per kWh                               |

ISSUED BY: S. W. Connally, Jr.



Section No. VI  
Fifth Revised Sheet No. 6.54  
Canceling Fourth Revised Sheet No. 6.54



(Continued from Rate Schedule PXT, Sheet No. 6.53)

**DETERMINATION OF THE ON-PEAK PERIOD:**

The on-peak period for calendar months April through October is defined as being those hours between 12:00 p.m. and 9:00 p.m. Central Daylight Time/Central Standard Time, Monday through Friday.

The on-peak period for calendar months November through March is defined as being those hours between 6:00 a.m. and 10:00 a.m. and between 6:00 p.m. and 10:00 p.m. Central Standard Time/Central Daylight Time, Monday through Friday.

**DETERMINATION OF THE OFF-PEAK PERIOD:**

All hours not included above and all hours of the observed holidays of New Year's Day, Memorial Day, Independence Day, Labor Day, Thanksgiving, and Christmas are in the off-peak period.

**MINIMUM MONTHLY BILLS:**

In the event the Customer's annual load factor for the current and preceding eleven months is less than 75% and in consideration of the readiness of the Company to furnish such service, the minimum monthly bill shall not be less than the Base Charge plus \$13.15 per kW of maximum billing demand.

**DETERMINATION OF BILLING DEMAND:**

- (a) Maximum Demand--The kilowatt (kW) billing demand for billing purposes shall be the maximum measured kw demand integrated over any fifteen minute interval during the current bill month but not less than 7500 kW.
- (b) On-Peak Demand--The kilowatt (kW) billing demand for billing purposes shall be the customer's maximum integrated 15 minute demand to the nearest kilowatt (kW) during each service month as measured during the hours designated as on-peak.

**REACTIVE DEMAND CHARGE:**

The monthly bill calculated at the above rates shall also be increased in the amount of \$1.00 per kvar for all over 0.48432 kilovars per kilowatt (90% power factor). The kilovars to which this adjustment shall apply shall be the monthly maximum measured kilovar demand or may be calculated as the square root of the difference between the square of the maximum monthly measured kVA demand and the square of the maximum monthly measured kW demand.

**ISSUED BY:** S. W. Connally, Jr.



Section No. VI  
 Fifth Revised Sheet No. 6.59  
 Canceling Fourth Revised Sheet No. 6.59



(Continued from Rate Schedule SBS, Sheet No. 6.58)


A Standby Service Customer will be billed for electric service in accordance with the following charges:

| <b>Contract Demand:</b>  | <u>100 to 499 kW</u> | <u>500 to 7,499 kW</u> | <u>Above 7,499 kW</u> |
|--|----------------------|------------------------|-----------------------|
| <b>Base Charge:</b>  | \$248.20             | \$248.20               | \$591.01              |
| <b>Demand Charge:</b>  |                      |                        |                       |
| Local Facilities Charge Per<br>kW of BC and NC   | \$2.66               | \$2.35                 | \$1.04                |
| On-Peak Demand Charge:<br>Per kW of On-Peak kW up<br>to NC   | \$3.66               | \$9.84                 | \$10.07               |
| Plus the greater of:   |                      |                        |                       |
| Reservation Charge:<br>Per kW of BC or   | \$1.18               | \$1.18                 | \$1.21                |
| The Sum of the Daily On-Peak<br>Standby Demand Charges:<br>Per kW per day of On-Peak<br>kW in excess of NC | \$0.56               | \$0.56                 | \$0.57                |
| <b>Energy Charge Per kWh:</b>  | 3.460¢               | 3.460¢                 | 3.460¢                |

Customers with zero (0) NC will not be subject to the On-Peak Demand Charge.



Section No. VI  
Third Revised Sheet No. 6.62  
Canceling Second Revised Sheet No. 6.62



(Continued from Rate Schedule SBS, Sheet No. 6.61)

**TRANSFORMER OWNERSHIP DISCOUNT AND PRIMARY METERING VOLTAGE DISCOUNTS:**

When the Company renders service under this Rate Schedule at the local primary distribution voltage and any transformers required are furnished by the Customer, the monthly rate will be subject to a discount of: six (6) cents per month per kilowatt (kW) of the Customer's demand used in the calculation of the Local Facilities Charge for those customers which are billed under the 100 to 499 kW demand range; or six (6) cents per month per kilowatt (kW) of the Customer's demand used in the calculation of the Local Facilities Charge for those customers which are billed under the 500 to 7,499 kW demand range; and an additional discount of one percent (1%) of the Energy Charge and one percent (1%) of the Demand Charge.

**TRANSFORMER OWNERSHIP DISCOUNT AND TRANSMISSION METERING VOLTAGE DISCOUNTS:**

When the Company renders service under this Rate Schedule from an available transmission line of 46,000 volts or higher and the Customer furnishes, operates, and maintains the complete step-down transformer substation necessary to receive and use such service, the monthly rate will be subject to a discount of seven (7) cents per month per kilowatt (kW) of the Customer's demand used in the calculation of the Local Facilities Charge for those customers which are billed under the 500 to 7,499 kW demand range and an additional discount of two percent (2%) of the Energy Charge and two percent (2%) of the Demand Charge. The monthly rate will be subject to a discount of six (6) cents per kilowatt (kW) of the demand used in the calculation of the Local Facilities Charge for those customers which are billed under the above 7,499 kW demand range and an additional discount of one percent (1%) of the Energy Charge and one percent (1%) of the Demand Charge.

**TERM OF CONTRACT:**

Service under this rate schedule shall be for a minimum period of five (5) years and shall continue thereafter from year to year until terminated by either party upon twenty-four (24) months written notice to the other.

**DEPOSIT:**

A deposit amounting to twice the estimated average monthly bill may be required before service is connected at designated premises. The deposit may be applied to any final bills against the Customer for service.

**ISSUED BY:** S. W. Connally, Jr.





Section No. VI  
Sixth Revised Sheet No. 6.76  
Canceling Fifth Revised Sheet No. 6.76



(Continued from Rate Schedule RSVP, Sheet No. 6.75)

If a Customer moves into a residence with existing Company-owned energy management equipment, the Customer will receive service under Rate Schedule RSVP. The Customer will be given the option of remaining on Rate Schedule RSVP or moving to Rate Schedule RS. If the Customer chooses Rate Schedule RS at that time, Company-owned energy management equipment will be removed free of charge.

**CHARACTER OF SERVICE:**

Available for single-phase service from local distribution lines of the Company's system at nominal secondary voltage of 120/240 volts. Service shall be metered through one metering device capable of measuring electrical energy consumption during the various times each energy demand charge is in effect.

**RATES:**

Base Charge: \$0.60 per day

Energy Demand Charge:

|  |                |
|--|----------------|
| Low Cost Hours (P <sub>1</sub> ):      | 4.884¢ per kWh |
| Medium Cost Hours (P <sub>2</sub> ):   | 4.884¢ per kWh |
| High Cost Hours (P <sub>3</sub> ):     | 4.884¢ per kWh |
| Critical Cost Hours (P <sub>4</sub> ): | 4.884¢ per kWh |



Section No. VI  
Original Sheet No. 6.92



**Rate Rider LBIR  
Experimental Rate Rider  
Large Business Incentive Rider  
(Optional Rider)**

**AVAILABILITY:**

This Rate Rider is available to all Customers within Gulf Power's service area who meet qualifying load and employment requirements.

The qualifying load and employment requirements under this Rider must be achieved at the same delivery point. Additional metering equipment may be required for service under this Rider.

**APPLICABILITY:**

Applicable to New Load as a Rate Rider to the rates specified below. All terms and conditions of the rate under which the Customer takes service remain applicable, except that the Customer's billing will be credited by the incentive specified below beginning with the commencement of service pursuant to this Rider. New Load is that which is added via connection of initial service after the effective date of this Rider but not later than December 31, 2015. This Rider does not apply to provision of electric service through existing delivery points.

Rate Rider LBIR shall only be combined with Rate Schedules LP, LPT, PX, PXT or RTP. If a change in ownership occurs during the Term of Service under this Rider, the successor Customer may be allowed to fulfill the balance of the Contract under this Rider.

**ISSUED BY: S. W. Connally, Jr.**



Section No. VI  
Original Sheet No. 6.93



(Continued from Rate Rider LBIR, Sheet No. 6.92)

### **INCENTIVES:**

Subject to compliance with the terms and conditions hereof, the following credits will be applied to the base demand charges and base energy charges of the Customer's applicable rate schedule:

- Year 1 – 60% reduction in base demand and base energy charges
- Year 2 – 45% reduction in base demand and base energy charges
- Year 3 – 30% reduction in base demand and base energy charges
- Year 4 – 15% reduction in base demand and base energy charges
- Year 5 – 0% reduction in base demand and base energy charges

#### **Qualifying Loads:**

- (1) Qualifying load must be at least 1,000 kW, as determined by the Company.
- (2) The Customer must provide audit documentation by the Florida Department of Economic Opportunity proving the hiring of 25 full-time employees per 1,000 kW of qualifying load.
- (3) The Customer must demonstrate new capital investment of at least \$1,000,000.
- (4) The Customer must provide an affidavit verifying that the availability of the Rider is a significant factor in the Customer's decision to request service from Gulf Power Company.

### **TERM:**

Service under this Rate Rider requires a Contract for Electric Service that includes a minimum five-year term. Service under this Rider will terminate at the end of the contract term.

During the term of service under this Rate Rider, the Customer may elect to change to an applicable rate to which Rate Rider LBIR does not apply so long as the Customer commits to take service under the newly selected rate for the unexpired duration of the term of the original Contract for Electric Service. The Company may terminate service under this Rider at any time if the Customer fails to comply with the terms and conditions of this Rider. Failure to: (1) maintain that level of employment specified in this Rider and/or (2) purchase from the Company the amount of load specified in this Rider may be considered grounds for termination.

Service under this Rider is subject to the Rules and Regulations of the Company and the Florida Public Service Commission.

**ISSUED BY: S. W. Connally, Jr**



Section No. VI  
Original Sheet No. 6.94



**Rate Rider SBIR  
Experimental Rate Rider  
Small Business Incentive Rider  
(Optional Rider)**

**AVAILABILITY:**

This Rate Rider is available to all Customers within Gulf Power's service area who meet qualifying load and employment requirements.

The qualifying load and employment requirements under this Rider must be achieved at the same delivery point. Additional metering equipment may be required for service under this Rider.

**APPLICABILITY:**

Applicable to New Load as a Rate Rider to the rates specified below. All terms and conditions of the rate under which the Customer takes service remain applicable, except that the Customer's billing will be credited by the incentive specified below beginning with the commencement of service pursuant to this Rider. New Load is that which is added via connection of initial service after the effective date of this Rider but not later than December 31, 2015. This Rider does not apply to provision of electric service through existing delivery points.

Rate Rider SBIR shall only be combined with Rate Schedules GSD, GSDD, GSTOU, LP, LPT, PX, PXT or RTP. If a change in ownership occurs during the Term of Service under this Rider, the successor Customer may be allowed to fulfill the balance of the Contract under this Rider.

ISSUED BY: S. W. Connally, Jr.



Section No. VI  
Original Sheet No. 6.95



(Continued from Rate Rider SBIR, Sheet No. 6.94)

### **INCENTIVES:**

Subject to compliance with the terms and conditions hereof, the following credits will be applied to the base demand charges and base energy charges of the Customer's applicable rate schedule:

- Year 1 – 20% reduction in base demand and base energy charges
- Year 2 – 15% reduction in base demand and base energy charges
- Year 3 – 10% reduction in base demand and base energy charges
- Year 4 – 5% reduction in base demand and base energy charges
- Year 5 – 0% reduction in base demand and base energy charges

#### **Qualifying Loads:**

- (1) Qualifying load must be at least 200 kW, as determined by the Company.
- (2) The Customer must provide audit documentation by the Florida Department of Economic Opportunity proving the hiring of 10 full-time employees.
- (3) The Customer must provide an affidavit verifying that the availability of the Rider is a significant factor in the Customer's decision to request service from Gulf Power Company.

### **TERM:**

Service under this Rate Rider requires a Contract for Electric Service that includes a minimum five-year term. Service under this Rider will terminate at the end of the contract term.

During the term of service under this Rate Rider, the Customer may elect to change to an applicable rate to which Rate Rider SBIR does not apply so long as the Customer commits to take service under the newly selected rate for the unexpired duration of the term of the original Contract for Electric Service. The Company may terminate service under this Rider at any time if the Customer fails to comply with the terms and conditions of this Rider. Failure to: (1) maintain that level of employment specified in this Rider and/or (2) purchase from the Company the amount of load specified in this Rider may be considered grounds for termination.

Service under this Rider is subject to the Rules and Regulations of the Company and the Florida Public Service Commission.

**ISSUED BY:** S. W. Connally, Jr.

Section VII  
Second Revised Sheet No. 7.11  
Canceling First Revised Sheet No. 7.11

**Reserved for Future Use**

ISSUED BY: S. W. Connally, Jr.

EFFECTIVE:

Section VII  
Second Revised Sheet No. 7.12  
Canceling First Revised Sheet No. 7.12

**Reserved for Future Use**

ISSUED BY: S. W. Connally, Jr.

EFFECTIVE:

Section VII  
Seventh Revised Sheet No. 7.13  
Canceling Sixth Revised Sheet No. 7.13

**GULF POWER COMPANY**  
**OUTDOOR SERVICE - LIGHTING PRICING METHODOLOGY**  
**MONTHLY RATES - Rate Schedule OS (Part I/II)**  
**Form 4**

**SECTION A - LED FIXTURES**

|  |   |        |
|--|---|--------|
| <b>Total Unit Cost</b>   |   |        |
| Fixture Cost   |   | \$0.00 |
| Arm Cost   |   | \$0.00 |
| Bulb Cost  |   | \$0.00 |
| Photocell Cost   |   | \$0.00 |
|  | <b>SUBTOTAL</b>                                 | \$0.00 |
| 0.000 Man-hours to Install Fixture/Arm (If Applicable) @ \$53.28/Manhour   |   | \$0.00 |
|  | <b>SUBTOTAL</b>                                 | \$0.00 |
| 36.0% Engineering & Supervision Overheads  |   | \$0.00 |
|  | <b>UNIT COST TOTAL</b>                          | \$0.00 |
| <b>Fixture Charge</b>  |   |        |
| Fixed Charge = (15.235% x Unit Cost Total)/12 Months   |   | \$0.00 |
| Revenue Tax = Fixed Charge x 0.000721  |   | \$0.00 |
|  | <b>FIXTURE CHARGE</b>                           | \$0.00 |
| <b>Maintenance Charge</b>  |   |        |
| Average Annual Bulb Failure Rate : 0.0%  |   |        |
| Bulb Life (in hours)   | Failure Rate = (Ann. Burn Hrs / Bulb Life)      |        |
| Annual Burn hours  |   |        |
| Photocell Replacement = (Photocell Cost + Labor) x Photocell Failure Rate/12 Months  |   | \$0.00 |
| Photocell Life (in hours)  | Failure Rate = (Ann. Burn Hrs / Photocell Life) |        |
| \$ Photocell Cost  | = 0   |        |
| Photocell Replacement Labor Hrs  |   |        |
| Driver Replacement = (Driver Cost + Labor) x Driver Failure Rate/12 Months   |   | \$0.00 |
| Driver Life (in hours)   | Failure Rate = (Ann. Burn Hrs / Driver Life)    |        |
| \$ Driver Cost   | = 0   |        |
| Driver Replacement Labor Hrs   |   |        |
| Surge Protection Device (SPD) Replacement = (SPD Cost + Labor) x SPD Failure Rate/12 Months  |   | \$0.00 |
| SPD Life (in hours)  | Failure Rate = (Ann. Burn Hrs / SPD Life)       |        |
| \$ SPD Cost  | = 0   |        |
| SPD Replacement Labor Hrs  |   |        |
| Luminaire Repair Cost =<br>[Man-hours to Remove of 0.36 @ \$53.28/Manhour + Unit Cost Total]<br>x 6.7% Annual Luminaire Failure Rate/12 Months |   | \$0.00 |
|  | <b>SUBTOTAL</b>                                 | \$0.00 |
| Revenue Tax = Subtotal x 0.000721  |   | \$0.00 |
|  | <b>MAINTENANCE CHARGE</b>                       | \$0.00 |
| <b>Energy Charge</b>   |   |        |
| 0 Line Wattage x 4,120 Annual Operating Hours/(1,000 x 12) =<br>0 kWh @ \$0.02448/kWh  |   |        |
|  | <b>ENERGY CHARGE</b>                            | \$0.00 |

| <b>PRICE SUMMARY</b>                    |               |
|---|---------------|
| Fixture Charge                          | \$0.00        |
| Maintenance Charge                      | \$0.00        |
| Energy Charge                           | \$0.00        |
| <b>TOTAL MONTHLY CHARGE PER FIXTURE</b> | <b>\$0.00</b> |



Section VII  
Original Sheet No. 7.13.1

Form 4 (Continued)

**SECTION A-1 - Non-LED FIXTURES**

|  |  |        |
|--|--|--------|
| <b>Total Unit Cost</b>   |  |        |
| Fixture Cost   |  | \$0.00 |
| Arm Cost   |  | \$0.00 |
| Bulb Cost  |  | \$0.00 |
| Photocell Cost   |  | \$0.00 |
|  | SUBTOTAL                                   | \$0.00 |
| 0.000 Man-hours to Install Fixture/Arm (If Applicable) @ \$53.28/Manhour   |  | \$0.00 |
|  | SUBTOTAL                                   | \$0.00 |
| 36.0% Engineering & Supervision Overheads  |  | \$0.00 |
|  | UNIT COST TOTAL                            | \$0.00 |
| <b>Fixture Charge</b>  |  |        |
| Fixed Charge = (15.235% x Unit Cost Total)/12 Months   |  | \$0.00 |
| Revenue Tax = Fixed Charge x 0.000721  |  | \$0.00 |
|  | <b>FIXTURE CHARGE</b>                      | \$0.00 |
| <b>Maintenance Charge</b>  |  |        |
| Average Annual Bulb Failure Rate :   | 0.0%                                       |        |
| Bulb Life (in hours)   | Failure Rate = (Ann. Burn Hrs / Bulb Life) |        |
| Annual Burn hours  |  |        |
| Spot Rebulb Cost = (Bulb Cost + Photocell Cost + \$29 Labor) x Bulb Failure Rate/12 Months   |  | \$0.00 |
| Luminaire Repair Cost =<br>[Man-hours to Remove of 0.36 @ \$53.28/Manhour + Unit Cost Total]<br>x 6.7% Annual Luminaire Failure Rate/12 Months |  | \$0.00 |
|  | SUBTOTAL                                   | \$0.00 |
| Revenue Tax = Subtotal x 0.000721  |  | \$0.00 |
|  | <b>MAINTENANCE CHARGE</b>                  | \$0.00 |
| <b>Energy Charge</b>   |  |        |
| Line Wattage x 4,120 Annual Operating Hours/(1,000 x 12) =<br>0 kWh @ \$0.02448/kWh  |  | \$0.00 |
|  | <b>ENERGY CHARGE</b>                       | \$0.00 |

| <b>PRICE SUMMARY</b>                    |               |
|---|---------------|
| Fixture Charge                          | \$0.00        |
| Maintenance Charge                      | \$0.00        |
| Energy Charge                           | \$0.00        |
| <b>TOTAL MONTHLY CHARGE PER FIXTURE</b> | <b>\$0.00</b> |

ISSUED BY: S. W. Connally, Jr.

EFFECTIVE:

Section VII  
Sixth Revised Sheet No. 7.14  
Canceling Fifth Revised Sheet No. 7.14

Form 4 (Continued)

**SECTION B - POLES AND ADDITIONAL FACILITIES**

|   |   |               |
|---|---|---------------|
| <b>Total Unit Cost</b>  |   |               |
| Material Cost of Pole or Additional Facility                          |   | \$0.00        |
| 0.000 Man-hours to Install Pole/Additional Facility @ \$53.28/Manhour |   | \$0.00        |
|   | SUBTOTAL  | \$0.00        |
| 36.0% Engineering & Supervision Overheads                             |   | \$0.00        |
|   | UNIT COST TOTAL   | \$0.00        |
| <b>Pole/Additional Facility Charge</b>                                |   |               |
| Fixed Charge = (15.235% x Unit Cost Total)/12 Months                  |   | \$0.00        |
| Revenue Tax = Fixed Charge x 0.000721                                 |   | \$0.00        |
|   | <b>MONTHLY POLE/ADDITIONAL FACILITY CHARGE PER UNIT</b> | <b>\$0.00</b> |

ISSUED BY: S. W. Connally, Jr.

EFFECTIVE:

Section VII  
Seventh Revised Sheet No. 7.15  
Canceling Sixth Revised Sheet No. 7.15

Form 4 (Continued)

**SECTION C - RELAMPING SERVICE AGREEMENT**

|   |  |               |
|---|--|---------------|
| <b>Bulb and Photocell Cost</b>  |  |               |
| Bulb Cost   |  | \$0.00        |
| Photocell Cost  |  | \$0.00        |
| <b>BULB AND PHOTOCELL COST</b>  |  | <b>\$0.00</b> |
| <b>Relamping Charge</b>   |  |               |
| Average Annual Bulb Failure Rate :  | 0.0%                                       |               |
| Bulb Life (in hours)  | Failure Rate = (Ann. Burn Hrs / Bulb Life) |               |
| Annual Burn hours   |  |               |
| Spot Rebulb Cost =(Bulb Cost + Photocell Cost + \$29 Labor) x Bulb Failure Rate/12 Months |  | \$0.00        |
| SUBTOTAL  |  | \$0.00        |
| Revenue Tax = Subtotal x 0.000721   |  | \$0.00        |
| <b>RELAMPING CHARGE</b>   |  | <b>\$0.00</b> |
| <b>Energy Charge</b>  |  |               |
| Line Wattage x 4,120 Annual Operating Hours/(1,000 x 12) =                                |  |               |
| 0 kWh @ \$0.02448/kWh   | <b>ENERGY CHARGE</b>                       | <b>\$0.00</b> |
| <b>PRICE SUMMARY</b>  |  |               |
| Relamping Charge  |  | \$0.00        |
| Energy Charge   |  | \$0.00        |
| <b>TOTAL MONTHLY CHARGE PER FIXTURE</b>   |  | <b>\$0.00</b> |

ISSUED BY: S. W. Connally, Jr.

EFFECTIVE:

Eighteenth Revised Sheet No. 7.16  
Canceling Seventeenth Revised Sheet No. 7.16

GULF POWER COMPANY  
CONTRACT FOR STREET AND  
GENERAL AREA LIGHTING SERVICE  
RATE SCHEDULE OS (PART I/II)

Form 5

Contract No. \_\_\_\_\_  
Customer Name \_\_\_\_\_ Date \_\_\_\_\_  
DBA \_\_\_\_\_ Telephone No. \_\_\_\_\_ Tax I. D. (if applicable) \_\_\_\_\_  
Street Address (Subdivision, etc.) of Light(s) \_\_\_\_\_  
Billing Address \_\_\_\_\_  
Driving Directions \_\_\_\_\_  
\_\_\_\_\_  
Location of Light(s) \_\_\_\_\_  
Meter No. \_\_\_\_\_ Account No. \_\_\_\_\_ JETS WO No. \_\_\_\_\_

The Applicant requests Gulf Power Company to furnish the facilities described on Sheet No. 7.16.1 and the necessary electric energy for the operation thereof and hereby agrees to take and pay for the same in accordance with and subject to the Company's Rate Schedule "OS (PART I/II)" and Rules and Regulations for Electric Service on file in its office and on file with the Florida Public Service Commission or any changes therein as approved by the Florida Public Service Commission. In consideration of the supplying and maintenance of said electric current and facilities the Applicant hereby grants to Gulf Power Company, the right to construct, operate, and maintain upon, over, under, and across the premises located at the above service address its poles, lines, facilities, and appliances necessary in connection therewith for the transmission of electric power together with the rights of ingress and egress to and from said lines and the right to cut and keep clear all trees and other obstructions that may injure or endanger said lines. All fixtures, equipment and material used in the construction, operation, and maintenance of said facilities shall remain at all times the property of Gulf Power Company. The contract term as provided by Rate Schedule "OS (PART I/II)" shall be for an initial period of not less than three (3) years. Additional facilities required for the installation may constitute a longer term. At the time Gulf Power Company begins to install any facilities applied for herein, this application becomes a contract for a term of \_\_\_\_ years and thereafter from year to year until terminated by notice to either party by the other. Any damage done by vandalism shall be handled in accordance with the provisions of Rate Schedule "OS (Part I/II)". The location of said facilities shall be as specified by the Applicant and the Company shall be held harmless in connection therewith or the use thereof. Should the Applicant discontinue this service before the expiration of the full term of contract all unpaid charges for the full term shall immediately become due and payable. In the event the supply of electric current should be interrupted or fail by reason of accident, or condition beyond the control of Gulf Power Company, the service shall be restored within a reasonable time and such interruption shall not constitute a breach of the contract, nor shall Gulf Power Company be liable for damages by reason of such interruption or failure. For street lights, lamps are located on MAP which is hereto appended and made a part hereof.

GULF POWER COMPANY

CUSTOMER

Application  
Taken By \_\_\_\_\_

Customer \_\_\_\_\_

Approved by \_\_\_\_\_  
Authorized Company Representative

Title \_\_\_\_\_

Signature \_\_\_\_\_

Signature \_\_\_\_\_

Date \_\_\_\_\_

Date \_\_\_\_\_

ISSUED BY: S. W. Connally, Jr.

EFFECTIVE:

Section No. VII  
Sixth Revised Sheet No. 7.24  
Canceling Fifth Revised Sheet No. 7.24

**GULF POWER COMPANY**

**AGREEMENT FOR UNDERGROUND ELECTRIC CONSTRUCTION BY THE UTILITY**  
Form 8

THIS AGREEMENT made and entered into this \_\_\_\_ day of \_\_\_\_\_, 20\_\_\_\_, by and between GULF POWER COMPANY, hereinafter called the Utility, and

\_\_\_\_\_, hereinafter called the Applicant, sets forth the standards and conditions which will apply to the construction, installation, repair and ownership of the underground facilities to be located at

\_\_\_\_\_, Exhibit "A" hereto, contains a detailed description of the property where the facilities will be constructed or installed.

**WITNESSETH THAT:**

WHEREAS, the Utility owns and operates an electric distribution system in \_\_\_\_\_ County, Florida, in which the Applicant owns the real property described in Exhibit "A" on some or all of which the Applicant has constructed or proposes to construct certain improvements; and

WHEREAS, the Applicant has requested the Utility to supply and install all primary, secondary, and service trench, duct, and cable for the purpose of supplying electric service to the improvements to be located on the property described on Exhibit "A"; and

WHEREAS, the Utility desires to cooperate with the Applicant and to install the underground distribution system;

NOW, THEREFORE, in consideration of the premises and of the mutual agreements hereinafter set forth, it is agreed by and between the parties as follows:

1. Upon compliance by Applicant with all of the provisions of this Agreement in a manner acceptable to the Utility, the Utility shall install, own and maintain the necessary facilities for providing underground electric service to the improvements located on that portion of the property as shown on Exhibit "C" (construction drawing) attached. At no time shall the Utility be required by the Applicant, its successors or assigns to furnish other than single phase service through these facilities except as otherwise shown on Exhibit "C" and at a cost to the Applicant as specifically described in Exhibit "C".

2. The Applicant agrees to prepare an orderly plan for the location of all utility lines and equipment to be installed and to cause all utility companies and contractors involved to install their lines and equipment in the locations specified in said plan.

3. The Applicant agrees to cause to be conveyed to the Utility, without cost, all easements, including rights of ingress and egress, necessary or convenient to the Utility or required by it for the purpose of constructing, operating, maintaining, and removing said underground electrical distribution lines and other necessary equipment.

4. The Applicant shall remove or cause to be removed, at his expense, from the Utility easement or route of trench line, whether in a street, alley or otherwise, all trees, stumps or any other obstructions and shall not hard surface street, parking areas, courts, walkways, or other areas on the trench line route until the necessary ducts have been installed by the Utility. The Applicant shall locate and mark all property and/or lot corners and establish finish grade along the route of construction of the underground distribution system. The Applicant agrees to reimburse the Utility for the costs of facilities found to be installed at the wrong location or grade due to Applicant requested changes in property lines, easement, grade, and/or errors in staking or trenching.

5. The service entrance facilities for the improvements shall in all respects conform to the requirements of all applicable codes, the Rules and Regulations of the Utility, and the terms of this Agreement. The Applicant and his successors in interest will provide the service entrance facilities in accordance with Exhibit "B" (appropriate distribution standard specification).

**ISSUED BY:** S. W. Connally, Jr.

**EFFECTIVE:**

NOW, THEREFORE, in consideration of the premises and of the mutual agreements hereinafter set forth, it is agreed by and between the parties as follows:

1. The Utility hereby agrees to permit the Applicant to construct and install all or a portion of the underground distribution facilities described herein below at the above location provided:

a) such work meets the Utility's construction standards, as set forth below:

(1) Conduit to be placed in any Utility underground distribution system must meet the specifications set forth in Exhibit "D" (appropriate distribution standard specification). Conduit shall be installed in the locations specified in Exhibit "C" (construction drawing);

(2) Primary and secondary conduit must be buried with 30" of cover or at a depth that meets applicable codes and is satisfactory to the utility and the applicant;

(3) The connection between the meter enclosure and the underground service entrance shall be in accordance with Exhibit "B" (appropriate distribution standard specification);

(4) Where the applicant installs the conduit, the applicant must install a tracer wire in the trench with the conduit as specified in Exhibit "E";

(5) When the Utility supplies the conduit to the Applicant, the Utility shall take ownership of that conduit at the time it is installed by the Applicant and all other provisions of this agreement have been satisfied. When the Applicant supplies and installs the conduit, the Utility shall take ownership of that conduit at the time the cable has been installed in the conduit by the Utility and all other provisions of this agreement have been satisfied. Until such time that the Utility takes ownership of the conduit, the Applicant, or Contractor acting for the Applicant, shall be responsible for accessing and repairing the conduit;

(6) After which time the Utility takes ownership of the conduit, the Utility shall be responsible for accessing, in a reasonable manner, and repairing the conduit and cable. The Applicant's

Section No. VII  
Second Revised Sheet No. 7.26.1  
Canceling First Revised Sheet No. 7.26.1

aforementioned duty includes, but is not limited to, repairs necessitated by the Utility accessing and repairing conduit or cable and specifically includes all repairs made necessary as a result of placement of conduit beneath a roadway. The Applicant will have no right, title or interest in or to the completed distribution facilities;

(7) The Utility reserves the right to verify, prior to taking ownership of the conduit system, that the duct system is installed as specified in the plan provided by the Utility under section 4, below. The Utility may exercise, at any time, its right to inspect and verify any Applicant provided facility, and any such inspection or verification shall not be deemed an approval of any Applicant provided facility or a waiver by the Utility of any right to enforce strict compliance with the terms and conditions of this agreement;

(b) that in the Utility's sole discretion such Agreement is not expected to cause the general body of ratepayers to incur greater costs;

(c) the Applicant agrees to pay Gulf Power Company's current applicable Engineering and Supervision rate associated with the estimate of work to be performed by the Applicant. This amount represents the cost of Gulf's engineering time to review and inspect the Applicant's work.

(d) the Applicant agrees to correct, to the satisfaction of the Utility, any deficiencies found by the Utility prior to the connection of any customers to the underground electric distribution system or the connection of the underground electric distribution facilities to Utility's distribution system. Deficiencies must be corrected in a timely manner or the Utility shall construct the system improvement using overhead facilities and the Applicant will have to pay the cost of such improvement and the cost of its removal before the corrected underground facilities will be connected;

2. Upon compliance by Applicant with all of the provisions of this Agreement in a manner acceptable to the Utility, the Utility shall own and maintain the necessary facilities for providing underground electric service to the property as shown on Exhibit "C" hereto. At no time shall the Utility be required by the Applicant, its successors or assigns to furnish other than single phase service through these facilities, except as otherwise shown on Exhibit "C". Three-phase service will be furnished only when specified on Exhibit "C" and paid for in advance by the Applicant. The Applicant agrees to reimburse the Utility for the costs of facilities found to be installed at the wrong location or grade due to Applicant requested changes in property lines, easement, grade, and/or errors in staking or trenching.

ISSUED BY: S. W. Connally, Jr.

EFFECTIVE:

Section VII  
First Revised Sheet No. 7.43  
Canceling Original Sheet No. 7.43

**APPLICATION FOR UNDERGROUND COST ESTIMATE**  
(Form 17)

Name \_\_\_\_\_

Address \_\_\_\_\_

Phone \_\_\_\_\_

Type estimate requested      \_\_\_\_\_ Non-binding      \_\_\_\_\_ Binding

Location / description of requested project \_\_\_\_\_

\_\_\_\_\_  
\_\_\_\_\_  
\_\_\_\_\_  
\_\_\_\_\_  
\_\_\_\_\_  
\_\_\_\_\_

This application and the deposit paid is for the purpose of obtaining a estimate of the cost of underground facilities pursuant to Section IV Part VI of Gulf Power Company's Tariff for Retail Service, Sheets 4.21 through 4.28.1. Said provisions govern this application as if fully set forth herein.

Signed \_\_\_\_\_

Amount paid \$ \_\_\_\_\_

(Binding cost estimate only)  
(To be calculated by Gulf Power in  
accordance with Tariff Section IV,  
Subpart 6.5.3)

**FOR COMPANY USE ONLY**

Length in miles of underground trench or overhead primary to be converted \_\_\_\_\_

Amount of deposit      \$ \_\_\_\_\_

Received by \_\_\_\_\_

Date Received by Gulf Power Company \_\_\_\_\_

Notice: The deposit paid applies specifically to the scope of work defined above. It cannot be credited to charges for any other work due to revisions in the scope.

ISSUED BY:      S. W. Connally, Jr.

EFFECTIVE:



GULF POWER COMPANY  
OPTIONAL RELAMPING SERVICE AGREEMENT  
CUSTOMER-OWNED STREET AND GENERAL AREA LIGHTING  
RATE SCHEDULE OS (PART I/II)  
Form 19

Contract No. \_\_\_\_\_

Customer Name \_\_\_\_\_ Date \_\_\_\_\_

DBA \_\_\_\_\_ Telephone No. \_\_\_\_\_ Tax I. D. \_\_\_\_\_

Street Address (Subdivision, etc.) of Light(s) \_\_\_\_\_

Mailing Address \_\_\_\_\_

Driving Directions \_\_\_\_\_

Location of Light(s) \_\_\_\_\_

Meter No. \_\_\_\_\_ Account No. \_\_\_\_\_ JETS WO No. \_\_\_\_\_

**UNMETERED CUSTOMER-OWNED FIXTURES:**

High Pressure Sodium Vapor Lighting:

|   |          |
|---|----------|
| _____ 8,800 Lumen (100 Watts) Light(s) to be billed at a base rate of \$1.68 each per month     | \$ _____ |
| _____ 16,000 Lumen (150 Watts) Light(s) to be billed at a base rate of \$2.33 each per month    | \$ _____ |
| _____ 20,000 Lumen (200 Watts) Light(s) to be billed at a base rate of \$2.65 each per month    | \$ _____ |
| _____ 25,000 Lumen (250 Watts) Light(s) to be billed at a base rate of \$3.15 each per month    | \$ _____ |
| _____ 46,000 Lumen (400 Watts) Light(s) to be billed at a base rate of \$4.70 each per month    | \$ _____ |
| _____ 125,000 Lumen (1000 Watts) Light(s) to be billed at a base rate of \$10.16 each per month | \$ _____ |

Metal Halide Lighting:

|  |          |
|--|----------|
| _____ 32,000 Lumen (400 Watts) Light(s) to be billed at a base rate of \$4.81 each per month | \$ _____ |
|--|----------|

**METERED CUSTOMER-OWNED FIXTURES:**

High Pressure Sodium Vapor Lighting:

|  |          |
|--|----------|
| _____ 8,800 Lumen (100 Watts) Light(s) to be billed at a base rate or \$0.68 each per month    | \$ _____ |
| _____ 16,000 Lumen (150 Watts) Light(s) to be billed at a base rate of \$0.67 each per month   | \$ _____ |
| _____ 20,000 Lumen (200 Watts) Light(s) to be billed at a base rate of \$0.69 each per month   | \$ _____ |
| _____ 25,000 Lumen (250 Watts) Light(s) to be billed at a base rate or \$0.70 each per month   | \$ _____ |
| _____ 46,000 Lumen (400 Watts) Light(s) to be billed at a base rate or \$0.69 each per month   | \$ _____ |
| _____ 125,000 Lumen (1000 Watts) Light(s) to be billed at a base rate of \$0.88 each per month | \$ _____ |

Metal Halide Lighting:

|  |          |
|--|----------|
| _____ 32,000 Lumen (400 Watts) Light(s) to be billed at a base rate or \$0.82 each per month | \$ _____ |
| Total Base Monthly Charge*   | \$ _____ |

\*Base monthly charge does not include Fuel Charge, Purchased Power Capacity Charge, Environmental Charge, Energy Conservation Charge, Natural Disaster Recovery Surcharge, applicable taxes, or fees.

The Applicant requests a relamping service agreement on the lamp(s) and photocell(s) for the fixtures described above and the necessary electric energy (if unmetered) for the operation thereof and hereby agrees to take and pay for the same in accordance with and subject to the Company's Rate Schedule "OS (PART I/II)" and Rules and Regulations for Electric Service on file in its office and on file with the Florida Public Service Commission or any changes therein as approved by the Florida Public Service Commission. This agreement and the monthly rates set forth above cover both the electric service (if unmetered) and the replacement of lamps and photoelectric controls upon routine failure. Lamps or photoelectric controls damaged or destroyed due to vandalism or willful abuse are not covered by this agreement and will only be replaced at the Applicant's expense. The Applicant remains responsible for all maintenance other than the replacement of lamps and photoelectric controls. The distribution system shall serve no other electrical loads except the lighting equipment described above.

ISSUED BY: S. W. Connally, Jr.

EFFECTIVE:

Section VII  
Seventh Revised Sheet No. 7.55  
Canceling Sixth Revised Sheet No. 7.55

**GULF POWER COMPANY  
CUSTOMER-OWNED LIGHTING AGREEMENT  
(WITHOUT RELAMPING SERVICE PROVISIONS)  
RATE SCHEDULE OS (PART I/II)**

Form 24

Contract No. \_\_\_\_\_

Customer Name \_\_\_\_\_ Date \_\_\_\_\_

DBA \_\_\_\_\_ Telephone No. \_\_\_\_\_ Tax I. D. \_\_\_\_\_

Street Address (Subdivision, etc.) of Light(s) \_\_\_\_\_

Billing Address \_\_\_\_\_

Driving Directions \_\_\_\_\_

No. of Light(s) \_\_\_\_\_ Location of Light(s) \_\_\_\_\_

Meter No. \_\_\_\_\_ Account No. \_\_\_\_\_

JETS WO No. \_\_\_\_\_ **CUSTOMER-OWNED FIXTURE(S):**

**High Pressure Sodium**

|   |          |
|---|----------|
| _____ 8800 Lumen (100 Watts) Light(s) to be billed at a base rate of \$1.00 each per month    | \$ _____ |
| _____ 25000 Lumen (250 Watts) Light(s) to be billed at a base rate of \$2.45 each per month   | \$ _____ |
| _____ 46000 Lumen (400 Watts) Light(s) to be billed at a base rate of \$4.01 each per month   | \$ _____ |
| _____ 125000 Lumen (1000 Watts) Light(s) to be billed at a base rate of \$9.28 each per month | \$ _____ |

**Metal Halide**

|  |          |
|--|----------|
| _____ 12000 Lumen (175 Watts) Light(s) to be billed at a base rate of \$1.76 each per month    | \$ _____ |
| _____ 13000 Lumen (150 Watts PS) Light(s) to be billed at a base rate of \$1.59 each per month | \$ _____ |
| _____ 32000 Lumen (400 Watts) Light(s) to be billed at a base rate of \$3.99 each per month    | \$ _____ |
| _____ 100000 Lumen (1000 Watts) Light(s) to be billed at a base rate of \$9.25 each per month  | \$ _____ |

All others to be billed as follows:

|   |          |
|---|----------|
| _____ Light(s) @ a base rate of \$ _____ * each per month (kWh for one light = _____) | \$ _____ |
| _____ Light(s) @ a base rate of \$ _____ * each per month (kWh for one light = _____) | \$ _____ |
| _____ Light(s) @ a base rate of \$ _____ * each per month kWh for one light = _____)  | \$ _____ |
| <b>Total Base Monthly Charge**</b>  |          |
|   | \$ _____ |

\* This base rate per light is calculated by taking the kWh for one light and multiplying by \$0.02448/kWh. Repeat this line for each different type of customer-owned light other than the 8800 Lumen, 12000 Lumen, 13000 Lumen, 25000 Lumen, 32000 Lumen, 46000 Lumen, 100000 Lumen, or 125000 Lumen lights shown above.

\*\* Base monthly charge does not include Fuel Charge, Purchased Power Capacity Charge, Environmental Charge, Energy Conservation Charge, Natural Disaster Recovery Surcharge, applicable taxes, or fees.

The Applicant requests the necessary electric energy for the operation thereof for the fixtures described above and hereby agrees to take and pay for the same in accordance with and subject to the Company's Rate Schedule "OS (PART I/II)" and Rules and Regulations for Electric Service on file in its office and on file with the Florida Public Service Commission or any changes therein as approved by the Florida Public Service Commission. This agreement and the monthly rates set forth above cover the electric service. The distribution system shall serve no other electrical loads except the lighting equipment described above.

ISSUED BY: S. W. Connally, Jr.

EFFECTIVE:



Section No. VIII  
Third Revised Sheet No. 8.0  
Canceling Second Revised Sheet No. 8.0



Gulf does not presently have in place any special contracts for the sale of electricity.

**Proposed Tariff Sheets**

**Proposed Tariff Sheets consisting of 32 pages, including this cover sheet.**



Section No. VI  
Thirty-First Revised Sheet No. 6.3  
Canceling Thirtieth Revised Sheet No. 6.3

## **RATE SCHEDULE RS RESIDENTIAL SERVICE**

URSC: RS



### **AVAILABILITY:**

Available throughout the entire territory served by the Company.

### **APPLICABILITY:**

Applicable for service used for domestic purposes at an individually metered dwelling unit suitable for year-round family occupancy containing full kitchen facilities and to commonly-owned facilities in condominium and cooperative apartment buildings. Garages, pools, pumps, boat dock, etc., on the same premise as the dwelling unit are included if all such service is for personal use. Service provided hereunder shall not be shared with or resold to others.

### **CHARACTER OF SERVICE:**

Available for single phase service from local distribution lines of the Company's system at nominal secondary voltage of 120/240 volts.

### **RATES:**

Base Charge: \$0.62 per day

Energy-Demand Charge: 5.018¢ per kWh

### **MINIMUM BILL:**

In consideration of the readiness of the Company to furnish such service, a monthly minimum charge will be made of not less than the Base Charge.

### **DEPOSIT:**

A deposit amounting to twice the estimated average monthly bill may be required before service is connected at designated premises. The deposit may be applied to any final bills against the Customer for service.

**ISSUED BY:** S.W. Connally, Jr.



Section No. VI  
Twenty-Fifth Revised Sheet No. 6.5  
Canceling Twenty-Fourth Revised Sheet No. 6.5

**RATE SCHEDULE GS  
GENERAL SERVICE – NON-DEMAND**  
URSC: GS



**AVAILABILITY:**

Available throughout the entire territory served by the Company.

**APPLICABILITY:**

Applicable for general lighting and power service covering the entire electrical requirements of any Customer with a demand of less than 25 kW except for service to which another Rate Schedule is applicable. Service to two or more premises shall not be combined nor shall service furnished hereunder be shared with or resold to others. All service shall be taken at the same voltage and from a single delivery point.

**CHARACTER OF SERVICE:**

The delivery voltage to the Customer shall be the voltage of the available distribution lines of the Company for the locality in which service is to be rendered. Three phase service may be furnished at the request of the Customer subject to the Rules and Regulations of the Company which govern the extension of three phase service.

**MONTHLY RATES:**

Base Charge: \$21.48

Energy-Demand Charge: 5.422¢ per kWh

**MINIMUM MONTHLY BILLS:**

In consideration of the readiness of the Company to furnish such service, no monthly bill will be rendered for less than the Base Charge.

**ISSUED BY: S. W. Connally, Jr.**



Section No. VI  
Twenty-Fourth Revised Sheet No. 6.7  
Canceling Twenty-Third Revised Sheet No. 6.7

**RATE SCHEDULE GSD  
GENERAL SERVICE - DEMAND**  
URSC: GSD



**AVAILABILITY:**

Available throughout the entire territory served by the Company.

**APPLICABILITY:**

Applicable for commercial, industrial, or institutional general service on an annual basis covering the entire electrical requirements of any Customer whose highest actual measured demand is not more than four hundred ninety-nine (499) kilowatts. Service to two or more premises shall not be combined nor shall service furnished hereunder be shared with or resold to others. All service shall be taken at the same voltage, from a single delivery point, and shall be measured by a single meter.

**CHARACTER OF SERVICE:**

The delivery voltage to the Customer shall be the voltage of the available secondary distribution lines of the Company for the locality in which service is to be rendered. Three phase service may be furnished at the request of the Customer subject to the Rules and Regulations of the Company which govern the extension of the three phase service.

**MONTHLY RATES:**

|                |                                 |
|----------------|---------------------------------|
| Base Charge:   | \$45.10                         |
| Demand Charge: | \$7.01 per kW of billing demand |
| Energy Charge: | 1.793¢ per kWh                  |

**MINIMUM MONTHLY BILLS:**

In consideration of the readiness of the Company to furnish such service, no monthly bill will be rendered for less than the Base Charge plus the Demand Charge.

**ISSUED BY: S. W. Connally, Jr.**



Section No. VI  
Twenty-Second Revised Sheet No. 6.8  
Canceling Twenty-First Revised Sheet No. 6.8



(Continued from Rate Schedule GSD, Sheet No. 6.7)

**DETERMINATION OF BILLING DEMAND:**

The kilowatt (kW) billing demand for billing purposes shall be the Customer's maximum integrated fifteen (15) minute demand to the nearest kilowatt (kW) during each service month.

**REACTIVE DEMAND CHARGE:**

When the capacity required to be maintained is one-hundred (100) kilowatts or more, at the option of the Company, the monthly bill calculated at the above rates may be increased in the amount of \$1.00 per kvar for all over 0.48432 kilovars per kilowatt (90% power factor). The kilovars to which this adjustment shall apply shall be the monthly maximum measured kilovar demand or may be calculated as the square root of the difference between the square of the maximum monthly measured kVA demand and the square of the maximum monthly measured kW demand.

**TRANSFORMER OWNERSHIP DISCOUNT AND PRIMARY METERING VOLTAGE DISCOUNTS:**

When the Company renders service under this Rate Schedule at the local primary distribution voltage and any transformers required are furnished by the Customer, the Monthly Rate will be subject to a discount of forty (40) cents per kW of the Customer's billing demand as determined above, and an additional discount of one percent (1%) of the Energy Charge and one percent (1%) of the Demand Charge; however, such deduction shall not reduce the minimum monthly bill specified above.

**TERM OF CONTRACT:**

Service under this Schedule shall be for a period of not less than one year and thereafter from year to year until terminated by three (3) months' written notice by either party to the other.

**DEPOSIT:**

A deposit amounting to twice the estimated average monthly bill may be required before service is connected at designated premises. The deposit may be applied to any final bills against the Customer for service.


**ISSUED BY: S. W. Connally, Jr.**





Section No. VI  
Twenty-Seventh Revised Sheet No. 6.10  
Canceling Twenty-Sixth Revised Sheet No. 6.10

**RATE SCHEDULE LP  
LARGE POWER SERVICE**  
URSC: GSLD



**AVAILABILITY:**

Available throughout the entire territory served by the transmission system of the Company.

**APPLICABILITY:**

Applicable for three phase general service on an annual basis covering the entire electrical requirements of any Customer. Service to two or more premises shall not be combined nor shall service furnished hereunder be shared with or resold to others. All service shall be taken at the same voltage, from a single delivery point, and shall be measured by a single meter.

**CHARACTER OF SERVICE:**

The delivery voltage to the Customer shall be the voltage of the available secondary distribution lines of the Company for the locality in which service is to be rendered.

**MONTHLY RATES:**

|                |                                  |
|----------------|----------------------------------|
| Base Charge:   | \$260.00                         |
| Demand Charge: | \$12.70 per kW of billing demand |
| Energy Charge: | 0.970¢ per kWh                   |

**MINIMUM MONTHLY BILLS:**

In consideration of the readiness of the Company to furnish such service, no monthly bill will be rendered for less than the Base Charge plus the Demand Charge.

**ISSUED BY:** S. W. Connally, Jr.



Section No. VI  
Twenty-Sixth Revised Sheet No. 6.11  
Canceling Twenty-Fifth Revised Sheet No. 6.11



(Continued from Rate Schedule LP, Sheet No. 6.10)

**DETERMINATION OF BILLING DEMAND:**

The kilowatt (kW) billing demand for billing purposes shall be the Customer's maximum integrated fifteen (15) minute demand to the nearest kilowatt (kW) during each service month.

**REACTIVE DEMAND CHARGE:**

The monthly bill calculated at the above rates shall also be increased in the amount of \$1.00 per kvar for all over 0.48432 kilovars per kilowatt (90% power factor). The kilovars to which this adjustment shall apply shall be the monthly maximum measured kilovar demand or may be calculated as the square root of the difference between the square of the maximum monthly measured kVA demand and the square of the maximum monthly measured kW demand.

**TRANSFORMER OWNERSHIP DISCOUNT AND PRIMARY METERING VOLTAGE DISCOUNTS:**

When the Company renders service under this Rate Schedule at the local primary distribution voltage and any transformers required are furnished by the Customer, the Monthly Rate will be subject to a discount of fifty-seven (57) cents per month per kilowatt (kW) of the Customer's billing demand as determined above, and an additional discount of one percent (1%) of the Energy Charge and one percent (1%) of the Demand Charge; however, such deduction shall not reduce the minimum monthly bill specified above.

**TRANSFORMER OWNERSHIP DISCOUNT AND TRANSMISSION METERING VOLTAGE DISCOUNTS:**

When the Company renders service under this Rate Schedule from an available transmission line of 46,000 volts or higher and the Customer furnishes, operates and maintains the complete step-down transformer substation necessary to receive and use such service the Monthly Rate will be subject to a discount of eighty-one (81) cents per month per kilowatt (kW) of the Customer's billing demand as determined above, and an additional discount of two percent (2%) of the Energy Charge and two percent (2%) of the Demand Charge; however, such deduction shall not reduce the minimum monthly bill specified above.

**DEPOSIT:**

A deposit amounting to twice the estimated average monthly bill may be required before service is connected at designated premises. The deposit may be applied to any final bills against the Customer for service.

**ISSUED BY: S. W. Connally, Jr.**



Section No. VI  
Twenty-Third Revised Sheet No. 6.13  
Canceling Twenty-Second Revised Sheet No. 6.13

## **RATE SCHEDULE PX LARGE HIGH LOAD FACTOR POWER SERVICE**

URSC: GSLD1



### **AVAILABILITY:**

Available throughout the entire territory served by the transmission system of the Company.

### **APPLICABILITY:**

Applicable for three phase lighting and power service to any Customer whose actual measured demand is not less than 7,500 kilowatts (kW), with an annual load factor of not less than seventy-five percent (75%). Service to two or more premises shall not be combined nor shall service furnished hereunder be shared with or resold to others. All service shall be taken at the same voltage and from a single delivery point, and shall be measured by a single meter.

### **CHARACTER OF SERVICE:**

The delivery voltage to the Customer shall be the standard secondary voltage of the Company's transformers supplied from the transmission lines of the Company.

### **MONTHLY RATES:**

|                |                                  |
|----------------|----------------------------------|
| Base Charge:   | \$764.55                         |
| Demand Charge: | \$11.16 per kW of billing demand |
| Energy Charge: | 0.410¢ per kWh                   |

### **MINIMUM MONTHLY BILL:**

In the event the Customer's annual load factor for the current and preceding eleven months is less than 75% and in consideration of the readiness of the Company to furnish such service, the minimum monthly bill shall not be less than the Base Charge plus \$13.40 per kW of billing demand.

**ISSUED BY:** S.W. Connally, Jr.



Section No. VI  
Twenty-Third Revised Sheet No. 6.16  
Canceling Twenty-Second Revised Sheet No. 6.16

**RATE SCHEDULE OS  
OUTDOOR SERVICE**  
URSC: SL, OL, OL1, OL2



**AVAILABILITY:**

Available throughout the entire territory served by the Company.

**OS-VII STREET, ROADWAY, AND GENERAL AREA LIGHTING**

**APPLICABILITY:**

Applicable for street, roadway, and general area lighting service under the provisions of the Company's standard contract for such service. Service hereunder includes power supply and may include lamp renewals and regular maintenance.

**LIMITATION OF SERVICE:**

Company-owned fixtures will be mounted on Company-owned poles of the Company's distribution system. Customer-owned fixtures will be mounted on Customer-owned poles, of a standard type and design, permitting service and maintenance at no abnormal cost to the Company.

**MONTHLY RATES:  
High Pressure Sodium Vapor**

| Initial Lamp Rating (Lumen) | Desc.                | Lamp Wattage | Line Wattage | Est. kWh<br>** | Fixture Charge | Maint. Charge | Energy Charge<br>*** | Total Charge |
|-----------------------------|----------------------|--------------|--------------|----------------|----------------|---------------|----------------------|--------------|
| 5400*                       | Open Bottom          | 70           | 84           | 29             | \$3.12         | \$1.68        | \$0.72               | \$5.52       |
| 8800                        | Open Bottom          | 100          | 120          | 41             | \$2.66         | \$1.52        | \$1.01               | \$5.19       |
| 8800                        | Open Bottom w/Shield | 100          | 120          | 41             | \$3.66         | \$1.79        | \$1.01               | \$6.46       |
| 8800                        | Acorn                | 100          | 120          | 41             | \$13.30        | \$4.48        | \$1.01               | \$18.79      |
| 8800                        | Colonial             | 100          | 120          | 41             | \$3.58         | \$1.76        | \$1.01               | \$6.35       |
| 8800                        | English Coach        | 100          | 120          | 41             | \$14.51        | \$4.82        | \$1.01               | \$20.34      |
| 8800                        | Destin Single        | 100          | 120          | 41             | \$24.96        | \$7.74        | \$1.01               | \$33.71      |
| 17600                       | Destin Double        | 200          | 240          | 82             | \$49.78        | \$14.94       | \$2.03               | \$66.75      |
| 5400*                       | Cobrahead            | 70           | 84           | 29             | \$4.37         | \$2.02        | \$0.72               | \$7.11       |
| 8800                        | Cobrahead            | 100          | 120          | 41             | \$3.66         | \$1.79        | \$1.01               | \$6.46       |
| 20000*                      | Cobrahead            | 200          | 233          | 80             | \$5.04         | \$2.20        | \$1.98               | \$9.22       |
| 25000                       | Cobrahead            | 250          | 292          | 100            | \$4.90         | \$2.17        | \$2.47               | \$9.54       |
| 46000                       | Cobrahead            | 400          | 477          | 164            | \$5.16         | \$2.23        | \$4.05               | \$11.44      |
| 8800                        | Cutoff Cobrahead     | 100          | 120          | 41             | \$4.05         | \$1.89        | \$1.01               | \$6.95       |
| 25000                       | Cutoff Cobrahead     | 250          | 292          | 100            | \$4.96         | \$2.19        | \$2.47               | \$9.62       |
| 46000                       | Cutoff Cobrahead     | 400          | 477          | 164            | \$5.18         | \$2.23        | \$4.05               | \$11.46      |
| 25000                       | Bracket Mount CIS    | 250          | 292          | 100            | \$11.36        | \$3.97        | \$2.47               | \$17.80      |
| 25000                       | Tenon Top CIS        | 250          | 292          | 100            | \$11.36        | \$3.97        | \$2.47               | \$17.80      |

**ISSUED BY: S. W. Connally, Jr.**



Section No. VI  
Thirty-Sixth Revised Sheet No. 6.16.1  
Canceling Thirty-Fifth Revised Sheet No. 6.16.1



(Continued from Rate Schedule OS, Sheet No. 6.16)

**High Pressure Sodium Vapor (continued)**

| <u>Initial Lamp Rating (Lumen)</u> | <u>Desc.</u>      | <u>Lamp Wattage</u> | <u>Line Wattage</u> | <u>Est. kWh**</u> | <u>Fixture Charge</u> | <u>Maint. Charge</u> | <u>Energy Charge***</u> | <u>Total Charge</u> |
|------------------------------------|-------------------|---------------------|---------------------|-------------------|-----------------------|----------------------|-------------------------|---------------------|
| 48000                              | Bracket Mount CIS | 400                 | 468                 | 161               | \$12.08               | \$4.16               | \$3.98                  | \$20.22             |
| 20000*                             | Small ORL         | 200                 | 233                 | 80                | \$11.63               | \$4.03               | \$1.98                  | \$17.64             |
| 25000                              | Small ORL         | 250                 | 292                 | 100               | \$11.20               | \$3.92               | \$2.47                  | \$17.59             |
| 46000                              | Small ORL         | 400                 | 477                 | 164               | \$11.73               | \$4.06               | \$4.05                  | \$19.84             |
| 20000*                             | Large ORL         | 200                 | 233                 | 80                | \$18.95               | \$6.06               | \$1.98                  | \$26.99             |
| 48000*                             | Large ORL         | 400                 | 477                 | 164               | \$21.35               | \$6.74               | \$4.05                  | \$32.14             |
| 46000                              | Shoebox           | 400                 | 477                 | 164               | \$9.78                | \$3.52               | \$4.05                  | \$17.35             |
| 16000                              | Directional       | 150                 | 197                 | 68                | \$5.49                | \$2.29               | \$1.68                  | \$9.46              |
| 20000*                             | Directional       | 200                 | 233                 | 80                | \$7.94                | \$3.02               | \$1.98                  | \$12.94             |
| 46000                              | Directional       | 400                 | 477                 | 164               | \$5.90                | \$2.44               | \$4.05                  | \$12.39             |
| 125000                             | Large Flood       | 1000                | 1105                | 379               | \$9.37                | \$3.59               | \$9.37                  | \$22.33             |

**Metal Halide**

| <u>Initial Lamp Rating (Lumen)</u> | <u>Desc.</u>      | <u>Lamp Wattage</u> | <u>Line Wattage</u> | <u>Est. kWh**</u> | <u>Fixture Charge</u> | <u>Maint. Charge</u> | <u>Energy Charge***</u> | <u>Total Charge</u> |
|------------------------------------|-------------------|---------------------|---------------------|-------------------|-----------------------|----------------------|-------------------------|---------------------|
| 12000                              | Acom              | 175                 | 210                 | 72                | \$13.43               | \$5.65               | \$1.78                  | \$20.86             |
| 12000                              | Colonial          | 175                 | 210                 | 72                | \$3.71                | \$2.95               | \$1.78                  | \$8.44              |
| 12000                              | English Coach     | 175                 | 210                 | 72                | \$14.64               | \$5.99               | \$1.78                  | \$22.41             |
| 12000                              | Destin Single     | 175                 | 210                 | 72                | \$25.09               | \$8.91               | \$1.78                  | \$35.78             |
| 24000                              | Destin Double     | 350                 | 420                 | 144               | \$50.04               | \$16.67              | \$3.57                  | \$70.28             |
| 32000                              | Small Flood       | 400                 | 476                 | 163               | \$6.03                | \$2.61               | \$4.03                  | \$12.67             |
| 32000                              | Small Parking Lot | 400                 | 476                 | 163               | \$11.14               | \$4.05               | \$4.03                  | \$19.22             |
| 100000                             | Large Flood       | 1000                | 1100                | 378               | \$8.65                | \$5.18               | \$9.34                  | \$23.17             |
| 100000                             | Large Parking Lot | 1000                | 1100                | 378               | \$19.24               | \$7.17               | \$9.34                  | \$35.75             |

**Metal Halide Pulse Start**

| <u>Initial Lamp Rating (Lumen)</u> | <u>Desc.</u>  | <u>Lamp Wattage</u> | <u>Line Wattage</u> | <u>Est. kWh**</u> | <u>Fixture Charge</u> | <u>Maint. Charge</u> | <u>Energy Charge***</u> | <u>Total Charge</u> |
|------------------------------------|---------------|---------------------|---------------------|-------------------|-----------------------|----------------------|-------------------------|---------------------|
| 13000                              | Acom          | 150                 | 190                 | 65                | \$15.23               | \$5.48               | \$1.61                  | \$22.32             |
| 13000                              | Colonial      | 150                 | 190                 | 65                | \$4.75                | \$2.58               | \$1.61                  | \$8.94              |
| 13000                              | English Coach | 150                 | 190                 | 65                | \$15.57               | \$5.60               | \$1.61                  | \$22.78             |
| 13000                              | Destin Single | 150                 | 190                 | 65                | \$33.03               | \$10.47              | \$1.61                  | \$45.11             |
| 26000                              | Destin Double | 300                 | 380                 | 130               | \$65.91               | \$20.12              | \$3.22                  | \$89.25             |
| 33000                              | Small Flood   | 350                 | 400                 | 137               | \$6.76                | \$3.33               | \$3.39                  | \$13.46             |
| 33000                              | Shoebox       | 350                 | 400                 | 137               | \$8.07                | \$3.70               | \$3.39                  | \$15.16             |
| 68000                              | Flood         | 750                 | 840                 | 288               | \$6.96                | \$5.60               | \$7.14                  | \$19.70             |

ISSUED BY: S. W. Connally, Jr.



Section No. VI  
Twenty-Sixth Revised Sheet No. 6.17  
Canceling Twenty-Fifth Revised Sheet No. 6.17



(Continued from Rate Schedule OS, Sheet No. 6.16.1)

**Combined High Pressure Sodium/Metal Halide**

| <u>Initial Lamp Rating (Lumen)</u> | <u>Desc.</u> | <u>Lamp Wattage</u> | <u>Line Wattage</u> | <u>Est. kWh</u><br>** | <u>Fixture Charge</u> | <u>Maint. Charge</u> | <u>Energy Charge</u><br>*** | <u>Total Charge</u> |
|------------------------------------|--------------|---------------------|---------------------|-----------------------|-----------------------|----------------------|-----------------------------|---------------------|
| 20800                              | Destin Combo | 275                 | 330                 | 113                   | \$49.91               | \$16.45              | \$2.80                      | \$69.16             |

**Combined High Pressure Sodium/Metal Halide Pulse Start**

| <u>Initial Lamp Rating (Lumen)</u> | <u>Desc.</u>    | <u>Lamp Wattage</u> | <u>Line Wattage</u> | <u>Est. kWh</u><br>** | <u>Fixture Charge</u> | <u>Maint. Charge</u> | <u>Energy Charge</u><br>*** | <u>Total Charge</u> |
|------------------------------------|-----------------|---------------------|---------------------|-----------------------|-----------------------|----------------------|-----------------------------|---------------------|
| 21800                              | Destin Combo PS | 250                 | 310                 | 106                   | \$57.85               | \$17.80              | \$2.63                      | \$78.28             |

**LED**

| <u>Nominal Delivered Lumen</u> | <u>Desc.</u>  | <u>Lamp Wattage</u> | <u>Line Wattage</u> | <u>Est. kWh</u><br>** | <u>Fixture Charge</u> | <u>Maint. Charge</u> | <u>Energy Charge</u><br>*** | <u>Total Charge</u> |
|--------------------------------|---------------|---------------------|---------------------|-----------------------|-----------------------|----------------------|-----------------------------|---------------------|
| 3776                           | Acorn         | 75                  | 75                  | 26                    | \$17.87               | \$9.23               | \$0.64                      | \$27.74             |
| 4440                           | Street Light  | 72                  | 72                  | 25                    | \$13.87               | \$4.75               | \$0.62                      | \$19.24             |
| 2820                           | Acorn A5      | 56                  | 56                  | 19                    | \$25.71               | \$7.95               | \$0.47                      | \$34.13             |
| 5100                           | Cobrahead S2  | 73                  | 73                  | 25                    | \$6.08                | \$3.97               | \$0.62                      | \$10.67             |
| 10200                          | Cobrahead S3  | 135                 | 135                 | 46                    | \$7.49                | \$4.57               | \$1.14                      | \$13.20             |
| 6320                           | ATB071 S2/S3  | 71                  | 71                  | 24                    | \$7.58                | \$5.16               | \$0.59                      | \$13.33             |
| 9200                           | ATB1 105 S3   | 105                 | 105                 | 36                    | \$11.08               | \$6.22               | \$0.89                      | \$18.19             |
| 23240                          | ATB2 280 S4   | 280                 | 280                 | 96                    | \$12.54               | \$7.24               | \$2.38                      | \$22.16             |
| 7200                           | E132 A3       | 132                 | 132                 | 45                    | \$27.75               | \$8.12               | \$1.11                      | \$36.98             |
| 9600                           | E157 SAW      | 157                 | 157                 | 54                    | \$18.78               | \$5.61               | \$1.33                      | \$25.72             |
| 7377                           | WP9 A2/S2     | 140                 | 140                 | 48                    | \$42.20               | \$13.98              | \$1.19                      | \$57.37             |
| 7614                           | Destin Single | 105                 | 105                 | 36                    | \$32.43               | \$15.56              | \$0.89                      | \$48.88             |
| 15228                          | Destin Double | 210                 | 210                 | 72                    | \$64.58               | \$30.89              | \$1.78                      | \$97.25             |

ISSUED BY: S. W. Connally, Jr.

Section No. VI  
Twenty-Eighth Revised Sheet No. 6.18  
Canceling Twenty-Seventh Revised Sheet No. 6.18



(Continued from Rate Schedule OS, Sheet No. 6.17)

**Mercury Vapor**  
(Not Available for New Installations)

| Initial Lamp Rating (Lumen) | Desc.       | Lamp Wattage | Line Wattage | Est. kWh<br>** | Fixture Charge | Maint. Charge | Energy Charge<br>*** | Total Charge |
|-----------------------------|-------------|--------------|--------------|----------------|----------------|---------------|----------------------|--------------|
| 7000*                       | Open Bottom | 175          | 195          | 67             | \$2.17         | \$1.34        | \$1.66               | \$5.17       |
| 3200*                       | Cobrahead   | 100          | 114          | 39             | \$4.01         | \$1.88        | \$0.98               | \$6.85       |
| 7000*                       | Cobrahead   | 175          | 195          | 67             | \$3.64         | \$1.75        | \$1.66               | \$7.05       |
| 9400*                       | Cobrahead   | 250          | 277          | 95             | \$4.79         | \$2.14        | \$2.35               | \$9.28       |
| 17000*                      | Cobrahead   | 400          | 442          | 152            | \$5.22         | \$2.23        | \$3.78               | \$11.21      |
| 48000*                      | Cobrahead   | 1000         | 1084         | 372            | \$10.48        | \$3.87        | \$9.20               | \$23.55      |
| 17000*                      | Directional | 400          | 474          | 163            | \$7.86         | \$2.97        | \$4.03               | \$14.86      |

- \* Not Available for New Installation.
- \*\* Estimated Monthly kWh = (Line Wattage x Annual Operating Hours)/(1000 x 12)
- \*\*\* Energy Charge = 2.477¢/kWh x Estimated Monthly kWh Usage

**ADDITIONAL FACILITIES CHARGES:**

The above rates apply to lighting installations made on the Company's existing overhead distribution system. Any special or additional facilities, which may be installed at the Company's option, will be billed in addition to the above rates.

- Charge for 13 ft. decorative concrete pole used only for decorative lights (Colonial, Acorn, or English Coach) \$17.48.
- Charge for 13 ft. decorative high gloss concrete pole used only for decorative lights. (Colonial, Acorn, or English Coach) \$15.83.
- Charge for 16 ft. decorative base aluminum pole with 6" Tenon used only for decorative lights (Destin Single or Double) \$12.54.
- Charge for 17 ft. decorative base aluminum pole used only for decorative lights (Colonial, Acorn, or English Coach) \$18.31.
- Charge for 20 ft. fiberglass pole used only for decorative lights (Colonial) \$6.48.
- Charge for 20 ft. (16 ft. mounting height) aluminum, round, tapered pole (Spun Tenon) \$5.71.
- Charge for 20 ft. (16 ft. mounting height) aluminum, round, tapered pole (Welded Tenon) \$19.43.
- Charge for 25 ft. (20 ft. mounting height) aluminum, round, tapered pole \$20.31.
- Charge for 30 ft. wood pole \$4.19.
- Charge for 30 ft. concrete pole \$8.79.
- Charge for 30 ft. fiberglass pole with concrete, anchor-based pedestal used primarily for the 100,000 Lumen Large Parking Lot fixture \$41.64.
- Charge for 30 ft. (25 ft. mounting height) aluminum, round, tapered pole \$22.53.
- Charge for 35 ft. concrete pole \$12.82.
- Charge for 35 ft. concrete pole (Tenon Top) \$17.69.

ISSUED BY: S. W. Connally, Jr.



Section No. VI  
Twenty-Fourth Revised Sheet No. 6.19  
Canceling Twenty-Third Revised Sheet No. 6.19



(Continued from Rate Schedule OS, Sheet No. 6.18)

**ADDITIONAL FACILITIES CHARGES (continued):**

- Charge for 35 ft. wood pole \$6.12.
- Charge for 35 ft. (30 ft. mounting height) aluminum, round, tapered pole \$25.22.
- Charge for 40 ft. wood pole \$7.51.
- Charge for 45 ft. concrete pole (Tenon Top) \$23.22.
- Charge for single arm for Shoebox/Small Parking Lot fixture \$2.43.
- Charge for double arm for Shoebox/Small Parking Lot fixture \$2.71.
- Charge for triple arm for Shoebox/Small Parking Lot fixture \$3.65.
- Charge for quadruple arm for Shoebox/Small Parking Lot fixture \$4.61.
- Charge for Tenon Top adapter for 100,000 Lumen Large Parking Lot fixture \$4.50.
- Charge for optional 100 amp relay \$25.16.
- Charge for 25 kVA transformer (non-coastal) for 46,000 Lumen Shoebox, 32,000 Lumen Small Parking Lot, or 100,000 Lumen Large Parking Lot fixture(s) \$34.82.
- Charge for 25 kVA transformer (coastal) for 46,000 Lumen Shoebox, 32,000 Lumen Small Parking Lot, or 100,000 Lumen Large Parking Lot fixture(s) \$49.62.

All other additional facilities shall be billed at 1.74% per month of the Company's cost. Such facilities may include, but are not limited to, additional overhead or underground wiring and special poles approved by the Company.

**VANDALISM (WILLFUL DAMAGE):**

The Customer will have the following three options on the second occurrence of vandalism (willful damage) to a Company fixture:

1. Pay (a) the total repair costs of the fixture or the original total installed cost of the fixture less any depreciation and salvage value plus the removal cost if the fixture cannot be repaired and (b) the total installed cost of a luminaire protective shield. If the fixture is not compatible with the shield, then the fixture will be replaced with either a compatible 100 watt or 250 watt cobrahead fixture,
2. Request that the damaged fixture be replaced with the same type of unshielded fixture. For this and any subsequent occurrence, the Customer will pay either (a) the total repair costs of the fixture or (b) the original total installed cost of the fixture less any depreciation and salvage value plus the removal cost if the fixture cannot be repaired, or
3. Discontinue the service to the fixture.


The Customer must notify the Company in writing of its selected option. The Customer may choose to pay the total installed cost of a luminaire protective shield after the first occurrence of vandalism (willful damage) to a Company fixture and save the costs incurred in 1(a) above.

**ISSUED BY:** S. W. Connally, Jr.





Section No. VI  
Twenty-Fifth Revised Sheet No. 6.20  
Canceling Twenty-Fourth Revised Sheet No. 6.20



(Continued from Rate Schedule OS, Sheet No. 6.19)

**MONTHLY RATES - CUSTOMER OWNED WITHOUT RELAMPING SERVICE AGREEMENT:**

Customer-owned street, roadway, and general area lighting fixtures which conform to the specifications of Company-owned fixtures may receive energy at the appropriate charges for each size light above. Customer-owned street, roadway, and general area lighting systems which do not conform to specifications of the Company-owned fixtures shall be charged the monthly rate of 2.477¢/kWh of the estimated kWh usage of each unit. Customer-owned equipment must be approved in advance as to accessibility to be eligible to receive service. The Customer will provide all pole(s), fixture(s), lamp(s), photoelectric control(s), and circuit(s) up to the point of connection to the Company's supply lines (point of service), and an adequate support for the Company-owned service conductors. The Company will provide an overhead service drop from its existing secondary conductors to the point of service designated by the Company for Customer-owned lights. Underground service conductors will be installed in lieu of the overhead conductors at the Customer's request, and upon payment by the Customer of the installed cost of the underground conductors after allowance for the cost of equivalent overhead service conductors and any trenching and backfilling provided by the Customer. The distribution system shall serve no other electrical loads except the lighting equipment eligible for this rate.

**MONTHLY RATES - CUSTOMER OWNED WITH RELAMPING SERVICE AGREEMENT:**

The monthly rates set forth below cover both the electric service (if unmetered) and the replacement of lamps and photoelectric controls upon routine failure. Lamps or photoelectric controls damaged or destroyed due to vandalism or willful abuse are not covered by the agreement and will only be replaced at the Customer's expense. Customer-owned equipment must be approved in advance as to compatibility with Company-owned lamps and photoelectric controls and accessibility to be eligible to receive service. The Customer will provide all pole(s), fixture(s), initial lamp(s) and photoelectric control(s), and circuit(s) up to the point of connection to the Company's supply lines (point of service), and an adequate support for the Company-owned service conductors. The Company will provide an overhead service drop from its existing secondary conductors to the point of service designated by the Company for Customer-owned lights. Underground service conductors will be installed in lieu of the overhead conductors at the Customer's request, and upon payment by the Customer of the installed cost of the underground conductors after allowance for the cost of equivalent overhead service conductors and any trenching and backfilling provided by the Customer. The distribution system shall serve no other electrical loads except the lighting equipment eligible for this rate. The Customer remains responsible for all maintenance other than the replacement of lamps and photoelectric controls.

**ISSUED BY: S.W. Connally, Jr.**



Section No. VI  
Twenty-Fifth Revised Sheet No. 6.21  
Canceling Twenty-Fourth Revised Sheet No. 6.21



(Continued from Rate Schedule OS, Sheet No. 6.20)

**MONTHLY RATES - CUSTOMER OWNED WITH RELAMPING SERVICE AGREEMENT:**

**High Pressure Sodium Vapor**

| <u>Initial Lamp Rating (Lumen)</u> | <u>Lamp Wattage</u> | <u>Line Wattage</u> | <u>Est. kWh</u><br>** | <u>Relamping Charge</u> | <u>Energy Charge</u><br>*** | <u>Total Charge</u> |
|------------------------------------|---------------------|---------------------|-----------------------|-------------------------|-----------------------------|---------------------|
| 8800                               | 100                 | 120                 | 41                    | \$0.69                  | \$1.01                      | \$1.70              |
| 6000                               | 150                 | 197                 | 68                    | \$0.68                  | \$1.68                      | \$2.36              |
| 20000*                             | 200                 | 233                 | 80                    | \$0.70                  | \$1.98                      | \$2.68              |
| 25000                              | 250                 | 292                 | 100                   | \$0.71                  | \$2.48                      | \$3.19              |
| 46000                              | 400                 | 477                 | 164                   | \$0.70                  | \$4.05                      | \$4.75              |
| 125000                             | 1000                | 1105                | 379                   | \$0.89                  | \$9.39                      | \$10.28             |

**Metal Halide**

| <u>Initial Lamp Rating (Lumen)</u> | <u>Lamp Wattage</u> | <u>Line Wattage</u> | <u>Est. kWh</u><br>** | <u>Relamping Charge</u> | <u>Energy Charge</u><br>*** | <u>Total Charge</u> |
|------------------------------------|---------------------|---------------------|-----------------------|-------------------------|-----------------------------|---------------------|
| 32000                              | 400                 | 476                 | 163                   | \$0.83                  | \$4.03                      | \$4.86              |

**LED**

| <u>Initial Lamp Rating (Lumen)</u> | <u>Lamp Wattage</u> | <u>Line Wattage</u> | <u>Est. kWh</u><br>** | <u>Relamping Charge</u> | <u>Energy Charge</u><br>*** | <u>Total Charge</u> |
|------------------------------------|---------------------|---------------------|-----------------------|-------------------------|-----------------------------|---------------------|
| 4440                               | 72                  | 72                  | 25                    | \$0.78                  | \$0.62                      | \$1.40              |

- \* Not Available for New Installation
- \*\* Estimated Monthly kWh = (Line Wattage x Annual Operating Hours)/(1000 x 12)
- \*\*\* Energy Charge = 2.477¢/kWh x Estimated Monthly kWh Usage

The Total Charge shown above is for an unmetered fixture. If the service is metered, there will be no Energy Charge billed under this rate.

**ADDITIONAL FACILITIES CHARGES FOR CUSTOMER OWNED:**

Any special or additional facilities, which may be installed at the Company's option, will be billed in addition to the above Customer-owned rates.

Charge for 35 ft. wood pole \$6.12.

All other additional facilities shall be billed at 1.74 percent per month of the Company's cost.

**ISSUED BY: S. W Connally, Jr.**



Section No. VI  
Twentieth Revised Sheet No. 6.23  
Canceling Nineteenth Revised Sheet No. 6.23



(Continued from Rate Schedule OS, Sheet No. 6.22)

**OS-III. OTHER OUTDOOR SERVICE (OL1)**

Other outdoor service for Customer-owned facilities with fixed wattage loads operating continuously throughout the billing period such as, but not limited to, traffic signals and cable television amplifiers shall be billed according to the monthly rate below:

4.669 cents per kWh for all kWh

The estimated annual kWh usage shall be determined by multiplying the annual operation hours times the maximum demand. The monthly kWh usage will be one-twelfth (1/12) of the estimated annual kWh usage. Maximum demand shall be the total number of kilowatts connected at any one time. At the option of the Company service rendered under this section may be metered and billed under the applicable General Service rate schedule. Minimum Monthly bill shall be \$1.00 per service connection.

**TERM OF CONTRACT (OS-VII, OS-III):**

Service under this Rate Schedule shall be for an initial period of not less than three (3) years and shall remain until terminated by notice to either party by the other. When additional facilities are required, the Company may require a contract for a longer initial period. There is no term of contract for rate OS-III.

**DEPOSIT (OS-VII, OS-III):**

A deposit amounting to not over one-half the billing for the initial contract period may be required before service is connected. The deposit may be applied to any final bills against the Customer for service.



Section No. VI  
Tenth Revised Sheet No. 6.42  
Canceling Ninth Revised Sheet No. 6.42

**RATE SCHEDULE GSTOU  
GENERAL SERVICE TIME-OF-USE CONSERVATION  
(OPTIONAL SCHEDULE)  
URSC: GSTOU**



**AVAILABILITY:**

Available on a first come - first serve basis subject to meter availability throughout the entire territory served by the Company.

**APPLICABILITY:**

Applicable as an option to Rate Schedule GSD for general service on an annual basis covering the entire electrical requirements of any Customer whose highest actual measured demand is not more than four hundred ninety-nine (499) kilowatts. Service to two or more premises shall not be combined nor shall service furnished hereunder be shared with or resold to others. All service shall be taken at the same voltage, from a single delivery point, and shall be measured by a single meter.

**CHARACTER OF SERVICE:**

The delivery voltage to the Customer shall be the voltage of the available secondary distribution lines of the Company for the locality in which service is to be rendered. Three phase service may be furnished at the request of the Customer subject to the Rules and Regulations of the Company which govern the extension of the three phase service.

**MONTHLY RATES:**

|                                  |                 |
|----------------------------------|-----------------|
| Base Charge:                     | \$45.10         |
| Energy Charges:                  |                 |
| Summer – June through September: |                 |
| On-Peak                          | 19.160¢ per kWh |
| Intermediate                     | 7.153¢ per kWh  |
| Off-Peak                         | 2.975¢ per kWh  |
| October through May:             |                 |
| All hours                        | 4.164¢ per kWh  |

**ISSUED BY: S. W. Connally, Jr.**



Section No. VI  
Sixth Revised Sheet No. 6.46  
Canceling Fifth Revised Sheet No. 6.46



(Continued from Rate Schedule GSDT, Sheet No. 6.45)

**MONTHLY RATES:**

Base Charge: \$45.10  
Demand Charge: \$3.32 per kW of maximum demand plus;  
\$3.75 per kW of on-peak demand  
  
Energy Charge: 1.793¢ per kWh

**CRITICAL PEAK OPTION** – Under this option, the Demand Charge shall be:

Demand Charge: \$3.32 per kW of maximum demand plus;  
\$1.88 per kW of on-peak demand plus,  
\$5.63 per kW of critical peak demand

**MINIMUM MONTHLY BILLS:**

In consideration of the readiness of the Company to furnish such service, no monthly bill will be rendered for less than the Base Charge plus the Demand Charge.

**DETERMINATION OF THE ON-PEAK PERIOD:**

The on-peak period for calendar months April through October is defined as being those hours between 12:00 p.m. and 9:00 p.m. Central Daylight Time/Central Standard Time, Monday through Friday.

The on-peak period for calendar months November through March is defined as being those hours between 6:00 a.m. and 10:00 a.m. and between 6:00 p.m. and 10:00 p.m. Central Standard Time/Central Daylight Time, Monday through Friday.

**ISSUED BY:** S. W. Connally, Jr.



Section No. VI  
Fifth Revised Sheet No. 6.48  
Canceling Fourth Revised Sheet No. 6.48



(Continued from Rate Schedule GSDT, Sheet No. 6.47)

**TRANSFORMER OWNERSHIP DISCOUNT AND PRIMARY METERING VOLTAGE  
DISCOUNTS:**

When the Company renders service under this Rate Schedule at the local primary distribution voltage and any transformers required are furnished by the Customer, the Monthly Rate will be subject to a discount of forty (40) cents per kW of the Customer's Maximum Demand as determined above, and an additional discount of one percent (1%) of the Energy Charge and one percent (1%) of the Demand Charge; however, such deduction shall not reduce the minimum monthly bill specified above.

**CRITICAL PEAK DEMAND NOTIFICATION**

A customer electing the critical peak option will be notified of a critical peak period one business day prior to the beginning of the critical peak period event. The Company is not responsible for a customer's failure to receive and act upon the critical peak period. If a customer does not receive these notifications, it is the customer's responsibility to inform the Company so the notifications may be supplied.

**TERM OF CONTRACT:**

- (1) Service under this Schedule shall be for a period of not less than one year and thereafter from year to year until terminated by three (3) months' written notice by either party to the other.
- (2) The initial selection of this optional rate schedule by a Rate Schedule GSD Customer may be terminated at any time by written or personal notice from the Customer. After such termination, any subsequent selection of this option by the same Customer for service at the same premises shall have a term of contract as specified in (1) above.

**ISSUED BY: S. W. Connally, Jr.**



Section No. VI  
Sixth Revised Sheet No. 6.49  
Canceling Fifth Revised Sheet No. 6.49

**RATE SCHEDULE LPT  
LARGE POWER SERVICE – TIME-OF-USE CONSERVATION  
(OPTIONAL SCHEDULE)  
URSC: GSLDT**



**AVAILABILITY:**

Available on a first come - first serve basis subject to meter availability throughout the entire territory served by the transmission system of the Company.

**APPLICABILITY:**

Applicable as an option to Rate Schedule LP for three phase general service on an annual basis covering the entire electrical requirements of any Customer. Service to two or more premises shall not be combined nor shall service furnished hereunder be shared with or resold to others. All service shall be taken at the same voltage, from a single delivery point, and shall be measured by a single meter. Customers taking service under Rate LPT may elect the critical peak option.

**CHARACTER OF SERVICE:**

The delivery voltage to the Customer shall be the voltage of the available secondary distribution lines of the Company for the locality in which service is to be rendered.

**MONTHLY RATES:**

|                |   |
|----------------|---|
| Base Charge:   | \$260.00  |
| Demand Charge: | \$2.64 per kW of maximum demand plus;<br>\$10.22 per kW of on-peak demand |
| Energy Charge: | 0.970¢ per kWh  |

**ISSUED BY: S. W. Connally, Jr.**



Section No. VI  
Fourth Revised Sheet No. 6.50  
Canceling Third Sheet No. 6.50



(Continued from Rate Schedule LPT, Sheet No. 6.49)

**CRITICAL PEAK OPTION** –Under this option, the Demand Charge shall be:

Demand Charge:           \$2.64 per kW of maximum demand plus;  
                                      \$5.11 per kW of on-peak demand plus,  
                                      \$15.32 per kW of critical peak demand

**MINIMUM MONTHLY BILLS:**

In consideration of the readiness of the Company to furnish such service, no monthly bill shall be rendered for less than the Base Charge plus the Demand Charge.

**DETERMINATION OF THE ON-PEAK PERIOD:**

The on-peak period for calendar months April through October is defined as being those hours between 12:00 p.m. and 9:00 p.m. Central Daylight Time/Central Standard Time, Monday through Friday.

The on-peak period for calendar months November through March is defined as being those hours between 6:00 a.m. and 10:00 a.m. and between 6:00 p.m. and 10:00 p.m. Central Standard Time/Central Daylight Time, Monday through Friday.

**DETERMINATION OF THE OFF-PEAK PERIOD:**

All hours not included above and all hours of the observed holidays of New Year's Day, Memorial Day, Independence Day, Labor Day, Thanksgiving, and Christmas are in the off-peak period.

**DETERMINATION OF CRITICAL PEAK PERIOD:**


A critical peak period may be designated at any time at the Company's discretion. The duration of any single critical peak period may range from 1 to 2 hours in length. The total number of hours designated as critical peak periods may not exceed 87 hours per year. The total number of critical peak periods may not exceed one per day, and may not exceed four per week. Conditions which may result in the designation of a critical peak period by the Company include, but are not limited to: (i) A temperature forecast for the Company's service area that is above 95°F or below 32°F; (ii) Real-Time-Prices that exceed certain thresholds; (iii) Projections of system peak loads that exceed certain thresholds.

**ISSUED BY:** S. W. Connally, Jr.





Section No. VI  
Fourth Revised Sheet No. 6.51  
Canceling Third Revised Sheet No. 6.51



(Continued from Rate Schedule LPT, Sheet No. 6.50)

**DETERMINATION OF BILLING DEMAND:**

- (a) Maximum Demand—The kilowatt (kW) billing demand for billing purposes shall be the Customer's maximum integrated 15 minute demand to the nearest kilowatt (kW) during each service month.
- (b) On-Peak Demand—The kilowatt (kW) billing demand for billing purposes shall be the Customer's maximum integrated 15 minute demand to the nearest kilowatt (kW) during each service month as measured during the hours designated as on-peak.
- (c) Critical Peak Demand – The kilowatt (kW) billing demand for billing purposes shall be the Customer's maximum integrated 15 minute demand to the nearest kilowatt (kW) during each service month as measured during the hours designated as critical peak.

**REACTIVE DEMAND CHARGE:**

The monthly bill calculated at the above rates may be increased in the amount of \$1.00 per kvar for all over 0.48432 kilovars per kilowatt (90% power factor). The kilovars to which this adjustment shall apply shall be the monthly maximum measured kilovar demand or may be calculated as the square root of the difference between the square of the maximum monthly measured kVA demand and the square of the maximum monthly measured kW demand.

**TRANSFORMER OWNERSHIP DISCOUNT AND PRIMARY METERING VOLTAGE DISCOUNTS:**

When the Company renders service under this Rate Schedule at the local primary distribution voltage and any transformers required are furnished by the Customer, the Monthly Rate will be subject to a discount of fifty-seven (57) cents per month per kilowatt (kW) of the Customer's highest billing demand as determined above, and an additional discount of one percent (1%) of the Energy Charge and one percent (1%) of the Demand Charge; however, such deduction shall not reduce the minimum monthly bill specified above.

ISSUED BY: S. W. Connally, Jr.



Section No. VI  
Fourth Revised Sheet No. 6.52  
Canceling Third Revised Sheet No. 6.52



(Continued from Rate Schedule LPT, Sheet No. 6.51)

**TRANSFORMER OWNERSHIP DISCOUNT AND TRANSMISSION METERING VOLTAGE DISCOUNTS:**

When the Company renders service under this Rate Schedule from an available transmission line of 46,000 volts or higher and the Customer furnishes, operates, and maintains the complete step-down transformer substation necessary to receive and use such service, the Monthly Rate will be subject to a discount of eighty-one (81) cents per month per kilowatt (kW) of the Customer's highest billing demand as determined above, and an additional discount of two percent (2%) of the Energy Charge and two percent (2%) of the Demand Charge; however, such deduction shall not reduce the minimum monthly bill specified above.

**DEPOSIT:**

A deposit amounting to twice the estimated average monthly bill may be required before service is connected at designated premises. The deposit may be applied to any final bills against the Customer for service.

**CRITICAL PEAK DEMAND NOTIFICATION**

A customer electing the critical peak option will be notified of a critical peak period one business day prior to the beginning of the critical peak period event. The Company is not responsible for a customer's failure to receive and act upon the critical peak period. If a customer does not receive these notifications, it is the customer's responsibility to inform the Company so the notifications may be supplied.

**TERM OF CONTRACT:**

(1) Service under this Schedule shall be for a period of not less than one year and thereafter from year to year until terminated by three (3) months' written notice by either party to the other.

(2) The initial selection of this rate schedule as an option by a Rate Schedule LP Customer may be terminated at any time by written or personal notice from the Customer. After such termination, any subsequent selection of this option by the same Customer for service at the same premises shall have a term of contract as specified in (1) above.

**ISSUED BY:** S. W. Connally, Jr.



Section No. VI  
Sixth Revised Sheet No. 6.53  
Canceling Fifth Revised Sheet No. 6.53

**RATE SCHEDULE PXT  
LARGE HIGH LOAD FACTOR POWER SERVICE  
TIME-OF-USE CONSERVATION  
(OPTIONAL SCHEDULE)**

URSC: GSLDT1



**AVAILABILITY:**

Available throughout the entire territory served by the transmission system of the Company.

**APPLICABILITY:**

Applicable as an option to Rate Schedule PX for three phase lighting and power service to any customer whose actual measured demand is not less than 7,500 kilowatts (kW), with an annual load factor of not less than seventy-five percent (75%). Service to two or more premises shall not be combined nor shall service furnished hereunder be shared with or resold to others. All service shall be taken at the same voltage and from a single delivery point, and shall be measured by a single meter.

**CHARACTER OF SERVICE:**

The delivery voltage to the Customer shall be the standard secondary voltage of the Company's transformers supplied from the transmission lines of the Company.

**MONTHLY RATES:**

|                |   |
|----------------|---|
| Base Charge:   | \$764.56  |
| Demand Charge: | \$0.93 per kW of maximum demand plus;<br>\$10.36 per kW of on-peak demand |
| Energy Charge: | On-Peak and Off-Peak Period: 0.410¢ per kWh                               |

**ISSUED BY: S. W. Connally, Jr.**



Section No. VI  
Sixth Revised Sheet No. 6.54  
Canceling Fifth Revised Sheet No. 6.54



(Continued from Rate Schedule PXT, Sheet No. 6.53)

**DETERMINATION OF THE ON-PEAK PERIOD:**

The on-peak period for calendar months April through October is defined as being those hours between 12:00 p.m. and 9:00 p.m. Central Daylight Time/Central Standard Time, Monday through Friday.

The on-peak period for calendar months November through March is defined as being those hours between 6:00 a.m. and 10:00 a.m. and between 6:00 p.m. and 10:00 p.m. Central Standard Time/Central Daylight Time, Monday through Friday.

**DETERMINATION OF THE OFF-PEAK PERIOD:**

All hours not included above and all hours of the observed holidays of New Year's Day, Memorial Day, Independence Day, Labor Day, Thanksgiving, and Christmas are in the off-peak period.

**MINIMUM MONTHLY BILLS:**

In the event the Customer's annual load factor for the current and preceding eleven months is less than 75% and in consideration of the readiness of the Company to furnish such service, the minimum monthly bill shall not be less than the Base Charge plus \$13.53 per kW of maximum billing demand.

**DETERMINATION OF BILLING DEMAND:**

- (a) Maximum Demand--The kilowatt (kW) billing demand for billing purposes shall be the maximum measured kw demand integrated over any fifteen minute interval during the current bill month but not less than 7500 kW.
- (b) On-Peak Demand--The kilowatt (kW) billing demand for billing purposes shall be the customer's maximum integrated 15 minute demand to the nearest kilowatt (kW) during each service month as measured during the hours designated as on-peak.

**REACTIVE DEMAND CHARGE:**

The monthly bill calculated at the above rates shall also be increased in the amount of \$1.00 per kvar for all over 0.48432 kilovars per kilowatt (90% power factor). The kilovars to which this adjustment shall apply shall be the monthly maximum measured kilovar demand or may be calculated as the square root of the difference between the square of the maximum monthly measured kVA demand and the square of the maximum monthly measured kW demand.

**ISSUED BY:** S. W. Connally, Jr.



Section No. VI  
Sixth Revised Sheet No. 6.59  
Canceling Fifth Revised Sheet No. 6.59



(Continued from Rate Schedule SBS, Sheet No. 6.58)

A Standby Service Customer will be billed for electric service in accordance with the following charges:

| <b>Contract Demand:</b>  | <u>100 to 499 kW</u> | <u>500 to 7,499 kW</u> | <u>Above 7,499 kW</u> |
|--|----------------------|------------------------|-----------------------|
| <b>Base Charge:</b>  | \$258.18             | \$258.18               | \$614.77              |
| <b>Demand Charge:</b>  |                      |                        |                       |
| Local Facilities Charge Per kW of BC and NC  | \$2.77               | \$2.44                 | \$1.08                |
| <b>On-Peak Demand Charge:</b>  |                      |                        |                       |
| Per kW of On-Peak kW up to NC  | \$3.81               | \$10.24                | \$10.47               |
| <b>Plus the greater of:</b>  |                      |                        |                       |
| Reservation Charge:<br>Per kW of BC or   | \$1.23               | \$1.23                 | \$1.26                |
| The Sum of the Daily On-Peak Standby Demand Charges:<br>Per kW per day of On-Peak kW in excess of NC | \$0.58               | \$0.58                 | \$0.59                |
| <b>Energy Charge Per kWh:</b>  | 3.599¢               | 3.599¢                 | 3.599¢                |

Customers with zero (0) NC will not be subject to the On-Peak Demand Charge.

ISSUED BY: S. W. Connally, Jr



Section No. VI  
Seventh Revised Sheet No. 6.76  
Canceling Sixth Revised Sheet No. 6.76



(Continued from Rate Schedule RSVP, Sheet No. 6.75)

If a Customer moves into a residence with existing Company-owned energy management equipment, the Customer will receive service under Rate Schedule RSVP. The Customer will be given the option of remaining on Rate Schedule RSVP or moving to Rate Schedule RS. If the Customer chooses Rate Schedule RS at that time, Company-owned energy management equipment will be removed free of charge.

**CHARACTER OF SERVICE:**

Available for single-phase service from local distribution lines of the Company's system at nominal secondary voltage of 120/240 volts. Service shall be metered through one metering device capable of measuring electrical energy consumption during the various times each energy demand charge is in effect.

**RATES:**

|  |                |
|--|----------------|
| Base Charge:                           | \$0.62 per day |
| Energy Demand Charge:                  |                |
| Low Cost Hours (P <sub>1</sub> ):      | 5.018¢ per kWh |
| Medium Cost Hours (P <sub>2</sub> ):   | 5.018¢ per kWh |
| High Cost Hours (P <sub>3</sub> ):     | 5.018¢ per kWh |
| Critical Cost Hours (P <sub>4</sub> ): | 5.018¢ per kWh |

**GULF POWER COMPANY**  
**OUTDOOR SERVICE - LIGHTING PRICING METHODOLOGY**  
**MONTHLY RATES - Rate Schedule OS (Part I/II)**  
**Form 4**

**SECTION A - LED FIXTURES**

|  |   |        |
|--|---|--------|
| <b>Total Unit Cost</b>   |   |        |
| Fixture Cost   |   | \$0.00 |
| Arm Cost   |   | \$0.00 |
| Bulb Cost  |   | \$0.00 |
| Photocell Cost   |   | \$0.00 |
|  | <b>SUBTOTAL</b>                                 | \$0.00 |
| 0.000 Man-hours to Install Fixture/Arm (If Applicable) @ \$53.28/Manhour   |   | \$0.00 |
|  | <b>SUBTOTAL</b>                                 | \$0.00 |
| 36.0% Engineering & Supervision Overheads  |   | \$0.00 |
|  | <b>UNIT COST TOTAL</b>                          | \$0.00 |
| <b>Fixture Charge</b>  |   |        |
| Fixed Charge = (15.235% x Unit Cost Total)/12 Months   |   | \$0.00 |
| Revenue Tax = Fixed Charge x 0.000721  |   | \$0.00 |
|  | <b>FIXTURE CHARGE</b>                           | \$0.00 |
| <b>Maintenance Charge</b>  |   |        |
| Average Annual Bulb Failure Rate : 0.0%  | Failure Rate = (Ann. Burn Hrs / Bulb Life)      |        |
| Bulb Life (in hours)   |   |        |
| Annual Burn hours  |   |        |
| Photocell Replacement = (Photocell Cost + Labor) x Photocell Failure Rate/12 Months  |   | \$0.00 |
| Photocell Life (in hours)  | Failure Rate = (Ann. Burn Hrs / Photocell Life) |        |
| Photocell Cost   | = 0   |        |
| Photocell Replacement Labor Hrs  |   |        |
| Driver Replacement = (Driver Cost + Labor) x Driver Failure Rate/12 Months   |   | \$0.00 |
| Driver Life (in hours)   | Failure Rate = (Ann. Burn Hrs / Driver Life)    |        |
| Driver Cost  | = 0   |        |
| Driver Replacement Labor Hrs   |   |        |
| Surge Protection Device (SPD) Replacement = (SPD Cost + Labor) x SPD Failure Rate/12 Months  |   | \$0.00 |
| SPD Life (in hours)  | Failure Rate = (Ann. Burn Hrs / SPD Life)       |        |
| SPD Cost   | = 0   |        |
| SPD Replacement Labor Hrs  |   |        |
| Luminaire Repair Cost =<br>[Man-hours to Remove of 0.36 @ \$53.28/Manhour + Unit Cost Total]<br>x 6.7% Annual Luminaire Failure Rate/12 Months |   | \$0.00 |
|  | <b>SUBTOTAL</b>                                 | \$0.00 |
| Revenue Tax = Subtotal x 0.000721  |   | \$0.00 |
|  | <b>MAINTENANCE CHARGE</b>                       | \$0.00 |
| <b>Energy Charge</b>   |   |        |
| Line Wattage x 4,120 Annual Operating Hours/(1,000 x 12) =<br>0 kWh @ \$0.02477/kWh  |   | \$0.00 |
|  | <b>ENERGY CHARGE</b>                            | \$0.00 |
| <b>PRICE SUMMARY</b>   |   |        |
| Fixture Charge   |   | \$0.00 |
| Maintenance Charge   |   | \$0.00 |
| Energy Charge  |   | \$0.00 |
|  | <b>TOTAL MONTHLY CHARGE PER FIXTURE</b>         | \$0.00 |

Section VII  
First Revised Sheet No. 7.13.1  
Canceling Original Sheet No. 7.13.1

Form 4 (Continued)

**SECTION A-1 - Non-LED FIXTURES**

|  |  |        |
|--|--|--------|
| <b>Total Unit Cost</b>   |  |        |
| Fixture Cost   |  | \$0.00 |
| Arm Cost   |  | \$0.00 |
| Bulb Cost  |  | \$0.00 |
| Photocell Cost   |  | \$0.00 |
|  | <b>SUBTOTAL</b>                            | \$0.00 |
| 0.00 Man-hours to Install Fixture/Arm (If Applicable) @ \$53.28/Manhour  |  | \$0.00 |
|  | <b>SUBTOTAL</b>                            | \$0.00 |
| 36.0% Engineering & Supervision Overheads  |  | \$0.00 |
|  | <b>UNIT COST TOTAL</b>                     | \$0.00 |
| <b>Fixture Charge</b>  |  |        |
| Fixed Charge = (15.235% x Unit Cost Total)/12 Months   |  | \$0.00 |
| Revenue Tax = Fixed Charge x 0.000721  |  | \$0.00 |
|  | <b>FIXTURE CHARGE</b>                      | \$0.00 |
| <b>Maintenance Charge</b>  |  |        |
| Average Annual Bulb Failure Rate :   | 0.0%                                       |        |
| Bulb Life (in hours)   | Failure Rate = (Ann. Burn Hrs / Bulb Life) |        |
| Annual Burn hours  |  |        |
| Spot Rebulb Cost = (Bulb Cost + Photocell Cost + \$29 Labor) x Bulb Failure Rate/12 Months   |  | \$0.00 |
| Luminaire Repair Cost =<br>[Man-hours to Remove of 0.36 @ \$53.28/Manhour + Unit Cost Total]<br>x 6.7% Annual Luminaire Failure Rate/12 Months |  | \$0.00 |
|  | <b>SUBTOTAL</b>                            | \$0.00 |
| Revenue Tax = Subtotal x 0.000721  |  | \$0.00 |
|  | <b>MAINTENANCE CHARGE</b>                  | \$0.00 |
| <b>Energy Charge</b>   |  |        |
| Line Wattage x 4,120 Annual Operating Hours/(1,000 x 12) =<br>0 kWh @ \$0.02477/kWh  |  | \$0.00 |
|  | <b>ENERGY CHARGE</b>                       | \$0.00 |
| <b>PRICE SUMMARY</b>   |  |        |
| Fixture Charge   |  | \$0.00 |
| Maintenance Charge   |  | \$0.00 |
| Energy Charge  |  | \$0.00 |
|  | <b>TOTAL MONTHLY CHARGE PER FIXTURE</b>    | \$0.00 |

ISSUED BY: S. W. Connally, Jr.

EFFECTIVE:



Section VII  
Eighth Revised Sheet No. 7.15  
Canceling Seventh Revised Sheet No. 7.15

Form 4 (Continued)

**SECTION C - RELAMPING SERVICE AGREEMENT**

|   |  |               |
|---|--|---------------|
| <b>Bulb and Photocell Cost</b>  |  |               |
| Bulb Cost   |  | \$0.00        |
| Photocell Cost  |  | \$0.00        |
| <b>BULB AND PHOTOCELL COST</b>  |  | <b>\$0.00</b> |
| <b>Relamping Charge</b>   |  |               |
| Average Annual Bulb Failure Rate :  | 0.0%                                       |               |
| Bulb Life (in hours)  | Failure Rate = (Ann. Burn Hrs / Bulb Life) |               |
| Annual Burn hours   |  |               |
| Spot Rebulb Cost =(Bulb Cost + Photocell Cost + \$29 Labor) x Bulb Failure Rate/12 Months |  | \$0.00        |
| <b>SUBTOTAL</b>   |  | <b>\$0.00</b> |
| Revenue Tax = Subtotal x 0.000721   |  | \$0.00        |
| <b>RELAMPING CHARGE</b>   |  | <b>\$0.00</b> |
| <b>Energy Charge</b>  |  |               |
| Line Wattage x 4,120 Annual Operating Hours/(1,000 x 12) =                                |  |               |
| 0 kWh @ \$0.02477/kWh   | <b>ENERGY CHARGE</b>                       | <b>\$0.00</b> |
| <b>PRICE SUMMARY</b>  |  |               |
| Relamping Charge  |  | \$0.00        |
| Energy Charge   |  | \$0.00        |
| <b>TOTAL MONTHLY CHARGE PER FIXTURE</b>   |  | <b>\$0.00</b> |

ISSUED BY: S. W. Connally, Jr.

EFFECTIVE:

GULF POWER COMPANY  
OPTIONAL RELAMPING SERVICE AGREEMENT  
CUSTOMER-OWNED STREET AND GENERAL AREA LIGHTING  
RATE SCHEDULE OS (PART I/II)

Form 19

Contract No. \_\_\_\_\_

Customer Name \_\_\_\_\_ Date \_\_\_\_\_

DBA \_\_\_\_\_ Telephone No. \_\_\_\_\_ Tax I. D. \_\_\_\_\_

Street Address (Subdivision, etc.) of Light(s) \_\_\_\_\_

Mailing Address \_\_\_\_\_

Driving Directions \_\_\_\_\_

Location of Light(s) \_\_\_\_\_

Meter No. \_\_\_\_\_ Account No. \_\_\_\_\_ JETS WO No. \_\_\_\_\_

**UNMETERED CUSTOMER-OWNED FIXTURES:**

High Pressure Sodium Vapor Lighting:

|   |          |
|---|----------|
| _____ 8,800 Lumen (100 Watts) Light(s) to be billed at a base rate of \$1.70 each per month     | \$ _____ |
| _____ 16,000 Lumen (150 Watts) Light(s) to be billed at a base rate of \$2.36 each per month    | \$ _____ |
| _____ 20,000 Lumen (200 Watts) Light(s) to be billed at a base rate of \$2.68 each per month    | \$ _____ |
| _____ 25,000 Lumen (250 Watts) Light(s) to be billed at a base rate of \$3.19 each per month    | \$ _____ |
| _____ 46,000 Lumen (400 Watts) Light(s) to be billed at a base rate of \$4.75 each per month    | \$ _____ |
| _____ 125,000 Lumen (1000 Watts) Light(s) to be billed at a base rate of \$10.28 each per month | \$ _____ |

Metal Halide Lighting:

|  |          |
|--|----------|
| _____ 32,000 Lumen (400 Watts) Light(s) to be billed at a base rate of \$4.86 each per month | \$ _____ |
|--|----------|

**METERED CUSTOMER-OWNED FIXTURES:**

High Pressure Sodium Vapor Lighting:

|  |          |
|--|----------|
| _____ 8,800 Lumen (100 Watts) Light(s) to be billed at a base rate of \$0.69 each per month    | \$ _____ |
| _____ 16,000 Lumen (150 Watts) Light(s) to be billed at a base rate of \$0.68 each per month   | \$ _____ |
| _____ 20,000 Lumen (200 Watts) Light(s) to be billed at a base rate of \$0.70 each per month   | \$ _____ |
| _____ 25,000 Lumen (250 Watts) Light(s) to be billed at a base rate of \$0.71 each per month   | \$ _____ |
| _____ 46,000 Lumen (400 Watts) Light(s) to be billed at a base rate of \$0.70 each per month   | \$ _____ |
| _____ 125,000 Lumen (1000 Watts) Light(s) to be billed at a base rate of \$0.89 each per month | \$ _____ |

Metal Halide Lighting:

|  |          |          |
|--|----------|----------|
| _____ 32,000 Lumen (400 Watts) Light(s) to be billed at a base rate of \$0.83 each per month | \$ _____ |          |
| Total Base Monthly Charge*   |          | \$ _____ |

\*Base monthly charge does not include Fuel Charge, Purchased Power Capacity Charge, Environmental Charge, Energy Conservation Charge, Natural Disaster Recovery Surcharge, applicable taxes, or fees.

The Applicant requests a relamping service agreement on the lamp(s) and photocell(s) for the fixtures described above and the necessary electric energy (if unmetered) for the operation thereof and hereby agrees to take and pay for the same in accordance with and subject to the Company's Rate Schedule "OS (PART I/II)" and Rules and Regulations for Electric Service on file in its office and on file with the Florida Public Service Commission or any changes therein as approved by the Florida Public Service Commission. This agreement and the monthly rates set forth above cover both the electric service (if unmetered) and the replacement of lamps and photoelectric controls upon routine failure. Lamps or photoelectric controls damaged or destroyed due to vandalism or willful abuse are not covered by this agreement and will only be replaced at the Applicant's expense. The Applicant remains responsible for all maintenance other than the replacement of lamps and photoelectric controls. The distribution system shall serve no other electrical loads except the lighting equipment described above.

ISSUED BY: S. W. Connally, Jr.

EFFECTIVE:

**GULF POWER COMPANY  
 CUSTOMER-OWNED LIGHTING AGREEMENT  
 (WITHOUT RELAMPING SERVICE PROVISIONS)  
 RATE SCHEDULE OS (PART I/II)**

Form 24

Contract No. \_\_\_\_\_

Customer Name \_\_\_\_\_ Date \_\_\_\_\_

DBA \_\_\_\_\_ Telephone No. \_\_\_\_\_ Tax I. D. \_\_\_\_\_

Street Address (Subdivision, etc.) of Light(s) \_\_\_\_\_

Billing Address \_\_\_\_\_

Driving Directions \_\_\_\_\_

No. of Light(s) \_\_\_\_\_ Location of Light(s) \_\_\_\_\_

Meter No. \_\_\_\_\_ Account No. \_\_\_\_\_

**JETS WO No. \_\_\_\_\_ CUSTOMER-OWNED FIXTURE(S):**

**High Pressure Sodium**

|   |          |
|---|----------|
| _____ 8800 Lumen (100 Watts) Light(s) to be billed at a base rate of \$1.01 each per month    | \$ _____ |
| _____ 25000 Lumen (250 Watts) Light(s) to be billed at a base rate of \$2.48 each per month   | \$ _____ |
| _____ 48000 Lumen (400 Watts) Light(s) to be billed at a base rate of \$4.05 each per month   | \$ _____ |
| _____ 125000 Lumen (1000 Watts) Light(s) to be billed at a base rate of \$9.39 each per month | \$ _____ |

**Metal Halide**

|  |          |
|--|----------|
| _____ 12000 Lumen (175 Watts) Light(s) to be billed at a base rate of \$1.78 each per month    | \$ _____ |
| _____ 13000 Lumen (150 Watts PS) Light(s) to be billed at a base rate of \$1.61 each per month | \$ _____ |
| _____ 32000 Lumen (400 Watts) Light(s) to be billed at a base rate of \$4.03 each per month    | \$ _____ |
| _____ 100000 Lumen (1000 Watts) Light(s) to be billed at a base rate of \$9.34 each per month  | \$ _____ |

All others to be billed as follows:

|   |          |
|---|----------|
| _____ Light(s) @ a base rate of \$ _____ * each per month (kWh for one light = _____) | \$ _____ |
| _____ Light(s) @ a base rate of \$ _____ * each per month (kWh for one light = _____) | \$ _____ |
| _____ Light(s) @ a base rate of \$ _____ * each per month kWh for one light = _____)  | \$ _____ |
| <b>Total Base Monthly Charge**</b>  |          |
|   | \$ _____ |

\* This base rate per light is calculated by taking the kWh for one light and multiplying by \$0.02477/kWh. Repeat this line for each different type of customer-owned light other than the 8800 Lumen, 12000 Lumen, 13000 Lumen, 25000 Lumen, 32000 Lumen, 46000 Lumen, 100000 Lumen, or 125000 Lumen lights shown above.

\*\* Base monthly charge does not include Fuel Charge, Purchased Power Capacity Charge, Environmental Charge, Energy Conservation Charge, Natural Disaster Recovery Surcharge, applicable taxes, or fees.

The Applicant requests the necessary electric energy for the operation thereof for the fixtures described above and hereby agrees to take and pay for the same in accordance with and subject to the Company's Rate Schedule "OS (PART I/II)" and Rules and Regulations for Electric Service on file in its office and on file with the Florida Public Service Commission or any changes therein as approved by the Florida Public Service Commission. This agreement and the monthly rates set forth above cover the electric service. The distribution system shall serve no other electrical loads except the lighting equipment described above.

ISSUED BY: S. W. Connally, Jr.

EFFECTIVE: