

AUSLEY & MCMULLEN

ATTORNEYS AND COUNSELORS AT LAW

123 SOUTH CALHOUN STREET
P.O. BOX 391 (ZIP 32302)
TALLAHASSEE, FLORIDA 32301
(850) 224-9115 FAX (850) 222-7560

REDACTED

March 17, 2014

HAND DELIVERED

RECEIVED-FPSC
14 MAR 17 PM 3:45
COMMISSION
CLERK

Ms. Carlotta Stauffer, Director
Office of Commission Clerk
Florida Public Service Commission
2540 Shumard Oak Boulevard
Tallahassee, Florida 32399-0850

Re: Fuel and Purchased Power Cost Recovery Clause
and Generating Performance Incentive Factor;
FPSC Docket No. 140001-EI

Dear Ms. Stauffer:

Enclosed for filing in the above-styled docket are the original and ten (10) copies of Tampa Electric Company's Forms 423-1, 423-1(a), 423-1(b), 423-2, 423-2(a), 423-2(b) and 423-2(c) for the month of January 2014. Portions of Forms 423-1(a), 423-2, 423-2(a) and 423-2(b) have been whited out to delete certain confidential proprietary business information which is the subject of a separate request for specified confidential treatment and motion for temporary protective order being simultaneously filed herewith.

Please acknowledge receipt and filing of the above by stamping the duplicate copy of this letter and returning same to this writer.

Thank you for your assistance in connection with this matter.

Sincerely,


Ashley M. Daniels

COM	_____
AFD	5
APA	1
ECO	1
ENG	1
GCL	1
IDM	1
TEL	1
CLK	1

AMD/ne
Enclosures


cc: All Parties of Record (w/o enc.)

MONTHLY REPORT OF COST AND QUALITY OF FUEL OIL FOR ELECTRIC PLANTS
ORIGIN, VOLUME, DELIVERED PRICE AND AS RECEIVED QUALITY

1. Reporting Month: January Year: 2014

2. Reporting Company: Tampa Electric Company

3. Name, Title & Telephone Number of Contact Person Concerning Data
Submitted on this Form: Paul Edwards Director Financial Reporting
(813) - 228 - 4891

4. Signature of Official Submitting Report: 
Paul Edwards, Director Financial Reporting

5. Date Completed: March 17, 2014

Line No. (a)	Plant Name (b)	Supplier Name (c)	Shipping Point (d)	Purchase Type (e)	Delivery Location (f)	Delivery Date (g)	Type Oil (h)	Sulfur Content % (i)	BTU Content (BTU/Gal) (j)	Volume (Bbls) (k)	Delivered Price (\$/Bbl) (l)
1.	Big Bend	RKA Petroleum Co.	Tampa	MTC	Big Bend	1/4/14	F02	*	*	356.10	\$131.79
2.	Big Bend	RKA Petroleum Co.	Tampa	MTC	Big Bend	1/5/14	F02	*	*	358.17	\$131.54
3.	Big Bend	RKA Petroleum Co.	Tampa	MTC	Big Bend	1/10/14	F02	*	*	355.81	\$131.03
4.	Big Bend	RKA Petroleum Co.	Tampa	MTC	Big Bend	1/14/14	F02	*	*	178.10	\$131.29
5.	Big Bend	RKA Petroleum Co.	Tampa	MTC	Big Bend	1/15/14	F02	*	*	355.95	\$130.99
6.	Big Bend	RKA Petroleum Co.	Tampa	MTC	Big Bend	1/16/14	F02	*	*	178.40	\$132.18

* No Analysis Taken
FPSC FORM 423-1 (2/87)

**** SPECIFIED CONFIDENTIAL ****


MONTHLY REPORT OF COST AND QUALITY OF FUEL OIL FOR ELECTRIC PLANTS
 DETAIL OF INVOICE AND TRANSPORTATION CHARGES

1. Reporting Month: January Year: 2014

2. Reporting Company: Tampa Electric Company

3. Name, Title & Telephone Number of Contact Person Concerning Data
 Submitted on this Form: Paul Edwards Director Financial Reporting
 (813) - 228 - 4891

4. Signature of Official Submitting Report:


 Paul Edwards, Director Financial Reporting

5. Date Completed: March 17, 2014


Line No. (a)	Plant Name (b)	Supplier Name (c)	Delivery Location (d)	Delivery Date (e)	Type Oil (f)	Volume (Bbls) (g)	Invoice Price (\$/Bbl) (h)	Invoice Amount \$ (i)	Discount \$ (j)	Net Amount \$ (k)	Net Price (\$/Bbl) (l)	Quality Adjust. (\$/Bbl) (m)	Effective Purchase Price (\$/Bbl) (n)	Transport to Terminal (\$/Bbl) (o)	Add'l Transport Charges (\$/Bbl) (p)	Other Charges (\$/Bbl) (q)	Delivered Price (\$/Bbl) (r)
1.	Big Bend	RKA Petroleum Co.	Big Bend	1/4/2014	F02	356.10									\$0.00	\$0.00	\$131.79
2.	Big Bend	RKA Petroleum Co.	Big Bend	1/5/2014	F02	358.17									\$0.00	\$0.00	\$131.54
3.	Big Bend	RKA Petroleum Co.	Big Bend	1/10/2014	F02	355.81									\$0.00	\$0.00	\$131.03
4.	Big Bend	RKA Petroleum Co.	Big Bend	1/14/2014	F02	178.10									\$0.00	\$0.00	\$131.29
5.	Big Bend	RKA Petroleum Co.	Big Bend	1/15/2014	F02	355.95									\$0.00	\$0.00	\$130.99
6.	Big Bend	RKA Petroleum Co.	Big Bend	1/16/2014	F02	178.40									\$0.00	\$0.00	\$132.18

* No analysis Taken
 FPSC FORM 423-1(a) (2/87)

MONTHLY REPORT OF COST AND QUALITY OF FUEL OIL FOR ELECTRIC PLANTS
REPORT OF ADJUSTMENTS TO PREVIOUS OIL DELIVERIES

1. Reporting Month: January Year: 2014
2. Reporting Company: Tampa Electric Company

3. Name, Title & Telephone Number of Contact Person Concerning Data
Submitted on this Form: Paul Edwards Director Financial Reporting
(813) - 228 - 4891

4. Signature of Official Submitting Report:  Paul Edwards, Director Financial Reporting

5. Date Completed: March 17, 2014

Line No. (a)	Month Reported (b)	Form Plant Name (c)	Supplier (d)	Original Line Number (e)	Old Volume (Bbls) (f)	Form No. (g)	Column Designator & Title (h)	Old Value (i)	New Value (j)	Delivered Price (\$/Bbls) (k)	Reason for Revision (l)
1.	None										

**MONTHLY REPORT OF COST AND QUALITY OF COAL FOR ELECTRIC PLANTS
ORIGIN, TONNAGE, DELIVERED PRICE AND AS RECEIVED QUALITY**

- | | |
|---|---|
| <p>1. Reporting Month: January Year: 2014</p> <p>2. Reporting Company: Tampa Electric Company</p> <p>3. Plant Name: United Bulk Terminal - Big Bend Station (1)</p> | <p>4. Name, Title & Telephone Number of Contact Person Concerning Data Submitted on this Form: Paul Edwards, Director Financial Reporting (813) 228 - 4891</p> <p>5. Signature of Official Submitting Form: 
Paul Edwards, Director Financial Reporting</p> <p>6. Date Completed: March 17, 2014</p> |
|---|---|

Line No. (a)	Supplier Name (b)	Mine Location (c)	Purchase Type (d)	Transport Mode (e)	Tons (f)	Effective Purchase Price (\$/Ton) (g)	Total Transport Charges (\$/Ton) (h)	Delivered Price Transfer Facility (\$/Ton) (i)	As Received Coal Quality			
									Sulfur Content % (j)	BTU Content (BTU/lb) (k)	Ash Content % (l)	Moisture Content % (m)
1.	Knight Hawk	8,IL,145	LTC	RB	48,879.01			\$52.70	2.94	11,177	8.54	13.10
2.	Armstrong Coal	10, KY, 183	LTC	RB	57,519.00			\$65.75	2.81	11,574	8.27	12.07
3.	Trafigura	10,KY, 225	S	RB	19,234.30			\$58.38	2.92	11,470	8.10	12.45
4.	Patriot	10,KY, 225	S	RB	5,734.10			\$65.12	2.61	12,459	9.68	7.44
5.	Knight Hawk	8,IL,145	LTC	RB	12,866.84			\$53.94	2.94	11,177	8.54	13.10
6.	Knight Hawk	8,IL,145	LTC	RB	4,580.57			\$55.95	2.94	11,177	8.54	13.10

(1) United Bulk Terminal Transfer facility is a central storage site for coal prior to its delivery to the power plant.
The coal from suppliers noted on this schedule is usually delivered to Big Bend Station but could ultimately be delivered to Polk Station.

MONTHLY REPORT OF COST AND QUALITY OF COAL FOR ELECTRIC PLANTS
DETAILED PURCHASED COAL INVOICE INFORMATION

- | | |
|--|---|
| 1. Reporting Month: January Year: 2014 | 4. Name, Title & Telephone Number of Contact Person Concerning Data Submitted on this Form: Paul Edwards, Director Financial Reporting (813) - 228 - 4891 |
| 2. Reporting Company: Tampa Electric Company | 5. Signature of Official Submitting Form: 
Paul Edwards, Director Financial Reporting |
| 3. Plant Name: United Bulk Terminal - Big Bend Station (1) | 6. Date Completed: March 17, 2014 |


Line No. (a)	Supplier Name (b)	Mine Location (c)	Purchase Type (d)	Tons (e)	F.O.B.(2) Mine Price (\$/Ton) (f)	Shorthaul & Loading Charges (\$/Ton) (g)	Original Invoice Price (\$/Ton) (h)	Retro-active Price Adjustments (\$/Ton) (i)	Base Price (\$/Ton) (j)	Quality Adjustments (\$/Ton) (k)	Effective Purchase Price (\$/Ton) (l)
1.	Knight Hawk	8,IL,145	LTC	48,879.01	N/A	\$0.00		\$0.00		\$1.71	
2.	Armstrong Coal	10, KY, 183	LTC	57,519.00	N/A	\$0.00		\$0.00		\$0.00	
3.	Trafigura	10,KY, 225	S	19,234.30	N/A	\$0.00		\$0.00		(\$0.11)	
4.	Patriot	10,KY, 225	S	5,734.10	N/A	\$0.00		\$0.00		(\$0.16)	
5.	Knight Hawk	8,IL,145	LTC	12,866.84	N/A	\$0.00		\$0.00		\$0.00	
6.	Knight Hawk	8,IL,145	LTC	4,580.57	N/A	\$0.00		\$0.00		\$1.71	

(1) United Bulk Terminal Transfer facility is a central storage site for coal prior to its delivery to the power plant.
The coal from suppliers noted on this schedule is usually delivered to Big Bend Station but could ultimately be delivered to Polk Station.

(2) Tampa Electric purchases coal F.O.B. shipping point or F.O.B. destination.

MONTHLY REPORT OF COST AND QUALITY OF COAL FOR ELECTRIC PLANTS
 DETAIL OF TRANSPORTATION CHARGES

- 1. Reporting Month: January Year: 2014
- 2. Reporting Company: Tampa Electric Company
- 3. Plant Name: United Bulk Terminal - Big Bend Station (1)

- 4. Name, Title & Telephone Number of Contact Person Concerning Data Submitted on this Form: Paul Edwards, Director Financial Reporting (813) 228 - 4891
- 5. Signature of Official Submitting Form:  Paul Edwards, Director Financial Reporting
- 6. Date Completed: March 17, 2014

Line No. (a)	Supplier Name (b)	Mine Location (c)	Shipping Point (d)	Transport Mode (e)	Tons (f)	(2) Effective Purchase Price (\$/Ton) (g)	Add'l Shorthaul & Loading Charges (\$/Ton) (h)	Rail Charges			Waterborne Charges			Total Transportation Charges (\$/Ton) (p)	Delivered Price Transfer Facility (\$/Ton) (q)
								Rail Rate (\$/Ton) (i)	Other Rail Charges (\$/Ton) (j)	River Barge Rate (\$/Ton) (k)	Trans-loading Rate (\$/Ton) (l)	Ocean Barge Rate (\$/Ton) (m)	Other Water Charges (\$/Ton) (n)		
1.	Knight Hawk	8,IL,145	Jackson & Perry Cnty., IL	RB	48,879.01		\$0.00	\$0.00							\$52.70
2.	Armstrong Coal	10, KY, 183	Ohio Cnty., KY	RB	57,519.00		\$0.00	\$0.00							\$65.75
3.	Trafigura	10,KY, 225	Union Cnty., KY	RB	19,234.30		\$0.00	\$0.00							\$58.38
4.	Patriot	10,KY, 225	Union Cnty., KY	RB	5,734.10		\$0.00	\$0.00							\$65.12
5.	Knight Hawk	8,IL,145	Jackson & Perry Cnty., IL	RB	12,866.84		\$0.00	\$0.00							\$53.94
6.	Knight Hawk	8,IL,145	Jackson & Perry Cnty., IL	RB	4,580.57		\$0.00	\$0.00							\$55.95

(1) United Bulk Terminal Transfer facility is a central storage site for coal prior to its delivery to the power plant. The coal from suppliers noted on this schedule is usually delivered to Big Bend Station but could ultimately be delivered to Polk Station.

(2) Tampa Electric purchases coal F.O.B. shipping point or F.O.B. destination.

MONTHLY REPORT OF COST AND QUALITY OF COAL FOR ELECTRIC PLANTS
ORIGIN, TONNAGE, DELIVERED PRICE AND AS RECEIVED QUALITY

- | | |
|--|---|
| 1. Reporting Month: January Year: 2014 | 4. Name, Title & Telephone Number of Contact Person Concerning Data
Submitted on this Form: Paul Edwards, Director Financial Reporting
(813) 228 - 4891 |
| 2. Reporting Company: Tampa Electric Company | 5. Signature of Official Submitting Form: 
Paul Edwards, Director Financial Reporting |
| 3. Plant Name: Big Bend Station (1) | 6. Date Completed: March 17, 2014 |

Line No. (a)	Supplier Name (b)	Mine Location (c)	Purchase Type (d)	Transport Mode (e)	Tons (f)	Effective Purchase Price (\$/Ton) (g)	Total Transport Charges (\$/Ton) (h)	FOB Plant Price (\$/Ton) (i)	As Received Coal Quality			
									Sulfur Content % (j)	BTU Content (BTU/lb) (k)	Ash Content % (l)	Moisture Content % (m)
1.	Transfer Facility - Big Bend	N/A	N/A	OB	275,408.00			\$77.38	2.82	11,181	8.36	14.32
2.	Transfer Facility - Polk (Valero)	N/A	N/A	OB	44,220.00			\$70.87	4.87	14,381	0.30	6.13
3.	Alliance Coal	10,KY,107	LTC	UR	125,063.00			\$83.02	3.18	12,479	7.12	8.62
4.	Alliance Coal	10,KY,107	LTC	UR	12,870.70			\$83.02	3.05	12,153	7.71	9.83
5.	Sunrise	8,IN,153	S	UR	35,436.63			\$76.23	2.78	11,612	7.27	13.72

(1) This page includes all coal delivered to Big Bend for use at Big Bend or Polk.
Effective with the January 2008 filing.


MONTHLY REPORT OF COST AND QUALITY OF COAL FOR ELECTRIC PLANTS
 DETAILED PURCHASED COAL INVOICE INFORMATION

- | | |
|--|---|
| <p>1. Reporting Month: January Year: 2014</p> <p>2. Reporting Company: Tampa Electric Company</p> <p>3. Plant Name: Big Bend Station (1)</p> | <p>4. Name, Title & Telephone Number of Contact Person Concerning Data Submitted on this Form: Paul Edwards, Director Financial Reporting (813) - 228 - 4891</p> <p>5. Signature of Official Submitting Form:  Paul Edwards, Director Financial Reporting</p> <p>6. Date Completed: March 17, 2014</p> |
|--|---|

Line No. (a)	Supplier Name (b)	Mine Location (c)	Purchase Type (d)	Tons (e)	F.O.B.(2) Mine Price (\$/Ton) (f)	Shorthaul & Loading Charges (\$/Ton) (g)	Original Invoice Price (\$/Ton) (h)	Retro-active Price Adjustments (\$/Ton) (i)	Base Price (\$/Ton) (j)	Quality Adjustments (\$/Ton) (k)	Effective Purchase Price (\$/Ton) (l)
1.	Transfer Facility - Big Bend	N/A	N/A	275,408.00	N/A	\$0.00		\$0.00		\$0.00	
2.	Transfer Facility - Polk (Valero)	N/A	N/A	44,220.00	N/A	\$0.00		\$0.00		\$0.00	
3.	Alliance Coal	10,KY,107	LTC	125,063.00	N/A	\$0.00		\$0.00		\$0.00	
4.	Alliance Coal	10,KY,107	LTC	12,870.70	N/A	\$0.00		\$0.00		\$0.00	
5.	Sunrise	8,IN,153	S	35,436.63	N/A	\$0.00		\$0.00		\$1.21	

MONTHLY REPORT OF COST AND QUALITY OF COAL FOR ELECTRIC PLANTS
DETAIL OF TRANSPORTATION CHARGES


- 1. Reporting Month: January Year: 2014
- 2. Reporting Company: Tampa Electric Company
- 3. Plant Name: Big Bend Station (1)

- 4. Name, Title & Telephone Number of Contact Person Concerning Data Submitted on this Form: Paul Edwards, Director Financial Reporting (813) 228 - 4891
- 5. Signature of Official Submitting Form: 
Paul Edwards, Director Financial Reporting
- 6. Date Completed: March 17, 2014

Line No. (a)	Supplier Name (b)	Mine Location (c)	Shipping Point (d)	Transport Mode (e)	Tons (f)	(2) Effective Purchase Price (\$/Ton) (g)	Add'l Shorthaul & Loading Charges (\$/Ton) (h)	Rail Charges			Waterborne Charges			Total Transportation Charges (\$/Ton) (p)	FOB Plant Price (\$/Ton) (q)
								Rail Rate (\$/Ton) (i)	Other Rail Charges (\$/Ton) (j)	River Barge Rate (\$/Ton) (k)	Trans-loading Rate (\$/Ton) (l)	Ocean Barge Rate (\$/Ton) (m)	Other Water Charges (\$/Ton) (n)		
1.	Transfer Facility - Big Bend	N/A	Davant, La.	OB	275,408.00		\$0.00	\$0.00							\$77.38
2.	Transfer Facility - Polk (Valero)	N/A	Davant, La.	OB	44,220.00		\$0.00	\$0.00							\$70.87
3.	Alliance Coal	10,KY,107	Hopkins Cnty., KY	UR	125,063.00		\$0.00	\$0.00							\$83.02
4.	Alliance Coal	10,KY,107	Hopkins Cnty., KY	UR	12,870.70		\$0.00	\$0.00							\$83.02
5.	Sunrise	8,IN,153	Sullivan Cnty., IN	UR	35,436.63		\$0.00	\$0.00							\$76.23

(1) The Ocean Barge Rate (\$/Ton) reported in column (m) includes terminal charges incurred at TECO Bulk Terminal and ocean shipping charges.

MONTHLY REPORT OF COST AND QUALITY OF COAL FOR ELECTRIC PLANTS
ORIGIN, TONNAGE, DELIVERED PRICE AND AS RECEIVED QUALITY

- | | |
|--|---|
| 1. Reporting Month: January Year: 2014 | 4. Name, Title & Telephone Number of Contact Person Concerning Data
Submitted on this Form: Paul Edwards, Director Financial Reporting
(813) 228 - 4891 |
| 2. Reporting Company: Tampa Electric Company | 5. Signature of Official Submitting Form: 
Paul Edwards, Director Financial Reporting |
| 3. Plant Name: United Bulk Terminal Transfer Facility - Polk Station (1) | 6. Date Completed: March 17, 2014 |

Line No. (a)	Supplier Name (b)	Mine Location (c)	Purchase Type (d)	Transport Mode (e)	Tons (f)	Effective Purchase Price (\$/Ton) (g)	Total Transport Charges (\$/Ton) (h)	Delivered Price Transfer Facility (\$/Ton) (i)	As Received Coal Quality			
									Sulfur Content % (j)	BTU Content (BTU/lb) (k)	Ash Content % (l)	Moisture Content % (m)
1.	Valero	N/A	LTC	RB	27,589.88			\$56.14	4.87	14,381	0.30	6.13

(1) United Bulk Terminal Transfer facility is a central storage site for coal prior to its delivery to the power plant.
The coal from suppliers noted on this schedule is usually delivered to Big Bend Station but could ultimately be delivered to Polk Station.

MONTHLY REPORT OF COST AND QUALITY OF COAL FOR ELECTRIC PLANTS
 DETAILED PURCHASED COAL INVOICE INFORMATION

1. Reporting Month: January Year: 2014
 2. Reporting Company: Tampa Electric Company
 3. Plant Name: United Bulk Terminal Transfer Facility - Polk Station (1)
 4. Name, Title & Telephone Number of Contact Person Concerning Data Submitted on this Form: Paul Edwards, Director Financial Reporting (813) - 228 - 4891
 5. Signature of Official Submitting Form: 
 Paul Edwards, Director Financial Reporting
 6. Date Completed: March 17, 2014


Line No. (a)	Supplier Name (b)	Mine Location (c)	Purchase Type (d)	Tons (e)	F.O.B. (2) Mine Price (\$/Ton) (f)	Shorthaul & Loading Charges (\$/Ton) (g)	Original Invoice Price (\$/Ton) (h)	Retro-active Price Adjustments (\$/Ton) (i)	Base Price (\$/Ton) (j)	Quality Adjustments (\$/Ton) (k)	Effective Purchase Price (\$/Ton) (l)
1.	Valero	N/A	LTC	27,589.88	N/A	\$0.00		(\$0.28)		\$1.03	

(1) United Bulk Terminal Transfer facility is a central storage site for coal prior to its delivery to the power plant.
 The coal from suppliers noted on this schedule is usually delivered to Big Bend Station but could ultimately be delivered to Polk Station.

(2) Tampa Electric purchases coal F.O.B. shipping point or F.O.B. destination.

MONTHLY REPORT OF COST AND QUALITY OF COAL FOR ELECTRIC PLANTS
 DETAIL OF TRANSPORTATION CHARGES

- 1. Reporting Month: January Year: 2014
- 2. Reporting Company: Tampa Electric Company
- 3. Plant Name: United Bulk Terminal Transfer Facility - Polk Station (1)

- 4. Name, Title & Telephone Number of Contact Person Concerning Data Submitted on this Form: Paul Edwards, Director Financial Reporting (813) 228 - 4891
- 5. Signature of Official Submitting Form: 
Paul Edwards, Director Financial Reporting
- 6. Date Completed: March 17, 2014

Line No. (a)	Supplier Name (b)	Mine Location (c)	Shipping Point (d)	Transport Mode (e)	Tons (f)	(2) Effective Purchase Price (\$/Ton) (g)	Add'l Shorthaul & Loading Charges (\$/Ton) (h)	Rail Charges			Waterborne Charges			Total Transportation Charges (\$/Ton) (p)	Delivered Price Transfer Facility (\$/Ton) (q)
								Rail Rate (\$/Ton) (i)	Other Rail Charges (\$/Ton) (j)	River Barge Rate (\$/Ton) (k)	Trans-loading Rate (\$/Ton) (l)	Ocean Barge Rate (\$/Ton) (m)	Other Water Charges (\$/Ton) (n)		
1.	Valero	N/A	N/A	RB	27,589.88		\$0.00	\$0.00							\$56.14

(1) United Bulk Terminal Transfer facility is a central storage site for coal prior to its delivery to the power plant. The coal from suppliers noted on this schedule is usually delivered to Big Bend Station but could ultimately be delivered to Polk Station.

MONTHLY REPORT OF COST AND QUALITY OF COAL FOR ELECTRIC PLANTS
ORIGIN, TONNAGE, DELIVERED PRICE AND AS RECEIVED QUALITY

1. Reporting Month: January Year: 2014

2. Reporting Company: Tampa Electric Company

3. Plant Name: Polk Station (1)

4. Name, Title & Telephone Number of Contact Person Concerning Data
Submitted on this Form: Paul Edwards, Director Financial Reporting
(813) 228 - 4891

5. Signature of Official Submitting Form: 
Paul Edwards, Director Financial Reporting

6. Date Completed: March 17, 2014

Line No. (a)	Supplier Name (b)	Mine Location (c)	Purchase Type (d)	Transport Mode (e)	Tons (f)	Effective Purchase Price (\$/Ton) (g)	Total Transport Charges (\$/Ton) (h)	FOB Plant Price (\$/Ton) (i)	As Received Coal Quality			
									Sulfur Content % (j)	BTU Content (BTU/lb) (k)	Ash Content % (l)	Moisture Content % (m)
1.	Transfer facility	N/A	N/A	TR	52,058.77			\$5.01				

(1) This page includes coal received at Big Bend and subsequently trucked to Polk.
Effective with the January 2008 filing.


MONTHLY REPORT OF COST AND QUALITY OF COAL FOR ELECTRIC PLANTS
 DETAILED PURCHASED COAL INVOICE INFORMATION

- | | |
|--|---|
| <p>1. Reporting Month: January Year: 2014</p> <p>2. Reporting Company: Tampa Electric Company</p> <p>3. Plant Name: Polk Station (1)</p> | <p>4. Name, Title & Telephone Number of Contact Person Concerning Data
 Submitted on this Form: Paul Edwards, Director Financial Reporting
 (813) - 228 - 4891</p> <p>5. Signature of Official Submitting Form: <u></u>
 Paul Edwards, Director Financial Reporting</p> <p>6. Date Completed: March 17, 2014</p> |
|--|---|

Line No. (a)	Supplier Name (b)	Mine Location (c)	Purchase Type (d)	Tons (e)	F.O.B.(2) Mine Price (\$/Ton) (f)	Shorthaul & Loading Charges (\$/Ton) (g)	Original Invoice Price (\$/Ton) (h)	Retro-active Price Adjustments (\$/Ton) (i)	Base Price (\$/Ton) (j)	Quality Adjustments (\$/Ton) (k)	Effective Purchase Price (\$/Ton) (l)
1.	Transfer facility	N/A	N/A	52,058.77	N/A	\$0.00		\$0.00		\$0.00	

MONTHLY REPORT OF COST AND QUALITY OF COAL FOR ELECTRIC PLANTS
 DETAIL OF TRANSPORTATION CHARGES

1. Reporting Month: January Year: 2014
 2. Reporting Company: Tampa Electric Company
 3. Plant Name: Polk Station (1)

4. Name, Title & Telephone Number of Contact Person Concerning Data Submitted on this Form: Paul Edwards, Director Financial Reporting (813) 228 - 4891
 5. Signature of Official Submitting Form:  Paul Edwards, Director Financial Reporting
 6. Date Completed: March 17, 2014

Line No. (a)	Supplier Name (b)	Mine Location (c)	Shipping Point (d)	Transport Mode (e)	Tons (f)	(2) Effective Purchase Price (\$/Ton) (g)	Add'l Shorthaul & Loading Charges (\$/Ton) (h)	Rail Charges			Waterborne Charges			Other Related Charges (\$/Ton) (o)	Total Transportation Charges (\$/Ton) (p)	FOB Plant Price (\$/Ton) (q)
								Rail Rate (\$/Ton) (i)	Other Rail Charges (\$/Ton) (j)	River Barge Rate (\$/Ton) (k)	Trans-loading Rate (\$/Ton) (l)	Ocean Barge Rate (\$/Ton) (m)	Other Water Charges (\$/Ton) (n)			
1.	Transfer facility	N/A	N/A	TR	52,058.77		\$0.00	\$0.00								\$5.01

(1) Col (a) Other Related Charges includes the cost of trucking.

MONTHLY REPORT OF COST AND QUALITY OF COAL FOR ELECTRIC PLANTS
 REPORT OF ADJUSTMENTS TO PREVIOUS COAL DELIVERED

1. Reporting Month: January Year: 2014
 2. Reporting Company: Tampa Electric Company

3. Name, Title & Telephone Number of Contact Person Concerning Data
 Submitted on this Form: Paul Edwards Director Financial Reporting
 (813) 228 - 4891

4. Signature of Official Submitting Report: 
 Paul Edwards, Director Financial Reporting

6. Date Completed: March 17, 2014

Line No. (a)	Month Reported (b)	Plant Name (c)	Generating Plant (d)	Supplier (e)	Line Number (f)	Volume Tons (g)	Form No. (h)	Column Designator & Title (i)	Old Value (j)	New Value (k)	Facility (\$/Ton) (l)	Reason for Revision (m)
1.	None.											