

# AUSLEY McMULLEN

ATTORNEYS AND COUNSELORS AT LAW

123 SOUTH CALHOUN STREET  
P.O. BOX 391 (ZIP 32302)  
TALLAHASSEE, FLORIDA 32301  
(850) 224-9115 FAX (850) 222-7560

September 15, 2014

HAND DELIVERED

Ms. Carlotta Stauffer, Director  
Office of Commission Clerk  
Florida Public Service Commission  
2540 Shumard Oak Boulevard  
Tallahassee, Florida 32399-0850

**REDACTED**

RECEIVED - FPSC  
14 SEP 15 PM 4:32  
COMMISSION  
CLERK

Re: Fuel and Purchased Power Cost Recovery Clause  
and Generating Performance Incentive Factor;  
FPSC Docket No. 140001-EI

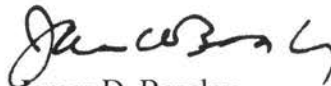
Dear Ms. Stauffer:

Enclosed for filing in the above-styled docket are the original and ten (10) copies of Tampa Electric Company's Forms 423-1, 423-1(a), 423-1(b), 423-2, 423-2(a), 423-2(b) and 423-2(c) for the month of July 2014. Portions of Forms 423-1(a), 423-2, 423-2(a) and 423-2(b) have been whited out to delete certain confidential proprietary business information which is the subject of a separate request for specified confidential treatment and motion for temporary protective order being simultaneously filed herewith.

Please acknowledge receipt and filing of the above by stamping the duplicate copy of this letter and returning same to this writer.

Thank you for your assistance in connection with this matter.

Sincerely,

  
James D. Beasley

COM	_____
AFD	4
APA	1
ECO	2
ENG	1
GCL	1
IDM	1
TEL	_____
CLK	_____

JDB/ne  
Enclosures

cc: All Parties of Record (w/o enc.)

MONTHLY REPORT OF COST AND QUALITY OF FUEL OIL FOR ELECTRIC PLANTS  
ORIGIN, VOLUME, DELIVERED PRICE AND AS RECEIVED QUALITY

1. Reporting Month: July Year: 2014

2. Reporting Company: Tampa Electric Company

3. Name, Title & Telephone Number of Contact Person Concerning Data Submitted on this Form: Paul Edwards Director Financial Reporting (813) - 228 - 4891

4. Signature of Official Submitting Report: 

Paul Edwards, Director Financial Reporting

5. Date Completed: September 15, 2014

Line No. (a)	Plant Name (b)	Supplier Name (c)	Shipping Point (d)	Purchase Type (e)	Delivery Location (f)	Delivery Date (g)	Type Oil (h)	Sulfur Content % (i)	BTU Content (BTU/Gal) (j)	Volume (Bbls) (k)	Delivered Price (\$/Bbl) (l)
1.	Big Bend	RKA Petroleum Co.	Tampa	MTC	Big Bend	7/8/14	F02	*	*	881.17	\$138.85
2.	Big Bend	RKA Petroleum Co.	Tampa	MTC	Big Bend	7/9/14	F02	*	*	881.45	\$138.85
3.	Big Bend	RKA Petroleum Co.	Tampa	MTC	Big Bend	7/10/14	F02	*	*	704.00	\$138.85
4.	Big Bend	RKA Petroleum Co.	Tampa	MTC	Big Bend	7/11/14	F02	*	*	1,056.50	\$138.85
5.	Big Bend	RKA Petroleum Co.	Tampa	MTC	Big Bend	7/12/14	F02	*	*	879.62	\$138.85
6.	Big Bend	RKA Petroleum Co.	Tampa	MTC	Big Bend	7/13/14	F02	*	*	1,055.74	\$138.85
7.	Big Bend	RKA Petroleum Co.	Tampa	MTC	Big Bend	7/15/14	F02	*	*	704.26	\$137.17
8.	Big Bend	RKA Petroleum Co.	Tampa	MTC	Big Bend	7/16/14	F02	*	*	704.26	\$137.17
9.	Big Bend	RKA Petroleum Co.	Tampa	MTC	Big Bend	7/17/14	F02	*	*	1,936.95	\$137.17

\* No Analysis Taken  
FPSC FORM 423-1 (2/87)

MONTHLY REPORT OF COST AND QUALITY OF FUEL OIL FOR ELECTRIC PLANTS  
ORIGIN, VOLUME, DELIVERED PRICE AND AS RECEIVED QUALITY

1. Reporting Month: July Year: 2014

2. Reporting Company: Tampa Electric Company

3. Name, Title & Telephone Number of Contact Person Concerning Data  
Submitted on this Form: Paul Edwards Director Financial Reporting  
(813) - 228 - 4891

4. Signature of Official Submitting Report:

  
Paul Edwards, Director Financial Reporting

5. Date Completed: September 15, 2014

Line No. (a)	Plant Name (b)	Supplier Name (c)	Shipping Point (d)	Purchase Type (e)	Delivery Location (f)	Delivery Date (g)	Type Oil (h)	Sulfur Content % (i)	BTU Content (BTU/Gal) (j)	Volume (Bbls) (k)	Delivered Price (\$/Bbl) (l)
10.	Big Bend	RKA Petroleum Co.	Tampa	MTC	Big Bend	7/18/14	F02	*	*	533.31	\$137.17
11.	Big Bend	RKA Petroleum Co.	Tampa	MTC	Big Bend	7/19/14	F02	*	*	881.36	\$137.17
12.	Big Bend	RKA Petroleum Co.	Tampa	MTC	Big Bend	7/20/14	F02	*	*	528.60	\$137.17
13.	Big Bend	RKA Petroleum Co.	Tampa	MTC	Big Bend	7/28/14	F02	*	*	703.88	\$138.01
14.	Big Bend	RKA Petroleum Co.	Tampa	MTC	Big Bend	7/29/14	F02	*	*	1,055.40	\$138.01
15.	Big Bend	RKA Petroleum Co.	Tampa	MTC	Big Bend	7/30/14	F02	*	*	878.57	\$138.01
16.	Big Bend	RKA Petroleum Co.	Tampa	MTC	Big Bend	7/31/14	F02	*	*	878.43	\$138.01

\* No Analysis Taken  
FPSC FORM 423-1 (2/87)

**\*\*SPECIFIED CONFIDENTIAL\*\***

FPSC Form 423-1(a)

Page 1 of 2

MONTHLY REPORT OF COST AND QUALITY OF FUEL OIL FOR ELECTRIC PLANTS  
DETAIL OF INVOICE AND TRANSPORTATION CHARGES

1. Reporting Month: July Year: 2014

2. Reporting Company: Tampa Electric Company

3. Name, Title & Telephone Number of Contact Person Concerning Data  
Submitted on this Form: Paul Edwards Director Financial Reporting  
(813) - 228 - 4891

4. Signature of Official Submitting Report:

  
Paul Edwards, Director Financial Reporting

5. Date Completed: September 15, 2014

Line No. (a)	Plant Name (b)	Supplier Name (c)	Delivery Location (d)	Delivery Date (e)	Type Oil (f)	Volume (Bbls) (g)	Invoice Price (\$/Bbl) (h)	Invoice Amount \$ (i)	Discount \$ (j)	Net Amount \$ (k)	Net Price (\$/Bbl) (l)	Quality Adjust. (\$/Bbl) (m)	Effective Purchase Price (\$/Bbl) (n)	Transport to Terminal (\$/Bbl) (o)	Add'l Transport Charges (\$/Bbl) (p)	Other Charges (\$/Bbl) (q)	Delivered Price (\$/Bbl) (r)
1.	Big Bend	RKA Petroleum Co.	Big Bend	7/8/2014	F02	881.17											\$138.85
2.	Big Bend	RKA Petroleum Co.	Big Bend	7/9/2014	F02	881.45											\$138.85
3.	Big Bend	RKA Petroleum Co.	Big Bend	7/10/2014	F02	704.00											\$138.85
4.	Big Bend	RKA Petroleum Co.	Big Bend	7/11/2014	F02	1,056.50											\$138.85
5.	Big Bend	RKA Petroleum Co.	Big Bend	7/12/2014	F02	879.62											\$138.85
6.	Big Bend	RKA Petroleum Co.	Big Bend	7/13/2014	F02	1,055.74											\$138.85
7.	Big Bend	RKA Petroleum Co.	Big Bend	7/15/2014	F02	704.26											\$137.17
8.	Big Bend	RKA Petroleum Co.	Big Bend	7/16/2014	F02	704.26											\$137.17
9.	Big Bend	RKA Petroleum Co.	Big Bend	7/17/2014	F02	1,936.95											\$137.17

\* No analysis Taken  
FPSC FORM 423-1(a) (2/87)

**\*\*SPECIFIED CONFIDENTIAL\*\***

MONTHLY REPORT OF COST AND QUALITY OF FUEL OIL FOR ELECTRIC PLANTS  
 DETAIL OF INVOICE AND TRANSPORTATION CHARGES

1. Reporting Month: July Year: 2014  
 2. Reporting Company: Tampa Electric Company

3. Name, Title & Telephone Number of Contact Person Concerning Data  
 Submitted on this Form: Paul Edwards Director Financial Reporting  
 (813) - 228 - 4891

4. Signature of Official Submitting Report:   
 Paul Edwards, Director Financial Reporting

5. Date Completed: September 15, 2014

Line No. (a)	Plant Name (b)	Supplier Name (c)	Delivery Location (d)	Delivery Date (e)	Type Oil (f)	Volume (Bbls) (g)	Invoice Price (\$/Bbl) (h)	Invoice Amount \$ (i)	Discount \$ (j)	Net Amount \$ (k)	Net Price (\$/Bbl) (l)	Quality Adjust. (\$/Bbl) (m)	Effective Purchase Price (\$/Bbl) (n)	Transport to Terminal (\$/Bbl) (o)	Add'l Transport Charges (\$/Bbl) (p)	Other Charges (\$/Bbl) (q)	Delivered Price (\$/Bbl) (r)
10.	Big Bend	RKA Petroleum Co.	Big Bend	7/18/2014	F02	533.31											\$137.17
11.	Big Bend	RKA Petroleum Co.	Big Bend	7/19/2014	F02	881.36											\$137.17
12.	Big Bend	RKA Petroleum Co.	Big Bend	7/20/2014	F02	528.60											\$137.17
13.	Big Bend	RKA Petroleum Co.	Big Bend	7/28/2014	F02	703.88											\$138.01
14.	Big Bend	RKA Petroleum Co.	Big Bend	7/29/2014	F02	1,055.40											\$138.01
15.	Big Bend	RKA Petroleum Co.	Big Bend	7/30/2014	F02	878.57											\$138.01
16.	Big Bend	RKA Petroleum Co.	Big Bend	7/31/2014	F02	878.43											\$138.01

\* No analysis Taken  
 FPSC FORM 423-1(a) (2/87)

MONTHLY REPORT OF COST AND QUALITY OF FUEL OIL FOR ELECTRIC PLANTS  
 REPORT OF ADJUSTMENTS TO PREVIOUS OIL DELIVERIES

1. Reporting Month: July Year: 2014  
 2. Reporting Company: Tampa Electric Company

3. Name, Title & Telephone Number of Contact Person Concerning Data  
 Submitted on this Form: Paul Edwards Director Financial Reporting  
 (813) - 228 - 4891

4. Signature of Official Submitting Report:   
 Paul Edwards, Director Financial Reporting

5. Date Completed: September 15, 2014

Line No. (a)	Month Reported (b)	Form Plant Name (c)	Supplier (d)	Original Line Number (e)	Old Volume (Bbls) (f)	Form No. (g)	Column Designator & Title (h)	Old Value (i)	New Value (j)	Delivered Price (\$/Bbls) (k)	Reason for Revision (l)
1.	None										

MONTHLY REPORT OF COST AND QUALITY OF COAL FOR ELECTRIC PLANTS  
ORIGIN, TONNAGE, DELIVERED PRICE AND AS RECEIVED QUALITY

1. Reporting Month: July Year: 2014

4. Name, Title & Telephone Number of Contact Person Concerning Data  
Submitted on this Form: Paul Edwards, Director Financial Reporting  
(813) 228 - 4891

2. Reporting Company: Tampa Electric Company

5. Signature of Official Submitting Form:   
Paul Edwards, Director Financial Reporting

3. Plant Name: United Bulk Terminal - Big Bend Station (1)

6. Date Completed: September 15, 2014

Line No. (a)	Supplier Name (b)	Mine Location (c)	Purchase Type (d)	Transport Mode (e)	Tons (f)	Effective Purchase Price (\$/Ton) (g)	Total Transport Charges (\$/Ton) (h)	Delivered Price Transfer Facility (\$/Ton) (i)	As Received Coal Quality			
									Sulfur Content % (j)	BTU Content (BTU/lb) (k)	Ash Content % (l)	Moisture Content % (m)
1.	Knight Hawk	8,IL,145	LTC	RB	55,944.55			\$51.06	3.07	11,217	8.87	12.39
2.	Armstrong Coal	10, KY, 183	LTC	RB	40,242.00			\$66.88	2.81	11,580	8.75	11.34
3.	Patriot	10,KY, 225	S	RB	19,037.50			\$68.04	2.72	12,589	9.98	6.65
4.	Knight Hawk	8,IL,145	LTC	RB	14,257.60			\$53.88	3.07	11,217	8.87	12.39
5.	Glencore	Columbia	LTC	OB	35,935.68			\$64.50	0.75	11,375	7.78	10.98

(1) United Bulk Terminal Transfer facility is a central storage site for coal prior to its delivery to the power plant.  
The coal from suppliers noted on this schedule is usually delivered to Big Bend Station but could ultimately be delivered to Polk Station.

MONTHLY REPORT OF COST AND QUALITY OF COAL FOR ELECTRIC PLANTS  
DETAILED PURCHASED COAL INVOICE INFORMATION

1. Reporting Month: July Year: 2014

2. Reporting Company: Tampa Electric Company

3. Plant Name: United Bulk Terminal - Big Bend Station (1)

4. Name, Title & Telephone Number of Contact Person Concerning Data Submitted on this Form: Paul Edwards, Director Financial Reporting (813) - 228 - 4891

5. Signature of Official Submitting Form:   
Paul Edwards, Director Financial Reporting

6. Date Completed: September 15, 2014

Line No. (a)	Supplier Name (b)	Mine Location (c)	Purchase Type (d)	Tons (e)	F.O.B.(2) Mine Price (\$/Ton) (f)	Shorthaul & Loading Charges (\$/Ton) (g)	Original Invoice Price (\$/Ton) (h)	Retro-active Price Adjustments (\$/Ton) (i)	Base Price (\$/Ton) (j)	Quality Adjustments (\$/Ton) (k)	Effective Purchase Price (\$/Ton) (l)
1.	Knight Hawk	8,IL,145	LTC	55,944.55	N/A			\$0.00		(\$0.02)	
2.	Armstrong Coal	10, KY, 183	LTC	40,242.00	N/A			\$0.00		\$0.96	
3.	Patriot	10,KY, 225	S	19,037.50	N/A			\$0.00		\$0.37	
4.	Knight Hawk	8,IL,145	LTC	14,257.60	N/A			\$0.00		\$0.00	
5.	Glencore	Columbia	LTC	35,935.68	N/A			(\$4.08)		(\$0.82)	

(1) United Bulk Terminal Transfer facility is a central storage site for coal prior to its delivery to the power plant.  
The coal from suppliers noted on this schedule is usually delivered to Big Bend Station but could ultimately be delivered to Polk Station.

(2) Tampa Electric purchases coal F.O.B. shipping point or F.O.B. destination.



MONTHLY REPORT OF COST AND QUALITY OF COAL FOR ELECTRIC PLANTS  
DETAIL OF TRANSPORTATION CHARGES

1. Reporting Month: July Year: 2014

2. Reporting Company: Tampa Electric Company

3. Plant Name: United Bulk Terminal - Big Bend Station (1)

4. Name, Title & Telephone Number of Contact Person Concerning Data Submitted on this Form: Paul Edwards, Director Financial Reporting (813) 228 - 4891

5. Signature of Official Submitting Form:   
Paul Edwards, Director Financial Reporting

6. Date Completed: September 15, 2014

Line No. (a)	Supplier Name (b)	Mine Location (c)	Shipping Point (d)	Transport Mode (e)	Tons (f)	Effective Purchase Price (\$/Ton) (g)	Add'l Shorthaul & Loading Charges (\$/Ton) (h)	Rail Charges			Waterborne Charges				Total Transportation Charges (\$/Ton) (p)	Delivered Price Transfer Facility (\$/Ton) (q)
								Rail Rate (\$/Ton) (i)	Other Rail Charges (\$/Ton) (j)	River Barge Rate (\$/Ton) (k)	Trans-loading Rate (\$/Ton) (l)	Ocean Barge Rate (\$/Ton) (m)	Other Water Charges (\$/Ton) (n)	Other Related Charges (\$/Ton) (o)		
1.	Knight Hawk	8,IL,145	Jackson & Perry Cnty., IL	RB	55,944.55											\$51.06
2.	Armstrong Coal	10, KY, 183	Ohio Cnty., KY	RB	40,242.00											\$66.88
3.	Patriot	10,KY, 225	Union Cnty., KY	RB	19,037.50											\$68.04
4.	Knight Hawk	8,IL,145	Jackson & Perry Cnty., IL	RB	14,257.60											\$53.88
5.	Glencore	Columbia	N/A	OB	35,935.68											\$64.50

(1) United Bulk Terminal Transfer facility is a central storage site for coal prior to its delivery to the power plant. The coal from suppliers noted on this schedule is usually delivered to Big Bend Station but could ultimately be delivered to Polk Station.

MONTHLY REPORT OF COST AND QUALITY OF COAL FOR ELECTRIC PLANTS  
ORIGIN, TONNAGE, DELIVERED PRICE AND AS RECEIVED QUALITY

1. Reporting Month: July Year: 2014
2. Reporting Company: Tampa Electric Company
3. Plant Name: Big Bend Station (1)
4. Name, Title & Telephone Number of Contact Person Concerning Data Submitted on this Form: Paul Edwards, Director Financial Reporting (813) 228 - 4891
5. Signature of Official Submitting Form:  Paul Edwards, Director Financial Reporting
6. Date Completed: September 15, 2014

Line No. (a)	Supplier Name (b)	Mine Location (c)	Purchase Type (d)	Transport Mode (e)	Tons (f)	Effective Purchase Price (\$/Ton) (g)	Total Transport Charges (\$/Ton) (h)	FOB Plant Price (\$/Ton) (i)	As Received Coal Quality			
									Sulfur Content % (j)	BTU Content (BTU/lb) (k)	Ash Content % (l)	Moisture Content % (m)
1.	Transfer Facility - Big Bend	N/A	N/A	OB	174,538.00			\$77.78	2.84	11,221	8.90	13.54
2.	Transfer Facility - Polk (Valero)	N/A	N/A	OB	41,530.00			\$74.40	3.80	14,506	0.28	5.87
3.	Transfer Facility - Polk	N/A	N/A	OB	30,986.00			\$78.66	4.91	14,474	0.30	6.29
4.	Alliance Coal	10, KY, 107	LTC	UR	103,805.30			\$84.30	3.24	12,380	8.00	8.23
5.	Consol	2, PA, 59	S	UR	25,752.80			\$85.80	2.17	12,900	7.61	6.69
6.	Armstrong Coal	10, KY, 183	LTC	UR	12,509.40			\$82.50	2.63	11,559	8.54	11.49

(1) This page includes all coal delivered to Big Bend for use at Big Bend or Polk. Effective with the January 2008 filing.

MONTHLY REPORT OF COST AND QUALITY OF COAL FOR ELECTRIC PLANTS  
DETAILED PURCHASED COAL INVOICE INFORMATION

- |  |   |
|--|---|
| 1. Reporting Month: July Year: 2014          | 4. Name, Title & Telephone Number of Contact Person Concerning Data Submitted on this Form: Paul Edwards, Director Financial Reporting (813) - 228 - 4891                   |
| 2. Reporting Company: Tampa Electric Company | 5. Signature of Official Submitting Form: <br>Paul Edwards, Director Financial Reporting |
| 3. Plant Name: Big Bend Station (1)          | 6. Date Completed: September 15, 2014   |

Line No. (a)	Supplier Name (b)	Mine Location (c)	Purchase Type (d)	Tons (e)	F.O.B. (2) Mine Price (\$/Ton) (f)	Shorthaul & Loading Charges (\$/Ton) (g)	Original Invoice Price (\$/Ton) (h)	Retro-active Price Adjustments (\$/Ton) (i)	Base Price (\$/Ton) (j)	Quality Adjustments (\$/Ton) (k)	Effective Purchase Price (\$/Ton) (l)
1.	Transfer Facility - Big Bend	N/A	N/A	174,538.00	N/A			\$0.00		\$0.00	
2.	Transfer Facility - Polk (Valero)	N/A	N/A	41,530.00	N/A			\$0.00		\$0.00	
3.	Transfer Facility - Polk	N/A	N/A	30,986.00	N/A			\$0.00		\$0.00	
4.	Alliance Coal	10, KY, 107	LTC	103,805.30	N/A			\$0.00		\$0.00	
5.	Consol	2, PA, 59	S	25,752.80	N/A			\$0.00		\$0.00	
6.	Armstrong Coal	10, KY, 183	LTC	12,509.40	N/A			\$0.00		\$0.96	

(1) United Bulk Terminal Transfer facility is a central storage site for coal prior to its delivery to the power plant.  
The coal from suppliers noted on this schedule is usually delivered to Big Bend Station but could ultimately be delivered to Polk Station.

(2) Tampa Electric purchases coal F.O.B. shipping point or F.O.B. destination.


MONTHLY REPORT OF COST AND QUALITY OF COAL FOR ELECTRIC PLANTS  
DETAIL OF TRANSPORTATION CHARGES

1. Reporting Month: July Year: 2014

2. Reporting Company: Tampa Electric Company

3. Plant Name: Big Bend Station (1)

4. Name, Title & Telephone Number of Contact Person Concerning Data Submitted on this Form: Paul Edwards, Director Financial Reporting (813) 228 - 4891

5. Signature of Official Submitting Form: 

Paul Edwards, Director Financial Reporting

6. Date Completed: September 15, 2014

Line No. (a)	Supplier Name (b)	Mine Location (c)	Shipping Point (d)	Transport Mode (e)	Tons (f)	(2) Effective Purchase Price (\$/Ton) (g)	Add'l Shorthaul & Loading Charges (\$/Ton) (h)	Rail Charges			Waterborne Charges			Other Related Charges (\$/Ton) (o)	Total Transportation Charges (\$/Ton) (p)	FOB Plant Price (\$/Ton) (q)
								Rail Rate (\$/Ton) (i)	Other Rail Charges (\$/Ton) (j)	River Barge Rate (\$/Ton) (k)	Trans-loading Rate (\$/Ton) (l)	Ocean Barge Rate (\$/Ton) (m)	Other Water Charges (\$/Ton) (n)			
1.	Transfer Facility - Big Bend	N/A	Davant, La.	OB	174,538.00											\$77.78
2.	Transfer Facility - Polk (Valero)	N/A	Davant, La.	OB	41,530.00											\$74.40
3.	Transfer Facility - Polk	N/A	Davant, La.	OB	30,986.00											\$78.66
4.	Alliance Coal	10,KY,107	Hopkins Cnty., KY	UR	103,805.30											\$84.30
5.	Consol	2, PA, 59	Greene Cnty., PA	UR	25,752.80											\$85.80
6.	Armstrong Coal	10, KY, 183	Ohio Cnty., KY	UR	12,509.40											\$82.50

(1) The Ocean Barge Rate (\$/Ton) reported in column (m) includes terminal charges incurred at TECO Bulk Terminal and ocean shipping charges.


MONTHLY REPORT OF COST AND QUALITY OF COAL FOR ELECTRIC PLANTS  
ORIGIN, TONNAGE, DELIVERED PRICE AND AS RECEIVED QUALITY

1. Reporting Month: July Year: 2014

2. Reporting Company: Tampa Electric Company

3. Plant Name: United Bulk Terminal Transfer Facility - Polk Station (1)

4. Name, Title & Telephone Number of Contact Person Concerning Data  
Submitted on this Form: Paul Edwards, Director Financial Reporting  
(813) 228 - 4891

5. Signature of Official Submitting Form:   
Paul Edwards, Director Financial Reporting

6. Date Completed: September 15, 2014

Line No. (a)	Supplier Name (b)	Mine Location (c)	Purchase Type (d)	Transport Mode (e)	Tons (f)	Effective Purchase Price (\$/Ton) (g)	Total Transport Charges (\$/Ton) (h)	Delivered Price Transfer Facility (\$/Ton) (i)	As Received Coal Quality			
									Sulfur Content % (j)	BTU Content (BTU/lb) (k)	Ash Content % (l)	Moisture Content % (m)
1.	Valero	N/A	LTC	RB	34,384.59			\$60.58	3.80	14,506	0.28	5.87
2.	Marathon	N/A	S	RB	1,990.58			\$66.70	3.42	14,211	0.26	8.47

(1) United Bulk Terminal Transfer facility is a central storage site for coal prior to its delivery to the power plant.  
The coal from suppliers noted on this schedule is usually delivered to Big Bend Station but could ultimately be delivered to Polk Station.

MONTHLY REPORT OF COST AND QUALITY OF COAL FOR ELECTRIC PLANTS  
DETAILED PURCHASED COAL INVOICE INFORMATION

1. Reporting Month: July Year: 2014

4. Name, Title & Telephone Number of Contact Person Concerning Data  
Submitted on this Form: Paul Edwards, Director Financial Reporting  
(813) - 228 - 4891

2. Reporting Company: Tampa Electric Company

5. Signature of Official Submitting Form:   
Paul Edwards, Director Financial Reporting

3. Plant Name: United Bulk Terminal Transfer Facility - Polk Station (1)

6. Date Completed: September 15, 2014

Line No. (a)	Supplier Name (b)	Mine Location (c)	Purchase Type (d)	Tons (e)	F.O.B.(2) Mine Price (\$/Ton) (f)	Shorthaul & Loading Charges (\$/Ton) (g)	Original Invoice Price (\$/Ton) (h)	Retro-active Price Adjustments (\$/Ton) (i)	Base Price (\$/Ton) (j)	Quality Adjustments (\$/Ton) (k)	Effective Purchase Price (\$/Ton) (l)
1.	Valero	N/A	LTC	34,384.59	N/A			(\$0.51)		\$1.26	
2.	Marathon	N/A	S	1,990.58	N/A			\$0.00		\$0.00	

(1) United Bulk Terminal Transfer facility is a central storage site for coal prior to its delivery to the power plant.  
The coal from suppliers noted on this schedule is usually delivered to Big Bend Station but could ultimately be delivered to Polk Station.

(2) Tampa Electric purchases coal F.O.B. shipping point or F.O.B. destination.

MONTHLY REPORT OF COST AND QUALITY OF COAL FOR ELECTRIC PLANTS  
 DETAIL OF TRANSPORTATION CHARGES

1. Reporting Month: July Year: 2014

2. Reporting Company: Tampa Electric Company

3. Plant Name: United Bulk Terminal Transfer Facility - Polk Station (1)

4. Name, Title & Telephone Number of Contact Person Concerning Data Submitted on this Form: Paul Edwards, Director Financial Reporting (813) 228 - 4891

5. Signature of Official Submitting Form:   
 Paul Edwards, Director Financial Reporting

6. Date Completed: September 15, 2014

Line No. (a)	Supplier Name (b)	Mine Location (c)	Shipping Point (d)	Transport Mode (e)	Tons (f)	Effective Purchase Price (\$/Ton) (g)	Add'l Shorthaul & Loading Charges (\$/Ton) (h)	Rail Charges			Waterborne Charges				Total Transportation Charges (\$/Ton) (p)	Delivered Price Transfer Facility (\$/Ton) (q)
								Rail Rate (\$/Ton) (i)	Other Rail Charges (\$/Ton) (j)	River Barge Rate (\$/Ton) (k)	Trans-loading Rate (\$/Ton) (l)	Ocean Barge Rate (\$/Ton) (m)	Other Water Charges (\$/Ton) (n)	Other Related Charges (\$/Ton) (o)		
1	Valero	N/A	N/A	RB	34,384.59											\$60.58
2	Marathon	N/A	N/A	RB	1,990.58											\$66.70

(1) United Bulk Terminal Transfer facility is a central storage site for coal prior to its delivery to the power plant. The coal from suppliers noted on this schedule is usually delivered to Big Bend Station but could ultimately be delivered to Polk Station.

MONTHLY REPORT OF COST AND QUALITY OF COAL FOR ELECTRIC PLANTS  
ORIGIN, TONNAGE, DELIVERED PRICE AND AS RECEIVED QUALITY

1. Reporting Month: July Year: 2014

2. Reporting Company: Tampa Electric Company

3. Plant Name: Polk Station (1)

4. Name, Title & Telephone Number of Contact Person Concerning Data  
Submitted on this Form: Paul Edwards, Director Financial Reporting  
(813) 228 - 4891

5. Signature of Official Submitting Form: \_\_\_\_\_

  
Paul Edwards, Director Financial Reporting

6. Date Completed: September 15, 2014

Line No. (a)	Supplier Name (b)	Mine Location (c)	Purchase Type (d)	Transport Mode (e)	Tons (f)	Effective Purchase Price (\$/Ton) (g)	Total Transport Charges (\$/Ton) (h)	FOB Plant Price (\$/Ton) (i)	As Received Coal Quality			
									Sulfur Content % (j)	BTU Content (BTU/lb) (k)	Ash Content % (l)	Moisture Content % (m)
1.	Transfer facility	N/A	N/A	TR	51,826.11			\$5.13				

(1) This page includes coal received at Big Bend and subsequently trucked to Polk.  
Effective with the January 2008 filing.



MONTHLY REPORT OF COST AND QUALITY OF COAL FOR ELECTRIC PLANTS  
DETAILED PURCHASED COAL INVOICE INFORMATION

1. Reporting Month: July Year: 2014

2. Reporting Company: Tampa Electric Company

3. Plant Name: Polk Station (1)

4. Name, Title & Telephone Number of Contact Person Concerning Data  
Submitted on this Form: Paul Edwards, Director Financial Reporting  
(813) - 228 - 4891

5. Signature of Official Submitting Form:   
Paul Edwards, Director Financial Reporting

6. Date Completed: September 15, 2014

Line No. (a)	Supplier Name (b)	Mine Location (c)	Purchase Type (d)	Tons (e)	F.O.B. Mine Price (\$/Ton) (f)	Shorthaul & Loading Charges (\$/Ton) (g)	Original Invoice Price (\$/Ton) (h)	Retro-active Price Adjustments (\$/Ton) (i)	Base Price (\$/Ton) (j)	Quality Adjustments (\$/Ton) (k)	Effective Purchase Price (\$/Ton) (l)
1.	Transfer facility	N/A	N/A	51,826.11	N/A			\$0.00			\$0.00

(1) This page includes coal received at Big Bend and subsequently trucked to Polk. Effective with the January 2008 filing.

MONTHLY REPORT OF COST AND QUALITY OF COAL FOR ELECTRIC PLANTS  
 DETAIL OF TRANSPORTATION CHARGES

- 1. Reporting Month: July Year: 2014
- 2. Reporting Company: Tampa Electric Company
- 3. Plant Name: Polk Station (1)

4. Name, Title & Telephone Number of Contact Person Concerning Data Submitted on this Form: Paul Edwards, Director Financial Reporting (813) 228 - 4891

5. Signature of Official Submitting Form:   
 Paul Edwards, Director Financial Reporting

6. Date Completed: September 15, 2014

Line No. (a)	Supplier Name (b)	Mine Location (c)	Shipping Point (d)	Transport Mode (e)	Tons (f)	Effective Purchase Price (\$/Ton) (g)	Add'l Shorthaul & Loading Charges (\$/Ton) (h)	Rail Charges			Waterborne Charges			Total Transportation Charges (\$/Ton) (p)	FOB Plant Price (\$/Ton) (q)
								Rail Rate (\$/Ton) (i)	Other Rail Charges (\$/Ton) (j)	River Barge Rate (\$/Ton) (k)	Trans-loading Rate (\$/Ton) (l)	Ocean Barge Rate (\$/Ton) (m)	Other Water Charges (\$/Ton) (n)		
1.	Transfer facility	N/A	N/A	TR	51,826.11										\$5.13

(1) Col (o) Other Related Charges includes the cost of trucking.

MONTHLY REPORT OF COST AND QUALITY OF COAL FOR ELECTRIC PLANTS  
 REPORT OF ADJUSTMENTS TO PREVIOUS COAL DELIVERED

1. Reporting Month: July Year: 2014

2. Reporting Company: Tampa Electric Company

3. Name, Title & Telephone Number of Contact Person Concerning Data  
 Submitted on this Form: Paul Edwards Director Financial Reporting  
 (813) 228 - 4891

4. Signature of Official Submitting Form:   
 Paul Edwards, Director Financial Reporting

6. Date Completed: September 15, 2014

Line No. (a)	Month Reported (b)	Plant Name (c)	Generating Plant (d)	Supplier (e)	Line Number (f)	Volume Tons (g)	Form No. (h)	Column Designator & Title (i)	Old Value (j)	New Value (k)	Facility (\$/Ton) (l)	Reason for Revision (m)
1.	None.											