



September 18, 2014

VIA OVERNIGHT MAIL

Ms. Carlotta Stauffer, Commission Clerk
Florida Public Service Commission
2540 Shumard Oak Boulevard
Tallahassee, Florida 32399-0850

Re: *Fuel and Purchased Power Cost recovery clause and Generating Performance Incentive Factor; Docket No. 140001-EI*

Matthew R. Bernier
Senior Counsel
Duke Energy Florida, Inc.

COMMISSION
CLERK

14 SEP 18 AM 9:49

RECEIVED-FPSC


REDACTED

Dear Ms. Stauffer:

On September 18, 2014, Duke Energy Florida, Inc. ("DEF") filed an original and (7) copies of DEF's Request for Confidential Classification filed in connection with its Response to Staff's Second Set of Interrogatories (Nos. 12-27). Enclosed with this cover letter is DEF's confidential Exhibit A (in a separate sealed envelope) and two copies of redacted Exhibit B that accompany the above-referenced filing.

Thank you for your assistance in this matter. Please feel free to call me at (850) 521-1428 should you have any questions concerning this filing.

Respectfully,


Matthew R. Bernier
Senior Counsel

MRB/mw
Enclosures

cc: Certificate of Service


COM _____
AFD Redacted Ex B
APA _____
ECO _____
ENG _____
GCL _____
IDM _____
TEL _____
CLK _____

Duke Energy Florida, Inc.

Docket No.: 140001

CERTIFICATE OF SERVICE

I HEREBY CERTIFY that a true and correct copy of the foregoing has been furnished via electronic mail this 18th day of September, 2014 to all parties of record as indicated below.


Attorney

<p>Martha Barrera, Esq. Office of General Counsel Florida Public Service Commission 2540 Shumard Oak Blvd. Tallahassee, FL 32399-0850 mbarrera@psc.state.fl.us</p> <p>James D. Beasley, Esq. Jeffry Wahlen, Esq. Ausley & McMullen Law Firm P.O. Box 391 Tallahassee, FL 32302 jbeasley@ausley.com jwahlen@ausley.com adaniels@ausley.com</p> <p>John T. Butler, Esq. Florida Power & Light Co. 700 Universe Boulevard Juno Beach, FL 33408 John.butler@fpl.com</p> <p>Kenneth Hoffman Florida Power & Light 215 S. Monroe Street, Ste. 810 Tallahassee, FL 32301-1859 Ken.hoffman@fpl.com</p> <p>Jeffrey A. Stone, Esq. Russell A. Badders, Esq. Steven R. Griffin Beggs & Lane Law Firm P.O. Box 12950 Pensacola, FL 32591 jas@beggslane.com rab@beggslane.com srg@beggslane.com</p> <p>Ms. Paula K. Brown Tampa Electric Company P.O. Box 111 Tampa, FL 33601 regdept@tecoenergy.com</p>	<p>Beth Keating Gunster, Yoakley & Stewart, P.A. 215 S. Monroe St., Ste 618 Tallahassee, FL 32301 bkeating@gunster.com</p> <p>J.R. Kelly/Charles Rehwinkel Office of Public Counsel c/o The Florida Legislature 111 West Madison Street, #812 Tallahassee, FL 32399 Kelly_jr@leg.state.fl.us Rehwinkel.charles@leg.state.fl.us</p> <p>Cheryl Martin Florida Public Utilities Company 1641 Worthington Road, Suite 220 West Palm Beach, FL 33409 Cheryl_Martin@fpuc.com</p> <p>James W. Brew, Esq. c/o Brickfield Law Firm 1025 Thomas Jefferson St., NW 8th Floor, West Tower Washington, DC 20007 jbrew@bbrslaw.com ataylor@bbrslaw.com</p> <p>Jon C. Moyle, Jr. Moyle Law Firm, PA 118 North Gadsden Street Tallahassee, FL 32301 jmoyle@moylelaw.com</p> <p>Robert Scheffel Wright John T. LaVia, III c/o Gardner, Bist, Wiener Law Firm 1300 Thomaswood Drive Tallahassee, FL 32308 schef@gbwlegal.com jlavia@gbwlegal.com</p> <p>Mr. Robert L. McGee Gulf Power Company One Energy Place Pensacola, FL 32520-0780 rlmcgce@southernco.com</p>
--	---

Exhibit B

REDACTED

REDACTED

As outlined in Example #1 on the Attachment A for Question 14, DEF executed a natural gas financial swap for the November 2013 through March 2013 time period on July 6, 2012 for [REDACTED] per MMBtu. During the course of the trading day on July 6, 2012, the market price for the November 2013 through March 2014 strip time period traded from a low of approximately \$3.9054 per MMBtu to a high of approximately \$4.0210 per MMBtu, a range of approximately \$0.1156 per MMBtu, and closed on that day at \$3.9096 per MMBtu. At the time DEF executed this trade, the market price for this time period was [REDACTED] per MMBtu and as illustrated above was within the daily trading range.


With respect to oil transactions, DEF did not have any difference between the swap fixed and the corresponding futures or forward price for the future period that was greater than 5 percent of the swap fixed price.

As this example illustrates, market prices for natural gas and fuel oil change within trading days and can experience large movements within any given trading day for the respective forward time periods being hedged. As noted previously, DEF always executes trades at the market prices that exist at the time trades are executed within the trading day and all the trades executed for the test period were executed at the prevailing market price that existed at the time of the trade on the respective trading day.

18. Please state the realized hedging gains and losses by fuel type and by type of hedging instrument for the twelve months beginning August 1, 2013, and ending July 31, 2014.

Answer:
REDACTED

Duke Energy Florida
For August 2013 through July 2014

Hedging Instrument	Fuel Type	Total Savings/(Cost) of Hedge
OTC Financial Instruments	Natural Gas	
OTC Financial Instruments	Natural Gas - Storage	
OTC Financial Instruments	Light Oil	
OTC Financial Instruments	Light Oil - River Barge - Fuel Surcharge Hedge	
OTC Financial Instruments	Light Oil - Rail - Fuel Surcharge Hedge	
Total		

19. For the twelve months beginning August 1, 2013, and ending July 31, 2014, for each month that hedged volumes of fuel oil or natural gas were outside the percentage range for volumes to be hedged stated in DEF's risk management plan or otherwise stated in internal procedures governing DEF's hedging activities, please state the month, the extent to which the volume hedged was outside of the range, and an explanation of the cause.

REDACTED

Answer:

The hedging targets ranges established in DEF's 2014 Risk Management Plan for calendar year 2014 was a range of [REDACTED] to [REDACTED] of forecasted natural gas burns with a targeted minimum hedge percentage of [REDACTED] of forecasted burn. In addition, DEF targeted to hedge at least [REDACTED] of forecasted light oil burns. Lastly, DEF targeted to hedge between [REDACTED] to [REDACTED] of the estimated fuel surcharge exposure in the coal rail and river barge transportation agreements. DEF's hedging targets are based on annual calendar year forecasted burns and exposures. DEF monitors its actual and forecasted burns for calendar and rolling 12-month periods hedge percentages.

Although the audit period and the annual calendar periods noted in DEF's 2014 Risk Management Plan are different, for the period August 1, 2013 through July 31, 2014, DEF's actual hedge percentages for natural gas, light oil, and coal rail and river surcharge exposures were approximately [REDACTED], [REDACTED], [REDACTED] and [REDACTED], respectively. As such, these were within the hedging ranges and/or minimum hedge percentages outlined in DEF's 2014 Risk Management Plan. As outlined in the Plan, actual hedge percentages for any monthly periods, rolling twelve month time period or calendar annual period can come in higher or lower than the hedge percentage targets as a result of actual versus forecasted fuel burns.

Question 12
2014 January - July Swap Hedges

e to Staff's 2nd Rogs (Q12)

Delivery Month	Trade Date	Instrument	Z Key	Market	Location	Volume MMBtu	Trade Price (\$/MMBtu)	Market Price on Trade Date	Percent Difference from Trade Price
4/1/2014	7/6/2007	FIXED SWAP	2126539	IFERC	HHUB			\$6.776	
5/1/2014	7/6/2007	FIXED SWAP	2126540	IFERC	HHUB			\$6.671	
6/1/2014	7/6/2007	FIXED SWAP	2126541	IFERC	HHUB			\$6.755	
7/1/2014	7/6/2007	FIXED SWAP	2126543	IFERC	HHUB			\$6.847	
4/1/2014	7/11/2007	FIXED SWAP	2130431	IFERC	HHUB			\$6.748	
5/1/2014	7/11/2007	FIXED SWAP	2130432	IFERC	HHUB			\$6.638	
6/1/2014	7/11/2007	FIXED SWAP	2130433	IFERC	HHUB			\$6.722	
7/1/2014	7/11/2007	FIXED SWAP	2130434	IFERC	HHUB			\$6.814	
4/1/2014	7/19/2007	FIXED SWAP	2140359	IFERC	HHUB			\$6.962	
5/1/2014	7/19/2007	FIXED SWAP	2140360	IFERC	HHUB			\$6.846	
6/1/2014	7/19/2007	FIXED SWAP	2140361	IFERC	HHUB			\$6.925	
7/1/2014	7/19/2007	FIXED SWAP	2140362	IFERC	HHUB			\$7.017	
4/1/2014	8/14/2007	FIXED SWAP	2165108	IFERC	HHUB			\$7.015	
5/1/2014	8/14/2007	FIXED SWAP	2165109	IFERC	HHUB			\$6.899	
6/1/2014	8/14/2007	FIXED SWAP	2165110	IFERC	HHUB			\$6.971	
7/1/2014	8/14/2007	FIXED SWAP	2165111	IFERC	HHUB			\$7.053	
4/1/2014	8/28/2007	FIXED SWAP	2181910	IFERC	HHUB			\$6.781	
5/1/2014	8/28/2007	FIXED SWAP	2181911	IFERC	HHUB			\$6.674	
6/1/2014	8/28/2007	FIXED SWAP	2181914	IFERC	HHUB			\$6.747	
7/1/2014	8/28/2007	FIXED SWAP	2181915	IFERC	HHUB			\$6.829	
4/1/2014	9/12/2007	FIXED SWAP	2194805	IFERC	HHUB			\$7.118	
5/1/2014	9/12/2007	FIXED SWAP	2194806	IFERC	HHUB			\$7.017	
6/1/2014	9/12/2007	FIXED SWAP	2194807	IFERC	HHUB			\$7.085	
7/1/2014	9/12/2007	FIXED SWAP	2194808	IFERC	HHUB			\$7.157	
1/1/2014	9/26/2007	FIXED SWAP	2209433	IFERC	HHUB			\$8.174	
2/1/2014	9/26/2007	FIXED SWAP	2209434	IFERC	HHUB			\$8.174	0.9%
3/1/2014	9/26/2007	FIXED SWAP	2209435	IFERC	HHUB			\$7.928	
4/1/2014	9/26/2007	FIXED SWAP	2209436	IFERC	HHUB			\$6.949	
5/1/2014	9/26/2007	FIXED SWAP	2209439	IFERC	HHUB			\$6.857	
6/1/2014	9/26/2007	FIXED SWAP	2209440	IFERC	HHUB			\$6.911	
7/1/2014	9/26/2007	FIXED SWAP	2209443	IFERC	HHUB			\$6.969	Avg for the Strip
4/1/2014	10/3/2007	FIXED SWAP	2220234	IFERC	HHUB			\$6.910	
5/1/2014	10/3/2007	FIXED SWAP	2220237	IFERC	HHUB			\$6.824	
6/1/2014	10/3/2007	FIXED SWAP	2220238	IFERC	HHUB			\$6.876	
7/1/2014	10/3/2007	FIXED SWAP	2220243	IFERC	HHUB			\$6.934	
1/1/2014	10/19/2007	FIXED SWAP	2244162	IFERC	HHUB			\$8.243	
2/1/2014	10/19/2007	FIXED SWAP	2244163	IFERC	HHUB			\$8.245	0.5%
3/1/2014	10/19/2007	FIXED SWAP	2244164	IFERC	HHUB			\$8.005	
4/1/2014	10/19/2007	FIXED SWAP	2244165	IFERC	HHUB			\$7.110	
5/1/2014	10/19/2007	FIXED SWAP	2244166	IFERC	HHUB			\$7.053	
6/1/2014	10/19/2007	FIXED SWAP	2244167	IFERC	HHUB			\$7.101	
7/1/2014	10/19/2007	FIXED SWAP	2244168	IFERC	HHUB			\$7.153	Avg for the Strip
1/1/2014	11/6/2007	FIXED SWAP	2262173	IFERC	HHUB			\$8.303	
2/1/2014	11/6/2007	FIXED SWAP	2262174	IFERC	HHUB			\$8.303	0.5%
3/1/2014	11/6/2007	FIXED SWAP	2262175	IFERC	HHUB			\$8.062	
4/1/2014	11/6/2007	FIXED SWAP	2262176	IFERC	HHUB			\$7.167	
5/1/2014	11/6/2007	FIXED SWAP	2262177	IFERC	HHUB			\$7.109	
6/1/2014	11/6/2007	FIXED SWAP	2262178	IFERC	HHUB			\$7.157	
7/1/2014	11/6/2007	FIXED SWAP	2262179	IFERC	HHUB			\$7.215	Avg for the Strip
4/1/2014	12/10/2007	FIXED SWAP	2287625	IFERC	HHUB			\$7.556	
5/1/2014	12/10/2007	FIXED SWAP	2287626	IFERC	HHUB			\$7.506	
6/1/2014	12/10/2007	FIXED SWAP	2287627	IFERC	HHUB			\$7.561	
7/1/2014	12/10/2007	FIXED SWAP	2287628	IFERC	HHUB			\$7.620	
4/1/2014	12/27/2007	FIXED SWAP	2298921	IFERC	HHUB			\$7.914	
5/1/2014	12/27/2007	FIXED SWAP	2298922	IFERC	HHUB			\$7.874	
6/1/2014	12/27/2007	FIXED SWAP	2298923	IFERC	HHUB			\$7.924	
7/1/2014	12/27/2007	FIXED SWAP	2298924	IFERC	HHUB			\$7.984	
4/1/2014	1/9/2008	FIXED SWAP	2304871	IFERC	HHUB			\$7.751	
5/1/2014	1/9/2008	FIXED SWAP	2304872	IFERC	HHUB			\$7.731	
6/1/2014	1/9/2008	FIXED SWAP	2304873	IFERC	HHUB			\$7.781	
7/1/2014	1/9/2008	FIXED SWAP	2304874	IFERC	HHUB			\$7.841	
4/1/2014	2/13/2008	FIXED SWAP	2334872	IFERC	HHUB			\$7.939	
5/1/2014	2/13/2008	FIXED SWAP	2334873	IFERC	HHUB			\$7.924	
6/1/2014	2/13/2008	FIXED SWAP	2334874	IFERC	HHUB			\$7.984	
7/1/2014	2/13/2008	FIXED SWAP	2334875	IFERC	HHUB			\$8.049	
1/1/2014	2/29/2008	FIXED SWAP	2348625	IFERC	HHUB			\$9.622	
2/1/2014	2/29/2008	FIXED SWAP	2348626	IFERC	HHUB			\$9.627	1.3%
3/1/2014	2/29/2008	FIXED SWAP	2348627	IFERC	HHUB			\$9.397	
4/1/2014	2/29/2008	FIXED SWAP	2348628	IFERC	HHUB			\$8.573	
5/1/2014	2/29/2008	FIXED SWAP	2348629	IFERC	HHUB			\$8.558	
6/1/2014	2/29/2008	FIXED SWAP	2348638	IFERC	HHUB			\$8.618	
7/1/2014	2/29/2008	FIXED SWAP	2348639	IFERC	HHUB			\$8.684	Avg for the Strip
1/1/2014	4/2/2008	FIXED SWAP	2372732	IFERC	HHUB			\$9.477	
2/1/2014	4/2/2008	FIXED SWAP	2372733	IFERC	HHUB			\$9.477	1.7%
3/1/2014	4/2/2008	FIXED SWAP	2372734	IFERC	HHUB			\$9.247	
4/1/2014	4/2/2008	FIXED SWAP	2372735	IFERC	HHUB			\$8.465	
5/1/2014	4/2/2008	FIXED SWAP	2372736	IFERC	HHUB			\$8.440	
6/1/2014	4/2/2008	FIXED SWAP	2372739	IFERC	HHUB			\$8.500	
7/1/2014	4/2/2008	FIXED SWAP	2372742	IFERC	HHUB			\$8.565	Avg for the Strip

4/1/2014	4/25/2008	FIXED SWAP	2407836	IFERC	HHUB	\$8.842
5/1/2014	4/25/2008	FIXED SWAP	2407837	IFERC	HHUB	\$8.807
6/1/2014	4/25/2008	FIXED SWAP	2407838	IFERC	HHUB	\$8.867
7/1/2014	4/25/2008	FIXED SWAP	2407839	IFERC	HHUB	\$8.932
4/1/2014	6/12/2008	FIXED SWAP	2451049	IFERC	HHUB	\$10.400
5/1/2014	6/12/2008	FIXED SWAP	2451050	IFERC	HHUB	\$10.380
6/1/2014	6/12/2008	FIXED SWAP	2451051	IFERC	HHUB	\$10.450
7/1/2014	6/12/2008	FIXED SWAP	2451052	IFERC	HHUB	\$10.530
4/1/2014	7/11/2008	FIXED SWAP	2469678	IFERC	HHUB	\$9.959
5/1/2014	7/11/2008	FIXED SWAP	2469679	IFERC	HHUB	\$9.929
6/1/2014	7/11/2008	FIXED SWAP	2469680	IFERC	HHUB	\$10.004
7/1/2014	7/11/2008	FIXED SWAP	2469681	IFERC	HHUB	\$10.099
4/1/2014	10/21/2008	FIXED SWAP	2579406	IFERC	HHUB	\$7.269
5/1/2014	10/21/2008	FIXED SWAP	2579409	IFERC	HHUB	\$7.219
6/1/2014	10/21/2008	FIXED SWAP	2579412	IFERC	HHUB	\$7.304
7/1/2014	10/21/2008	FIXED SWAP	2579413	IFERC	HHUB	\$7.399
4/1/2014	12/2/2008	FIXED SWAP	2622825	NYMEX	NG	\$7.413
5/1/2014	12/2/2008	FIXED SWAP	2622828	NYMEX	NG	\$7.363
6/1/2014	12/2/2008	FIXED SWAP	2622829	NYMEX	NG	\$7.443
7/1/2014	12/2/2008	FIXED SWAP	2622830	NYMEX	NG	\$7.538
4/1/2014	1/15/2009	FIXED SWAP	2655328	NYMEX	NG	\$6.865
5/1/2014	1/15/2009	FIXED SWAP	2655329	NYMEX	NG	\$6.805
6/1/2014	1/15/2009	FIXED SWAP	2655330	NYMEX	NG	\$6.885
7/1/2014	1/15/2009	FIXED SWAP	2655333	NYMEX	NG	\$6.980
1/1/2014	6/2/2011	FIXED SWAP	3321943	NYMEX	NG	\$5.805
2/1/2014	6/2/2011	FIXED SWAP	3321944	NYMEX	NG	\$5.773
3/1/2014	6/2/2011	FIXED SWAP	3321945	NYMEX	NG	\$5.683
1/1/2014	6/10/2011	FIXED SWAP	3330354	NYMEX	NG	\$5.755
2/1/2014	6/10/2011	FIXED SWAP	3330355	NYMEX	NG	\$5.718
3/1/2014	6/10/2011	FIXED SWAP	3330356	NYMEX	NG	\$5.633
1/1/2014	6/17/2011	FIXED SWAP	3334625	NYMEX	NG	\$5.616
2/1/2014	6/17/2011	FIXED SWAP	3334626	NYMEX	NG	\$5.586
3/1/2014	6/17/2011	FIXED SWAP	3334627	NYMEX	NG	\$5.511
1/1/2014	7/8/2011	FIXED SWAP	3347578	NYMEX	NG	\$5.583
2/1/2014	7/8/2011	FIXED SWAP	3347579	NYMEX	NG	\$5.551
3/1/2014	7/8/2011	FIXED SWAP	3347580	NYMEX	NG	\$5.471
1/1/2014	7/13/2011	FIXED SWAP	3350088	IFERC	HHUB	\$5.675
2/1/2014	7/13/2011	FIXED SWAP	3350089	IFERC	HHUB	\$5.643
3/1/2014	7/13/2011	FIXED SWAP	3350090	IFERC	HHUB	\$5.561
1/1/2014	7/20/2011	FIXED SWAP	3354106	IFERC	HHUB	\$5.608
2/1/2014	7/20/2011	FIXED SWAP	3354107	IFERC	HHUB	\$5.573
3/1/2014	7/20/2011	FIXED SWAP	3354108	IFERC	HHUB	\$5.488
1/1/2014	7/22/2011	FIXED SWAP	3355377	IFERC	HHUB	\$5.589
2/1/2014	7/22/2011	FIXED SWAP	3355378	IFERC	HHUB	\$5.556
3/1/2014	7/22/2011	FIXED SWAP	3355379	IFERC	HHUB	\$5.472
1/1/2014	8/3/2011	FIXED SWAP	3370121	IFERC	HHUB	\$5.526
2/1/2014	8/3/2011	FIXED SWAP	3370122	IFERC	HHUB	\$5.496
3/1/2014	8/3/2011	FIXED SWAP	3370123	IFERC	HHUB	\$5.416
1/1/2014	8/4/2011	FIXED SWAP	3371644	IFERC	HHUB	\$5.437
2/1/2014	8/4/2011	FIXED SWAP	3371652	IFERC	HHUB	\$5.407
3/1/2014	8/4/2011	FIXED SWAP	3371653	IFERC	HHUB	\$5.327
1/1/2014	8/5/2011	FIXED SWAP	3372253	IFERC	HHUB	\$5.462
2/1/2014	8/5/2011	FIXED SWAP	3372254	IFERC	HHUB	\$5.432
3/1/2014	8/5/2011	FIXED SWAP	3372255	IFERC	HHUB	\$5.350
1/1/2014	8/16/2011	FIXED SWAP	3378588	IFERC	HHUB	\$5.491
2/1/2014	8/16/2011	FIXED SWAP	3378589	IFERC	HHUB	\$5.460
3/1/2014	8/16/2011	FIXED SWAP	3378590	IFERC	HHUB	\$5.380
1/1/2014	8/31/2011	FIXED SWAP	3386631	IFERC	MAINLN	\$5.437
2/1/2014	8/31/2011	FIXED SWAP	3386632	IFERC	MAINLN	\$5.403
3/1/2014	8/31/2011	FIXED SWAP	3386633	IFERC	MAINLN	\$5.319
1/1/2014	10/13/2011	FIXED SWAP	3458330	IFERC	MAINLN	\$5.041
2/1/2014	10/13/2011	FIXED SWAP	3458331	IFERC	MAINLN	\$5.009
3/1/2014	10/13/2011	FIXED SWAP	3458332	IFERC	MAINLN	\$4.926
1/1/2014	10/19/2011	FIXED SWAP	3461638	IFERC	MAINLN	\$5.023
2/1/2014	10/19/2011	FIXED SWAP	3461639	IFERC	MAINLN	\$4.989
3/1/2014	10/19/2011	FIXED SWAP	3461640	IFERC	MAINLN	\$4.904
1/1/2014	10/28/2011	FIXED SWAP	3473270	IFERC	MAINLN	\$5.081
2/1/2014	10/28/2011	FIXED SWAP	3473271	IFERC	MAINLN	\$5.054
3/1/2014	10/28/2011	FIXED SWAP	3473272	IFERC	MAINLN	\$4.976
4/1/2014	11/1/2011	FIXED SWAP	3475426	NYMEX	NG	\$4.816
5/1/2014	11/1/2011	FIXED SWAP	3475427	NYMEX	NG	\$4.826
6/1/2014	11/1/2011	FIXED SWAP	3475428	NYMEX	NG	\$4.856
7/1/2014	11/1/2011	FIXED SWAP	3475429	NYMEX	NG	\$4.893
4/1/2014	11/3/2011	FIXED SWAP	3477406	NYMEX	NG	\$4.775
5/1/2014	11/3/2011	FIXED SWAP	3477407	NYMEX	NG	\$4.785
6/1/2014	11/3/2011	FIXED SWAP	3477408	NYMEX	NG	\$4.815
7/1/2014	11/3/2011	FIXED SWAP	3477409	NYMEX	NG	\$4.852
1/1/2014	11/4/2011	FIXED SWAP	3478030	IFERC	MAINLN	\$4.949
2/1/2014	11/4/2011	FIXED SWAP	3478031	IFERC	MAINLN	\$4.922
3/1/2014	11/4/2011	FIXED SWAP	3478032	IFERC	MAINLN	\$4.844
4/1/2014	11/7/2011	FIXED SWAP	3479627	NYMEX	NG	\$4.725
5/1/2014	11/7/2011	FIXED SWAP	3479628	NYMEX	NG	\$4.735
6/1/2014	11/7/2011	FIXED SWAP	3479629	NYMEX	NG	\$4.763
7/1/2014	11/7/2011	FIXED SWAP	3479630	NYMEX	NG	\$4.799
4/1/2014	11/10/2011	FIXED SWAP	3488882	NYMEX	NG	\$4.619
5/1/2014	11/10/2011	FIXED SWAP	3488883	NYMEX	NG	\$4.629
6/1/2014	11/10/2011	FIXED SWAP	3488884	NYMEX	NG	\$4.657
7/1/2014	11/10/2011	FIXED SWAP	3488885	NYMEX	NG	\$4.693

e to Staffs 2nd Rogs (Q 12)

1/1/2014	11/15/2011	FIXED SWAP	3491024	IFERC	MAINLN	\$4,713
2/1/2014	11/15/2011	FIXED SWAP	3491025	IFERC	MAINLN	\$4,693
3/1/2014	11/15/2011	FIXED SWAP	3491026	IFERC	MAINLN	\$4,620
4/1/2014	11/15/2011	FIXED SWAP	3490980	NYMEX	NG	\$4,542
5/1/2014	11/15/2011	FIXED SWAP	3490981	NYMEX	NG	\$4,554
6/1/2014	11/15/2011	FIXED SWAP	3490982	NYMEX	NG	\$4,583
7/1/2014	11/15/2011	FIXED SWAP	3490983	NYMEX	NG	\$4,621
4/1/2014	11/18/2011	FIXED SWAP	3493027	NYMEX	NG	\$4,483
5/1/2014	11/18/2011	FIXED SWAP	3493028	NYMEX	NG	\$4,493
6/1/2014	11/18/2011	FIXED SWAP	3493029	NYMEX	NG	\$4,522
7/1/2014	11/18/2011	FIXED SWAP	3493030	NYMEX	NG	\$4,560
4/1/2014	12/5/2011	FIXED SWAP	3500344	NYMEX	NG	\$4,577
5/1/2014	12/5/2011	FIXED SWAP	3500345	NYMEX	NG	\$4,587
6/1/2014	12/5/2011	FIXED SWAP	3500346	NYMEX	NG	\$4,617
7/1/2014	12/5/2011	FIXED SWAP	3500347	NYMEX	NG	\$4,656
4/1/2014	12/14/2011	FIXED SWAP	3503811	NYMEX	NG	\$4,255
5/1/2014	12/14/2011	FIXED SWAP	3503812	NYMEX	NG	\$4,267
6/1/2014	12/14/2011	FIXED SWAP	3503813	NYMEX	NG	\$4,293
7/1/2014	12/14/2011	FIXED SWAP	3503814	NYMEX	NG	\$4,329
4/1/2014	1/24/2012	FIXED SWAP	3520564	NYMEX	NG	\$3,897
5/1/2014	1/24/2012	FIXED SWAP	3520565	NYMEX	NG	\$3,912
6/1/2014	1/24/2012	FIXED SWAP	3520566	NYMEX	NG	\$3,937
7/1/2014	1/24/2012	FIXED SWAP	3520567	NYMEX	NG	\$3,973
4/1/2014	1/30/2012	FIXED SWAP	3522710	NYMEX	NG	\$3,903
5/1/2014	1/30/2012	FIXED SWAP	3522711	NYMEX	NG	\$3,918
6/1/2014	1/30/2012	FIXED SWAP	3522712	NYMEX	NG	\$3,942
7/1/2014	1/30/2012	FIXED SWAP	3522713	NYMEX	NG	\$3,977
1/1/2014	1/31/2012	FIXED SWAP	3523053	IFERC	MAINLN	\$3,926
2/1/2014	1/31/2012	FIXED SWAP	3523054	IFERC	MAINLN	\$3,913
3/1/2014	1/31/2012	FIXED SWAP	3523055	IFERC	MAINLN	\$3,873
4/1/2014	2/22/2012	FIXED SWAP	3531873	NYMEX	NG	\$4,079
5/1/2014	2/22/2012	FIXED SWAP	3531874	NYMEX	NG	\$4,094
6/1/2014	2/22/2012	FIXED SWAP	3531875	NYMEX	NG	\$4,119
7/1/2014	2/22/2012	FIXED SWAP	3531876	NYMEX	NG	\$4,155
5/1/2014	3/1/2012	FIXED SWAP	3536399	IFERC	HHUB	\$3,866
6/1/2014	3/1/2012	FIXED SWAP	3536402	IFERC	HHUB	\$3,893
7/1/2014	3/1/2012	FIXED SWAP	3536403	IFERC	HHUB	\$3,930
5/1/2014	3/16/2012	FIXED SWAP	3542891	IFERC	HHUB	\$3,900
6/1/2014	3/16/2012	FIXED SWAP	3542892	IFERC	HHUB	\$3,926
7/1/2014	3/16/2012	FIXED SWAP	3542893	IFERC	HHUB	\$3,962
5/1/2014	3/27/2012	FIXED SWAP	3547123	IFERC	HHUB	\$3,838
6/1/2014	3/27/2012	FIXED SWAP	3547124	IFERC	HHUB	\$3,868
7/1/2014	3/27/2012	FIXED SWAP	3547125	IFERC	HHUB	\$3,904
4/1/2014	5/17/2012	FIXED SWAP	3605293	NYMEX	NG	\$3,848
5/1/2014	5/17/2012	FIXED SWAP	3605294	NYMEX	NG	\$3,866
6/1/2014	5/17/2012	FIXED SWAP	3605295	NYMEX	NG	\$3,898
7/1/2014	5/17/2012	FIXED SWAP	3605296	NYMEX	NG	\$3,938
1/1/2014	5/17/2012	FIXED SWAP	3605384	IFERC	MAINLN	\$4,068
2/1/2014	5/17/2012	FIXED SWAP	3605385	IFERC	MAINLN	\$4,041
3/1/2014	5/17/2012	FIXED SWAP	3605386	IFERC	MAINLN	\$3,973
1/1/2014	5/25/2012	FIXED SWAP	3609022	IFERC	MAINLN	\$3,964
2/1/2014	5/25/2012	FIXED SWAP	3609023	IFERC	MAINLN	\$3,944
3/1/2014	5/25/2012	FIXED SWAP	3609024	IFERC	MAINLN	\$3,879
4/1/2014	6/1/2012	FIXED SWAP	3612069	NYMEX	NG	\$3,854
5/1/2014	6/1/2012	FIXED SWAP	3612070	NYMEX	NG	\$3,870
6/1/2014	6/1/2012	FIXED SWAP	3612071	NYMEX	NG	\$3,703
7/1/2014	6/1/2012	FIXED SWAP	3612072	NYMEX	NG	\$3,745
4/1/2014	7/5/2012	FIXED SWAP	3635399	IFERC	MAINLN	\$3,784
5/1/2014	7/5/2012	FIXED SWAP	3635402	IFERC	MAINLN	\$3,799
6/1/2014	7/5/2012	FIXED SWAP	3635403	IFERC	MAINLN	\$3,823
7/1/2014	7/5/2012	FIXED SWAP	3635404	IFERC	MAINLN	\$3,865
1/1/2014	7/6/2012	FIXED SWAP	3636125	IFERC	MAINLN	\$3,966
2/1/2014	7/6/2012	FIXED SWAP	3636126	IFERC	MAINLN	\$3,942
3/1/2014	7/6/2012	FIXED SWAP	3636127	IFERC	MAINLN	\$3,865
4/1/2014	7/17/2012	FIXED SWAP	3643158	IFERC	MAINLN	\$3,742
5/1/2014	7/17/2012	FIXED SWAP	3643161	IFERC	MAINLN	\$3,760
6/1/2014	7/17/2012	FIXED SWAP	3643162	IFERC	MAINLN	\$3,785
7/1/2014	7/17/2012	FIXED SWAP	3643163	IFERC	MAINLN	\$3,825
1/1/2014	8/3/2012	FIXED SWAP	3661872	IFERC	MAINLN	\$3,923
2/1/2014	8/3/2012	FIXED SWAP	3661873	IFERC	MAINLN	\$3,912
3/1/2014	8/3/2012	FIXED SWAP	3661874	IFERC	MAINLN	\$3,854
4/1/2014	8/7/2012	FIXED SWAP	3664483	IFERC	MAINLN	\$3,821
5/1/2014	8/7/2012	FIXED SWAP	3664486	IFERC	MAINLN	\$3,833
6/1/2014	8/7/2012	FIXED SWAP	3664487	IFERC	MAINLN	\$3,855
7/1/2014	8/7/2012	FIXED SWAP	3664488	IFERC	MAINLN	\$3,893
4/1/2014	8/10/2012	FIXED SWAP	3667261	IFERC	MAINLN	\$3,781
5/1/2014	8/10/2012	FIXED SWAP	3667262	IFERC	MAINLN	\$3,792
6/1/2014	8/10/2012	FIXED SWAP	3667263	IFERC	MAINLN	\$3,815
7/1/2014	8/10/2012	FIXED SWAP	3667264	IFERC	MAINLN	\$3,852
1/1/2014	8/27/2012	FIXED SWAP	3681982	IFERC	MAINLN	\$3,825
2/1/2014	8/27/2012	FIXED SWAP	3681983	IFERC	MAINLN	\$3,816
3/1/2014	8/27/2012	FIXED SWAP	3681984	IFERC	MAINLN	\$3,757
4/1/2014	8/28/2012	FIXED SWAP	3683555	IFERC	MAINLN	\$3,572
5/1/2014	8/28/2012	FIXED SWAP	3683556	IFERC	MAINLN	\$3,584
6/1/2014	8/28/2012	FIXED SWAP	3683561	IFERC	MAINLN	\$3,606
7/1/2014	8/28/2012	FIXED SWAP	3683562	IFERC	MAINLN	\$3,645
4/1/2014	9/6/2012	FIXED SWAP	3696921	IFERC	MAINLN	\$3,650
5/1/2014	9/6/2012	FIXED SWAP	3696922	IFERC	MAINLN	\$3,661
6/1/2014	9/6/2012	FIXED SWAP	3696923	IFERC	MAINLN	\$3,684
7/1/2014	9/6/2012	FIXED SWAP	3696924	IFERC	MAINLN	\$3,723

to Staffs 2nd Rogs (Q12)

1/1/2014	9/10/2012	FIXED SWAP	3699720	IFERC	MAINLN	\$3.889
2/1/2014	9/10/2012	FIXED SWAP	3699721	IFERC	MAINLN	\$3.873
3/1/2014	9/10/2012	FIXED SWAP	3699722	IFERC	MAINLN	\$3.817
4/1/2014	9/17/2012	FIXED SWAP	3704568	IFERC	MAINLN	\$3.767
5/1/2014	9/17/2012	FIXED SWAP	3704569	IFERC	MAINLN	\$3.778
6/1/2014	9/17/2012	FIXED SWAP	3704570	IFERC	MAINLN	\$3.800
7/1/2014	9/17/2012	FIXED SWAP	3704571	IFERC	MAINLN	\$3.839
4/1/2014	10/23/2012	FIXED SWAP	3749638	IFERC	MAINLN	\$4.088
5/1/2014	10/23/2012	FIXED SWAP	3749639	IFERC	MAINLN	\$4.094
6/1/2014	10/23/2012	FIXED SWAP	3749640	IFERC	MAINLN	\$4.114
7/1/2014	10/23/2012	FIXED SWAP	3749641	IFERC	MAINLN	\$4.143
1/1/2014	10/23/2012	FIXED SWAP	3749653	IFERC	MAINLN	\$4.389
2/1/2014	10/23/2012	FIXED SWAP	3749654	IFERC	MAINLN	\$4.362
3/1/2014	10/23/2012	FIXED SWAP	3749655	IFERC	MAINLN	\$4.277
1/1/2014	10/26/2012	FIXED SWAP	3758101	IFERC	MAINLN	\$4.340
2/1/2014	10/26/2012	FIXED SWAP	3758102	IFERC	MAINLN	\$4.315
3/1/2014	10/26/2012	FIXED SWAP	3758103	IFERC	MAINLN	\$4.240
1/1/2014	11/2/2012	FIXED SWAP	3762636	IFERC	MAINLN	\$4.215
2/1/2014	11/2/2012	FIXED SWAP	3762637	IFERC	MAINLN	\$4.205
3/1/2014	11/2/2012	FIXED SWAP	3762638	IFERC	MAINLN	\$4.131
4/1/2014	11/7/2012	FIXED SWAP	3765681	IFERC	MAINLN	\$3.945
5/1/2014	11/7/2012	FIXED SWAP	3765682	IFERC	MAINLN	\$3.955
6/1/2014	11/7/2012	FIXED SWAP	3765683	IFERC	MAINLN	\$3.980
7/1/2014	11/7/2012	FIXED SWAP	3765684	IFERC	MAINLN	\$4.010
1/1/2014	11/9/2012	FIXED SWAP	3767488	IFERC	MAINLN	\$4.183
2/1/2014	11/9/2012	FIXED SWAP	3767494	IFERC	MAINLN	\$4.173
3/1/2014	11/9/2012	FIXED SWAP	3767495	IFERC	MAINLN	\$4.098
4/1/2014	11/14/2012	FIXED SWAP	3777594	IFERC	MAINLN	\$4.053
5/1/2014	11/14/2012	FIXED SWAP	3777595	IFERC	MAINLN	\$4.059
6/1/2014	11/14/2012	FIXED SWAP	3777596	IFERC	MAINLN	\$4.079
7/1/2014	11/14/2012	FIXED SWAP	3777597	IFERC	MAINLN	\$4.108
1/1/2014	11/15/2012	FIXED SWAP	3778417	IFERC	MAINLN	\$4.297
2/1/2014	11/15/2012	FIXED SWAP	3778418	IFERC	MAINLN	\$4.277
3/1/2014	11/15/2012	FIXED SWAP	3778419	IFERC	MAINLN	\$4.202
4/1/2014	11/19/2012	FIXED SWAP	3780649	IFERC	MAINLN	\$4.011
5/1/2014	11/19/2012	FIXED SWAP	3780650	IFERC	MAINLN	\$4.017
6/1/2014	11/19/2012	FIXED SWAP	3780651	IFERC	MAINLN	\$4.038
7/1/2014	11/19/2012	FIXED SWAP	3780652	IFERC	MAINLN	\$4.065
4/1/2014	11/28/2012	FIXED SWAP	3786538	IFERC	MAINLN	\$4.035
5/1/2014	11/28/2012	FIXED SWAP	3786539	IFERC	MAINLN	\$4.041
6/1/2014	11/28/2012	FIXED SWAP	3786540	IFERC	MAINLN	\$4.062
7/1/2014	11/28/2012	FIXED SWAP	3786541	IFERC	MAINLN	\$4.091
1/1/2014	11/28/2012	FIXED SWAP	3786534	IFERC	MAINLN	\$4.300
2/1/2014	11/28/2012	FIXED SWAP	3786535	IFERC	MAINLN	\$4.283
3/1/2014	11/28/2012	FIXED SWAP	3786536	IFERC	MAINLN	\$4.215
4/1/2014	11/29/2012	FIXED SWAP	3788132	IFERC	MAINLN	\$3.941
5/1/2014	11/29/2012	FIXED SWAP	3788133	IFERC	MAINLN	\$3.948
6/1/2014	11/29/2012	FIXED SWAP	3788134	IFERC	MAINLN	\$3.969
7/1/2014	11/29/2012	FIXED SWAP	3788135	IFERC	MAINLN	\$3.999
1/1/2014	11/29/2012	FIXED SWAP	3788064	IFERC	MAINLN	\$4.186
2/1/2014	11/29/2012	FIXED SWAP	3788065	IFERC	MAINLN	\$4.176
3/1/2014	11/29/2012	FIXED SWAP	3788066	IFERC	MAINLN	\$4.115
1/1/2014	12/6/2012	FIXED SWAP	3804137	IFERC	MAINLN	\$4.193
2/1/2014	12/6/2012	FIXED SWAP	3804138	IFERC	MAINLN	\$4.185
3/1/2014	12/6/2012	FIXED SWAP	3804139	IFERC	MAINLN	\$4.123
4/1/2014	12/7/2012	FIXED SWAP	3804721	IFERC	MAINLN	\$3.917
5/1/2014	12/7/2012	FIXED SWAP	3804722	IFERC	MAINLN	\$3.926
6/1/2014	12/7/2012	FIXED SWAP	3804723	IFERC	MAINLN	\$3.947
7/1/2014	12/7/2012	FIXED SWAP	3804724	IFERC	MAINLN	\$3.979
4/1/2014	12/10/2012	FIXED SWAP	3806323	IFERC	MAINLN	\$3.865
5/1/2014	12/10/2012	FIXED SWAP	3806324	IFERC	MAINLN	\$3.875
6/1/2014	12/10/2012	FIXED SWAP	3806325	IFERC	MAINLN	\$3.897
7/1/2014	12/10/2012	FIXED SWAP	3806326	IFERC	MAINLN	\$3.930
1/1/2014	12/10/2012	FIXED SWAP	3806258	IFERC	MAINLN	\$4.056
2/1/2014	12/10/2012	FIXED SWAP	3806259	IFERC	MAINLN	\$4.051
3/1/2014	12/10/2012	FIXED SWAP	3806260	IFERC	MAINLN	\$3.994
1/1/2014	12/14/2012	FIXED SWAP	3810169	IFERC	MAINLN	\$3.966
2/1/2014	12/14/2012	FIXED SWAP	3810170	IFERC	MAINLN	\$3.963
3/1/2014	12/14/2012	FIXED SWAP	3810171	IFERC	MAINLN	\$3.911
1/1/2014	12/27/2012	FIXED SWAP	3819269	IFERC	MAINLN	\$4.034
2/1/2014	12/27/2012	FIXED SWAP	3819270	IFERC	MAINLN	\$4.028
3/1/2014	12/27/2012	FIXED SWAP	3819271	IFERC	MAINLN	\$3.980
4/1/2014	1/29/2013	FIXED SWAP	3849352	IFERC	MAINLN	\$3.818
5/1/2014	1/29/2013	FIXED SWAP	3849353	IFERC	MAINLN	\$3.839
6/1/2014	1/29/2013	FIXED SWAP	3849354	IFERC	MAINLN	\$3.866
7/1/2014	1/29/2013	FIXED SWAP	3849355	IFERC	MAINLN	\$3.903
1/1/2014	2/14/2013	FIXED SWAP	3859902	IFERC	MAINLN	\$3.888
2/1/2014	2/14/2013	FIXED SWAP	3859903	IFERC	MAINLN	\$3.894
3/1/2014	2/14/2013	FIXED SWAP	3859904	IFERC	MAINLN	\$3.857
1/1/2014	8/30/2013	FIXED SWAP	4071985	IFERC	MAINLN	\$3.866
2/1/2014	8/30/2013	FIXED SWAP	4071986	IFERC	MAINLN	\$3.875
3/1/2014	8/30/2013	FIXED SWAP	4071987	IFERC	MAINLN	\$3.845
4/1/2014	8/30/2013	FIXED SWAP	4071971	IFERC	MAINLN	\$3.771
5/1/2014	8/30/2013	FIXED SWAP	4071972	IFERC	MAINLN	\$3.787
6/1/2014	8/30/2013	FIXED SWAP	4071973	IFERC	MAINLN	\$3.816
7/1/2014	8/30/2013	FIXED SWAP	4071974	IFERC	MAINLN	\$3.849
4/1/2014	9/10/2013	FIXED SWAP	4089616	IFERC	MAINLN	\$3.749
5/1/2014	9/10/2013	FIXED SWAP	4089617	IFERC	MAINLN	\$3.764
6/1/2014	9/10/2013	FIXED SWAP	4089618	IFERC	MAINLN	\$3.794
7/1/2014	9/10/2013	FIXED SWAP	4089619	IFERC	MAINLN	\$3.825
4/1/2014	9/25/2013	FIXED SWAP	4107076	IFERC	MAINLN	\$3.683
5/1/2014	9/25/2013	FIXED SWAP	4107077	IFERC	MAINLN	\$3.700
6/1/2014	9/25/2013	FIXED SWAP	4107078	IFERC	MAINLN	\$3.730
7/1/2014	9/25/2013	FIXED SWAP	4107079	IFERC	MAINLN	\$3.760

to Staff's 2nd Rogs (Q12)

4/1/2014	10/9/2013	FIXED SWAP	4140422	IFERC	MAINLN	\$3.809
5/1/2014	10/9/2013	FIXED SWAP	4140423	IFERC	MAINLN	\$3.819
6/1/2014	10/9/2013	FIXED SWAP	4140424	IFERC	MAINLN	\$3.850
7/1/2014	10/9/2013	FIXED SWAP	4140425	IFERC	MAINLN	\$3.882
4/1/2014	10/22/2013	FIXED SWAP	4170583	IFERC	MAINLN	\$3.685
5/1/2014	10/22/2013	FIXED SWAP	4170584	IFERC	MAINLN	\$3.699
6/1/2014	10/22/2013	FIXED SWAP	4170585	IFERC	MAINLN	\$3.731
7/1/2014	10/22/2013	FIXED SWAP	4170586	IFERC	MAINLN	\$3.765
4/1/2014	10/28/2013	FIXED SWAP	4180031	IFERC	MAINLN	\$3.647
5/1/2014	10/28/2013	FIXED SWAP	4180032	IFERC	MAINLN	\$3.660
6/1/2014	10/28/2013	FIXED SWAP	4180033	IFERC	MAINLN	\$3.695
7/1/2014	10/28/2013	FIXED SWAP	4180034	IFERC	MAINLN	\$3.730
4/1/2014	11/1/2013	FIXED SWAP	4226116	IFERC	MAINLN	\$3.512
5/1/2014	11/1/2013	FIXED SWAP	4226117	IFERC	MAINLN	\$3.527
6/1/2014	11/1/2013	FIXED SWAP	4226118	IFERC	MAINLN	\$3.564
7/1/2014	11/1/2013	FIXED SWAP	4226121	IFERC	MAINLN	\$3.602
4/1/2014	11/6/2013	FIXED SWAP	4235119	IFERC	MAINLN	\$3.504
5/1/2014	11/6/2013	FIXED SWAP	4235120	IFERC	MAINLN	\$3.515
6/1/2014	11/6/2013	FIXED SWAP	4235121	IFERC	MAINLN	\$3.554
7/1/2014	11/6/2013	FIXED SWAP	4235122	IFERC	MAINLN	\$3.595
4/1/2014	12/9/2013	FIXED SWAP	4263594	IFERC	MAINLN	\$3.942
5/1/2014	12/9/2013	FIXED SWAP	4263595	IFERC	MAINLN	\$3.938
6/1/2014	12/9/2013	FIXED SWAP	4263596	IFERC	MAINLN	\$3.960
7/1/2014	12/9/2013	FIXED SWAP	4263597	IFERC	MAINLN	\$3.989
4/1/2014	12/10/2013	FIXED SWAP	4264229	IFERC	MAINLN	\$4.045
5/1/2014	12/10/2013	FIXED SWAP	4264232	IFERC	MAINLN	\$4.038
6/1/2014	12/10/2013	FIXED SWAP	4264233	IFERC	MAINLN	\$4.057
7/1/2014	12/10/2013	FIXED SWAP	4264234	IFERC	MAINLN	\$4.083
4/1/2014	12/11/2013	FIXED SWAP	4264956	IFERC	MAINLN	\$4.080
5/1/2014	12/11/2013	FIXED SWAP	4264959	IFERC	MAINLN	\$4.067
6/1/2014	12/11/2013	FIXED SWAP	4264962	IFERC	MAINLN	\$4.084
7/1/2014	12/11/2013	FIXED SWAP	4264965	IFERC	MAINLN	\$4.109
4/1/2014	12/12/2013	FIXED SWAP	4268159	IFERC	TRNSZ4	\$4.134
5/1/2014	12/12/2013	FIXED SWAP	4268160	IFERC	TRNSZ4	\$4.130
6/1/2014	12/12/2013	FIXED SWAP	4268161	IFERC	TRNSZ4	\$4.146
7/1/2014	12/12/2013	FIXED SWAP	4268162	IFERC	TRNSZ4	\$4.171
5/1/2014	12/13/2013	FIXED SWAP	4268838	IFERC	HHUB	\$4.125
6/1/2014	12/13/2013	FIXED SWAP	4268839	IFERC	HHUB	\$4.142
7/1/2014	12/13/2013	FIXED SWAP	4268840	IFERC	HHUB	\$4.168
5/1/2014	12/17/2013	FIXED SWAP	4271209	IFERC	HHUB	\$4.138
6/1/2014	12/17/2013	FIXED SWAP	4271210	IFERC	HHUB	\$4.157
7/1/2014	12/17/2013	FIXED SWAP	4271211	IFERC	HHUB	\$4.184
5/1/2014	12/18/2013	FIXED SWAP	4271925	IFERC	HHUB	\$4.107
6/1/2014	12/18/2013	FIXED SWAP	4271926	IFERC	HHUB	\$4.125
7/1/2014	12/18/2013	FIXED SWAP	4271927	IFERC	HHUB	\$4.153
5/1/2014	12/19/2013	FIXED SWAP	4273041	IFERC	HHUB	\$4.189
6/1/2014	12/19/2013	FIXED SWAP	4273042	IFERC	HHUB	\$4.206
7/1/2014	12/19/2013	FIXED SWAP	4273043	IFERC	HHUB	\$4.232
5/1/2014	1/10/2014	FIXED SWAP	4290395	IFERC	HHUB	\$3.892
6/1/2014	1/10/2014	FIXED SWAP	4290396	IFERC	HHUB	\$3.914
7/1/2014	1/10/2014	FIXED SWAP	4290397	IFERC	HHUB	\$3.946

* Percentage difference from trade price - Negative identifies when a trade price is above the closing market price for the respective day based on the simplified comparison.

* Percentage difference from trade price - Positive identifies when a trade price is below the closing market price for the respective day based on the simplified comparison.

Note 1

Due to the test period of the request being different than the actual months of the strip deals executed, this causes the appearance of trades being more than 5% different from the market price for the respective day based on the simplified comparison. Below, the entire strips have been put together to show how it would look when in complete form.

REDACTED

Attachment A

Question 12

2014 January - July Storage Swap Hedges

Delivery Month	Trade Date	Instrument	Z Key	Market	Location	Volume MMBtu	Trade Price (\$/MMBtu)	Market Price on Trade Date	Percent Difference from Trade Price
6/1/2014	3/19/2014	FIXED SWAP	4370699	IFERC	FGT23			\$4.673	
6/1/2014	4/16/2014	FIXED SWAP	4436487	IFERC	FGT23			\$4.717	

There were no storage hedges done between August 2013 and May 2014

- * Percentage difference from trade price - Negative identifies when a trade price is above the closing market price for the respective day based on the simplified comparison.
- * Percentage difference from trade price - Positive identifies when a trade price is below the closing market price for the respective day based on the simplified comparison.

Note 1

Due to the test period of the request being different than the actual months of the strip deals executed, this causes the appearance of trades being more than 5% different from the market price for the respective day based on the simplified comparison. Below, the entire strips have been put together to show how it would look when in complete form.

REDACTED

Question 15
2014 January - July Options

Delivery Month	Trade Date	Instrument	Z Key	Put/Call	Market	Location	Strike Price	Trade Price (\$/MMBtu)	Settled Quantity MMBtu
4/1/2014	12/9/2011	FIXED FINANCIAL OPTION	3502050	CALL	NYMEX	NG			
4/1/2014	12/9/2011	FIXED FINANCIAL OPTION	3502050	PUT	NYMEX	NG			
5/1/2014	12/9/2011	FIXED FINANCIAL OPTION	3502051	CALL	NYMEX	NG			
5/1/2014	12/9/2011	FIXED FINANCIAL OPTION	3502051	PUT	NYMEX	NG			
6/1/2014	12/9/2011	FIXED FINANCIAL OPTION	3502052	CALL	NYMEX	NG			
6/1/2014	12/9/2011	FIXED FINANCIAL OPTION	3502052	PUT	NYMEX	NG			
7/1/2014	12/9/2011	FIXED FINANCIAL OPTION	3502053	CALL	NYMEX	NG			
7/1/2014	12/9/2011	FIXED FINANCIAL OPTION	3502053	PUT	NYMEX	NG			
1/1/2014	1/10/2012	FIXED FINANCIAL OPTION	3513801	CALL	NYMEX	NG			
1/1/2014	1/10/2012	FIXED FINANCIAL OPTION	3513801	PUT	NYMEX	NG			
2/1/2014	1/10/2012	FIXED FINANCIAL OPTION	3513802	CALL	NYMEX	NG			
2/1/2014	1/10/2012	FIXED FINANCIAL OPTION	3513802	PUT	NYMEX	NG			
3/1/2014	1/10/2012	FIXED FINANCIAL OPTION	3513803	CALL	NYMEX	NG			
3/1/2014	1/10/2012	FIXED FINANCIAL OPTION	3513803	PUT	NYMEX	NG			
4/1/2014	1/10/2012	FIXED FINANCIAL OPTION	3513804	CALL	NYMEX	NG			
4/1/2014	1/10/2012	FIXED FINANCIAL OPTION	3513804	PUT	NYMEX	NG			
5/1/2014	1/10/2012	FIXED FINANCIAL OPTION	3513805	CALL	NYMEX	NG			
5/1/2014	1/10/2012	FIXED FINANCIAL OPTION	3513805	PUT	NYMEX	NG			
6/1/2014	1/10/2012	FIXED FINANCIAL OPTION	3513806	CALL	NYMEX	NG			
6/1/2014	1/10/2012	FIXED FINANCIAL OPTION	3513806	PUT	NYMEX	NG			
7/1/2014	1/10/2012	FIXED FINANCIAL OPTION	3513807	CALL	NYMEX	NG			
7/1/2014	1/10/2012	FIXED FINANCIAL OPTION	3513807	PUT	NYMEX	NG			
1/1/2014	2/1/2012	FIXED FINANCIAL OPTION	3523371	CALL	NYMEX	NG			
1/1/2014	2/1/2012	FIXED FINANCIAL OPTION	3523371	PUT	NYMEX	NG			
2/1/2014	2/1/2012	FIXED FINANCIAL OPTION	3523372	CALL	NYMEX	NG			
2/1/2014	2/1/2012	FIXED FINANCIAL OPTION	3523372	PUT	NYMEX	NG			
3/1/2014	2/1/2012	FIXED FINANCIAL OPTION	3523373	CALL	NYMEX	NG			
3/1/2014	2/1/2012	FIXED FINANCIAL OPTION	3523373	PUT	NYMEX	NG			
4/1/2014	2/1/2012	FIXED FINANCIAL OPTION	3523374	CALL	NYMEX	NG			
4/1/2014	2/1/2012	FIXED FINANCIAL OPTION	3523374	PUT	NYMEX	NG			
5/1/2014	2/1/2012	FIXED FINANCIAL OPTION	3523375	CALL	NYMEX	NG			
5/1/2014	2/1/2012	FIXED FINANCIAL OPTION	3523375	PUT	NYMEX	NG			
6/1/2014	2/1/2012	FIXED FINANCIAL OPTION	3523376	CALL	NYMEX	NG			
6/1/2014	2/1/2012	FIXED FINANCIAL OPTION	3523376	PUT	NYMEX	NG			
7/1/2014	2/1/2012	FIXED FINANCIAL OPTION	3523377	CALL	NYMEX	NG			
7/1/2014	2/1/2012	FIXED FINANCIAL OPTION	3523377	PUT	NYMEX	NG			
1/1/2014	2/27/2012	FIXED FINANCIAL OPTION	3533846	CALL	NYMEX	NG			
1/1/2014	2/27/2012	FIXED FINANCIAL OPTION	3533846	PUT	NYMEX	NG			
2/1/2014	2/27/2012	FIXED FINANCIAL OPTION	3533847	CALL	NYMEX	NG			
2/1/2014	2/27/2012	FIXED FINANCIAL OPTION	3533847	PUT	NYMEX	NG			
3/1/2014	2/27/2012	FIXED FINANCIAL OPTION	3533848	CALL	NYMEX	NG			
3/1/2014	2/27/2012	FIXED FINANCIAL OPTION	3533848	PUT	NYMEX	NG			
4/1/2014	2/27/2012	FIXED FINANCIAL OPTION	3533849	CALL	NYMEX	NG			
4/1/2014	2/27/2012	FIXED FINANCIAL OPTION	3533849	PUT	NYMEX	NG			
5/1/2014	2/27/2012	FIXED FINANCIAL OPTION	3533850	CALL	NYMEX	NG			
5/1/2014	2/27/2012	FIXED FINANCIAL OPTION	3533850	PUT	NYMEX	NG			
6/1/2014	2/27/2012	FIXED FINANCIAL OPTION	3533851	CALL	NYMEX	NG			
6/1/2014	2/27/2012	FIXED FINANCIAL OPTION	3533851	PUT	NYMEX	NG			
7/1/2014	2/27/2012	FIXED FINANCIAL OPTION	3533852	CALL	NYMEX	NG			
7/1/2014	2/27/2012	FIXED FINANCIAL OPTION	3533852	PUT	NYMEX	NG			
1/1/2014	3/7/2012	FIXED FINANCIAL OPTION	3538877	CALL	NYMEX	NG			
1/1/2014	3/7/2012	FIXED FINANCIAL OPTION	3538877	PUT	NYMEX	NG			
2/1/2014	3/7/2012	FIXED FINANCIAL OPTION	3538878	CALL	NYMEX	NG			
2/1/2014	3/7/2012	FIXED FINANCIAL OPTION	3538878	PUT	NYMEX	NG			
3/1/2014	3/7/2012	FIXED FINANCIAL OPTION	3538879	CALL	NYMEX	NG			
3/1/2014	3/7/2012	FIXED FINANCIAL OPTION	3538879	PUT	NYMEX	NG			
4/1/2014	3/7/2012	FIXED FINANCIAL OPTION	3538880	CALL	NYMEX	NG			
4/1/2014	3/7/2012	FIXED FINANCIAL OPTION	3538880	PUT	NYMEX	NG			
5/1/2014	3/7/2012	FIXED FINANCIAL OPTION	3538881	CALL	NYMEX	NG			
5/1/2014	3/7/2012	FIXED FINANCIAL OPTION	3538881	PUT	NYMEX	NG			
6/1/2014	3/7/2012	FIXED FINANCIAL OPTION	3538882	CALL	NYMEX	NG			
6/1/2014	3/7/2012	FIXED FINANCIAL OPTION	3538882	PUT	NYMEX	NG			
7/1/2014	3/7/2012	FIXED FINANCIAL OPTION	3538883	CALL	NYMEX	NG			
7/1/2014	3/7/2012	FIXED FINANCIAL OPTION	3538883	PUT	NYMEX	NG			
1/1/2014	3/30/2012	FIXED FINANCIAL OPTION	3551068	CALL	IFERC	TRNSZ4			
1/1/2014	3/30/2012	FIXED FINANCIAL OPTION	3551068	PUT	IFERC	TRNSZ4			
2/1/2014	3/30/2012	FIXED FINANCIAL OPTION	3551069	CALL	IFERC	TRNSZ4			
2/1/2014	3/30/2012	FIXED FINANCIAL OPTION	3551069	PUT	IFERC	TRNSZ4			
3/1/2014	3/30/2012	FIXED FINANCIAL OPTION	3551070	CALL	IFERC	TRNSZ4			
3/1/2014	3/30/2012	FIXED FINANCIAL OPTION	3551070	PUT	IFERC	TRNSZ4			
4/1/2014	3/30/2012	FIXED FINANCIAL OPTION	3551071	CALL	IFERC	TRNSZ4			
4/1/2014	3/30/2012	FIXED FINANCIAL OPTION	3551071	PUT	IFERC	TRNSZ4			
5/1/2014	3/30/2012	FIXED FINANCIAL OPTION	3551072	CALL	IFERC	TRNSZ4			
5/1/2014	3/30/2012	FIXED FINANCIAL OPTION	3551072	PUT	IFERC	TRNSZ4			
6/1/2014	3/30/2012	FIXED FINANCIAL OPTION	3551073	CALL	IFERC	TRNSZ4			
6/1/2014	3/30/2012	FIXED FINANCIAL OPTION	3551073	PUT	IFERC	TRNSZ4			
7/1/2014	3/30/2012	FIXED FINANCIAL OPTION	3551074	CALL	IFERC	TRNSZ4			
7/1/2014	3/30/2012	FIXED FINANCIAL OPTION	3551074	PUT	IFERC	TRNSZ4			
1/1/2014	4/11/2012	FIXED FINANCIAL OPTION	3581780	CALL	IFERC	TRNSZ4			
1/1/2014	4/11/2012	FIXED FINANCIAL OPTION	3581780	PUT	IFERC	TRNSZ4			

4/1/2014	7/11/2012	FIXED FINANCIAL OPTION	3639225	CALL	IFERC	TRNSZ4
4/1/2014	7/11/2012	FIXED FINANCIAL OPTION	3639225	PUT	IFERC	TRNSZ4
5/1/2014	7/11/2012	FIXED FINANCIAL OPTION	3639226	CALL	IFERC	TRNSZ4
5/1/2014	7/11/2012	FIXED FINANCIAL OPTION	3639226	PUT	IFERC	TRNSZ4
6/1/2014	7/11/2012	FIXED FINANCIAL OPTION	3639227	CALL	IFERC	TRNSZ4
6/1/2014	7/11/2012	FIXED FINANCIAL OPTION	3639227	PUT	IFERC	TRNSZ4
7/1/2014	7/11/2012	FIXED FINANCIAL OPTION	3639228	CALL	IFERC	TRNSZ4
7/1/2014	7/11/2012	FIXED FINANCIAL OPTION	3639228	PUT	IFERC	TRNSZ4
1/1/2014	7/31/2012	FIXED FINANCIAL OPTION	3656825	CALL	IFERC	TRNSZ4
1/1/2014	7/31/2012	FIXED FINANCIAL OPTION	3656825	PUT	IFERC	TRNSZ4
2/1/2014	7/31/2012	FIXED FINANCIAL OPTION	3656826	CALL	IFERC	TRNSZ4
2/1/2014	7/31/2012	FIXED FINANCIAL OPTION	3656826	PUT	IFERC	TRNSZ4
3/1/2014	7/31/2012	FIXED FINANCIAL OPTION	3656827	CALL	IFERC	TRNSZ4
3/1/2014	7/31/2012	FIXED FINANCIAL OPTION	3656827	PUT	IFERC	TRNSZ4
4/1/2014	7/31/2012	FIXED FINANCIAL OPTION	3656828	CALL	IFERC	TRNSZ4
4/1/2014	7/31/2012	FIXED FINANCIAL OPTION	3656828	PUT	IFERC	TRNSZ4
5/1/2014	7/31/2012	FIXED FINANCIAL OPTION	3656829	CALL	IFERC	TRNSZ4
5/1/2014	7/31/2012	FIXED FINANCIAL OPTION	3656829	PUT	IFERC	TRNSZ4
6/1/2014	7/31/2012	FIXED FINANCIAL OPTION	3656830	CALL	IFERC	TRNSZ4
6/1/2014	7/31/2012	FIXED FINANCIAL OPTION	3656830	PUT	IFERC	TRNSZ4
7/1/2014	7/31/2012	FIXED FINANCIAL OPTION	3656831	CALL	IFERC	TRNSZ4
7/1/2014	7/31/2012	FIXED FINANCIAL OPTION	3656831	PUT	IFERC	TRNSZ4
1/1/2014	8/24/2012	FIXED FINANCIAL OPTION	3678444	CALL	IFERC	TRNSZ4
1/1/2014	8/24/2012	FIXED FINANCIAL OPTION	3678444	PUT	IFERC	TRNSZ4
2/1/2014	8/24/2012	FIXED FINANCIAL OPTION	3678445	CALL	IFERC	TRNSZ4
2/1/2014	8/24/2012	FIXED FINANCIAL OPTION	3678445	PUT	IFERC	TRNSZ4
3/1/2014	8/24/2012	FIXED FINANCIAL OPTION	3678446	CALL	IFERC	TRNSZ4
3/1/2014	8/24/2012	FIXED FINANCIAL OPTION	3678446	PUT	IFERC	TRNSZ4
4/1/2014	8/24/2012	FIXED FINANCIAL OPTION	3678447	CALL	IFERC	TRNSZ4
4/1/2014	8/24/2012	FIXED FINANCIAL OPTION	3678447	PUT	IFERC	TRNSZ4
5/1/2014	8/24/2012	FIXED FINANCIAL OPTION	3678448	CALL	IFERC	TRNSZ4
5/1/2014	8/24/2012	FIXED FINANCIAL OPTION	3678448	PUT	IFERC	TRNSZ4
6/1/2014	8/24/2012	FIXED FINANCIAL OPTION	3678449	CALL	IFERC	TRNSZ4
6/1/2014	8/24/2012	FIXED FINANCIAL OPTION	3678449	PUT	IFERC	TRNSZ4
7/1/2014	8/24/2012	FIXED FINANCIAL OPTION	3678450	CALL	IFERC	TRNSZ4
7/1/2014	8/24/2012	FIXED FINANCIAL OPTION	3678450	PUT	IFERC	TRNSZ4
1/1/2014	10/8/2012	FIXED FINANCIAL OPTION	3738706	CALL	IFERC	TRNSZ4
1/1/2014	10/8/2012	FIXED FINANCIAL OPTION	3738706	PUT	IFERC	TRNSZ4
2/1/2014	10/8/2012	FIXED FINANCIAL OPTION	3738707	CALL	IFERC	TRNSZ4
2/1/2014	10/8/2012	FIXED FINANCIAL OPTION	3738707	PUT	IFERC	TRNSZ4
3/1/2014	10/8/2012	FIXED FINANCIAL OPTION	3738708	CALL	IFERC	TRNSZ4
3/1/2014	10/8/2012	FIXED FINANCIAL OPTION	3738708	PUT	IFERC	TRNSZ4
4/1/2014	10/8/2012	FIXED FINANCIAL OPTION	3738709	CALL	IFERC	TRNSZ4
4/1/2014	10/8/2012	FIXED FINANCIAL OPTION	3738709	PUT	IFERC	TRNSZ4
5/1/2014	10/8/2012	FIXED FINANCIAL OPTION	3738710	CALL	IFERC	TRNSZ4
5/1/2014	10/8/2012	FIXED FINANCIAL OPTION	3738710	PUT	IFERC	TRNSZ4
6/1/2014	10/8/2012	FIXED FINANCIAL OPTION	3738711	CALL	IFERC	TRNSZ4
6/1/2014	10/8/2012	FIXED FINANCIAL OPTION	3738711	PUT	IFERC	TRNSZ4
7/1/2014	10/8/2012	FIXED FINANCIAL OPTION	3738712	CALL	IFERC	TRNSZ4
7/1/2014	10/8/2012	FIXED FINANCIAL OPTION	3738712	PUT	IFERC	TRNSZ4

* No observable market indications or quotes available for options.

Question 13
 2014 January - July Swap Hedges
 Light Fuel Oil

Delivery Month	Trade Date	Instrument	Z Key	Market	Location	Volume BBLs	Trade Price	Market Price on Trade Date	Percent Difference from Trade Price
1/1/2014	11/11/2013	FIXED SWAP	4239468	USGLF	NO2ULS			\$119.09	
2/1/2014	11/11/2013	FIXED SWAP	4239469	USGLF	NO2ULS			\$119.44	
3/1/2014	11/11/2013	FIXED SWAP	4239470	USGLF	NO2ULS			\$119.81	
4/1/2014	11/11/2013	FIXED SWAP	4239471	USGLF	NO2ULS			\$119.78	
5/1/2014	11/11/2013	FIXED SWAP	4239472	USGLF	NO2ULS			\$119.60	
6/1/2014	11/11/2013	FIXED SWAP	4239473	USGLF	NO2ULS			\$119.55	
7/1/2014	11/11/2013	FIXED SWAP	4239474	USGLF	NO2ULS			\$119.49	
1/1/2014	11/15/2013	FIXED SWAP	4242337	USGLF	NO2ULS			\$120.65	
2/1/2014	11/15/2013	FIXED SWAP	4242354	USGLF	NO2ULS			\$120.99	
3/1/2014	11/15/2013	FIXED SWAP	4242355	USGLF	NO2ULS			\$121.52	
4/1/2014	2/7/2014	FIXED SWAP	4318164	USGLF	NO2ULS			\$121.49	
5/1/2014	2/7/2014	FIXED SWAP	4318165	USGLF	NO2ULS			\$121.12	
6/1/2014	2/7/2014	FIXED SWAP	4318166	USGLF	NO2ULS			\$120.84	
7/1/2014	2/10/2014	FIXED SWAP	4320148	USGLF	NO2ULS			\$123.03	

Light Fuel Oil prices and quantities are traded financially in gallons.

* Percentage difference from trade price - Negative identifies when a trade price is above the closing market price for the respective day based on the simplified comparison.

* Percentage difference from trade price - Positive identifies when a trade price is below the closing market price for the respective day based on the simplified comparison.

Note 1

Due to the test period of the request being different than the actual months of the strip deals executed, this causes the appearance of trades being more than 5% different from the market price for the respective day based on the simplified comparison. Below, the entire strips have been put together to show how it would look when in complete form.

REDACTED

Question 13

2014 January - July Fuel Oil Swap Hedges - Barge

Light Fuel Oil

Delivery Month	Trade Date	Instrument	Z Key	Market	Location	Volume Gal	Trade Price	Market Price on Trade Date	Percent Difference from Trade Price
1/1/2014	3/6/2013	FIXED SWAP	3880008	USGLF	NO2ULS			\$2.911	
2/1/2014	3/6/2013	FIXED SWAP	3881971	USGLF	NO2ULS			\$2.905	
3/1/2014	3/6/2013	FIXED SWAP	3881974	USGLF	NO2ULS			\$2.896	
4/1/2014	4/15/2013	FIXED SWAP	3926543	USGLF	NO2ULS			\$2.810	
5/1/2014	4/15/2013	FIXED SWAP	3926545	USGLF	NO2ULS			\$2.799	
6/1/2014	4/15/2013	FIXED SWAP	3926546	USGLF	NO2ULS			\$2.795	
7/1/2014	5/7/2013	FIXED SWAP	3965095	USGLF	NO2ULS			\$2.851	
1/1/2014	5/16/2013	FIXED SWAP	3971448	USGLF	NO2ULS			\$2.887	
2/1/2014	5/16/2013	FIXED SWAP	3971450	USGLF	NO2ULS			\$2.884	
3/1/2014	5/16/2013	FIXED SWAP	3971452	USGLF	NO2ULS			\$2.874	
4/1/2014	5/23/2013	FIXED SWAP	3978961	USGLF	NO2ULS			\$2.837	
5/1/2014	5/23/2013	FIXED SWAP	3978963	USGLF	NO2ULS			\$2.829	
6/1/2014	5/23/2013	FIXED SWAP	3978965	USGLF	NO2ULS			\$2.824	
7/1/2014	8/20/2013	FIXED SWAP	4062561	USGLF	NO2ULS			\$2.937	
1/1/2014	9/23/2013	FIXED SWAP	4105864	USGLF	NO2ULS			\$2.900	
2/1/2014	9/23/2013	FIXED SWAP	4105865	USGLF	NO2ULS			\$2.897	
3/1/2014	9/23/2013	FIXED SWAP	4105866	USGLF	NO2ULS			\$2.891	
4/1/2014	10/17/2013	FIXED SWAP	4165805	USGLF	NO2ULS			\$2.929	
5/1/2014	10/17/2013	FIXED SWAP	4165806	USGLF	NO2ULS			\$2.917	
6/1/2014	10/17/2013	FIXED SWAP	4165807	USGLF	NO2ULS			\$2.908	
7/1/2014	10/23/2013	FIXED SWAP	4175876	USGLF	NO2ULS			\$2.845	
1/1/2014	10/29/2013	FIXED SWAP	4219684	USGLF	NO2ULS			\$2.908	
2/1/2014	10/29/2013	FIXED SWAP	4219685	USGLF	NO2ULS			\$2.914	
3/1/2014	10/29/2013	FIXED SWAP	4219686	USGLF	NO2ULS			\$2.916	
4/1/2014	11/1/2013	FIXED SWAP	4226098	USGLF	NO2ULS			\$2.838	
5/1/2014	11/1/2013	FIXED SWAP	4226105	USGLF	NO2ULS			\$2.832	
6/1/2014	11/1/2013	FIXED SWAP	4226106	USGLF	NO2ULS			\$2.828	
7/1/2014	11/1/2013	FIXED SWAP	4226107	USGLF	NO2ULS			\$2.824	
4/1/2014	3/21/2014	FIXED SWAP	4374228	USGLF	NO2ULS			\$2.883	
5/1/2014	3/21/2014	FIXED SWAP	4374230	USGLF	NO2ULS			\$2.873	
6/1/2014	3/21/2014	FIXED SWAP	4374231	USGLF	NO2ULS			\$2.871	
7/1/2014	3/31/2014	FIXED SWAP	4397348	USGLF	NO2ULS			\$2.903	
7/1/2014	4/10/2014	FIXED SWAP	4405946	USGLF	NO2ULS			\$2.895	

Light Fuel Oil prices and quantities are traded financially in gallons.

Question 13

2014 January - July Fuel Oil Swap Hedges - Rail

Light Fuel Oil

Delivery Month	Trade Date	Instrument	Z Key	Market	Location	Volume Gal	Trade Price	Market Price on Trade Date	Percent Difference from Trade Price
1/1/2014	3/15/2013	FIXED SWAP	3887237	USGLF	NO2ULS			\$2.929	
1/1/2014	10/22/2013	FIXED SWAP	4170809	USGLF	NO2ULS			\$2.939	
2/1/2014	3/15/2013	FIXED SWAP	3887241	USGLF	NO2ULS			\$2.921	
2/1/2014	10/22/2013	FIXED SWAP	4170810	USGLF	NO2ULS			\$2.946	
3/1/2014	3/15/2013	FIXED SWAP	3887242	USGLF	NO2ULS			\$2.911	
3/1/2014	10/22/2013	FIXED SWAP	4170811	USGLF	NO2ULS			\$2.940	
4/1/2014	4/22/2013	FIXED SWAP	3937698	USGLF	NO2ULS			\$2.786	
4/1/2014	10/25/2013	FIXED SWAP	4177258	USGLF	NO2ULS			\$2.866	
5/1/2014	4/22/2013	FIXED SWAP	3937709	USGLF	NO2ULS			\$2.774	
5/1/2014	10/25/2013	FIXED SWAP	4177259	USGLF	NO2ULS			\$2.857	
6/1/2014	4/22/2013	FIXED SWAP	3937710	USGLF	NO2ULS			\$2.770	
6/1/2014	10/25/2013	FIXED SWAP	4177260	USGLF	NO2ULS			\$2.851	
7/1/2014	5/31/2013	FIXED SWAP	3984928	USGLF	NO2ULS			\$2.762	
7/1/2014	10/23/2013	FIXED SWAP	4175879	USGLF	NO2ULS			\$2.845	

Light Fuel Oil prices and quantities are traded financially in gallons.

* Percentage difference from trade price - Negative identifies when a trade price is above the closing market price for the respective day based on the simplified comparison.

* Percentage difference from trade price - Positive identifies when a trade price is below the closing market price for the respective day based on the simplified comparison.

Note 1

Due to the test period of the request being different than the actual months of the strip deals executed, this causes the appearance of trades being more than 5% different from the market price for the respective day based on the simplified comparison. Below, the entire strips have been put together to show how it would look when in complete form.

Delivery Month	Trade Date	Instrument	Z Key	Market	Location	Volume MMBtu	Trade Price (\$/MMBtu)	Market Price on Trade Date	Percent Difference from Trade Price
8/1/2013	7/6/2007	FIXED SWAP	2126534	IFERC	HHUB			\$6 900	
9/1/2013	7/6/2007	FIXED SWAP	2126536	IFERC	HHUB			\$6 941	
10/1/2013	7/6/2007	FIXED SWAP	2126537	IFERC	HHUB			\$7 037	
8/1/2013	7/11/2007	FIXED SWAP	2130423	IFERC	HHUB			\$6 967	
9/1/2013	7/11/2007	FIXED SWAP	2130424	IFERC	HHUB			\$6 909	
10/1/2013	7/11/2007	FIXED SWAP	2130427	IFERC	HHUB			\$7 004	
8/1/2013	7/19/2007	FIXED SWAP	2140354	IFERC	HHUB			\$7 070	
9/1/2013	7/19/2007	FIXED SWAP	2140355	IFERC	HHUB			\$7 112	
10/1/2013	7/19/2007	FIXED SWAP	2140358	IFERC	HHUB			\$7 209	
8/1/2013	8/14/2007	FIXED SWAP	2165086	IFERC	HHUB			\$7 173	
9/1/2013	8/14/2007	FIXED SWAP	2165087	IFERC	HHUB			\$7 212	
10/1/2013	8/14/2007	FIXED SWAP	2165088	IFERC	HHUB			\$7 307	
8/1/2013	8/28/2007	FIXED SWAP	2181892	IFERC	HHUB			\$6 949	
9/1/2013	8/28/2007	FIXED SWAP	2181893	IFERC	HHUB			\$6 988	
10/1/2013	8/28/2007	FIXED SWAP	2181896	IFERC	HHUB			\$7 083	
8/1/2013	9/12/2007	FIXED SWAP	2194802	IFERC	HHUB			\$7 278	
9/1/2013	9/12/2007	FIXED SWAP	2194803	IFERC	HHUB			\$7 312	
10/1/2013	9/12/2007	FIXED SWAP	2194804	IFERC	HHUB			\$7 400	
8/1/2013	9/26/2007	FIXED SWAP	2209428	IFERC	HHUB			\$7 079	1.3%
9/1/2013	9/26/2007	FIXED SWAP	2209429	IFERC	HHUB			\$7 104	
10/1/2013	9/26/2007	FIXED SWAP	2209430	IFERC	HHUB			\$7 177	
11/1/2013	9/26/2007	FIXED SWAP	2209431	IFERC	HHUB			\$7 490	
12/1/2013	9/26/2007	FIXED SWAP	2209432	IFERC	HHUB			\$7 798	
Avg for the Strip									
8/1/2013	10/3/2007	FIXED SWAP	2220229	IFERC	HHUB			\$7 057	
9/1/2013	10/3/2007	FIXED SWAP	2220230	IFERC	HHUB			\$7 076	
10/1/2013	10/3/2007	FIXED SWAP	2220231	IFERC	HHUB			\$7 145	
8/1/2013	10/19/2007	FIXED SWAP	2244157	IFERC	HHUB			\$7 306	
9/1/2013	10/19/2007	FIXED SWAP	2244158	IFERC	HHUB			\$7 320	
10/1/2013	10/19/2007	FIXED SWAP	2244159	IFERC	HHUB			\$7 379	
11/1/2013	10/19/2007	FIXED SWAP	2244160	IFERC	HHUB			\$7 666	
12/1/2013	10/19/2007	FIXED SWAP	2244161	IFERC	HHUB			\$7 963	
8/1/2013	11/6/2007	FIXED SWAP	2262137	IFERC	HHUB			\$7 363	
9/1/2013	11/6/2007	FIXED SWAP	2262138	IFERC	HHUB			\$7 378	
10/1/2013	11/6/2007	FIXED SWAP	2262139	IFERC	HHUB			\$7 437	
11/1/2013	11/6/2007	FIXED SWAP	2262140	IFERC	HHUB			\$7 730	
12/1/2013	11/6/2007	FIXED SWAP	2262141	IFERC	HHUB			\$8 033	
8/1/2013	12/10/2007	FIXED SWAP	2287622	IFERC	HHUB			\$7 714	
9/1/2013	12/10/2007	FIXED SWAP	2287623	IFERC	HHUB			\$7 729	
10/1/2013	12/10/2007	FIXED SWAP	2287624	IFERC	HHUB			\$7 789	
8/1/2013	10/27/2007	FIXED SWAP	2298918	IFERC	HHUB			\$8 068	
9/1/2013	10/27/2007	FIXED SWAP	2298919	IFERC	HHUB			\$8 003	
10/1/2013	10/27/2007	FIXED SWAP	2298920	IFERC	HHUB			\$8 143	
8/1/2013	1/9/2008	FIXED SWAP	2304864	IFERC	HHUB			\$7 910	
9/1/2013	1/9/2008	FIXED SWAP	2304865	IFERC	HHUB			\$7 925	
10/1/2013	1/9/2008	FIXED SWAP	2304866	IFERC	HHUB			\$7 985	
8/1/2013	2/13/2008	FIXED SWAP	2334867	IFERC	HHUB			\$8 109	
9/1/2013	2/13/2008	FIXED SWAP	2334868	IFERC	HHUB			\$8 119	
10/1/2013	2/13/2008	FIXED SWAP	2334869	IFERC	HHUB			\$8 179	
8/1/2013	2/29/2008	FIXED SWAP	2348616	IFERC	HHUB			\$8 695	0.6%
9/1/2013	2/29/2008	FIXED SWAP	2348617	IFERC	HHUB			\$8 705	
10/1/2013	2/29/2008	FIXED SWAP	2348618	IFERC	HHUB			\$8 770	
11/1/2013	2/29/2008	FIXED SWAP	2348619	IFERC	HHUB			\$9 052	
12/1/2013	2/29/2008	FIXED SWAP	2348620	IFERC	HHUB			\$9 397	
Avg for the Strip									
8/1/2013	4/2/2008	FIXED SWAP	2372727	IFERC	HHUB			\$8 535	1.6%
9/1/2013	4/2/2008	FIXED SWAP	2372728	IFERC	HHUB			\$8 545	
10/1/2013	4/2/2008	FIXED SWAP	2372729	IFERC	HHUB			\$8 610	
11/1/2013	4/2/2008	FIXED SWAP	2372730	IFERC	HHUB			\$8 987	
12/1/2013	4/2/2008	FIXED SWAP	2372731	IFERC	HHUB			\$9 247	
Avg for the Strip									
8/1/2013	4/25/2008	FIXED SWAP	2407833	IFERC	HHUB			\$8 907	
9/1/2013	4/25/2008	FIXED SWAP	2407834	IFERC	HHUB			\$9 012	
10/1/2013	4/25/2008	FIXED SWAP	2407835	IFERC	HHUB			\$9 082	
8/1/2013	6/12/2008	FIXED SWAP	2451046	IFERC	HHUB			\$10 385	
9/1/2013	6/12/2008	FIXED SWAP	2451047	IFERC	HHUB			\$10 405	
10/1/2013	6/12/2008	FIXED SWAP	2451048	IFERC	HHUB			\$10 480	
8/1/2013	7/11/2008	FIXED SWAP	2469671	IFERC	HHUB			\$9 989	
9/1/2013	7/11/2008	FIXED SWAP	2469672	IFERC	HHUB			\$10 009	
10/1/2013	7/11/2008	FIXED SWAP	2469677	IFERC	HHUB			\$10 089	
8/1/2013	10/21/2008	FIXED SWAP	2579403	IFERC	HHUB			\$7 494	
9/1/2013	10/21/2008	FIXED SWAP	2579404	IFERC	HHUB			\$7 514	
10/1/2013	10/21/2008	FIXED SWAP	2579405	IFERC	HHUB			\$7 579	
8/1/2013	12/2/2008	FIXED SWAP	2622818	NYMEX	NG			\$7 563	
9/1/2013	12/2/2008	FIXED SWAP	2622819	NYMEX	NG			\$7 593	
10/1/2013	12/2/2008	FIXED SWAP	2622820	NYMEX	NG			\$7 668	
8/1/2013	1/15/2009	FIXED SWAP	2655325	NYMEX	NG			\$7 005	
9/1/2013	1/15/2009	FIXED SWAP	2655326	NYMEX	NG			\$7 035	
10/1/2013	1/15/2009	FIXED SWAP	2655327	NYMEX	NG			\$7 110	
8/1/2013	11/18/2010	FIXED SWAP	3181164	NYMEX	NG			\$5 233	
9/1/2013	11/18/2010	FIXED SWAP	3181165	NYMEX	NG			\$5 253	
10/1/2013	11/18/2010	FIXED SWAP	3181166	NYMEX	NG			\$5 328	
8/1/2013	12/16/2010	FIXED SWAP	3172600	NYMEX	NG			\$5 105	
9/1/2013	12/16/2010	FIXED SWAP	3172601	NYMEX	NG			\$5 125	
10/1/2013	12/16/2010	FIXED SWAP	3172602	NYMEX	NG			\$5 200	
8/1/2013	2/10/2011	FIXED SWAP	3203156	NYMEX	NG			\$5 055	
9/1/2013	2/10/2011	FIXED SWAP	3203157	NYMEX	NG			\$5 065	
10/1/2013	2/10/2011	FIXED SWAP	3203158	NYMEX	NG			\$5 130	
8/1/2013	3/15/2011	FIXED SWAP	3220886	NYMEX	NG			\$5 200	
9/1/2013	3/15/2011	FIXED SWAP	3220887	NYMEX	NG			\$5 215	
10/1/2013	3/15/2011	FIXED SWAP	3220888	NYMEX	NG			\$5 275	
8/1/2013	3/22/2011	FIXED SWAP	3223672	NYMEX	NG			\$5 228	
9/1/2013	3/22/2011	FIXED SWAP	3223673	NYMEX	NG			\$5 234	
10/1/2013	3/22/2011	FIXED SWAP	3223674	NYMEX	NG			\$5 296	
8/1/2013	3/25/2011	FIXED SWAP	3225049	NYMEX	NG			\$5 333	
9/1/2013	3/25/2011	FIXED SWAP	3225050	NYMEX	NG			\$5 342	
10/1/2013	3/25/2011	FIXED SWAP	3225051	NYMEX	NG			\$5 392	
8/1/2013	4/18/2011	FIXED SWAP	3277232	NYMEX	NG			\$5 209	
9/1/2013	4/18/2011	FIXED SWAP	3277233	NYMEX	NG			\$5 219	
10/1/2013	4/18/2011	FIXED SWAP	3277234	NYMEX	NG			\$5 273	
8/1/2013	5/5/2011	FIXED SWAP	3295363	NYMEX	NG			\$5 214	
9/1/2013	5/5/2011	FIXED SWAP	3295364	NYMEX	NG			\$5 224	
10/1/2013	5/5/2011	FIXED SWAP	3295365	NYMEX	NG			\$5 278	
8/1/2013	5/13/2011	FIXED SWAP	3301240	NYMEX	NG			\$5 196	
9/1/2013	5/13/2011	FIXED SWAP	3301241	NYMEX	NG			\$5 206	
10/1/2013	5/13/2011	FIXED SWAP	3301242	NYMEX	NG			\$5 258	

8/1/2013	5/25/2011	FIXED SWAP	3309829	NYMEX	NG	\$5,254	
9/1/2013	5/25/2011	FIXED SWAP	3309830	NYMEX	NG	\$5,264	
10/1/2013	5/25/2011	FIXED SWAP	3309831	NYMEX	NG	\$5,313	
11/1/2013	8/2/2011	FIXED SWAP	3321941	NYMEX	NG	\$5,480	
12/1/2013	8/2/2011	FIXED SWAP	3321942	NYMEX	NG	\$5,685	
11/1/2013	8/10/2011	FIXED SWAP	3330352	NYMEX	NG	\$5,436	
12/1/2013	8/10/2011	FIXED SWAP	3330353	NYMEX	NG	\$5,639	
8/1/2013	8/17/2011	FIXED SWAP	3334611	NYMEX	NG	\$5,085	
9/1/2013	8/17/2011	FIXED SWAP	3334612	NYMEX	NG	\$5,095	
10/1/2013	8/17/2011	FIXED SWAP	3334613	NYMEX	NG	\$5,141	
11/1/2013	8/17/2011	FIXED SWAP	3334623	NYMEX	NG	\$5,271	
12/1/2013	8/17/2011	FIXED SWAP	3334624	NYMEX	NG	\$5,491	
8/1/2013	8/28/2011	FIXED SWAP	3341173	NYMEX	NG	\$5,051	
9/1/2013	8/28/2011	FIXED SWAP	3341174	NYMEX	NG	\$5,061	
10/1/2013	8/28/2011	FIXED SWAP	3341175	NYMEX	NG	\$5,107	
8/1/2013	7/7/2011	FIXED SWAP	3347065	NYMEX	NG	\$4,996	
9/1/2013	7/7/2011	FIXED SWAP	3347066	NYMEX	NG	\$5,004	
10/1/2013	7/7/2011	FIXED SWAP	3347067	NYMEX	NG	\$5,047	
11/1/2013	7/8/2011	FIXED SWAP	3347576	NYMEX	NG	\$5,243	
12/1/2013	7/8/2011	FIXED SWAP	3347577	NYMEX	NG	\$5,465	
8/1/2013	7/13/2011	FIXED SWAP	3350082	IFERC	HHUB	\$5,149	
9/1/2013	7/13/2011	FIXED SWAP	3350083	IFERC	HHUB	\$5,157	
11/1/2013	7/13/2011	FIXED SWAP	3350084	IFERC	HHUB	\$5,337	
12/1/2013	7/13/2011	FIXED SWAP	3350087	IFERC	HHUB	\$5,557	
8/1/2013	7/19/2011	FIXED SWAP	3353488	IFERC	HHUB	\$5,153	
9/1/2013	7/19/2011	FIXED SWAP	3353489	IFERC	HHUB	\$5,161	
11/1/2013	7/20/2011	FIXED SWAP	3354102	IFERC	HHUB	\$5,286	
12/1/2013	7/20/2011	FIXED SWAP	3354103	IFERC	HHUB	\$5,496	
8/1/2013	7/22/2011	FIXED SWAP	3355373	IFERC	HHUB	\$5,079	
9/1/2013	7/22/2011	FIXED SWAP	3355374	IFERC	HHUB	\$5,086	
11/1/2013	7/22/2011	FIXED SWAP	3355375	IFERC	HHUB	\$5,259	
12/1/2013	7/22/2011	FIXED SWAP	3355376	IFERC	HHUB	\$5,474	
8/1/2013	8/1/2011	FIXED SWAP	3368713	IFERC	HHUB	\$5,041	
9/1/2013	8/1/2011	FIXED SWAP	3368714	IFERC	HHUB	\$5,048	
11/1/2013	8/3/2011	FIXED SWAP	3370117	IFERC	HHUB	\$5,181	
12/1/2013	8/3/2011	FIXED SWAP	3370120	IFERC	HHUB	\$5,409	
8/1/2013	8/4/2011	FIXED SWAP	3371639	NYMEX	NG	\$4,903	
9/1/2013	8/4/2011	FIXED SWAP	3371640	NYMEX	NG	\$4,910	
10/1/2013	8/4/2011	FIXED SWAP	3371641	NYMEX	NG	\$4,955	
11/1/2013	8/4/2011	FIXED SWAP	3371642	IFERC	HHUB	\$5,060	
12/1/2013	8/4/2011	FIXED SWAP	3371643	IFERC	HHUB	\$5,320	
8/1/2013	8/5/2011	FIXED SWAP	3372249	IFERC	HHUB	\$4,935	
9/1/2013	8/5/2011	FIXED SWAP	3372250	IFERC	HHUB	\$4,942	
11/1/2013	8/5/2011	FIXED SWAP	3372251	IFERC	HHUB	\$5,120	
12/1/2013	8/5/2011	FIXED SWAP	3372252	IFERC	HHUB	\$5,347	
8/1/2013	8/15/2011	FIXED SWAP	3377905	IFERC	HHUB	\$4,971	
9/1/2013	8/15/2011	FIXED SWAP	3377906	IFERC	HHUB	\$4,975	
11/1/2013	8/16/2011	FIXED SWAP	3379586	IFERC	HHUB	\$5,132	
12/1/2013	8/16/2011	FIXED SWAP	3379587	IFERC	HHUB	\$5,368	
8/1/2013	8/26/2011	FIXED SWAP	3384410	IFERC	HHUB	\$4,899	
9/1/2013	8/26/2011	FIXED SWAP	3384411	IFERC	HHUB	\$4,906	
8/1/2013	8/31/2011	FIXED SWAP	3386622	IFERC	HHUB	\$5,004	
9/1/2013	8/31/2011	FIXED SWAP	3386623	IFERC	HHUB	\$5,010	
11/1/2013	8/31/2011	FIXED SWAP	3386629	IFERC	MAINLN	\$5,099	
12/1/2013	8/31/2011	FIXED SWAP	3386630	IFERC	MAINLN	\$5,321	
8/1/2013	9/14/2011	FIXED SWAP	3394487	IFERC	TRNSZ4	\$4,957	
9/1/2013	9/14/2011	FIXED SWAP	3394488	IFERC	TRNSZ4	\$4,965	
10/1/2013	9/14/2011	FIXED SWAP	3394489	IFERC	TRNSZ4	\$4,990	
11/1/2013	10/13/2011	FIXED SWAP	3458328	IFERC	MAINLN	\$4,687	
12/1/2013	10/13/2011	FIXED SWAP	3458329	IFERC	MAINLN	\$4,920	
8/1/2013	10/14/2011	FIXED SWAP	3458820	IFERC	HHUB	\$4,678	
9/1/2013	10/14/2011	FIXED SWAP	3458821	IFERC	HHUB	\$4,682	
11/1/2013	10/19/2011	FIXED SWAP	3461636	IFERC	MAINLN	\$4,668	
12/1/2013	10/19/2011	FIXED SWAP	3461637	IFERC	MAINLN	\$4,903	
8/1/2013	10/28/2011	FIXED SWAP	3473255	IFERC	HHUB	\$4,643	
9/1/2013	10/28/2011	FIXED SWAP	3473255	IFERC	HHUB	\$4,647	
11/1/2013	10/28/2011	FIXED SWAP	3473268	IFERC	MAINLN	\$4,721	
12/1/2013	10/28/2011	FIXED SWAP	3473269	IFERC	MAINLN	\$4,963	
8/1/2013	11/3/2011	FIXED SWAP	3477379	NYMEX	NG	\$4,534	
9/1/2013	11/3/2011	FIXED SWAP	3477380	NYMEX	NG	\$4,538	
10/1/2013	11/3/2011	FIXED SWAP	3477381	NYMEX	NG	\$4,572	
11/1/2013	11/4/2011	FIXED SWAP	3478026	IFERC	MAINLN	\$4,591	
12/1/2013	11/4/2011	FIXED SWAP	3478027	IFERC	MAINLN	\$4,830	
8/1/2013	11/14/2011	FIXED SWAP	3490472	NYMEX	NG	\$4,315	
9/1/2013	11/14/2011	FIXED SWAP	3490473	NYMEX	NG	\$4,320	
10/1/2013	11/14/2011	FIXED SWAP	3490474	NYMEX	NG	\$4,355	
11/1/2013	11/15/2011	FIXED SWAP	3491022	IFERC	MAINLN	\$4,357	
12/1/2013	11/15/2011	FIXED SWAP	3491023	IFERC	MAINLN	\$4,597	
8/1/2013	12/5/2011	FIXED SWAP	3500333	IFERC	MAINLN	\$4,243	
9/1/2013	12/5/2011	FIXED SWAP	3500334	IFERC	MAINLN	\$4,246	
10/1/2013	12/5/2011	FIXED SWAP	3500335	IFERC	MAINLN	\$4,282	
8/1/2013	12/14/2011	FIXED SWAP	3503791	IFERC	MAINLN	\$3,925	
9/1/2013	12/14/2011	FIXED SWAP	3503792	IFERC	MAINLN	\$3,930	
10/1/2013	12/14/2011	FIXED SWAP	3503793	IFERC	MAINLN	\$3,968	
8/1/2013	1/11/2012	FIXED SWAP	3514209	IFERC	MAINLN	\$3,694	
9/1/2013	1/11/2012	FIXED SWAP	3514210	IFERC	MAINLN	\$3,697	
10/1/2013	1/11/2012	FIXED SWAP	3514211	IFERC	MAINLN	\$3,734	
8/1/2013	1/26/2012	FIXED SWAP	3521388	IFERC	MAINLN	\$3,584	
9/1/2013	1/26/2012	FIXED SWAP	3521387	IFERC	MAINLN	\$3,585	
10/1/2013	1/26/2012	FIXED SWAP	3521388	IFERC	MAINLN	\$3,625	
11/1/2013	1/31/2012	FIXED SWAP	3523051	IFERC	MAINLN	\$3,620	
12/1/2013	1/31/2012	FIXED SWAP	3523052	IFERC	MAINLN	\$3,820	
8/1/2013	2/22/2012	FIXED SWAP	3531929	IFERC	MAINLN	\$3,791	
9/1/2013	2/22/2012	FIXED SWAP	3531931	IFERC	MAINLN	\$3,791	
10/1/2013	2/22/2012	FIXED SWAP	3531932	IFERC	MAINLN	\$3,826	
8/1/2013	3/14/2012	FIXED SWAP	3541884	NYMEX	NG	\$3,577	
9/1/2013	3/14/2012	FIXED SWAP	3541885	NYMEX	NG	\$3,578	
10/1/2013	3/14/2012	FIXED SWAP	3541886	NYMEX	NG	\$3,617	
8/1/2013	4/11/2012	FIXED SWAP	3581796	NYMEX	NG	\$3,415	
9/1/2013	4/11/2012	FIXED SWAP	3581797	NYMEX	NG	\$3,419	
10/1/2013	4/11/2012	FIXED SWAP	3581798	NYMEX	NG	\$3,459	
11/1/2013	5/17/2012	FIXED SWAP	3605392	IFERC	MAINLN	\$3,756	
12/1/2013	5/17/2012	FIXED SWAP	3605393	IFERC	MAINLN	\$3,968	
8/1/2013	5/24/2012	FIXED SWAP	3608569	IFERC	TRNSZ4	\$3,551	
9/1/2013	5/24/2012	FIXED SWAP	3608570	IFERC	TRNSZ4	\$3,554	
10/1/2013	5/24/2012	FIXED SWAP	3608571	IFERC	TRNSZ4	\$3,594	
11/1/2013	5/25/2012	FIXED SWAP	3609020	IFERC	MAINLN	\$3,633	
12/1/2013	5/25/2012	FIXED SWAP	3609021	IFERC	MAINLN	\$3,846	
11/1/2013	7/6/2012	FIXED SWAP	3636123	IFERC	MAINLN	\$3,639	
12/1/2013	7/6/2012	FIXED SWAP	3636124	IFERC	MAINLN	\$3,851	
8/1/2013	7/12/2012	FIXED SWAP	3640050	IFERC	TRNSZ4	\$3,647	
9/1/2013	7/12/2012	FIXED SWAP	3640051	IFERC	TRNSZ4	\$3,650	
10/1/2013	7/12/2012	FIXED SWAP	3640052	IFERC	TRNSZ4	\$3,684	
11/1/2013	8/3/2012	FIXED SWAP	3661868	IFERC	MAINLN	\$3,604	
12/1/2013	8/3/2012	FIXED SWAP	3661871	IFERC	MAINLN	\$3,814	
8/1/2013	8/10/2012	FIXED SWAP	3667239	IFERC	TRNSZ4	\$3,597	
9/1/2013	8/10/2012	FIXED SWAP	3667240	IFERC	TRNSZ4	\$3,602	
10/1/2013	8/10/2012	FIXED SWAP	3667241	IFERC	TRNSZ4	\$3,628	
8/1/2013	8/27/2012	FIXED SWAP	3681714	IFERC	TRNSZ4	\$3,441	
9/1/2013	8/27/2012	FIXED SWAP	3681728	IFERC	TRNSZ4	\$3,446	
10/1/2013	8/27/2012	FIXED SWAP	3681729	IFERC	TRNSZ4	\$3,474	
11/1/2013	8/27/2012	FIXED SWAP	3681980	IFERC	MAINLN	\$3,519	
12/1/2013	8/27/2012	FIXED SWAP	3681981	IFERC	MAINLN	\$3,723	
8/1/2013	9/6/2012	FIXED SWAP	3696847	IFERC	TRNSZ4	\$3,467	
9/1/2013	9/6/2012	FIXED SWAP	3696848	IFERC	TRNSZ4	\$3,470	
10/1/2013	9/6/2012	FIXED SWAP	3696849	IFERC	TRNSZ4	\$3,500	
11/1/2013	9/10/2012	FIXED SWAP	3699718	IFERC	MAINLN	\$3,586	
12/1/2013	9/10/2012	FIXED SWAP	3699719	IFERC	MAINLN	\$3,789	

2.6%
Avg for the Strip

3.1%
Avg for the Strip

3.1%
Avg for the Strip

3.0%
Avg for the Strip

2.6%
Avg for the Strip

5.1%
Avg for the Strip

3.5%
Avg for the Strip

3.3%
Avg for the Strip

See Note 1 Below

Avg for entire strip was 0.9%

<Identified in Attachment A, Question 14, Example #1

<Identified in Attachment A, Question 14, Example #1

8/1/2013	9/17/2012	FIXED SWAP	3704592	IFERC	TRNSZ4	\$3,585	
9/1/2013	9/17/2012	FIXED SWAP	3704593	IFERC	TRNSZ4	\$3,588	
10/1/2013	9/17/2012	FIXED SWAP	3704594	IFERC	TRNSZ4	\$3,618	
8/1/2013	10/15/2012	FIXED SWAP	3743528	IFERC	TRNSZ4	\$3,956	
9/1/2013	10/15/2012	FIXED SWAP	3743529	IFERC	TRNSZ4	\$3,957	
10/1/2013	10/15/2012	FIXED SWAP	3743530	IFERC	TRNSZ4	\$3,992	
8/1/2013	10/23/2012	FIXED SWAP	3749648	IFERC	TRNSZ4	\$4,037	
9/1/2013	10/23/2012	FIXED SWAP	3749649	IFERC	TRNSZ4	\$4,038	
10/1/2013	10/23/2012	FIXED SWAP	3749650	IFERC	TRNSZ4	\$4,074	
8/1/2013	10/23/2012	FIXED SWAP	3749675	IFERC	TRNSZ4	\$4,037	
9/1/2013	10/23/2012	FIXED SWAP	3749676	IFERC	TRNSZ4	\$4,038	
10/1/2013	10/23/2012	FIXED SWAP	3749677	IFERC	TRNSZ4	\$4,074	
11/1/2013	10/23/2012	FIXED SWAP	3749651	IFERC	MAINLN	\$4,097	
12/1/2013	10/23/2012	FIXED SWAP	3749652	IFERC	MAINLN	\$4,283	
8/1/2013	10/25/2012	FIXED SWAP	3751099	IFERC	TRNSZ4	\$3,997	
9/1/2013	10/25/2012	FIXED SWAP	3751100	IFERC	TRNSZ4	\$3,998	
10/1/2013	10/25/2012	FIXED SWAP	3751101	IFERC	TRNSZ4	\$4,035	
11/1/2013	10/26/2012	FIXED SWAP	3759099	IFERC	MAINLN	\$4,018	
12/1/2013	10/26/2012	FIXED SWAP	3759100	IFERC	MAINLN	\$4,202	
8/1/2013	11/2/2012	FIXED SWAP	3762631	NYMEX	NG	\$3,785	
9/1/2013	11/2/2012	FIXED SWAP	3762632	NYMEX	NG	\$3,788	
10/1/2013	11/2/2012	FIXED SWAP	3762633	NYMEX	NG	\$3,825	
11/1/2013	11/2/2012	FIXED SWAP	3762634	IFERC	MAINLN	\$3,894	
12/1/2013	11/2/2012	FIXED SWAP	3762635	IFERC	MAINLN	\$4,083	
11/1/2013	11/9/2012	FIXED SWAP	3767486	IFERC	MAINLN	\$3,794	
12/1/2013	11/9/2012	FIXED SWAP	3767487	IFERC	MAINLN	\$3,988	4.9% Avg for the Strip
8/1/2013	11/15/2012	FIXED SWAP	3778393	NYMEX	NG	\$3,907	
9/1/2013	11/15/2012	FIXED SWAP	3778394	NYMEX	NG	\$3,910	
10/1/2013	11/15/2012	FIXED SWAP	3778395	NYMEX	NG	\$3,945	
11/1/2013	11/15/2012	FIXED SWAP	3778415	IFERC	MAINLN	\$3,973	
12/1/2013	11/15/2012	FIXED SWAP	3778416	IFERC	MAINLN	\$4,159	4.4% Avg for the Strip
8/1/2013	11/19/2012	FIXED SWAP	3780736	NYMEX	NG	\$3,923	
9/1/2013	11/19/2012	FIXED SWAP	3780737	NYMEX	NG	\$3,925	
10/1/2013	11/19/2012	FIXED SWAP	3780738	NYMEX	NG	\$3,959	
8/1/2013	11/27/2012	FIXED SWAP	3785892	NYMEX	NG	\$3,988	
9/1/2013	11/27/2012	FIXED SWAP	3785893	NYMEX	NG	\$3,991	
10/1/2013	11/27/2012	FIXED SWAP	3785894	NYMEX	NG	\$4,028	
8/1/2013	11/28/2012	FIXED SWAP	3786479	NYMEX	NG	\$3,910	
9/1/2013	11/28/2012	FIXED SWAP	3786480	NYMEX	NG	\$3,913	
10/1/2013	11/28/2012	FIXED SWAP	3786489	NYMEX	NG	\$3,948	
11/1/2013	11/28/2012	FIXED SWAP	3786532	IFERC	MAINLN	\$3,993	
12/1/2013	11/28/2012	FIXED SWAP	3786533	IFERC	MAINLN	\$4,180	
8/1/2013	11/29/2012	FIXED SWAP	3789059	NYMEX	NG	\$3,783	
9/1/2013	11/29/2012	FIXED SWAP	3789060	NYMEX	NG	\$3,786	
10/1/2013	11/29/2012	FIXED SWAP	3789061	NYMEX	NG	\$3,821	
11/1/2013	11/29/2012	FIXED SWAP	3789062	IFERC	MAINLN	\$3,872	
12/1/2013	11/29/2012	FIXED SWAP	3789063	IFERC	MAINLN	\$4,056	3.7% Avg for the Strip
8/1/2013	12/4/2012	FIXED SWAP	3801719	NYMEX	NG	\$3,703	
9/1/2013	12/4/2012	FIXED SWAP	3801720	NYMEX	NG	\$3,706	
10/1/2013	12/4/2012	FIXED SWAP	3801721	NYMEX	NG	\$3,741	
11/1/2013	12/6/2012	FIXED SWAP	3804135	IFERC	MAINLN	\$3,909	
12/1/2013	12/6/2012	FIXED SWAP	3804136	IFERC	MAINLN	\$4,092	
8/1/2013	12/7/2012	FIXED SWAP	3804752	NYMEX	NG	\$3,736	
9/1/2013	12/7/2012	FIXED SWAP	3804753	NYMEX	NG	\$3,741	
10/1/2013	12/7/2012	FIXED SWAP	3804754	NYMEX	NG	\$3,774	
8/1/2013	12/10/2012	FIXED SWAP	3806231	NYMEX	NG	\$3,668	
9/1/2013	12/10/2012	FIXED SWAP	3806232	NYMEX	NG	\$3,673	
10/1/2013	12/10/2012	FIXED SWAP	3806233	NYMEX	NG	\$3,707	
11/1/2013	12/10/2012	FIXED SWAP	3806256	IFERC	MAINLN	\$3,768	
12/1/2013	12/10/2012	FIXED SWAP	3806257	IFERC	MAINLN	\$3,953	
8/1/2013	12/13/2012	FIXED SWAP	3809624	NYMEX	NG	\$3,590	
9/1/2013	12/13/2012	FIXED SWAP	3809625	NYMEX	NG	\$3,597	
10/1/2013	12/13/2012	FIXED SWAP	3809626	NYMEX	NG	\$3,631	
11/1/2013	12/14/2012	FIXED SWAP	3810167	IFERC	MAINLN	\$3,681	
12/1/2013	12/14/2012	FIXED SWAP	3810168	IFERC	MAINLN	\$3,864	
11/1/2013	12/27/2012	FIXED SWAP	3819267	IFERC	MAINLN	\$3,736	
12/1/2013	12/27/2012	FIXED SWAP	3819268	IFERC	MAINLN	\$3,932	
8/1/2013	1/9/2013	FIXED SWAP	3830734	IFERC	MAINLN	\$3,348	
9/1/2013	1/9/2013	FIXED SWAP	3830735	IFERC	MAINLN	\$3,363	
8/1/2013	2/7/2013	FIXED SWAP	3856032	IFERC	MAINLN	\$3,512	
9/1/2013	2/7/2013	FIXED SWAP	3856033	IFERC	MAINLN	\$3,522	
8/1/2013	2/11/2013	FIXED SWAP	3857447	IFERC	MAINLN	\$3,515	
9/1/2013	2/11/2013	FIXED SWAP	3857448	IFERC	MAINLN	\$3,525	
8/1/2013	2/14/2013	FIXED SWAP	3859787	IFERC	MAINLN	\$3,402	
9/1/2013	2/14/2013	FIXED SWAP	3859788	IFERC	MAINLN	\$3,410	
11/1/2013	2/14/2013	FIXED SWAP	3859900	IFERC	MAINLN	\$3,572	
12/1/2013	2/14/2013	FIXED SWAP	3859901	IFERC	MAINLN	\$3,782	3.3% Avg for the Strip
8/1/2013	2/22/2013	FIXED SWAP	3864909	IFERC	MAINLN	\$3,499	
9/1/2013	2/22/2013	FIXED SWAP	3864911	IFERC	MAINLN	\$3,505	
11/1/2013	8/30/2013	FIXED SWAP	4071983	IFERC	MAINLN	\$3,629	
12/1/2013	8/30/2013	FIXED SWAP	4071984	IFERC	MAINLN	\$3,781	3.6% Avg for the Strip

* Percentage difference from trade price - Negative identifies when a trade price is above the closing market price for the respective day based on the simplified comparison.
 * Percentage difference from trade price - Positive identifies when a trade price is below the closing market price for the respective day based on the simplified comparison.

Note 1
 Due to the test period of the request being different than the actual months of the strip deals executed, this causes the appearance of trades being more than 5% different from the market price for the respective day based on the simplified comparison. Below, the entire strips have been put together to show how it would look when in complete form.

11/1/2013	7/6/2012	FIXED SWAP	3636123	IFERC	MAINLN	\$3,639		
12/1/2013	7/6/2012	FIXED SWAP	3636124	IFERC	MAINLN	\$3,851		
1/1/2014	7/6/2012	FIXED SWAP	3636125	IFERC	MAINLN	\$3,966	2.4% Avg for the Strip Trade	<Identified in Attachment A, Question 14, Example #1
2/1/2014	7/6/2012	FIXED SWAP	3636126	IFERC	MAINLN	\$3,942		<Identified in Attachment A, Question 14, Example #1
3/1/2014	7/6/2012	FIXED SWAP	3636127	IFERC	MAINLN	\$3,865		<Identified in Attachment A, Question 14, Example #1

REDACTED

Question 15
2013 August - December Options

Delivery Month	Trade Date	Instrument	Z Key	Put/Call	Market	Location	Strike Price	Trade Price (\$/MMBtu)	Settled Quantity MMBtu
8/1/2013	4/11/2011	FIXED FINANCIAL OPTION	3272963	CALL	NYMEX	NG			
8/1/2013	4/11/2011	FIXED FINANCIAL OPTION	3272963	PUT	NYMEX	NG			
8/1/2013	6/9/2011	FIXED FINANCIAL OPTION	3329713	CALL	NYMEX	NG			
8/1/2013	6/9/2011	FIXED FINANCIAL OPTION	3329713	PUT	NYMEX	NG			
8/1/2013	8/2/2011	FIXED FINANCIAL OPTION	3369603	CALL	NYMEX	NG			
8/1/2013	8/2/2011	FIXED FINANCIAL OPTION	3369603	PUT	NYMEX	NG			
8/1/2013	10/7/2011	FIXED FINANCIAL OPTION	3455155	CALL	NYMEX	NG			
8/1/2013	10/7/2011	FIXED FINANCIAL OPTION	3455155	PUT	NYMEX	NG			
8/1/2013	11/9/2011	FIXED FINANCIAL OPTION	3488188	CALL	NYMEX	NG			
8/1/2013	11/9/2011	FIXED FINANCIAL OPTION	3488188	PUT	NYMEX	NG			
8/1/2013	11/16/2011	FIXED FINANCIAL OPTION	3491472	CALL	NYMEX	NG			
8/1/2013	11/16/2011	FIXED FINANCIAL OPTION	3491472	PUT	NYMEX	NG			
8/1/2013	12/9/2011	FIXED FINANCIAL OPTION	3502042	CALL	NYMEX	NG			
8/1/2013	12/9/2011	FIXED FINANCIAL OPTION	3502042	PUT	NYMEX	NG			
8/1/2013	1/12/2012	FIXED FINANCIAL OPTION	3514720	CALL	NYMEX	NG			
8/1/2013	1/12/2012	FIXED FINANCIAL OPTION	3514720	PUT	NYMEX	NG			
8/1/2013	4/4/2012	FIXED FINANCIAL OPTION	3571193	CALL	IFERC	TRNSZ4			
8/1/2013	4/4/2012	FIXED FINANCIAL OPTION	3571193	PUT	IFERC	TRNSZ4			
8/1/2013	4/17/2012	FIXED FINANCIAL OPTION	3584206	CALL	IFERC	TRNSZ4			
8/1/2013	4/17/2012	FIXED FINANCIAL OPTION	3584206	PUT	IFERC	TRNSZ4			
8/1/2013	6/11/2012	FIXED FINANCIAL OPTION	3623748	CALL	IFERC	TRNSZ4			
8/1/2013	6/11/2012	FIXED FINANCIAL OPTION	3623748	PUT	IFERC	TRNSZ4			
8/1/2013	8/1/2012	FIXED FINANCIAL OPTION	3660092	CALL	IFERC	TRNSZ4			
8/1/2013	8/1/2012	FIXED FINANCIAL OPTION	3660092	PUT	IFERC	TRNSZ4			
9/1/2013	4/11/2011	FIXED FINANCIAL OPTION	3272964	CALL	NYMEX	NG			
9/1/2013	4/11/2011	FIXED FINANCIAL OPTION	3272964	PUT	NYMEX	NG			
9/1/2013	6/9/2011	FIXED FINANCIAL OPTION	3329714	CALL	NYMEX	NG			
9/1/2013	6/9/2011	FIXED FINANCIAL OPTION	3329714	PUT	NYMEX	NG			
9/1/2013	8/2/2011	FIXED FINANCIAL OPTION	3369604	CALL	NYMEX	NG			
9/1/2013	8/2/2011	FIXED FINANCIAL OPTION	3369604	PUT	NYMEX	NG			
9/1/2013	10/7/2011	FIXED FINANCIAL OPTION	3455156	CALL	NYMEX	NG			
9/1/2013	10/7/2011	FIXED FINANCIAL OPTION	3455156	PUT	NYMEX	NG			
9/1/2013	11/9/2011	FIXED FINANCIAL OPTION	3488189	CALL	NYMEX	NG			
9/1/2013	11/9/2011	FIXED FINANCIAL OPTION	3488189	PUT	NYMEX	NG			
9/1/2013	11/16/2011	FIXED FINANCIAL OPTION	3491475	CALL	NYMEX	NG			
9/1/2013	11/16/2011	FIXED FINANCIAL OPTION	3491475	PUT	NYMEX	NG			
9/1/2013	12/9/2011	FIXED FINANCIAL OPTION	3502043	CALL	NYMEX	NG			
9/1/2013	12/9/2011	FIXED FINANCIAL OPTION	3502043	PUT	NYMEX	NG			
9/1/2013	1/12/2012	FIXED FINANCIAL OPTION	3514721	CALL	NYMEX	NG			
9/1/2013	1/12/2012	FIXED FINANCIAL OPTION	3514721	PUT	NYMEX	NG			
9/1/2013	4/4/2012	FIXED FINANCIAL OPTION	3571194	CALL	IFERC	TRNSZ4			
9/1/2013	4/4/2012	FIXED FINANCIAL OPTION	3571194	PUT	IFERC	TRNSZ4			
9/1/2013	4/17/2012	FIXED FINANCIAL OPTION	3584207	CALL	IFERC	TRNSZ4			
9/1/2013	4/17/2012	FIXED FINANCIAL OPTION	3584207	PUT	IFERC	TRNSZ4			
9/1/2013	6/11/2012	FIXED FINANCIAL OPTION	3623749	CALL	IFERC	TRNSZ4			
9/1/2013	6/11/2012	FIXED FINANCIAL OPTION	3623749	PUT	IFERC	TRNSZ4			
9/1/2013	8/1/2012	FIXED FINANCIAL OPTION	3660093	CALL	IFERC	TRNSZ4			
9/1/2013	8/1/2012	FIXED FINANCIAL OPTION	3660093	PUT	IFERC	TRNSZ4			
10/1/2013	4/11/2011	FIXED FINANCIAL OPTION	3272965	CALL	NYMEX	NG			
10/1/2013	4/11/2011	FIXED FINANCIAL OPTION	3272965	PUT	NYMEX	NG			
10/1/2013	6/9/2011	FIXED FINANCIAL OPTION	3329715	CALL	NYMEX	NG			
10/1/2013	6/9/2011	FIXED FINANCIAL OPTION	3329715	PUT	NYMEX	NG			
10/1/2013	8/2/2011	FIXED FINANCIAL OPTION	3369605	CALL	NYMEX	NG			
10/1/2013	8/2/2011	FIXED FINANCIAL OPTION	3369605	PUT	NYMEX	NG			
10/1/2013	10/7/2011	FIXED FINANCIAL OPTION	3455157	CALL	NYMEX	NG			
10/1/2013	10/7/2011	FIXED FINANCIAL OPTION	3455157	PUT	NYMEX	NG			
10/1/2013	11/9/2011	FIXED FINANCIAL OPTION	3488190	CALL	NYMEX	NG			
10/1/2013	11/9/2011	FIXED FINANCIAL OPTION	3488190	PUT	NYMEX	NG			
10/1/2013	11/16/2011	FIXED FINANCIAL OPTION	3491476	CALL	NYMEX	NG			
10/1/2013	11/16/2011	FIXED FINANCIAL OPTION	3491476	PUT	NYMEX	NG			
10/1/2013	12/9/2011	FIXED FINANCIAL OPTION	3502044	CALL	NYMEX	NG			
10/1/2013	12/9/2011	FIXED FINANCIAL OPTION	3502044	PUT	NYMEX	NG			
10/1/2013	1/12/2012	FIXED FINANCIAL OPTION	3514722	CALL	NYMEX	NG			
10/1/2013	1/12/2012	FIXED FINANCIAL OPTION	3514722	PUT	NYMEX	NG			
10/1/2013	4/4/2012	FIXED FINANCIAL OPTION	3571195	CALL	IFERC	TRNSZ4			
10/1/2013	4/4/2012	FIXED FINANCIAL OPTION	3571195	PUT	IFERC	TRNSZ4			
10/1/2013	4/17/2012	FIXED FINANCIAL OPTION	3584208	CALL	IFERC	TRNSZ4			
10/1/2013	4/17/2012	FIXED FINANCIAL OPTION	3584208	PUT	IFERC	TRNSZ4			
10/1/2013	6/11/2012	FIXED FINANCIAL OPTION	3623750	CALL	IFERC	TRNSZ4			
10/1/2013	6/11/2012	FIXED FINANCIAL OPTION	3623750	PUT	IFERC	TRNSZ4			
10/1/2013	8/1/2012	FIXED FINANCIAL OPTION	3660094	CALL	IFERC	TRNSZ4			
10/1/2013	8/1/2012	FIXED FINANCIAL OPTION	3660094	PUT	IFERC	TRNSZ4			
11/1/2013	4/11/2011	FIXED FINANCIAL OPTION	3272966	CALL	NYMEX	NG			
11/1/2013	4/11/2011	FIXED FINANCIAL OPTION	3272966	PUT	NYMEX	NG			
11/1/2013	6/9/2011	FIXED FINANCIAL OPTION	3329716	CALL	NYMEX	NG			
11/1/2013	6/9/2011	FIXED FINANCIAL OPTION	3329716	PUT	NYMEX	NG			
11/1/2013	8/2/2011	FIXED FINANCIAL OPTION	3369606	CALL	NYMEX	NG			
11/1/2013	8/2/2011	FIXED FINANCIAL OPTION	3369606	PUT	NYMEX	NG			
11/1/2013	10/7/2011	FIXED FINANCIAL OPTION	3455158	CALL	NYMEX	NG			
11/1/2013	10/7/2011	FIXED FINANCIAL OPTION	3455158	PUT	NYMEX	NG			

11/1/2013	11/9/2011	FIXED FINANCIAL OPTION	3488191	CALL	NYMEX	NG	
11/1/2013	11/9/2011	FIXED FINANCIAL OPTION	3488191	PUT	NYMEX	NG	
11/1/2013	11/16/2011	FIXED FINANCIAL OPTION	3491477	CALL	NYMEX	NG	
11/1/2013	11/16/2011	FIXED FINANCIAL OPTION	3491477	PUT	NYMEX	NG	
11/1/2013	12/9/2011	FIXED FINANCIAL OPTION	3502045	CALL	NYMEX	NG	
11/1/2013	12/9/2011	FIXED FINANCIAL OPTION	3502045	PUT	NYMEX	NG	
11/1/2013	1/12/2012	FIXED FINANCIAL OPTION	3514723	CALL	NYMEX	NG	
11/1/2013	1/12/2012	FIXED FINANCIAL OPTION	3514723	PUT	NYMEX	NG	
11/1/2013	4/4/2012	FIXED FINANCIAL OPTION	3571196	CALL	IFERC	TRNSZ4	
11/1/2013	4/4/2012	FIXED FINANCIAL OPTION	3571196	PUT	IFERC	TRNSZ4	
12/1/2013	4/11/2011	FIXED FINANCIAL OPTION	3272967	CALL	NYMEX	NG	
12/1/2013	4/11/2011	FIXED FINANCIAL OPTION	3272967	PUT	NYMEX	NG	
12/1/2013	6/9/2011	FIXED FINANCIAL OPTION	3329717	CALL	NYMEX	NG	
12/1/2013	6/9/2011	FIXED FINANCIAL OPTION	3329717	PUT	NYMEX	NG	
12/1/2013	8/2/2011	FIXED FINANCIAL OPTION	3369607	CALL	NYMEX	NG	
12/1/2013	8/2/2011	FIXED FINANCIAL OPTION	3369607	PUT	NYMEX	NG	
12/1/2013	10/7/2011	FIXED FINANCIAL OPTION	3455159	CALL	NYMEX	NG	
12/1/2013	10/7/2011	FIXED FINANCIAL OPTION	3455159	PUT	NYMEX	NG	
12/1/2013	11/9/2011	FIXED FINANCIAL OPTION	3488192	CALL	NYMEX	NG	
12/1/2013	11/9/2011	FIXED FINANCIAL OPTION	3488192	PUT	NYMEX	NG	
12/1/2013	11/16/2011	FIXED FINANCIAL OPTION	3491486	CALL	NYMEX	NG	
12/1/2013	11/16/2011	FIXED FINANCIAL OPTION	3491486	PUT	NYMEX	NG	
12/1/2013	12/9/2011	FIXED FINANCIAL OPTION	3502046	CALL	NYMEX	NG	
12/1/2013	12/9/2011	FIXED FINANCIAL OPTION	3502046	PUT	NYMEX	NG	
12/1/2013	1/12/2012	FIXED FINANCIAL OPTION	3514724	CALL	NYMEX	NG	
12/1/2013	1/12/2012	FIXED FINANCIAL OPTION	3514724	PUT	NYMEX	NG	
12/1/2013	4/4/2012	FIXED FINANCIAL OPTION	3571197	CALL	IFERC	TRNSZ4	
12/1/2013	4/4/2012	FIXED FINANCIAL OPTION	3571197	PUT	IFERC	TRNSZ4	

* No observable market indications or quotes available for options.

REDACTED

Question 13
2013 August - December Swap Hedges
Light Fuel Oil

Delivery Month	Trade Date	Instrument	Z Key	Market	Location	Volume BBLs	Trade Price	Market Price on Trade Date	Percent Difference from Trade Price
8/1/2013	3/20/2012	FIXED SWAP	3544368	USGLF	NO2ULS			\$135.26	
9/1/2013	3/20/2012	FIXED SWAP	3544370	USGLF	NO2ULS			\$134.82	
10/1/2013	3/20/2012	FIXED SWAP	3544372	USGLF	NO2ULS			\$134.45	
11/1/2013	3/20/2012	FIXED SWAP	3544374	USGLF	NO2ULS			\$134.03	
12/1/2013	3/20/2012	FIXED SWAP	3544376	USGLF	NO2ULS			\$133.66	
8/1/2013	5/7/2012	FIXED SWAP	3599955	USGLF	NO2ULS			\$122.54	
9/1/2013	5/7/2012	FIXED SWAP	3599957	USGLF	NO2ULS			\$122.13	
8/1/2013	8/20/2012	FIXED SWAP	3674002	USGLF	NO2ULS			\$126.03	
9/1/2013	8/20/2012	FIXED SWAP	3674004	USGLF	NO2ULS			\$125.63	
8/1/2013	10/22/2012	FIXED SWAP	3748962	USGLF	NO2ULS			\$123.31	
9/1/2013	10/22/2012	FIXED SWAP	3748964	USGLF	NO2ULS			\$123.30	
10/1/2013	10/22/2012	FIXED SWAP	3748966	USGLF	NO2ULS			\$122.71	
11/1/2013	10/22/2012	FIXED SWAP	3748968	USGLF	NO2ULS			\$122.56	
12/1/2013	10/22/2012	FIXED SWAP	3748970	USGLF	NO2ULS			\$122.35	
10/1/2013	10/23/2012	FIXED SWAP	3749710	USGLF	NO2ULS			\$121.12	
11/1/2013	10/23/2012	FIXED SWAP	3749712	USGLF	NO2ULS			\$121.08	
12/1/2013	10/23/2012	FIXED SWAP	3749714	USGLF	NO2ULS			\$120.98	

Light Fuel Oil prices and quantities are traded financially in gallons.

- * Percentage difference from trade price - Negative identifies when a trade price is above the closing market price for the respective day based on the simplified comparison.
- * Percentage difference from trade price - Positive identifies when a trade price is below the closing market price for the respective day based on the simplified comparison.

Note 1

Due to the test period of the request being different than the actual months of the strip deals executed, this causes the appearance of trades being more than 5% different from the market price for the respective day based on the simplified comparison. Below, the entire strips have been put together to show how it would look when in complete form.

REDACTED

Question 13

2013 August - December Fuel Oil Swap Hedges - Barge

Light Fuel Oil

Delivery Month	Trade Date	Instrument	Z Key	Market	Location	Volume Gal	Trade Price	Market Price on Trade Date	Percent Difference from Trade Price
8/1/2013	3/20/2012	FIXED SWAP	3544399	USGLF	NO2ULS			\$3.22	
9/1/2013	3/20/2012	FIXED SWAP	3544401	USGLF	NO2ULS			\$3.21	
10/1/2013	3/20/2012	FIXED SWAP	3544402	USGLF	NO2ULS			\$3.20	
11/1/2013	3/20/2012	FIXED SWAP	3544404	USGLF	NO2ULS			\$3.19	
12/1/2013	3/20/2012	FIXED SWAP	3544406	USGLF	NO2ULS			\$3.18	
8/1/2013	5/7/2012	FIXED SWAP	3599948	USGLF	NO2ULS			\$2.92	
9/1/2013	5/7/2012	FIXED SWAP	3599949	USGLF	NO2ULS			\$2.91	
10/1/2013	8/20/2012	FIXED SWAP	3674012	USGLF	NO2ULS			\$2.98	
11/1/2013	8/20/2012	FIXED SWAP	3674014	USGLF	NO2ULS			\$2.97	
12/1/2013	8/20/2012	FIXED SWAP	3674016	USGLF	NO2ULS			\$2.96	
9/1/2013	9/27/2012	FIXED SWAP	3714483	USGLF	NO2ULS			\$2.97	
8/1/2013	9/27/2012	FIXED SWAP	3714485	USGLF	NO2ULS			\$2.97	
10/1/2013	11/5/2012	FIXED SWAP	3764151	USGLF	NO2ULS			\$2.90	
11/1/2013	11/5/2012	FIXED SWAP	3764156	USGLF	NO2ULS			\$2.89	
12/1/2013	11/5/2012	FIXED SWAP	3764158	USGLF	NO2ULS			\$2.89	
9/1/2013	8/9/2013	FIXED SWAP	4051835	USGLF	NO2ULS			\$2.97	
10/1/2013	8/9/2013	FIXED SWAP	4051836	USGLF	NO2ULS			\$2.97	
11/1/2013	8/9/2013	FIXED SWAP	4051837	USGLF	NO2ULS			\$2.95	
12/1/2013	8/9/2013	FIXED SWAP	4051838	USGLF	NO2ULS			\$2.94	

Light Fuel Oil prices and quantities are traded financially in gallons.

Question 13

2013 August - December Fuel Oil Swap Hedges - Rail

Light Fuel Oil

Delivery Month	Trade Date	Instrument	Z Key	Market	Location	Volume Gal	Trade Price	Market Price on Trade Date	Percent Difference from Trade Price
8/1/2013	5/7/2012	FIXED SWAP	3599942	USGLF	NO2ULS			\$2.92	
9/1/2013	5/7/2012	FIXED SWAP	3599943	USGLF	NO2ULS			\$2.91	
10/1/2013	8/20/2012	FIXED SWAP	3674018	USGLF	NO2ULS			\$2.98	
11/1/2013	8/20/2012	FIXED SWAP	3674020	USGLF	NO2ULS			\$2.97	
12/1/2013	8/20/2012	FIXED SWAP	3674022	USGLF	NO2ULS			\$2.96	
8/1/2013	11/6/2012	FIXED SWAP	3764918	USGLF	NO2ULS			\$2.98	
9/1/2013	11/6/2012	FIXED SWAP	3764920	USGLF	NO2ULS			\$2.98	
9/1/2013	8/9/2013	FIXED SWAP	4051847	USGLF	NO2ULS			\$2.97	
10/1/2013	8/9/2013	FIXED SWAP	4051848	USGLF	NO2ULS			\$2.97	
11/1/2013	8/9/2013	FIXED SWAP	4051849	USGLF	NO2ULS			\$2.95	
12/1/2013	8/9/2013	FIXED SWAP	4051850	USGLF	NO2ULS			\$2.94	
9/1/2013	8/20/2013	FIXED SWAP	4062519	USGLF	NO2ULS			\$3.06	
10/1/2013	8/20/2013	FIXED SWAP	4062520	USGLF	NO2ULS			\$3.06	
11/1/2013	8/20/2013	FIXED SWAP	4062521	USGLF	NO2ULS			\$3.04	
12/1/2013	8/20/2013	FIXED SWAP	4062522	USGLF	NO2ULS			\$3.02	
10/1/2013	9/13/2013	FIXED SWAP	4097039	USGLF	NO2ULS			\$3.08	
11/1/2013	9/13/2013	FIXED SWAP	4097040	USGLF	NO2ULS			\$3.06	
12/1/2013	9/13/2013	FIXED SWAP	4097041	USGLF	NO2ULS			\$3.03	

Light Fuel Oil prices and quantities are traded financially in gallons.

* Percentage difference from trade price - Negative identifies when a trade price is above the closing market price for the respective day based on the simplified comparison.

* Percentage difference from trade price - Positive identifies when a trade price is below the closing market price for the respective day based on the simplified comparison.

Note 1

Due to the test period of the request being different than the actual months of the strip deals executed, this causes the appearance of trades being more than 5% different from the market price for the respective day based on the simplified comparison. Below, the entire strips have been put together to show how it would look when in complete form.

Question #14 - Attachment A

REDACTED

Example #1

Trade Date: July 6, 2012
 Location: Mainline
 Delivery Months: November 2013 through March 2014
 Trade Price: [REDACTED]
 Zkey 3636123, 3636124, 3636125, 3636126, 3636127,

	Nymex Settle	Nymex High	Nymex Low	High / Low Range
Nov-13	\$3.6960	\$3.8200	\$3.6960	\$0.1240
Dec-13	\$3.9080	\$4.0230	\$3.9000	\$0.1230
Jan-14	\$4.0230	\$4.1350	\$4.0100	\$0.1250
Feb-14	\$3.9990	\$4.0880	\$3.9990	\$0.0890
Mar-14	\$3.9220	\$4.0390	\$3.9220	\$0.1170
Strip	\$3.9096	\$4.0210	\$3.9054	\$0.1156

Trade Price Difference to Strip [REDACTED]

Note: See NG Swaps for 2013/2014 to identify this transaction on Question ?.

Question #14 - Attachment B

REDACTED

