

# AUSLEY & McMULLEN

ATTORNEYS AND COUNSELORS AT LAW

123 SOUTH CALHOUN STREET  
P.O. BOX 391 (ZIP 32302)  
TALLAHASSEE, FLORIDA 32301  
(850) 224-9115 FAX (850) 222-7560

April 30, 2015

HAND DELIVERED

RECEIVED  
15 APR 30 AM 9:16  
COMMISSION  
CLERK

Ms. Carlotta Stauffer, Director  
Office of Commission Clerk  
Florida Public Service Commission  
2540 Shumard Oak Boulevard  
Tallahassee, Florida 32399-0850

Re: Fuel and Purchased Power Cost Recovery Clause  
and Generating Performance Incentive Factor;  
FPSC Docket No. 150001-EI

**REDACTED**

Dear Ms. Stauffer:

Enclosed for filing in the above-styled docket are the original and seven (7) copies of the following forms to be filed on behalf of Tampa Electric Company:

Month	Forms Submitted	Forms Redacted
January 2015	423-1, 423-1(a), 423-1(b), 423-2, 423-2(a), 423-2(b) and 423-2(c)	423-1(a), 423-2, 423-2(a) and 423-2(b)
February 2015	423-1, 423-1(a), 423-1(b), 423-2, 423-2(a), 423-2(b) and 423-2(c)	423-2, 423-2(a) and 423-2(b)

Portions of these forms have been redacted to delete certain confidential proprietary business information which is the subject of a separate request for specified confidential treatment and motion for temporary protective order being simultaneously filed herewith.

Thank you for your assistance in connection with this matter.

Sincerely,

  
Ashley M. Daniels

COM	_____
AFD	2
APA	_____
ECO	1
ENG	1
GCL	2
IDM	1
TEL	_____
CLK	_____


AMD/ne  
Enclosures  
cc: All Parties of Record (w/o enc.)

MONTHLY REPORT OF COST AND QUALITY OF FUEL OIL FOR ELECTRIC PLANTS  
ORIGIN, VOLUME, DELIVERED PRICE AND AS RECEIVED QUALITY

1. Reporting Month: January Year: 2015

2. Reporting Company: Tampa Electric Company

3. Name, Title & Telephone Number of Contact Person Concerning Data  
Submitted on this Form: Adrienne S. Lewis Manager Regulatory Accounting  
(813) - 228 - 4769

4. Signature of Official Submitting Report:   
Adrienne S. Lewis, Manager Regulatory Accounting

5. Date Completed: March 16, 2015

Line No. (a)	Plant Name (b)	Supplier Name (c)	Shipping Point (d)	Purchase Type (e)	Delivery Location (f)	Delivery Date (g)	Type Oil (h)	Sulfur Content % (i)	BTU Content (BTU/Gal) (j)	Volume (Bbls) (k)	Delivered Price (\$/Bbl) (l)
1.	Big Bend	RKA Petroleum Co.	Tampa	MTC	Big Bend	1/22/15	F02	*	*	178.69	\$87.97
2.	Big Bend	RKA Petroleum Co.	Tampa	MTC	Big Bend	1/23/15	F02	*	*	890.74	\$87.97
3.	Big Bend	RKA Petroleum Co.	Tampa	MTC	Big Bend	1/24/15	F02	*	*	1,605.88	\$87.97
4.	Big Bend	RKA Petroleum Co.	Tampa	MTC	Big Bend	1/25/15	F02	*	*	177.79	\$87.97
5.	Big Bend	RKA Petroleum Co.	Tampa	MTC	Big Bend	1/27/15	F02	*	*	357.86	\$87.97
6.	Big Bend	RKA Petroleum Co.	Tampa	MTC	Big Bend	1/28/15	F02	*	*	357.83	\$87.97


\* No Analysis Taken  
FPSC FORM 423-1 (2/87)

**\*\*SPECIFIED CONFIDENTIAL\*\***

MONTHLY REPORT OF COST AND QUALITY OF FUEL OIL FOR ELECTRIC PLANTS  
 DETAIL OF INVOICE AND TRANSPORTATION CHARGES

1. Reporting Month: January Year: 2015  
 2. Reporting Company: Tampa Electric Company

3. Name, Title & Telephone Number of Contact Person Concerning Data  
 Submitted on this Form: Adrienne S. Lewis Manager Regulatory Accounting  
 (813) - 228 - 4769

4. Signature of Official Submitting Report:   
 Adrienne S. Lewis, Manager Regulatory Accounting

5. Date Completed: March 16, 2015

Line No. (a)	Plant Name (b)	Supplier Name (c)	Delivery Location (d)	Delivery Date (e)	Type Oil (f)	Volume (Bbls) (g)	Invoice Price (\$/Bbl) (h)	Invoice Amount \$ (i)	Discount \$ (j)	Net Amount \$ (k)	Net Price (\$/Bbl) (l)	Quality Adjust. (\$/Bbl) (m)	Effective Purchase Price (\$/Bbl) (n)	Transport to Terminal (\$/Bbl) (o)	Add'l Transport Charges (\$/Bbl) (p)	Other Charges (\$/Bbl) (q)	Delivered Price (\$/Bbl) (r)
1.	Big Bend	RKA Petroleum Co.	Big Bend	1/22/2015	F02	178.69											\$87.97
2.	Big Bend	RKA Petroleum Co.	Big Bend	1/23/2015	F02	890.74											\$87.97
3.	Big Bend	RKA Petroleum Co.	Big Bend	1/24/2015	F02	1,605.88											\$87.97
4.	Big Bend	RKA Petroleum Co.	Big Bend	1/25/2015	F02	177.79											\$87.97
5.	Big Bend	RKA Petroleum Co.	Big Bend	1/27/2015	F02	357.86											\$87.97
6.	Big Bend	RKA Petroleum Co.	Big Bend	1/28/2015	F02	357.83											\$87.97


\* No analysis Taken  
 FPSC FORM 423-1(a) (2/87)

MONTHLY REPORT OF COST AND QUALITY OF FUEL OIL FOR ELECTRIC PLANTS  
 REPORT OF ADJUSTMENTS TO PREVIOUS OIL DELIVERIES

1. Reporting Month: January Year: 2015

2. Reporting Company: Tampa Electric Company

3. Name, Title & Telephone Number of Contact Person Concerning Data  
 Submitted on this Form: Adrienne S. Lewis Manager Regulatory Accounting  
 (813) - 228 - 4769

4. Signature of Official Submitting Report:   
 Adrienne S. Lewis, Manager Regulatory Accounting

5. Date Completed: March 16, 2015

Line No. (a)	Month Reported (b)	Form Plant Name (c)	Supplier (d)	Original Line Number (e)	Old Volume (Bbls) (f)	Form No. (g)	Column Designator & Title (h)	Old Value (i)	New Value (j)	Delivered Price (\$/Bbls) (k)	Reason for Revision (l)
1.	None										

**MONTHLY REPORT OF COST AND QUALITY OF COAL FOR ELECTRIC PLANTS  
ORIGIN, TONNAGE, DELIVERED PRICE AND AS RECEIVED QUALITY**

- |  |   |
|--|---|
| 1. Reporting Month: January Year: 2015                     | 4. Name, Title & Telephone Number of Contact Person Concerning Data<br>Submitted on this Form: Adrienne S. Lewis, Manager Regulatory Accounting<br>(813) 228 - 4769 |
| 2. Reporting Company: Tampa Electric Company               | 5. Signature of Official Submitting Form: <u>Adrienne S. Lewis</u><br>Adrienne S. Lewis, Manager Regulatory Accounting  |
| 3. Plant Name: United Bulk Terminal - Big Bend Station (1) | 6. Date Completed: March 16, 2015   |

Line No. (a)	Supplier Name (b)	Mine Location (c)	Purchase Type (d)	Transport Mode (e)	Tons (f)	Effective Purchase Price (\$/Ton) (g)	Total Transport Charges (\$/Ton) (h)	Delivered Price Transfer Facility (\$/Ton) (i)	As Received Coal Quality			
									Sulfur Content % (j)	BTU Content (BTU/lb) (k)	Ash Content % (l)	Moisture Content % (m)
1.	Knight Hawk	8,IL,145	LTC	RB	53,133.14			\$53.24	3.03	11,150	8.55	13.28
2.	Armstrong Coal	10, KY, 183	LTC	RB	6,572.00			\$68.15	2.77	11,513	8.59	12.08
3.	Vitol	8,IL,165	S	RB	19,921.60			\$54.45	2.39	11,685	8.81	11.54
4.	Peabody	8,IL,165	S	RB	33,214.23			\$64.14	2.56	12,053	7.55	10.29
5.	Trafigura	10,KY,225	S	RB	19,209.60			\$60.50	2.98	11,427	8.13	12.48
6.	Trafigura	10,KY, 225	S	RB	26,226.40			\$64.91	2.61	12,468	9.89	7.40
7.	White Oak	8,IL, 65	S	RB	15,231.70			\$55.24	2.39	11,723	7.96	11.74

(1) United Bulk Terminal Transfer facility is a central storage site for coal prior to its delivery to the power plant.  
The coal from suppliers noted on this schedule is usually delivered to Big Bend Station but could ultimately be delivered to Polk Station.

MONTHLY REPORT OF COST AND QUALITY OF COAL FOR ELECTRIC PLANTS  
DETAILED PURCHASED COAL INVOICE INFORMATION

1. Reporting Month: January Year: 2015


2. Reporting Company: Tampa Electric Company

3. Plant Name: United Bulk Terminal - Big Bend Station (1)

4. Name, Title & Telephone Number of Contact Person Concerning Data

Submitted on this Form: Adrienne S. Lewis, Manager Regulatory Accounting  
(813) - 228 - 4769

5. Signature of Official Submitting Form:

  
Adrienne S. Lewis, Manager Regulatory Accounting

6. Date Completed: March 16, 2015

Line No. (a)	Supplier Name (b)	Mine Location (c)	Purchase Type (d)	Tons (e)	F.O.B.(2) Mine Price (\$/Ton) (f)	Shorthaul & Loading Charges (\$/Ton) (g)	Original Invoice Price (\$/Ton) (h)	Retro-active Price Adjustments (\$/Ton) (i)	Base Price (\$/Ton) (j)	Quality Adjustments (\$/Ton) (k)	Effective Purchase Price (\$/Ton) (l)
1.	Knight Hawk	8,IL,145	LTC	53,133.14	N/A			(\$0.76)		\$0.00	
2.	Armstrong Coal	10, KY, 183	LTC	6,572.00	N/A			\$0.00		\$1.86	
3.	Vitol	8,IL,165	S	19,921.60	N/A			\$0.00		\$0.00	
4.	Peabody	8,IL,165	S	33,214.23	N/A			\$0.00		\$0.44	
5.	Trafigura	10,KY,225	S	19,209.60	N/A			\$0.00		\$0.00	
6.	Trafigura	10,KY, 225	S	26,226.40	N/A			\$0.00		(\$0.21)	
7.	White Oak	8,IL, 65	S	15,231.70	N/A			\$0.00		\$0.08	

(1) United Bulk Terminal Transfer facility is a central storage site for coal prior to its delivery to the power plant.  
The coal from suppliers noted on this schedule is usually delivered to Big Bend Station but could ultimately be delivered to Polk Station.


(2) Tampa Electric purchases coal F.O.B. shipping point or F.O.B. destination.

MONTHLY REPORT OF COST AND QUALITY OF COAL FOR ELECTRIC PLANTS  
DETAIL OF TRANSPORTATION CHARGES

1. Reporting Month: January Year: 2015

4. Name, Title & Telephone Number of Contact Person Concerning Data  
Submitted on this Form: Adrienne S. Lewis, Manager Regulatory Accounting  
(813) 228 - 4769

2. Reporting Company: Tampa Electric Company

5. Signature of Official Submitting Form:   
Adrienne S. Lewis, Manager Regulatory Accounting

3. Plant Name: United Bulk Terminal - Big Bend Station (1)

6. Date Completed: March 16, 2015

Line No. (a)	Supplier Name (b)	Mine Location (c)	Shipping Point (d)	Transport Mode (e)	Tons (f)	Effective Purchase Price (\$/Ton) (g)	Add'l Shorthaul & Loading Charges (\$/Ton) (h)	Rail Charges			Waterborne Charges			Other Related Charges (\$/Ton) (o)	Total Transportation Charges (\$/Ton) (p)	Delivered Price Facility (\$/Ton) (q)
								Rail Rate (\$/Ton) (i)	Other Rail Charges (\$/Ton) (j)	River Barge Rate (\$/Ton) (k)	Trans-loading Rate (\$/Ton) (l)	Ocean Barge Rate (\$/Ton) (m)	Other Water Charges (\$/Ton) (n)			
1.	Knight Hawk	8,IL,145	Jackson & Perry Cnty., IL	RB	53,133.14											\$53.24
2.	Armstrong Coal	10, KY, 183	Ohio Cnty., KY	RB	6,572.00											\$68.15
3.	Vitol	8,IL,165	Saline County, IL	RB	19,921.60											\$54.45
4.	Peabody	8,IL,165	Saline County, IL	RB	33,214.23											\$64.14
5.	Trafigura	10,KY,225	Union Cnty., KY	RB	19,209.60											\$60.50
6.	Trafigura	10,KY, 225	Union Cnty., KY	RB	26,226.40											\$64.91
7.	White Oak	8,IL, 65	Jackson & Perry Cnty., IL	RB	15,231.70											\$55.24

(1) United Bulk Terminal Transfer facility is a central storage site for coal prior to its delivery to the power plant.  
The coal from suppliers noted on this schedule is usually delivered to Big Bend Station but could ultimately be delivered to Polk Station.

MONTHLY REPORT OF COST AND QUALITY OF COAL FOR ELECTRIC PLANTS  
ORIGIN, TONNAGE, DELIVERED PRICE AND AS RECEIVED QUALITY

1. Reporting Month: January Year: 2015

4. Name, Title & Telephone Number of Contact Person Concerning Data  
Submitted on this Form: Adrienne S. Lewis, Manager Regulatory Accounting  
(813) 228 - 4769

2. Reporting Company: Tampa Electric Company

5. Signature of Official Submitting Form: Adrienne S. Lewis  
Adrienne S. Lewis, Manager Regulatory Accounting

3. Plant Name: Big Bend Station (1)

6. Date Completed: March 16, 2015

Line No. (a)	Supplier Name (b)	Mine Location (c)	Purchase Type (d)	Transport Mode (e)	Tons (f)	Effective Purchase Price (\$/Ton) (g)	Total Transport Charges (\$/Ton) (h)	FOB Plant Price (\$/Ton) (i)	As Received Coal Quality			
									Sulfur Content % (j)	BTU Content (BTU/lb) (k)	Ash Content % (l)	Moisture Content % (m)
1.	Transfer Facility - Big Bend	N/A	N/A	OB	187,163.63			\$84.70	2.78	11,392	8.37	13.14
2.	Transfer Facility - Polk 1	N/A	N/A	OB	34,339.92			\$64.56	3.56	14,545	0.30	5.26
3.	Transfer Facility - Polk 2	N/A	N/A	OB	4,400.08			\$79.99	4.46	14,228	0.43	6.10
4.	Alliance Coal	8,IL,193	LTC	UR	114,921.00			\$77.05	2.83	11,599	7.32	12.52
5.	Consol	2, PA, 59	S	UR	25,952.75			\$84.00	2.44	12,888	7.71	6.47
6.	Armstrong Coal	10, KY, 183	LTC	UR	51,561.63			\$80.76	2.68	11,712	7.87	11.71

(1) This page includes all coal delivered to Big Bend for use at Big Bend or Polk. Effective with the January 2008 filing.



MONTHLY REPORT OF COST AND QUALITY OF COAL FOR ELECTRIC PLANTS  
DETAILED PURCHASED COAL INVOICE INFORMATION

1. Reporting Month: January Year: 2015


2. Reporting Company: Tampa Electric Company

3. Plant Name: Big Bend Station (1)

4. Name, Title & Telephone Number of Contact Person Concerning Data

Submitted on this Form: Adrienne S. Lewis, Manager Regulatory Accounting  
(813) - 228 - 4769

5. Signature of Official Submitting Form:

  
Adrienne S. Lewis, Manager Regulatory Accounting

6. Date Completed: March 16, 2015

Line No. (a)	Supplier Name (b)	Mine Location (c)	Purchase Type (d)	Tons (e)	F.O.B.(2) Mine Price (\$/Ton) (f)	Shorthaul & Loading Charges (\$/Ton) (g)	Original Invoice Price (\$/Ton) (h)	Retro-active Price Adjustments (\$/Ton) (i)	Base Price (\$/Ton) (j)	Quality Adjustments (\$/Ton) (k)	Effective Purchase Price (\$/Ton) (l)
1.	Transfer Facility - Big Bend	N/A	N/A	187,163.63	N/A			\$0.00		\$0.00	
2.	Transfer Facility - Polk 1	N/A	N/A	34,339.92	N/A			\$0.00		\$0.00	
3.	Transfer Facility - Polk 2	N/A	N/A	4,400.08	N/A			\$0.00		\$0.00	
4.	Alliance Coal	8,IL,193	LTC	114,921.00	N/A			\$0.00		\$0.00	
5.	Consol	2, PA, 59	S	25,952.75	N/A			\$0.00		(\$0.05)	
6.	Armstrong Coal	10, KY, 183	LTC	51,561.63	N/A			\$0.00		\$1.86	

(1) United Bulk Terminal Transfer facility is a central storage site for coal prior to its delivery to the power plant.  
The coal from suppliers noted on this schedule is usually delivered to Big Bend Station but could ultimately be delivered to Polk Station.

(2) Tampa Electric purchases coal F.O.B. shipping point or F.O.B. destination.


MONTHLY REPORT OF COST AND QUALITY OF COAL FOR ELECTRIC PLANTS  
DETAIL OF TRANSPORTATION CHARGES

1. Reporting Month: January Year: 2015

4. Name, Title & Telephone Number of Contact Person Concerning Data  
Submitted on this Form: Adrienne S. Lewis, Manager Regulatory Accounting  
(613) 228 - 4769

2. Reporting Company: Tampa Electric Company

5. Signature of Official Submitting Form:

  
Adrienne S. Lewis, Manager Regulatory Accounting


3. Plant Name: Big Bend Station (1)

6. Date Completed: March 16, 2015

Line No. (a)	Supplier Name (b)	Mine Location (c)	Shipping Point (d)	Transport Mode (e)	Tons (f)	Effective Purchase Price (\$/Ton) (g)	Add'l Shorthaul & Loading Charges (\$/Ton) (h)	Rail Charges			Waterborne Charges			Other Related Charges (\$/Ton) (o)	Total Transportation Charges (\$/Ton) (p)	FOB Plant Price (\$/Ton) (q)
								Rail Rate (\$/Ton) (i)	Other Rail Charges (\$/Ton) (j)	River Barge Rate (\$/Ton) (k)	Trans-loading Rate (\$/Ton) (l)	Ocean Barge Rate (\$/Ton) (m)	Other Water Charges (\$/Ton) (n)			
1.	Transfer Facility - Big Bend	N/A	Davant, La.	OB	187,163.63											\$84.70
2.	Transfer Facility - Polk 1	N/A	Davant, La.	OB	34,339.92											\$64.56
3.	Transfer Facility - Polk 2	N/A	Davant, La.	OB	4,400.08											\$79.99
4.	Alliance Coal	8,IL,193	White Cnty., IL	UR	114,921.00											\$77.05
5.	Consol	2, PA, 59	Greene Cnty., PA	UR	25,952.75											\$84.00
6.	Armstrong Coal	10, KY, 183	Ohio Cnty., KY	UR	51,561.63											\$80.76

(1) The Ocean Barge Rate (\$/Ton) reported in column (m) includes terminal charges incurred at TECO Bulk Terminal and ocean shipping charges.

**MONTHLY REPORT OF COST AND QUALITY OF COAL FOR ELECTRIC PLANTS  
ORIGIN, TONNAGE, DELIVERED PRICE AND AS RECEIVED QUALITY**

- 1. Reporting Month: January Year: 2015
- 2. Reporting Company: Tampa Electric Company
- 3. Plant Name: United Bulk Terminal Transfer Facility - Polk Station (1)
- 4. Name, Title & Telephone Number of Contact Person Concerning Data  
Submitted on this Form: Adrienne S. Lewis, Manager Regulatory Accounting  
(813) 228 - 4769
- 5. Signature of Official Submitting Form:   
Adrienne S. Lewis, Manager Regulatory Accounting
- 6. Date Completed: March 16, 2015

Line No. (a)	Supplier Name (b)	Mine Location (c)	Purchase Type (d)	Transport Mode (e)	Tons (f)	Effective Purchase Price (\$/Ton) (g)	Total Transport Charges (\$/Ton) (h)	Delivered Price Transfer Facility (\$/Ton) (i)	As Received Coal Quality			
									Sulfur Content % (j)	BTU Content (BTU/lb) (k)	Ash Content % (l)	Moisture Content % (m)
1.	Valero	N/A	S	RB	49,716.84			\$56.19	3.56	14,545	0.30	5.26
2.	Valero	N/A	S	RB	13,323.77			\$55.53	3.88	14,216	0.27	7.65

(1) United Bulk Terminal Transfer facility is a central storage site for coal prior to its delivery to the power plant.  
The coal from suppliers noted on this schedule is usually delivered to Big Bend Station but could ultimately be delivered to Polk Station.

**MONTHLY REPORT OF COST AND QUALITY OF COAL FOR ELECTRIC PLANTS  
DETAILED PURCHASED COAL INVOICE INFORMATION**

55.338

1. Reporting Month: January Year: 2015


2. Reporting Company: Tampa Electric Company

3. Plant Name: United Bulk Terminal Transfer Facility - Polk Station (1)

4. Name, Title & Telephone Number of Contact Person Concerning Data

Submitted on this Form: Adrienne S. Lewis, Manager Regulatory Accounting  
(813) - 228 - 4769

5. Signature of Official Submitting Form:

  
Adrienne S. Lewis, Manager Regulatory Accounting

6. Date Completed: March 16, 2015

Line No. (a)	Supplier Name (b)	Mine Location (c)	Purchase Type (d)	Tons (e)	F.O.B. (2) Mine Price (\$/Ton) (f)	Shorthaul & Loading Charges (\$/Ton) (g)	Original Invoice Price (\$/Ton) (h)	Retro-active Price Adjustments (\$/Ton) (i)	Base Price (\$/Ton) (j)	Quality Adjustments (\$/Ton) (k)	Effective Purchase Price (\$/Ton) (l)
1.	Valero	N/A	S	49,716.84	N/A			\$2.92		\$1.50	
2.	Valero	N/A	S	13,323.77	N/A			\$3.58		\$0.19	

(1) United Bulk Terminal Transfer facility is a central storage site for coal prior to its delivery to the power plant.  
The coal from suppliers noted on this schedule is usually delivered to Big Bend Station but could ultimately be delivered to Polk Station.

(2) Tampa Electric purchases coal F.O.B. shipping point or F.O.B. destination.

MONTHLY REPORT OF COST AND QUALITY OF COAL FOR ELECTRIC PLANTS  
 DETAIL OF TRANSPORTATION CHARGES

1. Reporting Month: January Year: 2015

2. Reporting Company: Tampa Electric Company

3. Plant Name: United Bulk Terminal Transfer Facility - Polk Station (1)

4. Name, Title & Telephone Number of Contact Person Concerning Data  
 Submitted on this Form: Adrienne S. Lewis, Manager Regulatory Accounting  
 (813) 228 - 4769

5. Signature of Official Submitting Form:   
 Adrienne S. Lewis, Manager Regulatory Accounting

6. Date Completed: March 16, 2015

Line No. (a)	Supplier Name (b)	Mine Location (c)	Shipping Point (d)	Transport Mode (e)	Tons (f)	Effective Purchase Price (\$/Ton) (g)	Add'l Shorthaul & Loading Charges (\$/Ton) (h)	Rail Charges			Waterborne Charges			Total Transportation Charges (\$/Ton) (p)	Delivered Price Transfer Facility (\$/Ton) (q)
								Rail Rate (\$/Ton) (i)	Other Rail Charges (\$/Ton) (j)	River Barge Rate (\$/Ton) (k)	Trans-loading Rate (\$/Ton) (l)	Ocean Barge Rate (\$/Ton) (m)	Other Water Charges (\$/Ton) (n)		
1.	Valero	N/A	N/A	RB	49,716.84										\$56.19
2.	Valero	N/A	N/A	RB	13,323.77										\$55.53

(1) United Bulk Terminal Transfer facility is a central storage site for coal prior to its delivery to the power plant.  
 The coal from suppliers noted on this schedule is usually delivered to Big Bend Station but could ultimately be delivered to Polk Station.

MONTHLY REPORT OF COST AND QUALITY OF COAL FOR ELECTRIC PLANTS  
ORIGIN, TONNAGE, DELIVERED PRICE AND AS RECEIVED QUALITY

1. Reporting Month: January Year: 2015

2. Reporting Company: Tampa Electric Company

3. Plant Name: Polk Station (1)

4. Name, Title & Telephone Number of Contact Person Concerning Data  
Submitted on this Form: Adrienne S. Lewis, Manager Regulatory Accounting  
(813) 228 - 4769

5. Signature of Official Submitting Form:   
Adrienne S. Lewis, Manager Regulatory Accounting

6. Date Completed: March 16, 2015

Line No. (a)	Supplier Name (b)	Mine Location (c)	Purchase Type (d)	Transport Mode (e)	Tons (f)	Effective Purchase Price (\$/Ton) (g)	Total Transport Charges (\$/Ton) (h)	FOB Plant Price (\$/Ton) (i)	As Received Coal Quality			
									Sulfur Content % (j)	BTU Content (BTU/lb) (k)	Ash Content % (l)	Moisture Content % (m)
1.	Transfer facility	N/A	N/A	TR	57,803.93			\$4.96				

(1) This page includes coal received at Big Bend and subsequently trucked to Polk.  
Effective with the January 2008 filing.

MONTHLY REPORT OF COST AND QUALITY OF COAL FOR ELECTRIC PLANTS  
DETAILED PURCHASED COAL INVOICE INFORMATION

1. Reporting Month: January Year: 2015


2. Reporting Company: Tampa Electric Company

3. Plant Name: Polk Station (1)

4. Name, Title & Telephone Number of Contact Person Concerning Data

Submitted on this Form: Adrienne S. Lewis, Manager Regulatory Accounting  
(813) - 228 - 4769

5. Signature of Official Submitting Form:

  
Adrienne S. Lewis, Manager Regulatory Accounting

6. Date Completed: March 16, 2015

Line No. (a)	Supplier Name (b)	Mine Location (c)	Purchase Type (d)	Tons (e)	F.O.B. Mine Price (\$/Ton) (f)	Shorthaul & Loading Charges (\$/Ton) (g)	Original Invoice Price (\$/Ton) (h)	Retro-active Price Adjustments (\$/Ton) (i)	Base Price (\$/Ton) (j)	Quality Adjustments (\$/Ton) (k)	Effective Purchase Price (\$/Ton) (l)
1.	Transfer facility	N/A	N/A	57,803.93	N/A			\$0.00		\$0.00	

(1) This page includes coal received at Big Bend and subsequently trucked to Polk. Effective with the January 2008 filing.

MONTHLY REPORT OF COST AND QUALITY OF COAL FOR ELECTRIC PLANTS  
 DETAIL OF TRANSPORTATION CHARGES

1. Reporting Month: January Year: 2015  
 2. Reporting Company: Tampa Electric Company  
 3. Plant Name: Polk Station (1)

4. Name, Title & Telephone Number of Contact Person Concerning Data  
 Submitted on this Form: Adrienne S. Lewis, Manager Regulatory Accounting  
 (813) 228 - 4769

5. Signature of Official Submitting Form:   
 Adrienne S. Lewis, Manager Regulatory Accounting

6. Date Completed: March 16, 2015

Line No. (a)	Supplier Name (b)	Mine Location (c)	Shipping Point (d)	Transport Mode (e)	Tons (f)	Effective Purchase Price (\$/Ton) (g)	Add'l Shorthaul & Loading Charges (\$/Ton) (h)	Rail Charges			Waterborne Charges			Other Related Charges (\$/Ton) (o)	Total Transportation Charges (\$/Ton) (p)	FOB Plant Price (\$/Ton) (q)
								Rail Rate (\$/Ton) (i)	Other Rail Charges (\$/Ton) (j)	River Barge Rate (\$/Ton) (k)	Trans-loading Rate (\$/Ton) (l)	Ocean Barge Rate (\$/Ton) (m)	Other Water Charges (\$/Ton) (n)			
1.	Transfer facility	N/A	N/A	TR	57,803.93											\$4.96

(1) Col (o) Other Related Charges includes the cost of trucking.



MONTHLY REPORT OF COST AND QUALITY OF COAL FOR ELECTRIC PLANTS  
REPORT OF ADJUSTMENTS TO PREVIOUS COAL DELIVERED

1. Reporting Month: January Year: 2015  
2. Reporting Company: Tampa Electric Company

3. Name, Title & Telephone Number of Contact Person Concerning Data  
Submitted on this Form: Adrienne S. Lewis, Manager Regulatory Accounting  
(813) 228 - 4769

4. Signature of Official Submitting Form:   
Adrienne S. Lewis, Manager Regulatory Accounting

6. Date Completed: March 16, 2015


Line No. (a)	Month Reported (b)	Plant Name (c)	Generating Plant (d)	Supplier (e)	Line Number (f)	Volume Tons (g)	Form No. (h)	Column Designator & Title (i)	Old Value (j)	New Value (k)	Facility (\$/Ton) (l)	Reason for Revision (m)
1.	None											

MONTHLY REPORT OF COST AND QUALITY OF FUEL OIL FOR ELECTRIC PLANTS  
 ORIGIN, VOLUME, DELIVERED PRICE AND AS RECEIVED QUALITY

1. Reporting Month: February Year: 2015

2. Reporting Company: Tampa Electric Company

3. Name, Title & Telephone Number of Contact Person Concerning Data  
 Submitted on this Form: Adrienne S. Lewis Manager Regulatory Accounting  
 (813) - 228 - 4769

4. Signature of Official Submitting Report:   
 Adrienne S. Lewis, Manager Regulatory Accounting

5. Date Completed: April 15, 2015

Line No. (a)	Plant Name (b)	Supplier Name (c)	Shipping Point (d)	Purchase Type (e)	Delivery Location (f)	Delivery Date (g)	Type Oil (h)	Sulfur Content % (i)	BTU Content (BTU/Gal) (j)	Volume (Bbls) (k)	Delivered Price (\$/Bbl) (l)
1.	None										

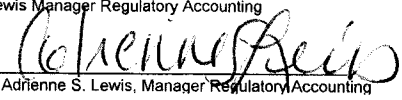
\* No Analysis Taken  
 FPSC FORM 423-1 (2/87)

**\*\*SPECIFIED CONFIDENTIAL\*\***

MONTHLY REPORT OF COST AND QUALITY OF FUEL OIL FOR ELECTRIC PLANTS  
 DETAIL OF INVOICE AND TRANSPORTATION CHARGES

1. Reporting Month: February Year: 2015  
 2. Reporting Company: Tampa Electric Company

3. Name, Title & Telephone Number of Contact Person Concerning Data  
 Submitted on this Form: Adrienne S. Lewis Manager Regulatory Accounting  
 (813) - 228 - 4769

4. Signature of Official Submitting Report:   
 Adrienne S. Lewis, Manager Regulatory Accounting

5. Date Completed: April 15, 2015

Line No. (a)	Plant Name (b)	Supplier Name (c)	Delivery Location (d)	Delivery Date (e)	Type Oil (f)	Volume (Bbls) (g)	Invoice Price (\$/Bbl) (h)	Invoice Amount \$ (i)	Discount \$ (j)	Net Amount \$ (k)	Net Price (\$/Bbl) (l)	Quality Adjust. (\$/Bbl) (m)	Effective Purchase Price (\$/Bbl) (n)	Transport to Terminal (\$/Bbl) (o)	Add'l Transport Charges (\$/Bbl) (p)	Other Charges (\$/Bbl) (q)	Delivered Price (\$/Bbl) (r)
1.	None																

\* No analysis Taken  
 FPSC FORM 423-1(a) (2/87)

MONTHLY REPORT OF COST AND QUALITY OF FUEL OIL FOR ELECTRIC PLANTS  
 REPORT OF ADJUSTMENTS TO PREVIOUS OIL DELIVERIES

1. Reporting Month: February Year: 2015

2. Reporting Company: Tampa Electric Company

3. Name, Title & Telephone Number of Contact Person Concerning Data  
 Submitted on this Form: Adrienne S. Lewis, Manager Regulatory Accounting  
 (813) - 228 - 4769

4. Signature of Official Submitting Report: *Adrienne S. Lewis*  
 Adrienne S. Lewis, Manager Regulatory Accounting

5. Date Completed: April 15, 2015

Line No. (a)	Month Reported (b)	Form Plant Name (c)	Supplier (d)	Original Line Number (e)	Old Volume (Bbls) (f)	Form No. (g)	Column Designator & Title (h)	Old Value (i)	New Value (j)	Delivered Price (\$/Bbls) (k)	Reason for Revision (l)
1.	None										

MONTHLY REPORT OF COST AND QUALITY OF COAL FOR ELECTRIC PLANTS  
ORIGIN, TONNAGE, DELIVERED PRICE AND AS RECEIVED QUALITY

- |  |   |
|--|---|
| <p>1. Reporting Month: February Year: 2015</p> <p>2. Reporting Company: Tampa Electric Company</p> <p>3. Plant Name: United Bulk Terminal - Big Bend Station (1)</p> | <p>4. Name, Title &amp; Telephone Number of Contact Person Concerning Data<br/>Submitted on this Form: Adrienne S. Lewis, Manager Regulatory Accounting<br/>(813) 228 - 4769</p> <p>5. Signature of Official Submitting Form: <u><i>Adrienne S. Lewis</i></u><br/>Adrienne S. Lewis, Manager Regulatory Accounting</p> <p>6. Date Completed: April 15, 2015</p> |
|--|---|

Line No. (a)	Supplier Name (b)	Mine Location (c)	Purchase Type (d)	Transport Mode (e)	Tons (f)	Effective Purchase Price (\$/Ton) (g)	Total Transport Charges (\$/Ton) (h)	Delivered Price Transfer Facility (\$/Ton) (i)	As Received Coal Quality			
									Sulfur Content % (j)	BTU Content (BTU/lb) (k)	Ash Content % (l)	Moisture Content % (m)
1.	Knight Hawk	8,IL,145	LTC	RB	78,147.15			\$52.83	3.02	11,144	8.68	13.28
2.	Armstrong Coal	10, KY, 183	LTC	RB	16,494.00			\$68.05	2.73	11,603	8.30	11.80
3.	Vitol	8,IL,165	S	RB	13,495.20			\$54.26	8.83	11,745	8.83	10.96
4.	Trafigura	10,KY,225	S	RB	37,604.00			\$60.45	3.02	11,491	8.08	12.00
5.	Trafigura	10,KY, 225	S	RB	40,694.70			\$55.42	3.01	11,434	8.19	12.34
6.	White Oak	8,IL, 65	S	RB	13,013.30			\$48.17	2.37	11,702	8.09	11.92

(1) United Bulk Terminal Transfer facility is a central storage site for coal prior to its delivery to the power plant.  
The coal from suppliers noted on this schedule is usually delivered to Big Bend Station but could ultimately be delivered to Polk Station.

**MONTHLY REPORT OF COST AND QUALITY OF COAL FOR ELECTRIC PLANTS  
DETAILED PURCHASED COAL INVOICE INFORMATION**

- |  |   |
|--|---|
| 1. Reporting Month: February Year: 2015                    | 4. Name, Title & Telephone Number of Contact Person Concerning Data<br>Submitted on this Form: Adrienne S. Lewis, Manager Regulatory Accounting<br>(813) - 228 - 4769             |
| 2. Reporting Company: Tampa Electric Company               | 5. Signature of Official Submitting Form: <br>Adrienne S. Lewis, Manager Regulatory Accounting |
| 3. Plant Name: United Bulk Terminal - Big Bend Station (1) | 6. Date Completed: April 15, 2015   |

Line No. (a)	Supplier Name (b)	Mine Location (c)	Purchase Type (d)	Tons (e)	F.O.B. (2) Mine Price (\$/Ton) (f)	Shorthaul & Loading Charges (\$/Ton) (g)	Original Invoice Price (\$/Ton) (h)	Retro-active Price Adjustments (\$/Ton) (i)	Base Price (\$/Ton) (j)	Quality Adjustments (\$/Ton) (k)	Effective Purchase Price (\$/Ton) (l)
1.	Knight Hawk	8,IL,145	LTC	78,147.15	N/A			\$0.00		\$0.00	
2.	Armstrong Coal	10, KY, 183	LTC	16,494.00	N/A			\$0.00		\$1.76	
3.	Vitol	8,IL,165	S	13,495.20	N/A			\$0.00		(\$0.19)	
4.	Trafigura	10,KY,225	S	37,604.00	N/A			\$0.00		(\$0.05)	
5.	Trafigura	10,KY, 225	S	40,694.70	N/A			\$0.00		(\$0.24)	
6.	White Oak	8,IL, 65	S	13,013.30	N/A			\$0.00		\$0.01	

(1) United Bulk Terminal Transfer facility is a central storage site for coal prior to its delivery to the power plant.  
The coal from suppliers noted on this schedule is usually delivered to Big Bend Station but could ultimately be delivered to Polk Station.

(2) Tampa Electric purchases coal F.O.B. shipping point or F.O.B. destination.  
FPSC FORM 423-2(a) (2/87)

MONTHLY REPORT OF COST AND QUALITY OF COAL FOR ELECTRIC PLANTS  
DETAIL OF TRANSPORTATION CHARGES

1. Reporting Month: February Year: 2015

4. Name, Title & Telephone Number of Contact Person Concerning Data  
Submitted on this Form: Adrienne S. Lewis, Manager Regulatory Accounting  
(813) 228 - 4769

2. Reporting Company: Tampa Electric Company

5. Signature of Official Submitting Form:   
Adrienne S. Lewis, Manager Regulatory Accounting


3. Plant Name: United Bulk Terminal - Big Bend Station (1)

6. Date Completed: April 15, 2015

Line No. (a)	Supplier Name (b)	Mine Location (c)	Shipping Point (d)	Transport Mode (e)	Tons (f)	Effective Purchase Price (\$/Ton) (g)	Add'l Shorthaul & Loading Charges (\$/Ton) (h)	Rail Charges			Waterborne Charges				Total Transportation Charges (\$/Ton) (p)	Delivered Price Facility (\$/Ton) (q)
								Rail Rate (\$/Ton) (i)	Other Rail Charges (\$/Ton) (j)	River Barge Rate (\$/Ton) (k)	Trans-loading Rate (\$/Ton) (l)	Ocean Barge Rate (\$/Ton) (m)	Other Water Charges (\$/Ton) (n)	Other Related Charges (\$/Ton) (o)		
1.	Knight Hawk	8,IL,145	Jackson & Perry Cnty., IL	RB	78,147.15											\$52.83
2.	Armstrong Coal	10, KY, 183	Ohio Cnty., KY	RB	16,494.00											\$68.05
3.	Vitol	8,IL,165	Saline County, IL	RB	13,495.20											\$54.26
4.	Trafigura	10,KY,225	Union Cnty., KY	RB	37,604.00											\$60.45
5.	Trafigura	10,KY, 225	Union Cnty., KY	RB	40,694.70											\$55.42
6.	White Oak	8,IL, 65	Jackson & Perry Cnty., IL	RB	13,013.30											\$48.17

(1) United Bulk Terminal Transfer facility is a central storage site for coal prior to its delivery to the power plant.  
The coal from suppliers noted on this schedule is usually delivered to Big Bend Station but could ultimately be delivered to Polk Station.

**MONTHLY REPORT OF COST AND QUALITY OF COAL FOR ELECTRIC PLANTS  
ORIGIN, TONNAGE, DELIVERED PRICE AND AS RECEIVED QUALITY**

- |   |  |
|---|--|
| <p>1. Reporting Month: February Year: 2015</p> <p>2. Reporting Company: Tampa Electric Company</p> <p>3. Plant Name: Big Bend Station (1)</p> | <p>4. Name, Title &amp; Telephone Number of Contact Person Concerning Data<br/>Submitted on this Form: Adrienne S. Lewis, Manager Regulatory Accounting<br/>(813) 228 - 4769</p> <p>5. Signature of Official Submitting Form: <u></u><br/>Adrienne S. Lewis, Manager Regulatory Accounting</p> <p>6. Date Completed: April 15, 2015</p> |
|---|--|

Line No. (a)	Supplier Name (b)	Mine Location (c)	Purchase Type (d)	Transport Mode (e)	Tons (f)	Effective Purchase Price (\$/Ton) (g)	Total Transport Charges (\$/Ton) (h)	FOB Plant Price (\$/Ton) (i)	As Received Coal Quality			
									Sulfur Content % (j)	BTU Content (BTU/lb) (k)	Ash Content % (l)	Moisture Content % (m)
1.	Transfer Facility - Big Bend	N/A	N/A	OB	123,316.83			\$70.55	2.75	11,291	8.29	13.62
2.	Transfer Facility - Polk 1	N/A	N/A	OB	21,428.05			\$64.14	3.75	14,720	0.33	4.19
3.	Transfer Facility - Polk 2	N/A	N/A	OB	8,362.28			\$83.30	4.67	14,298	0.47	5.94
4.	Alliance Coal	8,IL,193	LTC	UR	90,052.30			\$83.46	2.77	11,658	7.12	12.35
5.	Consol	2, PA, 59	S	UR	12,984.75			\$86.92	2.50	12,992	7.61	6.33
6.	Armstrong Coal	10, KY, 183	LTC	UR	24,756.13			\$83.16	2.62	11,685	7.81	11.94
7.	Glencore	Columbia	LTC	OB	29,762.37			\$69.47	0.64	11,511	7.38	10.61
8.	Consol	2, PA, 59	LTC	UR	25,847.95			\$91.24	2.59	12,944	7.61	6.54

(1) This page includes all coal delivered to Big Bend for use at Big Bend or Polk. Effective with the January 2008 filing.



MONTHLY REPORT OF COST AND QUALITY OF COAL FOR ELECTRIC PLANTS  
DETAILED PURCHASED COAL INVOICE INFORMATION

1. Reporting Month: February Year: 2015

4. Name, Title & Telephone Number of Contact Person Concerning Data  
Submitted on this Form: Adrienne S. Lewis, Manager Regulatory Accounting  
(813) - 228 - 4769

2. Reporting Company: Tampa Electric Company

5. Signature of Official Submitting Form: Adrienne Lewis  
Adrienne S. Lewis, Manager Regulatory Accounting

3. Plant Name: Big Bend Station (1)

6. Date Completed: April 15, 2015

Line No. (a)	Supplier Name (b)	Mine Location (c)	Purchase Type (d)	Tons (e)	F.O.B.(2) Mine Price (\$/Ton) (f)	Shorthaul & Loading Charges (\$/Ton) (g)	Original Invoice Price (\$/Ton) (h)	Retro-active Price Adjustments (\$/Ton) (i)	Base Price (\$/Ton) (j)	Quality Adjustments (\$/Ton) (k)	Effective Purchase Price (\$/Ton) (l)
1.	Transfer Facility - Big Bend	N/A	N/A	123,316.83	N/A			\$0.00		\$0.00	
2.	Transfer Facility - Polk 1	N/A	N/A	21,428.05	N/A			\$0.00		\$0.00	
3.	Transfer Facility - Polk 2	N/A	N/A	8,362.28	N/A			\$0.00		\$0.00	
4.	Alliance Coal	8,IL,193	LTC	90,052.30	N/A			\$0.00		\$4.13	
5.	Consol	2, PA, 59	S	12,984.75	N/A			\$0.00		\$0.37	
6.	Armstrong Coal	10, KY, 183	LTC	24,756.13	N/A			\$0.00		\$1.76	
7.	Glencore	Columbia	LTC	29,762.37	N/A			\$0.00		\$0.07	
8.	Consol	2, PA, 59	LTC	25,847.95	N/A			\$0.00		\$0.19	

(1) United Bulk Terminal Transfer facility is a central storage site for coal prior to its delivery to the power plant.  
The coal from suppliers noted on this schedule is usually delivered to Big Bend Station but could ultimately be delivered to Polk Station.

(2) Tampa Electric purchases coal F.O.B. shipping point or F.O.B. destination.

MONTHLY REPORT OF COST AND QUALITY OF COAL FOR ELECTRIC PLANTS  
 DETAIL OF TRANSPORTATION CHARGES

1. Reporting Month: February Year: 2015

2. Reporting Company: Tampa Electric Company

3. Plant Name: Big Bend Station (1)

4. Name, Title & Telephone Number of Contact Person Concerning Data  
 Submitted on this Form: Adrienne S. Lewis, Manager Regulatory Accounting  
 (813) 228 - 4769

5. Signature of Official Submitting Form:   
 Adrienne S. Lewis, Manager Regulatory Accounting

6. Date Completed: April 15, 2015

Line No. (a)	Supplier Name (b)	Mine Location (c)	Shipping Point (d)	Transport Mode (e)	Tons (f)	Effective Purchase Price (\$/Ton) (g)	Add'l Shorthaul & Loading Charges (\$/Ton) (h)	Rail Charges			Waterborne Charges				Total Transportation Charges (\$/Ton) (p)	FOB Plant Price (\$/Ton) (q)
								Rail Rate (\$/Ton) (i)	Other Rail Charges (\$/Ton) (j)	River Barge Rate (\$/Ton) (k)	Trans-loading Rate (\$/Ton) (l)	Ocean Barge Rate (\$/Ton) (m)	Other Water Charges (\$/Ton) (n)	Other Related Charges (\$/Ton) (o)		
1.	Transfer Facility - Big Bend	N/A	Davant, La.	OB	123,316.83											\$70.55
2.	Transfer Facility - Polk 1	N/A	Davant, La.	OB	21,428.05											\$64.14
3.	Transfer Facility - Polk 2	N/A	Davant, La.	OB	8,362.28											\$83.30
4.	Alliance Coal	8,IL,193	White Cnty., IL	UR	90,052.30											\$83.46
5.	Consol	2, PA, 59	Greene Cnty., PA	UR	12,984.75											\$86.92
6.	Armstrong Coal	10, KY, 183	Ohio Cnty., KY	UR	24,756.13											\$83.16
7.	Glencore	Columbia	N/A	OB	29,762.37											\$69.47
8.	Consol	2, PA, 59	Greene Cnty., PA	UR	25,847.95											\$91.24

(1) The Ocean Barge Rate (\$/Ton) reported in column (m) includes terminal charges incurred at TECO Bulk Terminal and ocean shipping charges.

MONTHLY REPORT OF COST AND QUALITY OF COAL FOR ELECTRIC PLANTS  
ORIGIN, TONNAGE, DELIVERED PRICE AND AS RECEIVED QUALITY

- 1. Reporting Month: February Year: 2015
- 2. Reporting Company: Tampa Electric Company
- 3. Plant Name: United Bulk Terminal Transfer Facility - Polk Station (1)
- 4. Name, Title & Telephone Number of Contact Person Concerning Data  
Submitted on this Form: Adrienne S. Lewis, Manager Regulatory Accounting  
(813) 228 - 4769
- 5. Signature of Official Submitting Form: Adrienne S. Lewis  
Adrienne S. Lewis, Manager Regulatory Accounting
- 6. Date Completed: April 15, 2015

Line No. (a)	Supplier Name (b)	Mine Location (c)	Purchase Type (d)	Transport Mode (e)	Tons (f)	Effective Purchase Price (\$/Ton) (g)	Total Transport Charges (\$/Ton) (h)	Delivered Price Transfer Facility (\$/Ton) (i)	As Received Coal Quality			
									Sulfur Content % (j)	BTU Content (BTU/lb) (k)	Ash Content % (l)	Moisture Content % (m)
1.	Valero	N/A	S	RB	16,373.91			\$55.57	3.75	14,720	0.33	4.19
2.	Valero	N/A	S	RB	13,108.11			\$53.52	3.64	14,142	0.28	8.01

(1) United Bulk Terminal Transfer facility is a central storage site for coal prior to its delivery to the power plant.  
The coal from suppliers noted on this schedule is usually delivered to Big Bend Station but could ultimately be delivered to Polk Station.

MONTHLY REPORT OF COST AND QUALITY OF COAL FOR ELECTRIC PLANTS  
DETAILED PURCHASED COAL INVOICE INFORMATION

- 1. Reporting Month: February Year: 2015
- 2. Reporting Company: Tampa Electric Company
- 3. Plant Name: United Bulk Terminal Transfer Facility - Polk Station (1)
- 4. Name, Title & Telephone Number of Contact Person Concerning Data  
Submitted on this Form: Adrienne S. Lewis, Manager Regulatory Accounting  
(813) - 228 - 4769
- 5. Signature of Official Submitting Form:   
Adrienne S. Lewis, Manager Regulatory Accounting
- 6. Date Completed: April 15, 2015

Line No. (a)	Supplier Name (b)	Mine Location (c)	Purchase Type (d)	Tons (e)	F.O.B.(2) Mine Price (\$/Ton) (f)	Shorthaul & Loading Charges (\$/Ton) (g)	Original Invoice Price (\$/Ton) (h)	Retro-active Price Adjustments (\$/Ton) (i)	Base Price (\$/Ton) (j)	Quality Adjustments (\$/Ton) (k)	Effective Purchase Price (\$/Ton) (l)
1.	Valero	N/A	S	16,373.91	N/A			(\$1.81)		\$2.04	
2.	Valero	N/A	S	13,108.11	N/A			(\$1.81)		(\$0.01)	

(1) United Bulk Terminal Transfer facility is a central storage site for coal prior to its delivery to the power plant.  
The coal from suppliers noted on this schedule is usually delivered to Big Bend Station but could ultimately be delivered to Polk Station.

(2) Tampa Electric purchases coal F.O.B. shipping point or F.O.B. destination.


MONTHLY REPORT OF COST AND QUALITY OF COAL FOR ELECTRIC PLANTS  
DETAIL OF TRANSPORTATION CHARGES

1. Reporting Month: February Year: 2015

2. Reporting Company: Tampa Electric Company

3. Plant Name: United Bulk Terminal Transfer Facility - Polk Station (1)

4. Name, Title & Telephone Number of Contact Person Concerning Data  
Submitted on this Form: Adrienne S. Lewis, Manager Regulatory Accounting  
(813) 228 - 4769

5. Signature of Official Submitting Form:   
Adrienne S. Lewis, Manager Regulatory Accounting

6. Date Completed: April 15, 2015

Line No. (a)	Supplier Name (b)	Mine Location (c)	Shipping Point (d)	Transport Mode (e)	Tons (f)	Effective Purchase Price (\$/Ton) (g)	Add'l Shorthaul & Loading Charges (\$/Ton) (h)	Rail Charges			Waterborne Charges				Total Transportation Charges (\$/Ton) (p)	Delivered Price Transfer Facility (\$/Ton) (q)
								Rail Rate (\$/Ton) (i)	Other Rail Charges (\$/Ton) (j)	River Barge Rate (\$/Ton) (k)	Trans-loading Rate (\$/Ton) (l)	Ocean Barge Rate (\$/Ton) (m)	Other Water Charges (\$/Ton) (n)	Other Related Charges (\$/Ton) (o)		
1.	Valero	N/A	N/A	RB	16,373.91											\$55.57
2.	Valero	N/A	N/A	RB	13,108.11											\$53.52

(1) United Bulk Terminal Transfer facility is a central storage site for coal prior to its delivery to the power plant.  
The coal from suppliers noted on this schedule is usually delivered to Big Bend Station but could ultimately be delivered to Polk Station.

MONTHLY REPORT OF COST AND QUALITY OF COAL FOR ELECTRIC PLANTS  
ORIGIN, TONNAGE, DELIVERED PRICE AND AS RECEIVED QUALITY

1. Reporting Month: February Year: 2015

2. Reporting Company: Tampa Electric Company

3. Plant Name: Polk Station (1)

4. Name, Title & Telephone Number of Contact Person Concerning Data  
Submitted on this Form: Adrienne S. Lewis, Manager Regulatory Accounting  
(813) 228 - 4769

5. Signature of Official Submitting Form: *Adrienne S. Lewis*  
Adrienne S. Lewis, Manager Regulatory Accounting

6. Date Completed: April 15, 2015


Line No. (a)	Supplier Name (b)	Mine Location (c)	Purchase Type (d)	Transport Mode (e)	Tons (f)	Effective Purchase Price (\$/Ton) (g)	Total Transport Charges (\$/Ton) (h)	FOB Plant Price (\$/Ton) (i)	As Received Coal Quality			
									Sulfur Content % (j)	BTU Content (BTU/lb) (k)	Ash Content % (l)	Moisture Content % (m)
1.	Transfer facility	N/A	N/A	TR	50,541.21			\$4.95				

(1) This page includes coal received at Big Bend and subsequently trucked to Polk.  
Effective with the January 2008 filing.

MONTHLY REPORT OF COST AND QUALITY OF COAL FOR ELECTRIC PLANTS  
DETAILED PURCHASED COAL INVOICE INFORMATION

- 1. Reporting Month: February Year: 2015
- 2. Reporting Company: Tampa Electric Company
- 3. Plant Name: Polk Station (1)

4. Name, Title & Telephone Number of Contact Person Concerning Data  
Submitted on this Form: Adrienne S. Lewis, Manager Regulatory Accounting  
(813) - 228 - 4769

5. Signature of Official Submitting Form:   
Adrienne S. Lewis, Manager Regulatory Accounting

6. Date Completed: April 15, 2015

Line No. (a)	Supplier Name (b)	Mine Location (c)	Purchase Type (d)	Tons (e)	F.O.B. Mine Price (\$/Ton) (f)	Shorthaul & Loading Charges (\$/Ton) (g)	Original Invoice Price (\$/Ton) (h)	Retro-active Price Adjustments (\$/Ton) (i)	Base Price (\$/Ton) (j)	Quality Adjustments (\$/Ton) (k)	Effective Purchase Price (\$/Ton) (l)
1.	Transfer facility	N/A	N/A	50,541.21	N/A			\$0.00		\$0.00	

(1) This page includes coal received at Big Bend and subsequently trucked to Polk.  
Effective with the January 2008 filing.

MONTHLY REPORT OF COST AND QUALITY OF COAL FOR ELECTRIC PLANTS  
DETAIL OF TRANSPORTATION CHARGES

1. Reporting Month: February Year: 2015  
2. Reporting Company: Tampa Electric Company  
3. Plant Name: Polk Station (1)

4. Name, Title & Telephone Number of Contact Person Concerning Data  
Submitted on this Form: Adrienne S. Lewis, Manager Regulatory Accounting  
(813) 228 - 4769

5. Signature of Official Submitting Form: *Adrienne S. Lewis*  
Adrienne S. Lewis, Manager Regulatory Accounting

6. Date Completed: April 15, 2015

Line No. (a)	Supplier Name (b)	Mine Location (c)	Shipping Point (d)	Transport Mode (e)	Tons (f)	Effective Purchase Price (\$/Ton) (g)	Add'l Shorthaul & Loading Charges (\$/Ton) (h)	Rail Charges			Waterborne Charges			Other Related Charges (\$/Ton) (o)	Total Transportation Charges (\$/Ton) (p)	FOB Plant Price (\$/Ton) (q)
								Rail Rate (\$/Ton) (i)	Other Rail Charges (\$/Ton) (j)	River Barge Rate (\$/Ton) (k)	Trans-loading Rate (\$/Ton) (l)	Ocean Barge Rate (\$/Ton) (m)	Other Water Charges (\$/Ton) (n)			
1.	Transfer facility	N/A	N/A	TR	50,541.21											\$4.95


(1) Col (o) Other Related Charges includes the cost of trucking.



MONTHLY REPORT OF COST AND QUALITY OF COAL FOR ELECTRIC PLANTS  
REPORT OF ADJUSTMENTS TO PREVIOUS COAL DELIVERED

1. Reporting Month: February Year: 2015  
2. Reporting Company: Tampa Electric Company

3. Name, Title & Telephone Number of Contact Person Concerning Data  
Submitted on this Form: Adrienne S. Lewis Manager Regulatory Accounting  
(813) 228 - 4769

4. Signature of Official Submitting Form:   
Adrienne S. Lewis, Manager Regulatory Accounting

6. Date Completed: April 15, 2015

Line No. (a)	Month Reported (b)	Plant Name (c)	Generating Plant (d)	Supplier (e)	Line Number (f)	Volume Tons (g)	Form No. (h)	Column Designator & Title (i)	Old Value (j)	New Value (k)	Facility (\$/Ton) (l)	Reason for Revision (m)
1.	None											