



REDACTED

Maria J. Moncada
Principal Attorney
Florida Power & Light Company
700 Universe Boulevard
Juno Beach, FL 33408-0420
561-304-5795
(561) 691-7135 (Facsimile)
E-mail: Maria.Moncada@fpl.com

October 1, 2015

VIA HAND DELIVERY

Ms. Carlotta S. Stauffer
Division of the Commission Clerk and Administrative Services
Florida Public Service Commission
2540 Shumard Oak Blvd.
Tallahassee, FL 32399-0850

RECEIVED FPSC
15 OCT - 1 PM 2: 56
COMMISSION
CLERK

Re: Docket No. 150001-EI

Dear Ms. Stauffer:

I enclose for filing in the above docket Florida Power & Light Company's ("FPL's") Second Request for Extension of Confidential Classification of Materials Provided Pursuant to Audit No. 08-003-4-2. The original includes Third Revised Exhibits A, B (two copies), C and D.

Third Revised Exhibit A consists of the confidential documents, and all the information that FPL asserts is entitled to confidential treatment has been highlighted. Third Revised Exhibit B is an edited version of Third Revised Exhibit A, in which the information FPL asserts is confidential has been redacted. Third Revised Exhibit C is a justification table in support of FPL's Second Request for Extension of Confidential Classification. Third Revised Exhibit D contains the affidavits in support of FPL's Second Request for Extension of Confidential Classification.

Please contact me if you or your Staff has any questions regarding this filing.

Sincerely,

Maria J. Moncada

Enclosure

cc: Counsel for Parties of Record (w/ copy of FPL's Second Request for Extension of Confidential Classification)

3016288

COM _____
AFD Redacted
APA _____
ECO _____
ENG _____
GCL _____
IDM _____
TEL _____
CLK _____

BEFORE THE FLORIDA PUBLIC SERVICE COMMISSION

In re: Fuel and purchase power cost recovery
clause with generating performance incentive
factor

Docket No: 150001-EI
Date: October 1, 2015

**FLORIDA POWER & LIGHT COMPANY'S SECOND REQUEST
FOR EXTENSION OF CONFIDENTIAL CLASSIFICATION
OF MATERIALS PROVIDED PURSUANT TO AUDIT NO. 08-003-4-2**

Pursuant to Section 366.093, Florida Statutes ("Section 366.093"), and Rule 25-22.006, Florida Administrative Code, Florida Power & Light Company ("FPL") hereby submits its Second Request for Extension of Confidential Classification of Information Provided Pursuant to Audit No. 08-003-4-2 ("Confidential Information"). In support of this request, FPL states as follows:

1. On May 29, 2008 FPL filed a Request for Confidential Classification of the Confidential Information, which included Exhibits A, B, C and D ("May 29, 2008 Request"). By Order No. PSC-14-0479-CFO-EI, dated September 10, 2014 ("Order 0479"), the Commission granted FPL's May 29, 2008 Request. FPL adopts and incorporates by reference the May 29, 2008 Request and Order 0479.

2. By Order No. PSC-12-0154-CFO-EI, dated March 29, 2012, the Commission granted FPL's Renewed Request for Confidential Classification.

3. On September 25, 2013, FPL filed its First Request for Extension of Confidential Classification of the Confidential Information, which included Second Revised Exhibits A, B, C and D ("September 25, 2013 Request"). By Order No. PSC-14-0148-CFO-EI, dated April 2, 2014 ("Order 0148"), the Commission granted FPL's September 25, 2013 Request. FPL adopts and incorporates by reference the September 25, 2013 Request and Order 0148.

4. The period of confidential treatment granted by Order 0148 will soon expire. The Confidential Information that was the subject of FPL's September 25, 2013 Request and Order 0148 warrants continued treatment as proprietary and confidential business information within the meaning of Section 366.093(3). Accordingly, FPL hereby submits its Second Request for Extension of Confidential Classification.

5. Included herewith and made a part hereof are Third Revised Exhibit A, Third Revised Exhibit B, together with Third Revised Exhibit C to reduce the number of pages for which confidential treatment is sought.

6. Third Revised Exhibits A and B consist of highlighted and redacted copies of the specific work papers where FPL has determined that a portion of the information previously designated as confidential requires continued confidential treatment. Where entire pages of a work paper are confidential, FPL has included only identifying cover pages in Third Revised Exhibit B.

7. Third Revised Exhibit C is a table that identifies the specific pages, lines or columns that remain confidential. The table also references the specific statutory basis for confidentiality and the affiants who support the requested classification.

8. Also included with this request is Third Revised Exhibit D. Third Revised Exhibit D consists of the affidavits of Antonio Maceo, Elizabeth Fuentes, Lisa Fuca, Damaris Rodriguez and Gerard J. Yupp.

9. The Confidential Information is intended to be and has been treated by FPL as private, its confidentiality has been maintained, and its disclosure would cause harm to FPL and its customers. Pursuant to Section 366.093, such materials are entitled to confidential treatment and are exempt from the disclosure provisions of the public records law. Thus, once the

Commission determines that the information in question is proprietary confidential business information, the Commission is not required to engage in any further analysis or review such as weighing the harm of disclosure against the public interest in access to the information.

10. As the affidavits included in Second Revised Exhibit D indicate, certain information provided by FPL contain or constitute internal auditing controls and reports of internal auditors or information relating to internal auditing reports issued in 2007. Also certain information contain or constitute auditing controls and reports of external auditors or information relating to same, which the external auditors consider to be proprietary and confidential. This information is protected by Section 366.093(3)(b) and (e), Fla. Stat.

11. Also, certain information contains confidential business information of contractual data such as pricing and other terms related to fuel procurement, payment records, vendor and supplier rates for capacity and energy, and FPL's hedging results, the disclosure of which would impair the efforts of FPL to contract for energy, natural gas and fuel oil on favorable terms for the benefit of its customers and would impair the competitive interests of FPL and its vendors. This information is protected by Section 366.093(3)(d), Fla. Stat.

12. Last, certain documents contain information or constitute customer-specific account information, which if disclosed would impair FPL's competitive interests. It is FPL's corporate policy not to disclose customer-specific information. This policy includes, but is not limited to: customer names, addresses, telephone numbers, account numbers, rates, billing determinants (kW and kWh usage), conservation savings in kW, kWh and bills. FPL treats such information as confidential and does not disclose it, except as required by law, to entities or persons other than the customer absent the customer's consent. This information is protected by Section 366.093(e), Fla. Stat.

13. Nothing has changed since the Commission entered Order 0148 to render the Confidential Information designated in Third Revised Exhibits A, B and C stale or public, such that continued confidential treatment would not be appropriate.


14. Upon a finding by the Commission that the Confidential Information remains proprietary and confidential business information, the information should not be declassified for at least an additional eighteen (18) month period and should be returned to FPL as soon as it is no longer necessary for the Commission to conduct its business. *See* § 366.093(4), Fla. Stat.

WHEREFORE, for the above and foregoing reasons, as more fully set forth in the supporting materials and affidavits included herewith, Florida Power & Light Company respectfully requests that its Second Request for Extension of Confidential Classification be granted.

Respectfully submitted,

John T. Butler
Assistant General Counsel – Regulatory
Maria J. Moncada
Principal Attorney
Florida Power & Light Company
700 Universe Boulevard
Juno Beach, FL 33408
Telephone: (561) 304-5795
Facsimile: (561) 691-7135
Email: maria.moncada@fpl.com

By: _____


Maria J. Moncada
Fla. Bar No. 0773301

CERTIFICATE OF SERVICE
Docket No. 150001-EI

I **HEREBY CERTIFY** that a true and correct copy of the foregoing Second Request for Extension of Confidential Classification* has been furnished by electronic service on this 1st day of October 2015 to the following:

Suzanne Brownless, Esq.
Division of Legal Services
Florida Public Service Commission
2540 Shumard Oak Blvd.
Tallahassee, Florida 32399-0850
sbrownle@psc.state.fl.us

Andrew Maurey
Michael Barrett
Division of Accounting and Finance
Florida Public Service Commission
2540 Shumard Oak Blvd.
Tallahassee, Florida 32399-0850
mbarrett@psc.state.fl.us
amaurey@psc.state.fl.us

Beth Keating, Esq.
Gunster Law Firm
Attorneys for Florida Public Utilities Corp.
215 South Monroe St., Suite 601
Tallahassee, Florida 32301-1804
bkeating@gunster.com

Dianne M. Triplett, Esq.
Attorneys for Duke Energy Florida
299 First Avenue North
St. Petersburg, Florida 33701
dianne.triplett@duke-energy.com

James D. Beasley, Esq.
J. Jeffrey Wahlen, Esq.
Ashley M. Daniels, Esq.
Ausley & McMullen
Attorneys for Tampa Electric Company
P.O. Box 391
Tallahassee, Florida 32302
jbeasley@ausley.com
jwahlen@ausley.com
adaniels@ausley.com

Jeffrey A. Stone, Esq.
Russell A. Badders, Esq.
Steven R. Griffin, Esq.
Beggs & Lane
Attorneys for Gulf Power Company
P.O. Box 12950
Pensacola, Florida 32591-2950
jas@beggslane.com
rab@beggslane.com
srg@beggslane.com

Robert Scheffel Wright, Esq.
John T. LaVia, III, Esq.
Gardner, Bist, Wiener, et al
Attorneys for Florida Retail Federation
1300 Thomaswood Drive
Tallahassee, Florida 32308
schef@gbwlegal.com
jlavia@gbwlegal.com

James W. Brew, Esq.
Owen J. Kopon, Esq.
Laura A. Wynn, Esq.
Attorneys for PCS Phosphate - White Springs
Stone Mattheis Xenopoulos & Brew, PC
1025 Thomas Jefferson Street, NW
Eighth Floor, West Tower
Washington, DC 20007-5201
jbrew@smxblaw.com
ojk@smxblaw.com
laura.wynn@smxblaw.com

Robert L. McGee, Jr.
Gulf Power Company
One Energy Place
Pensacola, Florida 32520
rlmcgee@southernco.com

Matthew R. Bernier, Esq.
Duke Energy Florida
106 East College Avenue, Suite 800
Tallahassee, Florida 32301
matthew.bernier@duke-energy.com

Erik L. Sayler, Esq.
John J. Truitt, Esq.
J. R. Kelly, Esq.
Patricia Christensen, Esq.
Charles Rehwinkel, Esq.
Office of Public Counsel
c/o The Florida Legislature
111 West Madison Street, Room 812
Tallahassee, Florida 32399
kelly.jr@leg.state.fl.us
christensen.patty@leg.state.fl.us
rehwinkel.charles@leg.state.fl.us
sayler.erik@leg.state.fl.us
truitt.john@leg.state.fl.us

Mike Cassel, Director/Regulatory and
Governmental Affairs
Florida Public Utilities Company
911 South 8th Street
Fernandina Beach, Florida 32034
mcassel@fpuc.com

Paula K. Brown, Manager
Tampa Electric Company
Regulatory Coordinator
Post Office Box 111
Tampa, Florida 33601-0111
regdept@tecoenergy.com

Jon C. Moyle, Esq.
Moyle Law Firm, P.A.
Attorneys for Florida Industrial Power
Users Group
118 N. Gadsden St.
Tallahassee, Florida 32301
jmoyle@moylelaw.com



Maria J. Moncada

* The exhibits to this Request are not included with the service copies, but a copy of Third Revised Exhibits B, C and D are available upon request.

3000716

EXHIBIT A

CONFIDENTIAL

FILED UNDER SEPARATE COVER

EXHIBIT B

REDACTED COPIES

REDACTED VERSION OF CONFIDENTIAL DOCUMENTS

Fuel Audit Workpaper Number 9-1

[Pages 1 through 7]

Internal Audit

REDACTED VERSION OF CONFIDENTIAL DOCUMENTS

Fuel Audit Workpaper Number 9-2

[Pages 1 through 15]

External Audit

REDACTED VERSION OF CONFIDENTIAL DOCUMENTS

Fuel Audit Workpaper Number 12-3/1

[Page 1]

Fuel Adjustment

(1)	(2)	(3)	(4)	(5)	(6)	(7)	(8)	(9)	(10)	
ACCOUNT NO	RATE CODE	BILLING MONTH	FUEL REVENUES PER CIS II	TOTAL KWH PER CIS II	FUEL FACTOR PER ORDER FOR 1ST 1,000 KWH	FUEL FACTOR PER ORDER FOR ALL ADDITIONAL KWH	CALCULATED FUEL REVENUES FOR 1ST 1,000 KWH	CALCULATED FUEL REVENUES FOR ALL ADDITIONAL KWH	TOTAL CALCULATED FUEL REVENUES COL (8) + COL (9)	
A	RS-1									
		44	200709	\$0.00	0	$\frac{41-1}{1-2}$ \$0.05295	\$0.06295	0.00	\$0.00	\$0.00
		44	200709	\$119.11	2051	\$0.05295	\$0.06295	52.95	\$66.16	\$119.11
		44	200709	\$124.84	2142	\$0.05295	\$0.06295	52.95	\$71.89	\$124.84
		44	200709	\$77.44	1389	\$0.05295	\$0.06295	52.95	\$24.49	\$77.44
		44	200709	\$43.68	825	\$0.05295	\$0.06295	43.68	\$0.00	\$43.68
		44	200709	\$82.35	1467	\$0.05295	\$0.06295	52.95	\$29.40	\$82.35
		44	200709	\$139.82	2380	\$0.05295	\$0.06295	52.95	\$86.87	\$139.82
		44	200709	\$160.09	2702	\$0.05295	\$0.06295	52.95	\$107.14	\$160.09
		44	200709	\$22.77	430	\$0.05295	\$0.06295	22.77	\$0.00	\$22.77
		44	200709	\$104.76	1823	\$0.05295	\$0.06295	52.95	\$51.81	\$104.76
		44	200709	\$22.56	426	\$0.05295	\$0.06295	22.56	\$0.00	\$22.56
		44	200709	\$131.83	2253	\$0.05295	\$0.06295	52.95	\$78.88	\$131.83
		44	200709	\$57.10	1066	\$0.05295	\$0.06295	52.95	\$4.15	\$57.10
		44	200709	\$150.96	2557	\$0.05295	\$0.06295	52.95	\$98.01	\$150.96
		44	200709	\$94.37	1658	\$0.05295	\$0.06295	52.95	\$41.42	\$94.37
		44	200709	\$38.49	727	\$0.05295	\$0.06295	38.49	\$0.00	\$38.49
		44	200709	\$158.39	2675	\$0.05295	\$0.06295	52.95	\$105.44	\$158.39
		44	200709	\$104.25	1815	\$0.05295	\$0.06295	52.95	\$51.30	\$104.25
		44	200709	\$41.25	779	\$0.05295	\$0.06295	41.25	\$0.00	\$41.25
		44	200709	\$43.26	817	\$0.05295	\$0.06295	43.26	\$0.00	\$43.26
		44	200709	\$61.13	1130	\$0.05295	\$0.06295	52.95	\$8.18	\$61.13
		44	200709	\$38.87	734	\$0.05295	\$0.06295	38.87	\$0.00	\$38.87
		44	200709	\$195.59	3266	\$0.05295	\$0.06295	52.95	\$142.64	\$195.59
		44	200709	\$186.28	3118	\$0.05295	\$0.06295	52.95	\$133.33	\$186.28
		44	200709	\$20.44	386	\$0.05295	\$0.06295	20.44	\$0.00	\$20.44
		44	200709	\$37.12	701	\$0.05295	\$0.06295	37.12	\$0.00	\$37.12
		44	200709	\$24.52	463	\$0.05295	\$0.06295	24.52	\$0.00	\$24.52
		44	200709	\$208.31	3468	\$0.05295	\$0.06295	52.95	\$155.36	\$208.31
		44	200709	\$80.90	1444	\$0.05295	\$0.06295	52.95	\$27.95	\$80.90
		44	200709	\$147.50	2502	\$0.05295	\$0.06295	52.95	\$94.55	\$147.50
		44	200709	\$12.66	239	\$0.05295	\$0.06295	12.66	\$0.00	\$12.66
		44	200709	\$55.22	1036	\$0.05295	\$0.06295	52.95	\$2.27	\$55.22
		44	200709	\$45.75	864	\$0.05295	\$0.06295	45.75	\$0.00	\$45.75
		44	200709	\$65.48	1199	\$0.05295	\$0.06295	52.95	\$12.53	\$65.48
		44	200709	\$28.91	546	\$0.05295	\$0.06295	28.91	\$0.00	\$28.91
		44	200709	\$13.50	255	\$0.05295	\$0.06295	13.50	\$0.00	\$13.50

CONFIDENTIAL

FUEL CLAUSE AUDIT
REQUEST NO. 11 P-1



41-1 is recalculated by staff.

(1)	(2)	(3)	(4)	(5)	(6)	(7)	(8)	(9)	(10)
ACCOUNT NO	RATE CODE	BILLING MONTH	FUEL REVENUES PER CIS II	TOTAL KWH PER CIS II	FUEL FACTOR PER ORDER FOR 1ST 1,000 KWH	FUEL FACTOR PER ORDER FOR ALL ADDITIONAL KWH	CALCULATED FUEL REVENUES FOR 1ST 1,000 KWH	CALCULATED FUEL REVENUES FOR ALL ADDITIONAL KWH	TOTAL CALCULATED FUEL REVENUES COL (8) + COL (9)
A									
	44	200709	\$143.85	2444	\$0.05295	\$0.06295	52.95	\$90.90	\$143.85
	44	200709	\$89.02	1573	\$0.05295	\$0.06295	52.95	\$36.07	\$89.02
	44	200709	\$208.25	3467	\$0.05295	\$0.06295	52.95	\$155.30 X	\$208.25
	44	200709	\$0.00	0	\$0.05295	\$0.06295	0.00	\$0.00	\$0.00
	44	200709	\$90.59	1598	\$0.05295	\$0.06295	52.95	\$37.64	\$90.59
	44	200709	\$18.00	340	\$0.05295	\$0.06295	18.00	\$0.00	\$18.00
	44	200709	\$102.74	1791	\$0.05295	\$0.06295	52.95	\$49.79	\$102.74
	44	200709	\$55.91	1047	\$0.05295	\$0.06295	52.95	\$2.96	\$55.91
	44	200709	\$26.79	506	\$0.05295	\$0.06295	26.79	\$0.00	\$26.79
	44	200709	\$101.93	1778	\$0.05295	\$0.06295	52.95	\$48.98	\$101.93
	44	200709	\$238.40	3946	\$0.05295	\$0.06295	52.95	\$185.45 X	\$238.40
	44	200709	\$37.59	710	\$0.05295	\$0.06295	37.59	\$0.00	\$37.59
	44	200709	\$61.26	1132	\$0.05295	\$0.06295	52.95	\$8.31	\$61.26
	44	200709	\$78.44	1405	\$0.05295	\$0.06295	52.95	\$25.49	\$78.44
	44	200709	\$13.08	247	\$0.05295	\$0.06295	13.08	\$0.00	\$13.08
	44	200709	\$89.59	1582	\$0.05295	\$0.06295	52.95	\$36.64	\$89.59
	44	200709	\$135.41	2310	\$0.05295	\$0.06295	52.95	\$82.46	\$135.41
	44	200709	\$89.27	1577	\$0.05295	\$0.06295	52.95	\$36.32	\$89.27
	44	200709	\$66.92	1222	\$0.05295	\$0.06295	52.95	\$13.97	\$66.92
	44	200709	\$21.18	400	\$0.05295	\$0.06295	21.18	\$0.00	\$21.18
	44	200709	\$83.29	1482	\$0.05295	\$0.06295	52.95	\$30.34	\$83.29
	44	200709	\$69.38	1261	\$0.05295	\$0.06295	52.95	\$16.43	\$69.38
	44	200709	\$102.24	1783	\$0.05295	\$0.06295	52.95	\$49.29	\$102.24
	44	200709	\$62.01	1144	\$0.05295	\$0.06295	52.95	\$9.06	\$62.01
	44	200709	\$30.82	582	\$0.05295	\$0.06295	30.82	\$0.00	\$30.82
	44	200709	\$107.09	1860	\$0.05295	\$0.06295	52.95	\$54.14	\$107.09
	44	200709	\$134.47	2295	\$0.05295	\$0.06295	52.95	\$81.52	\$134.47
	44	200709	\$56.66	1059	\$0.05295	\$0.06295	52.95	\$3.71	\$56.66
	44	200709	\$82.28	1466	\$0.05295	\$0.06295	52.95	\$29.33	\$82.28
	44	200709	\$44.80	846	\$0.05295	\$0.06295	44.80	\$0.00	\$44.80
	44	200709	\$38.07	719	\$0.05295	\$0.06295	38.07	\$0.00	\$38.07
	44	200709	\$5.14	97	\$0.05295	\$0.06295	5.14	\$0.00	\$5.14
	44	200709	\$36.91	697	\$0.05295	\$0.06295	36.91	\$0.00	\$36.91
	44	200709	\$46.28	874	\$0.05295	\$0.06295	46.28	\$0.00	\$46.28
	44	200709	\$128.43	2199	\$0.05295	\$0.06295	52.95	\$75.48	\$128.43
	44	200709	\$123.58	2122	\$0.05295	\$0.06295	52.95	\$70.63	\$123.58

FUEL CLAUSE AUDIT
REQUEST NO. 11 P. 2

8.9
41-1

(1)	(2)	(3)	(4)	(5)	(6)	(7)	(8)	(9)	(10)
ACCOUNT NO	RATE CODE	BILLING MONTH	FUEL REVENUES PER CIS II	TOTAL KWH PER CIS II	FUEL FACTOR PER ORDER FOR 1ST 1,000 KWH	FUEL FACTOR PER ORDER FOR ALL ADDITIONAL KWH	CALCULATED FUEL REVENUES FOR 1ST 1,000 KWH	CALCULATED FUEL REVENUES FOR ALL ADDITIONAL KWH	TOTAL CALCULATED FUEL REVENUES COL (8) + COL (9)
A									
	44	200709	\$3.74	70	\$0.05295	\$0.06295	3.71	\$0.00	\$3.71 (1)
	44	200709	\$99.47	1739	\$0.05295	\$0.06295	52.95	\$46.52	\$99.47
	44	200709	\$80.27	1434	\$0.05295	\$0.06295	52.95	\$27.32	\$80.27
	44	200709	\$73.35	1324	\$0.05295	\$0.06295	52.95	\$20.40	\$73.35
	44	200709	\$130.25	2228	\$0.05295	\$0.06295	52.95	\$77.30	\$130.25
	44	200709	\$33.57	634	\$0.05295	\$0.06295	33.57	\$0.00	\$33.57
	44	200709	\$41.88	791	\$0.05295	\$0.06295	41.88	\$0.00	\$41.88
	44	200709	\$73.66	1329	\$0.05295	\$0.06295	52.95	\$20.71	\$73.66
	44	200709	\$86.38	1531	\$0.05295	\$0.06295	52.95	\$33.43	\$86.38
	44	200709	\$40.40	763	\$0.05295	\$0.06295	40.40	\$0.00	\$40.40
	44	200709	\$173.63	2917	\$0.05295	\$0.06295	52.95	\$120.68	\$173.63
	44	200709	\$26.90	508	\$0.05295	\$0.06295	26.90	\$0.00	\$26.90
	44	200709	\$37.54	709	\$0.05295	\$0.06295	37.54	\$0.00	\$37.54
	44	200709	\$86.50	1533	\$0.05295	\$0.06295	52.95	\$33.55	\$86.50
	44	200709	\$102.37	1785	\$0.05295	\$0.06295	52.95	\$49.42	\$102.37
	44	200709	\$327.22	5357	\$0.05295	\$0.06295	52.95	\$274.27x	\$327.22
	44	200709	\$103.88	1809	\$0.05295	\$0.06295	52.95	\$50.93	\$103.88
	44	200709	\$187.85	3143	\$0.05295	\$0.06295	52.95	\$134.90	\$187.85
	44	200709	\$17.47	330	\$0.05295	\$0.06295	17.47	\$0.00	\$17.47
	44	200709	\$91.35	1610	\$0.05295	\$0.06295	52.95	\$38.40	\$91.35
	44	200709	\$112.50	1946	\$0.05295	\$0.06295	52.95	\$59.55	\$112.50
	44	200709	\$77.31	1387	\$0.05295	\$0.06295	52.95	\$24.36	\$77.31
	44	200709	\$47.76	902	\$0.05295	\$0.06295	47.76	\$0.00	\$47.76
	44	200709	\$162.23	2736	\$0.05295	\$0.06295	52.95	\$109.28	\$162.23
	44	200709	\$25.52	482	\$0.05295	\$0.06295	25.52	\$0.00	\$25.52
	44	200709	\$40.29	761	\$0.05295	\$0.06295	40.29	\$0.00	\$40.29
	44	200709	\$92.73	1632	\$0.05295	\$0.06295	52.95	\$39.78	\$92.73
	44	200709	\$1.38	26	\$0.05295	\$0.06295	1.38	\$0.00	\$1.38

41-1
1-2
1

FUEL CLAUSE AUDIT
REQUEST NO. 11 P. 3

41-1
1-2

P. 3

(1)	(2)	(3)	(4)	(5)	(6)	(7)	(8)	(9)	(10)
ACCOUNT NO	RATE CODE	BILLING MONTH	FUEL REVENUES PER CIS II	TOTAL KWH PER CIS II	FUEL FACTOR PER ORDER FOR 1ST 1,000 KWH	FUEL FACTOR PER ORDER FOR ALL ADDITIONAL KWH	CALCULATED FUEL REVENUES FOR 1ST 1,000 KWH	CALCULATED FUEL REVENUES FOR ALL ADDITIONAL KWH	TOTAL CALCULATED FUEL REVENUES COL (8) + COL (9)

(1) EXPLANATION FOR DIFFERENCE:

Account No. 1 [REDACTED]
 Billing date: Sep-07
 kWh usage: 70
 No. of days service: 2

The September 2007 bill for Account No. 7872892422 was prorated. Please see below for calculation of fuel charge.

Account No. 2 [REDACTED]
 Billing date: Sep-07
 kWh usage: 70
 No. of days of billing: 2

fuel charge: \$0.05295 per kWh for 1st 1,000 kWh
 \$0.06295 per kWh for all additional kWh

Proration calculation:

Total kWh of 70 multiplied by 30 days = 2,100 kWh divided by 2 billing days = 1,050 kWh
 1000 kWh multiplied by \$.05295 = \$52.95
 50 kWh multiplied by \$0.06295 = \$3.15
 Total Fuel \$56.10

\$56.10 multiplied by 2 billing days = \$112.20
 \$112.20 divided by 30 days = \$3.74 41-1/1-2 P.3

SOURCE DR# 11


CONFIDENTIAL



FUEL CLAUSE AUDIT
 REQUEST NO. 11 P.4

1/2/11



(1)	(2)	(3)	(4)	(5)	(6)	(7)	(8)	(9)	(10)
ACCOUNT NO	RATE CODE	BILLING MONTH	ONPEAK FUEL REVENUES PER CIS II	OFFPEAK FUEL REVENUES PER CIS II	ONPEAK KWH PER CIS II	OFFPEAK KWH PER CIS II	TOTAL KWH PER CIS II	ONPEAK FACTOR	OFFPEAK FACTOR
								CALCULATED	
								COL (4) / COL (6)	COL (5) / COL (7)
A GSLDT-1 		64 200709	\$3,579	\$8,260	56,901	154,299	211,200	0.06290	\$0.05353
		64 200709	\$9,007	\$15,010	143,200	280,400	423,600	0.06290	\$0.05353
		64 200709	\$4,853	\$8,632	77,152	161,248	238,400	0.06290	\$0.05353
		64 200709	\$10,317 x	\$19,008 x	164,030	355,090	519,120	0.06290	\$0.05353
		64 200709	\$5,587	\$12,480	88,816	233,144	321,960	0.06290	\$0.05353
		64 200709	\$0	\$0	0	0	0	0.00000	\$0.00000
		64 200709	\$0	\$0	0	0	0	0.00000	\$0.00000
		64 200709	\$7,187	\$16,591	114,266	309,934	424,200	0.06290	\$0.05353
		64 200709	\$0	\$0	0	0	0	0.00000	\$0.00000
		64 200709	\$6,310	\$14,826	100,320	276,960	377,280	0.06290	\$0.05353
		64 200709	\$0	\$0	0	0	0	0.00000	\$0.00000
		64 200709	\$11,322	\$31,090	180,000	580,800	760,800	0.06290	\$0.05353
		64 200709	\$6,627	\$15,802	105,360	295,200	400,560	0.06290	\$0.05353
		64 200709	\$12,913 x	\$30,978 x	205,298	578,702	784,000	0.06290	\$0.05353
		64 200709	\$3,510	\$7,207	55,800	134,640	190,440	0.06290	\$0.05353
		64 200709	\$0	\$0	0	0	0	0.00000	\$0.00000
		64 200709	\$2,498	\$7,695	39,720	143,760	183,480	0.06290	\$0.05353
		64 200709	\$697	\$10,969	11,078	204,922	216,000	0.06290	\$0.05353
		64 200709	\$6,474	\$16,421	102,924	306,756	409,680	0.06290	\$0.05353
		64 200709	\$3,120	\$11,759	49,608	219,672	269,280	0.06290	\$0.05353
		64 200709	\$6,340	\$11,755	100,800	219,600	320,400	0.06290	\$0.05353
		64 200709	\$7,326	\$16,162	116,468	301,932	418,400	0.06290	\$0.05353
		64 200709	\$3,311	\$11,464	52,636	214,164	266,800	0.06290	\$0.05353
		64 200709	\$2,698	\$5,040	42,892	94,148	137,040	0.06290	\$0.05353
		64 200709	\$1,229	\$10,105	19,546	188,774	208,320	0.06290	\$0.05353
		64 200709	\$2,038	\$8,948	32,400	167,160	199,560	0.06290	\$0.05353
		64 200709	\$10,754	\$23,994	170,973	448,227	619,200	0.06290	\$0.05353
		64 200709	\$0	\$0	0	0	0	0.00000	\$0.00000
		64 200709	\$7,192	\$11,908	114,348	222,452	336,800	0.06290	\$0.05353
		64 200709	\$4,046	\$7,310	64,320	136,560	200,880	0.06290	\$0.05353
	64 200709	\$2,574	\$8,608	40,920	160,800	201,720	0.06290	\$0.05353	
	64 200709	\$7,187	\$16,790	114,268	313,652	427,920	0.06290	\$0.05353	
	64 200709	\$13,981 x	\$29,341 x	222,280	548,120	770,400	0.06290	\$0.05353	
	64 200709	\$8,091	\$23,433	128,640	437,760	566,400	0.06290	\$0.05353	
	64 200709	\$10,990	\$23,099	174,720	431,520	606,240	0.06290	\$0.05353	

41-1
1-1822

CONFIDENTIAL

FUEL CLAUSE AUDIT
REQUEST NO. 11 P.5

P.1
41-1~~x~~ Recalculated by Staff.

(1)	(2)	(3)	(4)	(5)	(6)	(7)	(8)	(9)	(10)
ACCOUNT NO _A	RATE CODE	BILLING MONTH	CALCULATED						
			ONPEAK FUEL REVENUES PER CIS II	OFFPEAK FUEL REVENUES PER CIS II	ONPEAK KWH PER CIS II	OFFPEAK KWH PER CIS II	TOTAL KWH PER CIS II	ONPEAK FACTOR	OFFPEAK FACTOR
[REDACTED]	64	200709	\$5,377	\$22,724	85,491	424,509	510,000	\$0.06290	\$0.05353
[REDACTED]	64	200709	\$5,752	\$14,813	91,440	276,720	368,160	\$0.06290	\$0.05353
[REDACTED]	64	200709	\$8,319	\$20,606	132,258	384,942	517,200	\$0.06290	\$0.05353
[REDACTED]	64	200709	\$5,766	\$8,621	91,668	161,052	252,720	\$0.06290	\$0.05353
[REDACTED]	64	200709	\$6,274	\$23,374	99,748	436,652	536,400	\$0.06290	\$0.05353
[REDACTED]	64	200709	\$1,394	\$3,695	22,169	69,031	91,200	\$0.06290	\$0.05353
[REDACTED]	64	200709	\$8,212	\$15,494	130,550	289,450	420,000	\$0.06290	\$0.05353
[REDACTED]	64	200709	\$2,632	\$9,939	41,848	185,672	227,520	\$0.06290	\$0.05353
[REDACTED]	64	200709	\$7,651	\$23,123	121,630	431,970	553,600	\$0.06290	\$0.05353
[REDACTED]	64	200709	\$0	\$0	0	0	0	\$0.00000	\$0.00000
[REDACTED]	64	200709	\$5,094	\$9,225	80,987	172,333	253,320	\$0.06290	\$0.05353
[REDACTED]	64	200709	\$9,070	\$21,273	144,192	397,408	541,600	\$0.06290	\$0.05353
[REDACTED]	64	200709	\$4,725	\$10,047	75,120	187,680	262,800	\$0.06290	\$0.05353
[REDACTED]	64	200709	\$10,530	\$24,056	167,406	449,394	616,800	\$0.06290	\$0.05353
[REDACTED]	64	200709	\$629	\$7,815	10,000	146,000	156,000	\$0.06290	\$0.05353
[REDACTED]	64	200709	\$3,869	\$8,064	61,512	150,648	212,160	\$0.06290	\$0.05353
[REDACTED]	64	200709	\$0	\$0	0	0	0	\$0.00000	\$0.00000
[REDACTED]	64	200709	\$16,548 ^x	\$35,379 ^x	263,079	660,921	924,000	\$0.06290	\$0.05353
[REDACTED]	64	200709	\$6,301	\$8,731	100,172	163,108	263,280	\$0.06290	\$0.05353
[REDACTED]	64	200709	\$3,573	\$12,719	56,800	237,600	294,400	\$0.06290	\$0.05353
[REDACTED]	64	200709	\$5,013	\$8,575	79,694	160,186	239,880	\$0.06290	\$0.05353
[REDACTED]	64	200709	\$1,484	\$1,756	23,600	32,800	56,400	\$0.06290	\$0.05353
[REDACTED]	64	200709	\$5,914	\$12,921	94,017	241,383	335,400	\$0.06290	\$0.05353
[REDACTED]	64	200709	\$5,781	\$12,167	91,904	227,296	319,200	\$0.06290	\$0.05353
[REDACTED]	64	200709	\$4,826	\$9,897	76,720	184,880	261,600	\$0.06290	\$0.05353
[REDACTED]	64	200709	\$8,016	\$16,252	127,440	303,600	431,040	\$0.06290	\$0.05353
[REDACTED]	64	200709	\$11,655	\$23,784	185,288	444,312	629,600	\$0.06290	\$0.05353
[REDACTED]	64	200709	\$4,454	\$9,082	70,809	169,671	240,480	\$0.06290	\$0.05353
[REDACTED]	64	200709	\$126	\$7,280	2,000	136,000	138,000	\$0.06290	\$0.05353
[REDACTED]	64	200709	\$8,900	\$13,795	141,497	257,703	399,200	\$0.06290	\$0.05353
[REDACTED]	64	200709	\$4,438	\$9,533	70,560	178,080	248,640	\$0.06290	\$0.05353
[REDACTED]	64	200709	\$14,651 ^x	\$31,640 ^x	232,922	591,078	824,000	\$0.06290	\$0.05353
[REDACTED]	64	200709	\$649	\$6,565	10,320	122,640	132,960	\$0.06290	\$0.05353
[REDACTED]	64	200709	\$13,070 ^x	\$31,602 ^x	207,792	590,368	798,160	\$0.06290	\$0.05353
[REDACTED]	64	200709	\$4,986	\$12,373	79,267	231,133	310,400	\$0.06290	\$0.05353
[REDACTED]	64	200709	\$0	\$0	0	0	0	\$0.00000	\$0.00000
[REDACTED]	64	200709	\$126	\$2,612	2,000	48,800	50,800	\$0.06290	\$0.05353

P.B.

4/1-1

FUEL CLAUSE AUDIT
REQUEST NO. 11 P. 6

(1)	(2)	(3)	(4)	(5)	(6)	(7)	(8)	(9)	(10)
ACCOUNT NO _A	RATE CODE	BILLING MONTH	ONPEAK FUEL	OFFPEAK FUEL	ONPEAK KWH	OFFPEAK KWH	TOTAL KWH	CALCULATED	
			REVENUES PER CIS II	REVENUES PER CIS II	PER CIS II	PER CIS II	PER CIS II	ONPEAK FACTOR	OFFPEAK FACTOR
	64	200709	\$6,901	\$9,651	109,706	180,294	290,000	\$0.06290	\$0.05353
	64	200709	\$867	\$7,684	13,778	143,542	157,320	\$0.06290	\$0.05353
	64	200709	\$8,177	\$23,425	130,000	437,600	567,600	\$0.06290	\$0.05353
	64	200709	\$5,666	\$20,080	90,082	375,118	465,200	\$0.06290	\$0.05353
	64	200709	\$7,151	\$17,082	113,694	319,106	432,800	\$0.06290	\$0.05353
	64	200709	\$6,994	\$14,175	111,200	264,800	376,000	\$0.06290	\$0.05353
	64	200709	\$17	\$14,387	270	268,770	269,040	\$0.06289	\$0.05353
	64	200709	\$2,492	\$5,722	39,619	106,901	146,520	\$0.06290	\$0.05353
	64	200709	\$1,789	\$6,507	28,440	121,560	150,000	\$0.06290	\$0.05353
	64	200709	\$45	\$1,850	720	34,560	35,280	\$0.06290	\$0.05353
	64	200709	\$0	\$2,030	0	37,920	37,920	\$0.06290	\$0.05353
	64	200709	\$351	\$9,183	5,580	171,540	177,120	\$0.00000	\$0.05353
	64	200709	\$11,096	\$24,243	176,400	452,880	629,280	\$0.06290	\$0.05353
	64	200709	\$0	\$0	0	0	0	\$0.06290	\$0.05353
	64	200709	\$100	\$7,237	1,597	135,203	136,800	\$0.00000	\$0.00000
	64	200709	\$2,289	\$6,647	36,391	124,169	160,560	\$0.06290	\$0.05353
	64	200709	\$6,099	\$11,755	96,960	219,600	316,560	\$0.06290	\$0.05353
	64	200709	\$12,655 ✓	\$28,500 ✓	201,190	532,410	733,600	\$0.06290	\$0.05353
	64	200709	\$4,513	\$6,223	71,752	116,248	188,000	\$0.06290	\$0.05353
	64	200709	\$25	\$6,081	400	113,600	114,000	\$0.06290	\$0.05353
	64	200709	\$2,155	\$6,886	34,260	128,640	162,900	\$0.06290	\$0.05353
	64	200709	\$6,567	\$15,712	104,401	293,519	397,920	\$0.06290	\$0.05353
	64	200709	\$3,421	\$10,719	54,393	200,247	254,640	\$0.06290	\$0.05353
	64	200709	\$6,919	\$14,051	109,995	262,485	372,480	\$0.06290	\$0.05353
	64	200709	\$2,270	\$7,678	36,090	143,430	179,520	\$0.06290	\$0.05353
	64	200709	\$3,120	\$11,156	49,600	208,400	258,000	\$0.06290	\$0.05353
	64	200709	\$7,942	\$13,111	126,264	244,936	371,200	\$0.06290	\$0.05353
	64	200709	\$6,688	\$14,774	106,320	276,000	382,320	\$0.06290	\$0.05353

FUEL CLAUSE AUDIT
REQUEST NO. 11 P-7

0.3
5/1/13


(1)	(2)	(3)	(4)	(5)	(6)	(7)	(8)	(9)	(10)	
ACCOUNT NO	RATE CODE	BILLING MONTH	CALCULATED							
			ONPEAK FUEL REVENUES PER CIS II	OFFPEAK FUEL REVENUES PER CIS II	ONPEAK KWH PER CIS II	OFFPEAK KWH PER CIS II	TOTAL KWH PER CIS II	ONPEAK FACTOR	OFFPEAK FACTOR	
							COL (4) / COL (6)	COL (5) / COL (7)		
	GSWT-2									
		65	200709	10,453	32,221	167,033	604,967	772,000	$\frac{41-1}{1-1}$ \$0.06258	\$0.05326
		65	200709	13,793	11,781	220,405	221,195	441,600	\$0.06258	\$0.05326
		65	200709	3,176	37,882	50,743	711,257	762,000	\$0.06258	\$0.05326
		65	200709	20,333x	62,990x	324,914	1,182,686	1,507,600	\$0.06258	\$0.05326
		65	200709	4,104	75,609	65,575	1,419,625	1,485,200	\$0.06258	\$0.05326
		65	200709	21,912x	49,690x	350,147	932,973	1,283,120	\$0.06258	\$0.05326
		65	200709	11,630	16,690	185,839	313,361	499,200	\$0.06258	\$0.05326
		65	200709	22,301x	52,623x	356,357	988,043	1,344,400	\$0.06258	\$0.05326
		65	200709	17,997	29,124	287,582	546,818	834,400	\$0.06258	\$0.05326
		65	200709	0	0	0	0	0	\$0.00000	\$0.00000
		65	200709	6,259	21,431	100,019	402,381	502,400	\$0.06258	\$0.05326
		65	200709	17,937	56,805	286,632	1,066,568	1,353,200	\$0.06258	\$0.05326
		65	200709	16,616	29,723	265,522	558,078	823,600	\$0.06258	\$0.05326
		65	200709	0	0	0	0	0	\$0.00000	\$0.00000
		65	200709	1,076	33,635	17,201	631,519	648,720	\$0.06258	\$0.05326
		65	200709	11,738	33,981	187,572	638,028	825,600	\$0.06258	\$0.05326
		65	200709	15,550	38,364	248,479	720,321	968,800	\$0.06258	\$0.05326
		65	200709	0	0	0	0	0	\$0.00000	\$0.00000
		65	200709	19,060	46,221	304,564	867,836	1,172,400	\$0.06258	\$0.05326
		65	200709	0	0	0	0	0	\$0.00000	\$0.00000
		65	200709	29,863x	78,521x	477,202	1,474,298	1,951,500	\$0.06258	\$0.05326
		65	200709	37,162x	85,662x	593,827	1,608,373	2,202,200	\$0.06258	\$0.05326
		65	200709	0	0	0	0	0	\$0.00000	\$0.00000
		65	200709	15,651	31,993	250,099	600,701	850,800	\$0.06258	\$0.05326
		65	200709	17,908	37,491	286,154	703,926	990,080	\$0.06258	\$0.05326
		65	200709	6,095	28,580	97,389	536,611	634,000	\$0.06258	\$0.05326
		65	200709	21,796	48,664	348,295	913,705	1,262,000	\$0.06258	\$0.05326
		65	200709	4,050	6,992	64,714	131,286	196,000	\$0.06258	\$0.05326
		65	200709	0	0	0	0	0	\$0.00000	\$0.00000
		65	200709	15,315	35,262	244,734	662,066	906,800	\$0.06258	\$0.05326
		65	200709	0	0	0	0	0	\$0.00000	\$0.00000
		65	200709	18,406	31,438	294,120	590,280	884,400	\$0.06258	\$0.05326
		65	200709	6,048	13,004	96,642	244,158	340,800	\$0.06258	\$0.05326
		65	200709	14,178	85,693	226,556	1,608,964	1,835,520	\$0.06258	\$0.05326



CONFIDENTIAL

FUEL CLAUSE AUDIT
REQUEST NO. 1197

P-1 41-1 Recalculated by staff.

(1)	(2)	(3)	(4)	(5)	(6)	(7)	(8)	(9)	(10)
ACCOUNT NO	RATE CODE	BILLING MONTH	ONPEAK FUEL REVENUES PER CIS II	OFFPEAK FUEL REVENUES PER CIS II	ONPEAK KWH PER CIS II	OFFPEAK KWH PER CIS II	TOTAL KWH PER CIS II	CALCULATED	
								ONPEAK FACTOR	OFFPEAK FACTOR
								COL (4) / COL (6)	COL (5) / COL (7)
A									
	65	200709	843	34,849	13,476	654,324	667,800	\$0.06258	\$0.05326
	65	200709	12,788	25,099	204,346	471,254	675,600	\$0.06258	\$0.05326
	65	200709	0	0	0	0	0	\$0.00000	\$0.00000

Handwritten: 44-1
1-4

Handwritten: P.2

FUEL CLAUSE AUDIT
REQUEST NO. 11 P.9



(1)	(2)	(3)	(4)	(5)	(6)	(7)	(8)	(9)	(10)
ACCOUNT NO	RATE CODE	BILLING MONTH	ONPEAK FUEL REVENUES PER CIS II	OFFPEAK FUEL REVENUES PER CIS II	ONPEAK KWH PER CIS II	OFFPEAK KWH PER CIS II	TOTAL KWH PER CIS II	ONPEAK FACTOR	OFFPEAK FACTOR
								COL (4) / COL (6)	COL (5) / COL (7)
A #LFT (500 - 1999 KW)								$\frac{41-1}{1-1}$	
[REDACTED]	164	200709	9,424	16,540	149,818	308,982	458,800	\$0.06290	\$0.05353
[REDACTED]	164	200709	1,681	3,722	26,717	69,523	96,240	\$0.06290	\$0.05353
[REDACTED]	164	200709	11,019	25,246	175,175	471,625	646,800	\$0.06290	\$0.05353
[REDACTED]	164	200709	10,302	20,511	163,784	383,176	546,960	\$0.06290	\$0.05353
[REDACTED]	164	200709	7,171	14,796	114,000	276,400	390,400	\$0.06290	\$0.05353
[REDACTED]	164	200709	6,084	10,535	96,720	196,800	293,520	\$0.06290	\$0.05353
[REDACTED]	164	200709	6,552	11,781	104,160	220,080	324,240	\$0.06290	\$0.05353
[REDACTED]	164	200709	6,371	14,620	101,280	273,120	374,400	\$0.06290	\$0.05353
[REDACTED]	164	200709	6,174	10,143	98,160	189,480	287,640	\$0.06290	\$0.05353
[REDACTED]	164	200709	6,378	12,391	101,400	231,480	332,880	\$0.06290	\$0.05353
[REDACTED]	164	200709	4,619	10,573	73,440	197,520	270,960	\$0.06290	\$0.05353
[REDACTED]	164	200709	6,627	14,337	105,360	267,840	373,200	\$0.06290	\$0.05353
[REDACTED]	164	200709	0	0	0	0	0	\$0.00000	\$0.00000
[REDACTED]	164	200709	5,727	11,442	91,052	213,748	304,800	\$0.06290	\$0.05353
[REDACTED]	164	200709	4,891	5,576	77,760	104,160	181,920	\$0.06290	\$0.05353
[REDACTED]	164	200709	8,369	16,350	133,049	305,431	438,480	\$0.06290	\$0.05353
[REDACTED]	164	200709	13,033 x	28,649 x	207,200	535,200	742,400	\$0.06290	\$0.05353
[REDACTED]	164	200709	4,378	9,764	69,600	182,400	252,000	\$0.06290	\$0.05353
[REDACTED]	164	200709	5,633	10,901	89,551	203,649	293,200	\$0.06290	\$0.05353
[REDACTED]	164	200709	7,254	16,617	115,332	310,428	425,760	\$0.06290	\$0.05353
[REDACTED]	164	200709	7,151	15,170	113,691	283,389	397,080	\$0.06290	\$0.05353
[REDACTED]	164	200709	5,428	10,005	86,296	186,904	273,200	\$0.06290	\$0.05353
[REDACTED]	164	200709	7,795	15,499	123,927	289,533	413,460	\$0.06290	\$0.05353
[REDACTED]	164	200709	5,510	12,571	87,600	234,840	322,440	\$0.06290	\$0.05353
[REDACTED]	164	200709	6,061	13,638	96,353	254,767	351,120	\$0.06290	\$0.05353
[REDACTED]	164	200709	17,920 x	39,607 x	284,893	739,907	1,024,800	\$0.06290	\$0.05353
[REDACTED]	164	200709	4,696	9,300	74,665	173,735	248,400	\$0.06290	\$0.05353
[REDACTED]	164	200709	8,908	20,336	141,621	379,899	521,520	\$0.06290	\$0.05353
[REDACTED]	164	200709	5,349	11,366	85,035	212,325	297,360	\$0.06290	\$0.05353
[REDACTED]	164	200709	17,702 x	40,499 x	281,438	756,562	1,038,000	\$0.06290	\$0.05353
[REDACTED]	164	200709	5,035	10,747	80,041	200,759	280,800	\$0.06290	\$0.05353
[REDACTED]	164	200709	11,694	22,980	185,913	429,287	615,200	\$0.06290	\$0.05353
[REDACTED]	164	200709	6,848	15,460	108,864	288,816	397,680	\$0.06290	\$0.05353
[REDACTED]	164	200709	10,470	22,565	166,459	421,541	588,000	\$0.06290	\$0.05353
[REDACTED]	164	200709	0	0	0	0	0	\$0.00000	\$0.00000

CONFIDENTIAL

FUEL CLAUSE AUDIT REQUEST NO. II P. 10

9, 10, 11 Recalculated by Staff.

(1)	(2)	(3)	(4)	(5)	(6)	(7)	(8)	(9)	(10)
ACCOUNT NO	RATE CODE	BILLING MONTH	ONPEAK FUEL REVENUES PER CIS II	OFFPEAK FUEL REVENUES PER CIS II	ONPEAK KWH PER CIS II	OFFPEAK KWH PER CIS II	TOTAL KWH PER CIS II	CALCULATED	
								ONPEAK FACTOR	OFFPEAK FACTOR
								COL (4) / COL (6)	COL (5) / COL (7)
A									
	164	200709	7,358	14,409	116,983	269,177	386,160	\$0.06290	\$0.05353
	164	200709	4,557	9,881	72,452	184,588	257,040	\$0.06290	\$0.05353
	164	200709	9,103	18,950	144,720	354,000	498,720	\$0.06290	\$0.05353
	164	200709	5,648	11,021	89,794	205,886	295,680	\$0.06290	\$0.05353
	164	200709	4,031	8,441	64,080	157,680	221,760	\$0.06290	\$0.05353
	164	200709	9,385	21,455	149,200	400,800	550,000	\$0.06290	\$0.05353
	164	200709	0	0	0	0	0	\$0.00000	\$0.00000
	164	200709	19,330 ^x	42,518 ^x	307,313	794,287	1,101,600	\$0.06290	\$0.05353
	164	200709	0	0	0	0	0	\$0.00000	\$0.00000
	164	200709	4,959	11,119	78,836	207,724	286,560	\$0.06290	\$0.05353
	164	200709	11,477	25,074	182,464	468,416	650,880	\$0.06290	\$0.05353
	164	200709	4,843	9,475	76,992	177,008	254,000	\$0.06290	\$0.05353
	164	200709	5,599	11,551	89,021	215,779	304,800	\$0.06290	\$0.05353
	164	200709	1,147	2,480	18,240	46,320	64,560	\$0.06290	\$0.05353
	164	200709	11,146	22,483	177,200	420,000	597,200	\$0.06290	\$0.05353
	164	200709	10,582	24,294	168,240	453,840	622,080	\$0.06290	\$0.05353
	164	200709	4,706	9,913	74,813	185,187	260,000	\$0.06290	\$0.05353
	164	200709	4,499	10,008	71,520	186,960	258,480	\$0.06290	\$0.05353
	164	200709	3,900	7,280	62,000	136,000	198,000	\$0.06290	\$0.05353
	164	200709	6,547	12,685	104,079	236,961	341,040	\$0.06290	\$0.05353
	164	200709	5,493	11,641	87,330	217,470	304,800	\$0.06290	\$0.05353
	164	200709	9,480	20,239	150,710	378,090	528,800	\$0.06290	\$0.05353
	164	200709	5,027	11,652	79,920	217,680	297,600	\$0.06290	\$0.05353
	164	200709	12,635	21,917	200,880	409,440	610,320	\$0.06290	\$0.05353
	164	200709	7,783	15,987	123,739	298,661	422,400	\$0.06290	\$0.05353
	164	200709	8,856	20,277	140,800	378,800	519,600	\$0.06290	\$0.05353
	164	200709	11,101	22,568	176,490	421,590	598,080	\$0.06290	\$0.05353
	164	200709	8,206	18,274	130,467	341,373	471,840	\$0.06290	\$0.05353
	164	200709	5,471	10,196	86,972	190,468	277,440	\$0.06290	\$0.05353
	164	200709	6,255	11,978	99,444	223,756	323,200	\$0.06290	\$0.05353
	164	200709	5,495	17,594	87,360	328,680	416,040	\$0.06290	\$0.05353
	164	200709	9,480	19,284	150,720	360,240	510,960	\$0.06290	\$0.05353
	164	200709	4,770	9,212	75,837	172,083	247,920	\$0.06290	\$0.05353
	164	200709	3,950	9,079	62,800	169,600	232,400	\$0.06290	\$0.05353
	164	200709	9,155	19,873	145,547	371,253	516,800	\$0.06290	\$0.05353

FUEL CLAUSE AUDIT
REQUEST NO. 11-211

9-2

[Handwritten signature]

(1)	(2)	(3)	(4)	(5)	(6)	(7)	(8)	(9)	(10)
ACCOUNT NO	RATE CODE	BILLING MONTH	ONPEAK FUEL REVENUES PER CIS II	OFFPEAK FUEL REVENUES PER CIS II	ONPEAK KWH PER CIS II	OFFPEAK KWH PER CIS II	TOTAL KWH PER CIS II	CALCULATED	
								ONPEAK FACTOR	OFFPEAK FACTOR
								COL (4) / COL (6)	COL (5) / COL (7)
A									
	164	200709	6,521	12,122	103,673	226,447	330,120	\$0.06290	\$0.05353
	164	200709	6,308	13,273	100,283	247,957	348,240	\$0.06290	\$0.05353
	164	200709	9,218	20,912	146,548	390,652	537,200	\$0.06290	\$0.05353
	164	200709	8,981	20,129	142,777	376,023	518,800	\$0.06290	\$0.05353
	164	200709	9,819	17,253	156,103	322,297	478,400	\$0.06290	\$0.05353
	164	200709	13,934 ✕	28,888 ✕	221,534	539,666	761,200	\$0.06290	\$0.05353
	164	200709	5,620	12,767	89,344	238,496	327,840	\$0.06290	\$0.05353
	164	200709	6,889	15,412	109,521	287,919	397,440	\$0.06290	\$0.05353
	164	200709	1,557	2,991	24,761	55,879	80,640	\$0.06290	\$0.05353
	164	200709	5,139	11,120	81,698	207,742	289,440	\$0.06290	\$0.05353
	164	200709	10,578	24,915	168,168	465,432	633,600	\$0.06290	\$0.05353
	164	200709	4,668	8,721	74,210	162,910	237,120	\$0.06290	\$0.05353
	164	200709	7,005	12,141	111,360	226,800	338,160	\$0.06290	\$0.05353
	164	200709	10,745	14,151	170,819	264,361	435,180	\$0.06290	\$0.05353
	164	200709	5,284	10,792	84,000	201,600	285,600	\$0.06290	\$0.05353
	164	200709	19,252 ✕	44,216 ✕	306,067	826,013	1,132,080	\$0.06290	\$0.05353
	164	200709	4,570	9,643	72,649	180,151	252,800	\$0.06290	\$0.05353
	164	200709	7,186	13,644	114,242	254,878	369,120	\$0.06290	\$0.05353
	164	200709	4,801	11,216	76,320	209,520	285,840	\$0.06290	\$0.05353
	164	200709	3,321	6,269	52,800	117,120	169,920	\$0.06290	\$0.05353
	164	200709	7,431	11,855	118,137	221,463	339,600	\$0.06290	\$0.05353
	164	200709	7,875	18,072	125,200	337,600	462,800	\$0.06290	\$0.05353
	164	200709	11,787	25,970	187,385	485,151	672,536	\$0.06290	\$0.05353
	164	200709	4,636	9,694	73,711	181,089	254,800	\$0.06290	\$0.05353
	164	200709	5,831	10,390	92,697	194,103	286,800	\$0.06290	\$0.05353
	164	200709	6,959	9,533	110,640	178,080	288,720	\$0.06290	\$0.05353
	164	200709	7,198	13,440	114,437	251,083	365,520	\$0.06290	\$0.05353
	164	200709	5,511	12,538	87,618	234,222	321,840	\$0.06290	\$0.05353
	164	200709	0	0	0	0	0	\$0.00000	\$0.00000
	164	200709	6,177	14,188	98,201	265,039	363,240	\$0.06290	\$0.05353

FUEL CLAUSE AUDIT REQUEST NO. 11 P. 13

8.3
 5/1/11

(1)	(2)	(3)	(4)	(5)	(6)	(7)
ACCOUNT NO A	RATE CODE	BILLING MONTH	FUEL REVENUES PER CIS II	TOTAL KWH PER CIS II	FUEL FACTOR PER ORDER	CALCULATED FUEL REVENUES COL (5) + COL (6)
[REDACTED]	168	200709	\$27.79	492	\$0.05649	\$27.79
[REDACTED]	168	200709	\$22.54	399	\$0.05649	\$22.54
[REDACTED]	168	200709	\$9.55	169	\$0.05649	\$9.55
[REDACTED]	168	200709	\$29.60	524	\$0.05649	\$29.60
[REDACTED]	168	200709	\$12.82	227	\$0.05649	\$12.82
[REDACTED]	168	200709	\$22.20	393	\$0.05649	\$22.20
[REDACTED]	168	200709	\$32.65	578	\$0.05649	\$32.65
[REDACTED]	168	200709	\$5.48	97	\$0.05649	\$5.48
[REDACTED]	168	200709	\$24.06	426	\$0.05649	\$24.06
[REDACTED]	168	200709	\$19.38	343	\$0.05649	\$19.38
[REDACTED]	168	200709	\$10.00	177	\$0.05649	\$10.00
[REDACTED]	168	200709	\$13.11	232	\$0.05649	\$13.11
[REDACTED]	168	200709	\$19.88	352	\$0.05649	\$19.88
[REDACTED]	168	200709	\$16.61	294	\$0.05649	\$16.61
[REDACTED]	168	200709	\$192.86 ^x	3414	\$0.05649	\$192.86 ^x
[REDACTED]	168	200709	\$25.36	449	\$0.05649	\$25.36
[REDACTED]	168	200709	\$43.72	774	\$0.05649	\$43.72
[REDACTED]	168	200709	\$24.35	431	\$0.05649	\$24.35
[REDACTED]	168	200709	\$28.08	497	\$0.05649	\$28.08
[REDACTED]	168	200709	\$22.77	403	\$0.05649	\$22.77
[REDACTED]	168	200709	\$21.64	383	\$0.05649	\$21.64
[REDACTED]	168	200709	\$137.21 ^x	2429	\$0.05649	\$137.21 ^x
[REDACTED]	168	200709	\$17.12	303	\$0.05649	\$17.12
[REDACTED]	168	200709	\$12.03	213	\$0.05649	\$12.03
[REDACTED]	168	200709	\$22.03	390	\$0.05649	\$22.03
[REDACTED]	168	200709	\$24.80	439	\$0.05649	\$24.80
[REDACTED]	168	200709	\$34.85	617	\$0.05649	\$34.85
[REDACTED]	168	200709	\$22.37	396	\$0.05649	\$22.37
[REDACTED]	168	200709	\$30.56	541	\$0.05649	\$30.56
[REDACTED]	168	200709	\$153.03 ^x	2709	\$0.05649	\$153.03 ^x
[REDACTED]	168	200709	\$10.39	184	\$0.05649	\$10.39
[REDACTED]	168	200709	\$28.41	503	\$0.05649	\$28.41
[REDACTED]	168	200709	\$24.12	427	\$0.05649	\$24.12
[REDACTED]	168	200709	\$27.62	489	\$0.05649	\$27.62
[REDACTED]	168	200709	\$21.75	385	\$0.05649	\$21.75
[REDACTED]	168	200709	\$16.44	291	\$0.05649	\$16.44
[REDACTED]	168	200709	\$24.18	428	\$0.05649	\$24.18

GSCU-1

CONFIDENTIAL

x Recalculated by Staff.

SOURCE DR#11

FUEL CLAUSE AUDIT
REQUEST NO. 11 P.13



P.1

4/1-1

(1)	(2)	(3)	(4)	(5)	(6)	(7)
ACCOUNT NO A	RATE CODE	BILLING MONTH	FUEL REVENUES PER CIS II	TOTAL KWH PER CIS II	FUEL FACTOR PER ORDER	CALCULATED FUEL REVENUES COL (5) + COL (6)
[REDACTED]	168	200709	\$88.07	1559	\$0.05649	\$88.07
[REDACTED]	168	200709	\$25.65	454	\$0.05649	\$25.65
[REDACTED]	168	200709	\$31.86	564	\$0.05649	\$31.86
[REDACTED]	168	200709	\$16.78	297	\$0.05649	\$16.78
[REDACTED]	168	200709	\$34.23	606	\$0.05649	\$34.23
[REDACTED]	168	200709	\$25.42	450	\$0.05649	\$25.42
[REDACTED]	168	200709	\$27.28	483	\$0.05649	\$27.28
[REDACTED]	168	200709	\$22.03	390	\$0.05649	\$22.03
[REDACTED]	168	200709	\$27.06	479	\$0.05649	\$27.06
[REDACTED]	168	200709	\$11.19	198	\$0.05649	\$11.19
[REDACTED]	168	200709	\$30.56	541	\$0.05649	\$30.56
[REDACTED]	168	200709	\$27.74	491	\$0.05649	\$27.74
[REDACTED]	168	200709	\$26.66	472	\$0.05649	\$26.66
[REDACTED]	168	200709	\$19.15	339	\$0.05649	\$19.15
[REDACTED]	168	200709	\$88.75	1571	\$0.05649	\$88.75
[REDACTED]	168	200709	\$17.51	310	\$0.05649	\$17.51
[REDACTED]	168	200709	\$35.70	632	\$0.05649	\$35.70
[REDACTED]	168	200709	\$17.34	307	\$0.05649	\$17.34
[REDACTED]	168	200709	\$25.03	443	\$0.05649	\$25.03
[REDACTED]	168	200709	\$22.14	392	\$0.05649	\$22.14
[REDACTED]	168	200709	\$31.35	555	\$0.05649	\$31.35
[REDACTED]	168	200709	\$16.83	298	\$0.05649	\$16.83
[REDACTED]	168	200709	\$22.93	406	\$0.05649	\$22.93
[REDACTED]	168	200709	\$25.36	449	\$0.05649	\$25.36
[REDACTED]	168	200709	\$19.49	345	\$0.05649	\$19.49
[REDACTED]	168	200709	\$109.03	1930	\$0.05649	\$109.03 ✓
[REDACTED]	168	200709	\$18.19	322	\$0.05649	\$18.19
[REDACTED]	168	200709	\$39.77	704	\$0.05649	\$39.77
[REDACTED]	168	200709	\$28.81	510	\$0.05649	\$28.81
[REDACTED]	168	200709	\$106.43	1884	\$0.05649	\$106.43 ✓
[REDACTED]	168	200709	\$19.43	344	\$0.05649	\$19.43
[REDACTED]	168	200709	\$51.58	913	\$0.05649	\$51.58
[REDACTED]	168	200709	\$26.04	461	\$0.05649	\$26.04
[REDACTED]	168	200709	\$24.35	431	\$0.05649	\$24.35
[REDACTED]	168	200709	\$20.00	354	\$0.05649	\$20.00
[REDACTED]	168	200709	\$29.37	520	\$0.05649	\$29.37
[REDACTED]	168	200709	\$13.90	246	\$0.05649	\$13.90

120
41-1

FUEL CLAUSE AUDIT
REQUEST NO. 11 P.14

(1)	(2)	(3)	(4)	(5)	(6)	(7)
ACCOUNT NO A	RATE CODE	BILLING MONTH	FUEL REVENUES PER CIS II	TOTAL KWH PER CIS II	FUEL FACTOR PER ORDER	CALCULATED FUEL REVENUES COL (5) + COL (6)
[REDACTED]	168	200709	\$88.69	1570	\$0.05649	\$88.69
[REDACTED]	168	200709	\$19.55	346	\$0.05649	\$19.55
[REDACTED]	168	200709	\$100.33	1776	\$0.05649	\$100.33
[REDACTED]	168	200709	\$4.58	81	\$0.05649	\$4.58
[REDACTED]	168	200709	\$36.94	654	\$0.05649	\$36.94
[REDACTED]	168	200709	\$28.98	513	\$0.05649	\$28.98
[REDACTED]	168	200709	\$25.42	450	\$0.05649	\$25.42
[REDACTED]	168	200709	\$18.19	322	\$0.05649	\$18.19
[REDACTED]	168	200709	\$34.80	616	\$0.05649	\$34.80
[REDACTED]	168	200709	\$31.63	560	\$0.05649	\$31.63
[REDACTED]	168	200709	\$74.45	1318	\$0.05649	\$74.45
[REDACTED]	168	200709	\$21.35	378	\$0.05649	\$21.35
[REDACTED]	168	200709	\$17.68	313	\$0.05649	\$17.68
[REDACTED]	168	200709	\$24.01	425	\$0.05649	\$24.01
[REDACTED]	168	200709	\$17.12	303	\$0.05649	\$17.12
[REDACTED]	168	200709	\$28.13	498	\$0.05649	\$28.13
[REDACTED]	168	200709	\$14.46	256	\$0.05649	\$14.46
[REDACTED]	168	200709	\$23.27	412	\$0.05649	\$23.27
[REDACTED]	168	200709	\$19.66	348	\$0.05649	\$19.66
[REDACTED]	168	200709	\$27.96	495	\$0.05649	\$27.96
[REDACTED]	168	200709	\$19.38	343	\$0.05649	\$19.38
[REDACTED]	168	200709	\$9.89	175	\$0.05649	\$9.89
[REDACTED]	168	200709	\$14.63	259	\$0.05649	\$14.63
[REDACTED]	168	200709	\$58.52	1036	\$0.05649	\$58.52
[REDACTED]	168	200709	\$31.01	549	\$0.05649	\$31.01

P.3

5/1/19

FUEL CLAUSE ADDIT
REQUEST NO. 11 P.15

(1)	(2)	(3)	(4)	(5)	(6)	(7)	(8)	(9)	(10)
ACCOUNT NO	RATE CODE	BILLING MONTH	ONPEAK FUEL REVENUES PER CIS II	OFFPEAK FUEL REVENUES PER CIS II	ONPEAK KWH PER CIS II	OFFPEAK KWH PER CIS II	TOTAL KWH PER CIS II	ONPEAK FACTOR	OFFPEAK FACTOR
A								COL (4) / COL (6)	COL (5) / COL (7)
			<i>HLFT (21-499 KW)</i>						
	170	200709	2,227	4,690	35,372	87,508	122,880	$\frac{41-1}{1-7}$ \$0.06297	\$0.05359
	170	200709	831	1,961	13,200	36,600	49,800	\$0.06297	\$0.05359
	170	200709	2,274	5,067	36,120	94,560	130,680	\$0.06297	\$0.05359
	170	200709	1,246	2,837	19,783	52,937	72,720	\$0.06297	\$0.05359
	170	200709	4,292	9,775	68,160	182,400	250,560	\$0.06297	\$0.05359
	170	200709	1,384	3,221	21,976	60,104	82,080	\$0.06297	\$0.05359
	170	200709	291	526	4,628	9,811	14,439	\$0.06297	\$0.05359
	170	200709	1,723	3,756	27,360	70,080	97,440	\$0.06297	\$0.05359
	170	200709	1,897	4,604	30,120	85,920	116,040	\$0.06297	\$0.05359
	170	200709	0	1,712	2	31,948	31,950	\$0.06500	\$0.05359
	170	200709	650	1,453	10,320	27,120	37,440	\$0.06297	\$0.05359
	170	200709	477	1,137	7,569	21,211	28,780	\$0.06297	\$0.05359
	170	200709	3,929	8,334	62,400	155,520	217,920	\$0.06297	\$0.05359
	170	200709	4,725	9,020	75,041	168,319	243,360	\$0.06297	\$0.05359
	170	200709	2,630	5,878	41,760	109,680	151,440	\$0.06297	\$0.05359
	170	200709	76	270	1,200	5,040	6,240	\$0.06297	\$0.05359
	170	200709	4,710	10,568	74,800	197,200	272,000	\$0.06297	\$0.05359
	170	200709	3,110	7,174	49,381	133,859	183,240	\$0.06297	\$0.05359
	170	200709	3,383	7,783	53,722	145,238	198,960	\$0.06297	\$0.05359
	170	200709	1,753	3,447	27,840	64,320	92,160	\$0.06297	\$0.05359
	170	200709	5,088 <i>x</i>	11,554 <i>x</i>	80,800	215,600	296,400	\$0.06297	\$0.05359
	170	200709	4,965	9,370	78,843	174,837	253,680	\$0.06297	\$0.05359
	170	200709	455	1,057	7,218	19,721	26,939	\$0.06297	\$0.05359
	170	200709	4,847	9,148	76,981	170,699	247,680	\$0.06297	\$0.05359
	170	200709	2,292	5,338	36,400	99,600	136,000	\$0.06297	\$0.05359
	170	200709	4,700	9,891	74,640	184,560	259,200	\$0.06297	\$0.05359
	170	200709	4,077	9,912	64,752	184,968	249,720	\$0.06297	\$0.05359
	170	200709	456	1,181	7,237	22,046	29,283	\$0.06297	\$0.05359
	170	200709	5,150 <i>x</i>	11,030 <i>x</i>	81,786	205,814	287,600	\$0.06297	\$0.05359
	170	200709	1,020	2,447	16,200	45,660	61,860	\$0.06297	\$0.05359
	170	200709	397	852	6,300	15,902	22,202	\$0.06297	\$0.05359
	170	200709	3,672	6,817	58,320	127,200	185,520	\$0.06297	\$0.05359
	170	200709	500	1,200	7,937	22,399	30,336	\$0.06297	\$0.05359
	170	200709	4,414	9,169	70,100	171,100	241,200	\$0.06297	\$0.05359
	170	200709	4,489	8,707	71,280	162,480	233,760	\$0.06297	\$0.05359

PBC

CALCULATED

CONFIDENTIAL

FUEL CLAUSE AUDIT REQUEST NO. II P/16

(1)	(2)	(3)	(4)	(5)	(6)	(7)	(8)	(9)	(10)
ACCOUNT NO	RATE CODE	BILLING MONTH	ONPEAK FUEL REVENUES PER CIS II	OFFPEAK FUEL REVENUES PER CIS II	ONPEAK KWH PER CIS II	OFFPEAK KWH PER CIS II	TOTAL KWH PER CIS II	CALCULATED	
								ONPEAK FACTOR	OFFPEAK FACTOR
								COL (4) / COL (6)	COL (5) / COL (7)
A									
	170	200709	5,078 ^x	10,270 ^x	80,640	191,640	272,280	\$0.06297	\$0.05359
	170	200709	0	0	0	0	0	\$0.00000	\$0.00000
	170	200709	5,138 ^x	9,582 ^x	81,600	178,800	260,400	\$0.06297	\$0.05359
	170	200709	4,564	8,900	72,480	166,080	238,560	\$0.06297	\$0.05359
	170	200709	1,723	3,858	27,360	72,000	99,360	\$0.06297	\$0.05359
	170	200709	209	502	3,320	9,365	12,685	\$0.06297	\$0.05359
	170	200709	4,218	8,972	66,978	167,422	234,400	\$0.06297	\$0.05359
	170	200709	4,720	9,205	74,955	171,765	246,720	\$0.06297	\$0.05359
	170	200709	3,808	8,411	60,480	156,960	217,440	\$0.06297	\$0.05359
	170	200709	322	679	5,121	12,673	17,794	\$0.06297	\$0.05359
	170	200709	396	942	6,289	17,580	23,869	\$0.06297	\$0.05359
	170	200709	2,045	4,261	32,480	79,520	112,000	\$0.06297	\$0.05359
	170	200709	5,637 ^x	12,321 ^x	89,520	229,920	319,440	\$0.06297	\$0.05359
	170	200709	3,159	7,434	50,160	138,720	188,880	\$0.06297	\$0.05359
	170	200709	1,902	2,690	30,207	50,193	80,400	\$0.06297	\$0.05359
	170	200709	1,768	4,013	28,080	74,880	102,960	\$0.06297	\$0.05359
	170	200709	4,677	8,547	74,280	159,480	233,760	\$0.06297	\$0.05359
	170	200709	4,912	11,112	78,000	207,360	285,360	\$0.06297	\$0.05359
	170	200709	2,529	5,886	40,167	109,833	150,000	\$0.06297	\$0.05359
	170	200709	234	502	3,720	9,360	13,080	\$0.06297	\$0.05359
	170	200709	2,468	5,702	39,200	106,400	145,600	\$0.06297	\$0.05359
	170	200709	0	0	0	0	0	\$0.00000	\$0.00000
	170	200709	436	985	6,922	18,384	25,306	\$0.06297	\$0.05359
	170	200709	2,305	4,444	36,600	82,920	119,520	\$0.06297	\$0.05359
	170	200709	3,370	6,444	53,518	120,242	173,760	\$0.06297	\$0.05359
	170	200709	1,950	4,688	30,960	87,480	118,440	\$0.06297	\$0.05359
	170	200709	4,880	10,470	77,499	195,381	272,880	\$0.06297	\$0.05359
	170	200709	854	2,064	13,560	38,520	52,080	\$0.06297	\$0.05359
	170	200709	4,039	6,827	64,134	127,386	191,520	\$0.06297	\$0.05359
	170	200709	1,045	2,468	16,593	46,057	62,650	\$0.06297	\$0.05359
	170	200709	4,987	8,913	79,200	166,320	245,520	\$0.06297	\$0.05359
	170	200709	5,082 ^x	9,579 ^x	80,700	178,740	259,440	\$0.06297	\$0.05359
	170	200709	4,436	8,939	70,440	166,800	237,240	\$0.06297	\$0.05359
	170	200709	839	2,090	13,320	39,000	52,320	\$0.06297	\$0.05359
	170	200709	574	1,296	9,120	24,180	33,300	\$0.06297	\$0.05359

FUEL CLAUSE AUDIT
REQUEST NO. 11 2/17

PR
1/1/17

(1)	(2)	(3)	(4)	(5)	(6)	(7)	(8)	(9)	(10)
ACCOUNT NO	RATE CODE	BILLING MONTH	ONPEAK FUEL REVENUES PER CIS II	OFFPEAK FUEL REVENUES PER CIS II	ONPEAK KWH PER CIS II	OFFPEAK KWH PER CIS II	TOTAL KWH PER CIS II	CALCULATED	
								ONPEAK FACTOR	OFFPEAK FACTOR
								COL (4) / COL (6)	COL (5) / COL (7)
A									
	170	200709	310	502	4,929	9,359	14,288	\$0.06297	\$0.05359
	170	200709	3,374	6,989	53,581	130,419	184,000	\$0.06297	\$0.05359
	170	200709	3,186	7,353	50,593	137,207	187,800	\$0.06297	\$0.05359
	170	200709	4,715	8,129	74,880	151,680	226,560	\$0.06297	\$0.05359
	170	200709	892	2,122	14,160	39,600	53,760	\$0.06297	\$0.05359
	170	200709	1,179	2,527	18,720	47,160	65,880	\$0.06297	\$0.05359
	170	200709	1,481	3,151	23,520	58,800	82,320	\$0.06297	\$0.05359
	170	200709	4,700	10,971	74,640	204,720	279,360	\$0.06297	\$0.05359
	170	200709	2,494	5,884	39,600	109,800	149,400	\$0.06297	\$0.05359
	170	200709	2,433	5,839	38,640	108,960	147,600	\$0.06297	\$0.05359
	170	200709	1,075	2,796	17,072	52,168	69,240	\$0.06297	\$0.05359
	170	200709	1,209	2,785	19,200	51,960	71,160	\$0.06297	\$0.05359
	170	200709	4,262	8,103	67,680	151,200	218,880	\$0.06297	\$0.05359
	170	200709	5,116 ^x	10,688 ^x	81,240	199,440	280,680	\$0.06297	\$0.05359
	170	200709	1,855	4,209	29,464	78,536	108,000	\$0.06297	\$0.05359
	170	200709	409	835	6,492	15,588	22,080	\$0.06297	\$0.05359
	170	200709	1,315	2,643	20,880	49,320	70,200	\$0.06297	\$0.05359
	170	200709	597	1,254	9,480	23,400	32,880	\$0.06297	\$0.05359
	170	200709	1,844	4,000	29,280	74,640	103,920	\$0.06297	\$0.05359
	170	200709	1,971	4,381	31,293	81,747	113,040	\$0.06297	\$0.05359
	170	200709	0	0	0	0	0	\$0.00000	\$0.00000
	170	200709	0	0	0	0	0	\$0.00000	\$0.00000
	170	200709	2,896	6,581	45,993	122,807	168,800	\$0.06297	\$0.05359
	170	200709	4,156	8,682	66,000	162,000	228,000	\$0.06297	\$0.05359
	170	200709	3,884	8,926	61,680	166,560	228,240	\$0.06297	\$0.05359
	170	200709	3,367	6,305	53,470	117,650	171,120	\$0.06297	\$0.05359
	170	200709	3,355	6,315	53,280	117,840	171,120	\$0.06297	\$0.05359
	170	200709	299	689	4,751	12,853	17,604	\$0.06297	\$0.05359
	170	200709	4,660	10,889	74,000	203,200	277,200	\$0.06297	\$0.05359
	170	200709	956	2,437	15,180	45,480	60,660	\$0.06297	\$0.05359

FUEL CLAUSE AUDIT
REQUEST NO. 11 P. 12

P. 13
11/1/1

LL DATE : 09/11/07

FLORIDA POWER & LIGHT
STANDBY RATE BILLING SYSTEM - SUMMARY OF CUSTOMER CHARGES FOR SEP. 2007

CONFIDENTIAL

1 CUSTOMER NUMBER : [REDACTED] A NAME: [REDACTED] B TYPE: SST-1 (STANDBY ONLY) SERVICE TO : 09/05/07

=====		STANDBY CHARGES	=====	RATE
CUSTOMER CHARGE	\$ 184.41			85
CONTRACT KW CHARGE	\$ 6,867.74	(3,286 @ \$2.09)		
DEMAND CHARGE	\$ 10,090.18	(GREATER OF A OR B)		
		A) SUMM DAILY DEMAND CHRG :	\$10,090.18 (29,677 @ \$0.34)	
		B) RESERVATION DEMAND CHRG :	\$1,172.16 (1,584 @ \$0.74)	
CSD - MAX ON PK KW	\$ 1,259.48	(1,702 @ \$0.74)		
ON PK KWH CHARGE	\$ 1,619.19	(225,829 @ \$0.00717)		
OFF PK KWH CHARGE	\$ 3,555.17	(495,840 @ \$0.00717)		
TRANSFORMER RIDER CREDIT	\$ 0.00			
FUEL CHARGES :		(BASED ON GSLDT-2 FUEL CHARGES)		
ON PK FUEL	\$ 14,132.38	(225,829 @ \$0.06258)		
OFF PK FUEL	\$ 26,408.44	(495,840 @ \$0.05326)		
AL (BASE + FUEL)	\$ 64,116.99			

SOURCE DR#11

41-1/1

rate code 85(3)

FPL

=====		SUPPLEMENTAL CHARGES	=====
ON PK KW CHARGE	\$ 0.00		
ON PK KWH CHARGE	\$ 0.00		
OFF PK KWH CHARGE	\$ 0.00		
REGULAR KWH CHARGE	\$ 0.00		
MAX DEMAND CHARGE	\$ 0.00		
TRANSFORMER RIDER CREDIT	\$ 0.00		
CURTAIL CREDIT	\$ 0.00		
FUEL CHARGES :			
ON PK FUEL	\$ 0.00		
OFF PK FUEL	\$ 0.00		
REGULAR FUEL	\$ 0.00		
AL (BASE + FUEL)	\$ 0.00		
BINED CHARGES	\$ 64,116.99		

TOTALS (STANDBY AND SUPPLEMENTAL)

Total Base & Fuel Charges				\$64,116.99
Standby				
ECCR	721669	X	0.00144	\$1,039.20
ECRC	721669	X	\$0.00022	\$158.77
CPRC				
	DDC		RDD	
	.29677		1584	
X	0.12	X	\$0.25	
	\$3,561.24		\$396.00	\$3,561.24
CSD	1702	X	0.250000	\$425.50
OBC	721669	X	0.000000	\$0.00
Storm Chg	721669	X	0.000000	\$0.00
Storm Bond Repay Chrg	721669	X	0.001390	\$1,003.12
Storm Bond Chrg Tx	721669	X	0.000430	\$310.32
Electric Service Amount				\$70,615.14

FUEL CLAUSE ADJUST
REQUEST NO. 11 P. 19

AL KWH: 721,669 TOTAL FPL CHARGES: \$23,576.17 TOTAL ON PK KWH: 225,829 TOTAL FUEL CHARGES: \$40,540.82

41-1
1-8

(1)	(2)	(3)	(4)	(5)	(6)	(7)	(8)	(9)
ACCOUNT NO	RATE CODE	BILLING MONTH	ON-PEAK FUEL REVENUES PER CIS II	OFF-PEAK FUEL REVENUES PER CIS II	ON-PEAK KWH PER CIS II	OFF-PEAK KWH PER CIS II	CALCULATED ON-PEAK FUEL REVENUES COL(6) x APPROVED ON-PEAK FUEL FACTOR OF	CALCULATED OFF-PEAK FUEL REVENUES COL(7) x APPROVED OFF-PEAK FUEL FACTOR OF
GSLDT-1							$\frac{41-1}{17}$ \$0.06297	\$0.05359
	70	200709	\$236.26	\$1,001.01	3,752	18,679	\$236.26	\$1,001.01
	70	200709	\$41.81	\$245.98	664	4,590	\$41.81	\$245.98
	70	200709	\$434.49	\$614.14	6,900	11,460	\$434.49	\$614.14
	70	200709	\$71.79	\$189.71	1,140	3,540	\$71.79	\$189.71
	70	200709	\$160.26	\$242.76	2,545	4,530	\$160.26	\$242.76
	70	200709	\$68.01	\$225.08	1,080	4,200	\$68.01	\$225.08
	70	200709	\$12.41	\$25.40	197	474	\$12.41	\$25.40
	70	200709	\$449.61	\$472.66	7,140	8,820	\$449.61	\$472.66
	70	200709	\$249.36	\$279.74	3,960	5,220	\$249.36	\$279.74
	70	200709	\$53.59	\$791.63	851	14,772	\$53.59	\$791.63
	70	200709	\$460.94	\$697.74	7,320	13,020	\$460.94	\$697.74
	70	200709	\$1.32	\$6.32	21	118	\$1.32	\$6.32
	70	200709	\$196.47	\$260.45	3,120	4,860	\$196.47	\$260.45
	70	200709	\$415.60	\$720.25	6,600	13,440	\$415.60	\$720.25
	70	200709	\$127.33	\$152.20	2,022	2,840	\$127.33	\$152.20
	70	200709	\$205.72	\$1,264.99	3,267	23,605	\$205.72	\$1,264.99
	70	200709	\$468.50	\$771.70	7,440	14,400	\$468.50	\$771.70
	70	200709	\$377.82	\$4,485.48	6,000	83,700	\$377.82	\$4,485.48
	70	200709	\$180.66	\$1,106.58	2,869	20,649	\$180.66	\$1,106.58
	70	200709	\$43.01	\$56.64	683	1,057	\$43.01	\$56.64
	70	200709	\$70.46	\$277.49	1,119	5,178	\$70.46	\$277.49
	70	200709	\$117.38	\$171.22	1,864	3,195	\$117.38	\$171.22
	70	200709	\$2,886.54	-\$6,302.18	45,840	117,600	\$2,886.54	\$6,302.18
	70	200709	\$100.19	\$134.40	1,591	2,508	\$100.19	\$134.40
	70	200709	\$117.94	\$176.74	1,873	3,298	\$117.94	\$176.74
	70	200709	\$279.59	\$514.46	4,440	9,600	\$279.59	\$514.46
	70	200709	\$132.24	\$125.40	2,100	2,340	\$132.24	\$125.40
	70	200709	\$75.56	\$226.42	1,200	4,225	\$75.56	\$226.42
	70	200709	\$10.08	\$15.06	160	281	\$10.08	\$15.06
	70	200709	\$38.10	\$60.34	605	1,126	\$38.10	\$60.34
	70	200709	\$219.14	\$549.83	3,480	10,260	\$219.14	\$549.83
	70	200709	\$308.74	\$928.45	4,903	17,325	\$308.74	\$928.45
	70	200709	\$124.68	\$163.99	1,980	3,060	\$124.68	\$163.99
	70	200709	\$204.02	\$475.88	3,240	8,880	\$204.02	\$475.88
	70	200709	\$83.12	\$302.25	1,320	5,640	\$83.12	\$302.25

FPSC FUEL AUDIT REQUEST NO. 11

ppc

9/1

41-1

Recalculated by staff.

(1)	(2)	(3)	(4)	(5)	(6)	(7)	(8)	(9)
ACCOUNT NO	RATE CODE	BILLING MONTH	ON-PEAK FUEL REVENUES PER CIS II	OFF-PEAK FUEL REVENUES PER CIS II	ON-PEAK KWH PER CIS II	OFF-PEAK KWH PER CIS II	CALCULATED ON-PEAK FUEL REVENUES COL(6) x APPROVED ON-PEAK FUEL FACTOR OF \$0.06297	CALCULATED OFF-PEAK FUEL REVENUES COL(7) x APPROVED OFF-PEAK FUEL FACTOR OF \$0.05359
A								
	70	200709	\$0.00	\$11.15	0	208	\$0.00	\$11.15
	70	200709	\$64.23	\$141.48	1,020	2,640	\$64.23	\$141.48
	70	200709	\$468.50	\$784.56	7,440	14,640	\$468.50	\$784.56
	70	200709	\$151.13	\$360.12	2,400	6,720	\$151.13	\$360.12
	70	200709	\$132.24	\$1,221.85	2,100	22,800	\$132.24	\$1,221.85
	70	200709	\$906.77	\$2,016.06	14,400	37,620	\$906.77	\$2,016.06
	70	200709	\$128.46	\$353.69	2,040	6,600	\$128.46	\$353.69
	70	200709	\$596.96	\$861.73	9,480	16,080	\$596.96	\$861.73
	70	200709	\$400.49	\$1,016.07	6,360	18,960	\$400.49	\$1,016.07
	70	200709	\$91.94	\$130.44	1,460	2,434	\$91.94	\$130.44
	70	200709	\$0.82	\$14.95	13	279	\$0.82	\$14.95
	70	200709	\$105.10	\$522.77	1,669	9,755	\$105.10	\$522.77
	70	200709	\$269.95	\$863.44	4,287	16,112	\$269.95	\$863.44
	70	200709	\$1,360.15	\$1,852.07	21,600	34,560	\$1,360.15	\$1,852.07
	70	200709	\$0.25	\$36.07	4	673	\$0.25	\$36.07
	70	200709	\$181.35	\$163.99	2,880	3,060	\$181.35	\$163.99
	70	200709	\$151.13	\$260.45	2,400	4,860	\$151.13	\$260.45
	70	200709	\$125.94	\$180.06	2,000	3,360	\$125.94	\$180.06
	70	200709	\$740.53	\$1,157.54	11,760	21,600	\$740.53	\$1,157.54
	70	200709	\$2,191.36	\$5,633.38	34,800	105,120	\$2,191.36	\$5,633.38
	70	200709	\$38.66	\$50.70	614	946	\$38.66	\$50.70
	70	200709	\$57.55	\$83.12	914	1,551	\$57.55	\$83.12
	70	200709	\$287.14	\$794.20	4,560	14,820	\$287.14	\$794.20
	70	200709	\$205.66	\$254.98	3,266	4,758	\$205.66	\$254.98
	70	200709	\$1,088.12	\$1,504.81	17,280	28,080	\$1,088.12	\$1,504.81
	70	200709	\$162.46	\$527.33	2,580	9,840	\$162.46	\$527.33
	70	200709	\$1,193.91	\$1,826.35	18,960	34,080	\$1,193.91	\$1,826.35
	70	200709	\$117.12	\$141.48	1,860	2,640	\$117.12	\$141.48
	70	200709	\$188.91	\$2,054.64	3,000	38,340	\$188.91	\$2,054.64
	70	200709	\$48.55	\$53.43	771	997	\$48.55	\$53.43
	70	200709	\$170.27	\$244.00	2,704	4,553	\$170.27	\$244.00
	70	200709	\$117.19	\$692.76	1,861	12,927	\$117.19	\$692.76
	70	200709	\$50.69	\$68.86	805	1,285	\$50.69	\$68.86
	70	200709	\$5.10	\$106.91	81	1,995	\$5.10	\$106.91
	70	200709	\$2.83	\$1.34	45	25	\$2.83	\$1.34

FPSC FUEL AUDIT REQUEST NO. 11

92

4/1/1-9

CONFIDENTIAL

(1)	(2)	(3)	(4)	(5)	(6)	(7)	(8)	(9)	
ACCOUNT NO	RATE CODE	BILLING MONTH	ON-PEAK FUEL REVENUES PER CIS II	OFF-PEAK FUEL REVENUES PER CIS II	ON-PEAK KWH PER CIS II	OFF-PEAK KWH PER CIS II	CALCULATED ON-PEAK FUEL REVENUES COL(6) x APPROVED ON-PEAK FUEL FACTOR OF	CALCULATED OFF-PEAK FUEL REVENUES COL(7) x APPROVED OFF-PEAK FUEL FACTOR OF	
							\$0.06297	\$0.05359	
A		70	200709	\$0.06	\$6.06	1	113	\$0.06	\$6.06
		70	200709	\$20.02	\$306.96	318	5,728	\$20.02	\$306.96
		70	200709	\$0.13	\$13.24	2	247	\$0.13	\$13.24
		70	200709	\$206.92	\$423.95	3,286	7,911	\$206.92	\$423.95
		70	200709	\$303.14	\$809.21	4,814	15,100	\$303.14	\$809.21
		70	200709	\$2,800.46	\$6,341.14	44,473	118,327	\$2,800.46	\$6,341.14
		70	200709	\$408.05	\$778.13	6,480	14,520	\$408.05	\$778.13
		70	200709	\$105.79	\$446.94	1,680	8,340	\$105.79	\$446.94
		70	200709	\$566.73	\$707.39	9,000	13,200	\$566.73	\$707.39
		70	200709	\$162.46	\$855.30	2,580	15,960	\$162.46	\$855.30
		70	200709	\$56.11	\$102.41	891	1,911	\$56.11	\$102.41
		70	200709	\$0.50	\$7.23	8	135	\$0.50	\$7.23
		70	200709	\$14.80	\$32.10	235	599	\$14.80	\$32.10
		70	200709	\$39.67	\$341.37	630	6,370	\$39.67	\$341.37
		70	200709	\$62.97	\$123.04	1,000	2,296	\$62.97	\$123.04
		70	200709	\$220.08	\$783.81	3,495	14,626	\$220.08	\$783.81
		70	200709	\$11.33	\$250.80	180	4,680	\$11.33	\$250.80
		70	200709	\$458.61	\$518.64	7,283	9,678	\$458.61	\$518.64
		70	200709	\$94.46	\$234.72	1,500	4,380	\$94.46	\$234.72
		70	200709	\$68.01	\$135.05	1,080	2,520	\$68.01	\$135.05
		70	200709	\$46.16	\$404.28	733	7,544	\$46.16	\$404.28
		70	200709	\$45.34	\$55.36	720	1,033	\$45.34	\$55.36
		70	200709	\$80.66	\$89.07	1,281	1,662	\$80.66	\$89.07
		70	200709	\$2,841.21	\$6,662.31	45,120	124,320	\$2,841.21	\$6,662.31
		70	200709	\$0.06	\$0.32	1	6	\$0.06	\$0.32
		70	200709	\$130.66	\$175.99	2,075	3,284	\$130.66	\$175.99
		70	200709	\$122.35	\$489.38	1,943	9,132	\$122.35	\$489.38
		70	200709	\$0.00	\$0.00	0	0	\$0.00	\$0.00
		70	200709	\$0.00	\$411.57	0	7,680	\$0.00	\$411.57
		70	200709	\$79.09	\$675.82	1,256	12,611	\$79.09	\$675.82

FPSC FUEL AUDIT REQUEST NO. 11

INTEGRITY BUSINESS FORMS, INC.

Phone: (800) 541-8448

Fax: (800) 541-4000

Email: info@ibforms.com

Title: *KORNWALL*

Florida Power & Light
Fuel Cost Recovery
RCA: #08-003-4-2 DKT: 080001-EI
TYE 12/31/07

For info
12/31/07

DATE : 09/10/07

STANDBY RATE BILLING SYSTEM - SUMMARY OF CUSTOMER CHARGES FOR SEP. 2007

CUSTOMER NUMBER : [REDACTED] NAME: [REDACTED] TYPE: SST-1 (STANDBY ONLY)

SERVICE TO : 09/06/0

CONFIDENTIAL

PBC

FPSC FUEL AUDIT REQUEST NO. 11

85(1)

CUSTOMER CHARGE	\$	127.67
CONTRACT KW CHARGE	\$	442.38
DEMAND CHARGE	\$	158.90
CSD - MAX ON PK KW	\$	36.75
ON PK KWH CHARGE	\$	3.39
OFF PK KWH CHARGE	\$	6.91
TRANSFORMER RIDER CREDIT	\$	0.00
FUEL CHARGES :		
ON PK FUEL	\$	30.16
OFF PK FUEL	\$	52.41
TOTAL (BASE + FUEL)	\$	858.57

STANDBY CHARGES

(219 @ \$2.02)

(GREATER OF A OR B)

A) SUMM DAILY DEMAND CHRG : \$158.90 (454 @ \$0.35)

B) RESERVATION DEMAND CHRG : \$127.50 (170 @ \$0.75)

(49 @ \$0.75)

(479 @ \$0.00707)

(978 @ \$0.00707)

(BASED ON GSDT-1 FUEL CHARGES)

(479 @ \$0.06297)

(978 @ \$0.05359)

SUPPLEMENTAL CHARGES

ON PK KW CHARGE	\$	0.00
ON PK KWH CHARGE	\$	0.00
OFF PK KWH CHARGE	\$	0.00
REGULAR KWH CHARGE	\$	0.00
MAX DEMAND CHARGE	\$	0.00
TRANSFORMER RIDER CREDIT	\$	0.00
CURTAIL CREDIT	\$	0.00
FUEL CHARGES :		
ON PK FUEL	\$	0.00
OFF PK FUEL	\$	0.00
REGULAR FUEL	\$	0.00
TOTAL (BASE + FUEL)	\$	0.00
COMBINED CHARGES	\$	858.57

Total Base & Fuel Charges				\$858.57
Standby				
ECCR	1457	X	0.00144	\$2.10
ECRC	1457	X	\$0.00022	\$0.32
CPRC	DDC		RDD	
	454		170	
	0.12	X	\$0.25	
	\$54.48		\$42.50	\$54.48
CSD	49	X	0.250000	\$12.25
OBC	1457	X	0.000000	\$0.00
Storm Chg	1457	X	0.000000	\$0.00
Storm Bond Repay Chrg	1457	X	0.001390	\$2.03
Storm Bond Chrg Tx	1457	X	0.000430	\$0.63
Electric Service Amount				\$930.38

TOTALS (STANDBY AND SUPPLEMENTAL)

TOTAL KWH: 1,457 TOTAL FPL CHARGES: \$776.00 TOTAL ON PK KWH: 479 TOTAL FUEL CHARGES: \$82.57

41-1
1-10

kw
3/19/08
kw
3/21/08

Title: *Monthly Gas Closing Report*

CONFIDENTIAL MONTHLY GAS CLOSING REPORT
 [ESTIMATED EXPENSES - SUBSEQUENTLY ADJUSTED BY ACCOUNTING DEPT FOR PRIOR MONTH ADJUSTMENTS]

DR#10 P.14

MISCELLANEOUS EXPENSES INCURRED FOR CURRENT MONTH: TO BE PAID IN FOLLOWING MONTH UNLESS NOTED OTHERWISE		QNTY (MMBTU)		UNIT PRICE (\$/MMBTU)	INVOICE AMT (\$)	COMMENTS
OWED TO						
FGT Financial Activity						REFER TO FINANCIAL ATTACHMENT
Total Adjustments						REFER TO EXPENSE ATTACHMENT
TOTAL						

CARMS (MISC. BILLS) FOR MONEY RECEIVED DURING CURRENT MONTH:		QNTY (MMBTU)		UNIT PRICE (\$/MMBTU)	AMT RECEIVED (\$)	COMMENTS
FROM						
CARMS INVOICE #						
TOTAL					8,929,641.25	REFER TO SALES ATTACHMENT
					8,929,641.25	

NET CASH FLOW (EXPENSES LESS RECEIPTS) FOR CURRENT MONTH		\$48-2/1P3	445,529,377.38
ENERGY RECEIVED (NET OF FUEL) DURING CURRENT MONTH [MMBTU]			47,235,638
EQUIVALENT UNIT PRICE FOR CURRENT MONTH (\$/MMBTU)			9.4321

FOR "GAS DAY" ENERGY MEASURED FOR MONTH [MMBTU]	FGT STATION	AVG HEAT VALUE [MMBTU/MCF]	HEAT VALUE APPLICABLE TO:
30,311,249	BROOKER =	1.0340	PPH, PSN, FCG
	PERRY STREAM 1 =	1.0290	FTMYERS
Gulfstream Utilities to Manatee/Martin for MONTH	WEST PALM =	1.0370	PMR PRV PPE PFL PCU PTF
16,978,834	CHGS =	1.0200	PAT
TOTAL			
		47,291,093.00	

C:\Temp\C.Home.RemoteAccess.gar0kno\GCR200707.xls]JUL RPT

41				
42				
43				

43-2
2-1

P.2

43-2
2-1

KW 3/19/08 YN 2/21/08

Title: Receiving Report

FLORIDA POWER & LIGHT COMPANY
 NATURAL GAS PRICE COMPUTATIONS

August 2007

TOTAL GAS USED DURING MONTH	MMBTU	CREDIT/REFUND ALLOCATION
Culter	222,776	(\$25,802.51)
Riviera	453,932	(\$52,575.60)
Pulsam	1,363,948	(\$160,282.52)
Sanford	8,815,681	(\$1,032,627.32)
FL Lauderdale	4,217,370	(\$488,466.94)
Port Everglades - Steam	876,705	(\$101,542.29)
Lauderdale/PI Everglades GT	308,662	(\$35,760.05)
Capo Canaveral	1,373,303	(\$159,039.58)
Martin Bk 1 & 2	2,806,977	(\$325,111.60)
Turkey Point Units 1, 2 & 5	5,064,138	(\$566,541.85)
Martin Units 3, 4 & 0	8,879,192	(\$1,028,411.49)
FL Myers Units 2 & 3	6,648,541	(\$793,216.13)
Manatee	6,353,355	(\$737,020.81)
TOTAL MMBTU	47,712,480	(\$5,526,418.39)

ESTIMATED PAYMENTS FOR MONTH PLUS ADJUSTMENT

	A	UNIT PRICE (\$/MMBTU)	NOTE
Natural Gas Supplied	338,461,350.23		(1)
Gas Tolling (Reverse Tolling)	0.00		(1)
Natural Gas Transporter	29,335,382.99		(1)
Miscellaneous Expenses			(1)
Total Estimated (1)	\$461,877,786.10	9.690032	
Gas Adjustment (2)	291,493.85	0.008109	(2)
Total Receiving Report		9.681941	
Less: Sales/Refunds (3)		(0.115823)	(3)
Total Expense		9.566118	(4)

NOTES:

43-583

- (1) SOURCE OF ESTIMATED PAYMENT IS THE MONTHLY GAS CLOSING REPORT FROM ENERGY MARKETING & TRADING
- (2) ADJUSTMENT FROM THE GAS ADJUSTMENT MEMO FROM ENERGY MARKETING & TRADING
- (3) SOURCE OF SALES/REFUNDS IS THE MONTHLY GAS CLOSING REPORT FROM ENERGY MARKETING & TRADING
- (4) UNIT PRICE COLUMN DOES NOT NECESSARILY ADD DUE TO ROUNDING

Distribution:

M Cofer	EPH/JB	M Kozzoff	RAD/GO
D Dale	EAT/JB	D Rodriguez	RAD/GO
D Gussow	EMT/JB	T Conway	AGG/JB
M Ladd	EMT/JB	S Prince	AGG/GO
S Poble	EAT/JB		

*Reviewed: Steve Quinn
9/5/07*

$\frac{43-2}{3}$

P.3

41		
42		$\frac{43-2}{3}$
43		3

REDACTED VERSION OF CONFIDENTIAL DOCUMENTS

Fuel Audit Workpaper Number 43-3/2-1/1

[Page 1]

Sample

REDACTED VERSION OF CONFIDENTIAL DOCUMENTS

Fuel Audit Workpaper Number 43-3/5-1/1

[Page 1]

Sample

FLORIDA POWER & LIGHT COMPANY
NATURAL GAS PRICE COMPUTATIONS

March, 2007

TOTAL GAS USED DURING MONTH	MMBTU A	CREDIT/REFUND ALLOCATION B
Culler		
Riviera		
Pulnam		
Sanford		
Ft Lauderdale		
Port Everglades - Steam		
Lauderdale/Pt Everglades GT		
Cape Canaveral		
Martin Blr 1 & 2		
Turkey Point Units 1 2 & 5		
Martin Units 3, 4 & 8		
Fl. Myers Units 2 & 3		
Menatee		
Total MMBTU		

ESTIMATED PAYMENTS FOR MONTH PLUS ADJUSTMENT	UNIT PRICE (\$/MMBTU) D	NOTE
Natural Gas Supplied		(1)
Gas Tolling/(Reverse Tolling)		(1)
Natural Gas Transporter		(1)
Miscellaneous Expenses		(1)
Total Estimated (1) Gas Adjustment (2)		(2)
Total Receiving Report Less: Sales/Refunds (3)		(3)
Total Expense	\$305,823,562/55	(4)

NOTES:

- (1) SOURCE OF ESTIMATED PAYMENT IS THE MONTHLY GAS CLOSING REPORT FROM ENERGY MARKETING & TRADING
- (2) ADJUSTMENT FROM THE GAS ADJUSTMENT MEMO FROM ENERGY MARKETING & TRADING.
- (3) SOURCE OF SALES/REFUNDS IS THE MONTHLY GAS CLOSING REPORT FROM ENERGY MARKETING & TRADING
- (4) UNIT PRICE COLUMN DOES NOT NECESSARILY ADD DUE TO ROUNDING

Distribution:

M Colter	EPW/JB	M. Kazadi	RAD/GO
D. Dale	EMT/JB	D. Rodriguez	RAD/GO
D Gussow	EMT/JB	T Conway	ACG/JB
M Clowfin	EMT/JB	S Prince	ACG/GO
S Patrie	EMT/JB		

Reviewed:
Dennis P. [Signature]
4/3/07
44-1
1-1
8.2

1479/08
 2/29/08

Title: *Monthly Gas Closing Report*

CONFIDENTIAL
 MONTHLY GAS CLOSING REPORT
 [ESTIMATED EXPENSES - SUBSEQUENTLY ADJUSTED BY ACCOUNTING DEPT FOR PRIOR MONTH ADJUSTMENTS]

A		B	
MISCELLANEOUS EXPENSES INCURRED FOR CURRENT MONTH [TO BE PAID IN FOLLOWING MONTH UNLESS NOTED OTHERWISE]		\$	
OWED TO	QNTY (MMBTU)	UNIT PRICE (\$/MMBTU)	INVOICE AMT (\$)
FGT Financial Activity			
Total Adjustments			
TOTAL			
CARMS (MISC. BILLS) FOR MONEY RECEIVED DURING CURRENT MONTH:		\$	9,134,575.58
FROM	CARMS INVOICE #	UNIT PRICE (\$/MMBTU)	AMT RECEIVED (\$)
TOTAL			9,134,575.58
NET CASH FLOW (EXPENSES LESS RECEIPTS) FOR CURRENT MONTH		\$	<i>A</i> 305,845,848.33
ENERGY RECEIVED (NET OF FUEL) DURING CURRENT MONTH [MMBTU]			31,250,551
EQUIVALENT UNIT PRICE FOR CURRENT MONTH [\$/MMBTU]			9.7869
FGT GAS DAY ENERGY MEASURED FOR MONTH		AVG HEAT VALUE (MMBTU/MCF)	
20,799,871	BROOKER =	1.0340	D PPM, PSN, PCC
[MMBTU]	FERRY STREAM 1 =	1.0230	D FTAYERS
Gulf of Mexico deliveries to Manatee for MONTH	WEST PALM =	1.0350	D PMR, PRV, PPE, PFL, PCU, PTF
10,437,047	GNGS =	1.0150	d PMT
TO	31,236,918.00		

C:\Temp\C.Home.RemoteAccess.gar0kno[-5734372.xls]MAR RPT

CONFIDENTIAL

A 305,845,848.33
 (305,845,856.21)
 Diff. is immaterial (7.88)

44-1
 1-1
 1

41				
42				
43				

CONFIDENTIAL

FPSC FUEL AUDIT
REQUEST NO. *8 Sep*

Energy Payment To Qualifying Facilities
COMPANY: FLORIDA POWER & LIGHT COMPANY
FOR THE MONTH OF September 2007

SCHEDULE A8

(1) PURCHASED FROM	(2) TYPE & SCHEDULE	(3) TOTAL KWH PURCHASED (000)	(4) KWH FOR OTHER UTILITIES (000)	(5) KWH FOR INTERRUPTIBLE (000)	(6) KWH FOR FIRM (000)	(7) cents/KWH		(8) TOTAL \$ FOR FUEL ADJ. (6) x (7)(b) \$
						(a) FUEL COST	(b) TOTAL COST	
ESTIMATED:								
QUALIFYING FACILITIES		529,616	0	0	529,616	3.366	3.366	17,828,000
TOTAL		529,616	0	0	529,616	3.366	3.366	17,828,000
ACTUAL:								
BROWARD COUNTY RESOURCE RECOVERY - NORTH		36,585	0	0	36,585	2.702	2.702	988,667
BROWARD COUNTY RESOURCE RECOVERY - SOUTH		34,461	0	0	34,461	2.785	2.785	959,594 (P.2)
		138,167	0	0	138,167	2.157	2.157 <i>a</i>	2,979,636 (P.2)
		49	0	0	49	6.357	6.357	3,115
		103	0	0	103	5.550	5.550	5,717
		208,542	0	0	208,542	5.017	5.017 <i>b</i>	10,461,876 (P.2)
		1,117	0	0	1,117	6.231	6.231	69,600
		29,050	0	0	29,050	5.579	5.579	1,620,598
		30,646	0	0	30,646	2.089	2.089	640,048
		2,664	0	0	2,664	7.715	7.715	205,539
		0	0	0	0	0.000	0.000	0
TOTAL		481,384	0	0	481,384	3.726	3.726 (P.2)	17,934,390

CURRENT MONTH DIFFERENCE				0	(48,232)	0.359	0.359	106,390
PERIOD TO DATE ACTUAL				0.0	(9.1)	10.7	10.7	0.6
PERIOD TO DATE ESTIMATED				0	4,194,122	3.061	3.061	128,384,695
DIFFERENCE				0	4,223,788	3.067	3.067	129,527,664
DIFFERENCE				0	(29,666)	(0.006)	(0.006)	(1,142,969)
				0.0	(0.7)	(0.2)	(0.2)	(0.9)

Cost no. Agency
 0. *
 Dept. Est. (P.2) 2,998,866.6 *
 Aug. Act. 3,943,751.27 *
 Aug. Est. 3,962,982.27 *
 2,979,635.6 *

F&L
 0. *
 Dept. Est. (P.2) 7,310,205.51 *
 10,752,690.46 *
 8,101,019.49 *
 10,461,876.48 *

(Sep A8 = Sep est + Aug act - Aug est)
 * Invoiced to invoice.

P.1
 48-1/3
 48-1/3

P.2

A8 Energy Dollars Detail For QUALIFYING FACILITIES
 COMPANY: FLORIDA POWER & LIGHT COMPANY
 FOR THE MONTH OF September 2007

1/22/2008 11:31:13 AM

PURCHASED FROM A	(1) CURRENT Energy \$ ESTIMATE	(2) PRIOR Energy \$ ACTUAL	(3) PRIOR Energy \$ ESTIMATE	(4) = [(2) - (3)] PRIOR Energy \$ ADJUSTMENT	(5) PRIOR PERIOD Energy \$ ADJUSTMENT	(6) = [(1) + (4) + (5)] REPORT Energy \$
BROWARD-NORTH	950,789.71	1,000,869.62	962,991.98	37,877.64	0.00	988,667.35
BROWARD-SOUTH	915,291.23	1,057,150.06	1,012,846.97	44,303.09	0.00	959,594.32
	(P.i) 2,998,866.60	3,943,751.27	3,962,982.27	(19,231.00)	0.00	2,979,635.60
	3,020.35	2,066.52	1,972.03	94.49	0.00	3,114.84
	5,714.28	8,374.19	8,371.58	2.61	0.00	5,716.89
	(P.i) 7,810,205.51	10,752,690.46	8,101,019.49	2,651,670.97	0.00	10,461,876.48
	66,886.16	126,325.71	123,612.01	2,713.70	0.00	69,599.86
	1,619,227.18	1,323,681.31	1,322,310.39	1,370.92	0.00	1,620,598.10
	643,077.15	666,043.46	669,072.92	(3,029.46)	0.00	640,047.69
	205,508.45	119,809.51	119,778.80	30.71	0.00	205,539.16
	0.00	0.00	0.00	0.00	0.00	0.00
	15,218,586.62	19,000,762.11	16,284,958.44	2,715,803.67	0.00	17,934,390.29

P.i

CONFIDENTIAL

Source:
 FPSC FUEL AUDIT
 REQUEST NO. 8 P.2

40
41
42
43

INTERIM BUSINESS FORMS, INC. Phone: (817) 688-2888 Fax: (817) 688-4628 Email: info@ibforms.com

487
P.2

487
P.2

Title: A-8 Sept Reported

Florida Power & Light
 Fuel Cost Recovery
 RCA: #08-003-4-2 DKT: 080001-EI
 TVE 12/31/07

11/20/08
 11/16/08
 11/30/08

DAILY ENERGY PAYMENT SUMMARY

FPSC FUEL AUDIT
REQUEST NO. 8 *Exp*

70C

1 Facility Name: XXXXXXXXXX A
Report Month : September , 2007

CONFIDENTIAL

This report has 29 days while September has 30 days. An adjustment of (A) \$99,962.22 represents the energy payment on the 30th.
2,898,904.38 ÷ I
29 =
(A) 99,962.22*
0.*

Date	Energy (MWH)	Payment (\$)
	5,399.182	117,162.74
	5,801.920	126,085.77
	5,319.043	115,568.28
	5,911.541	128,502.58
	5,923.984	128,685.81
	5,842.137	126,758.83
	5,832.365	126,546.83
	3,945.442	85,605.59
	3,221.976	69,908.29
	3,332.319	72,302.46
	5,852.817	127,014.09
	5,647.381	122,602.07
	5,845.141	126,865.01
	5,354.001	116,167.51
	5,621.473	121,971.0
	5,230.144	113,489.71
09/17/07	5,458.788	118,506.11
09/18/07	5,248.000	113,867.64
09/19/07	5,375.168	116,626.82
09/20/07	4,149.178	90,026.13
09/21/07	3,096.813	67,192.60
09/22/07	2,911.499	63,171.79
09/23/07	3,955.395	85,821.55
09/24/07	5,495.045	119,227.88
09/25/07	3,746.240	81,283.45
09/26/07	187.172	4,061.12
09/27/07	2,834.617	61,503.66
09/28/07	2,850.267	61,843.22
09/29/07	4,172.665	90,535.73

*2,898,904.38 +
99,962.22 +
002
2,998,866.6**

29 days

Monthly Total ~~133,561.713~~ 2,898,904.38

Average Cost : *138,166.713* 21.70 \$/MWH *2,998,866.60*

Maximum Energy : 256.082 MWH on 09/04/07:15

Execution Date/Time : 10/01/07 at 08:30:08

(48-11) (AE)

*48-1
2*

M / 9 P!

DAILY ENERGY PAYMENT SUMMARY

1 Facility Name: XXXXXXXXXX^A

Report Month : August , 2007

CONFIDENTIAL

Date	Energy (MWH)	Payment (\$)
08/01/07	6,076.663	132,875.93
08/02/07	5,694.125	124,393.70
08/03/07	6,097.695	133,535.63
08/04/07	5,915.450	129,273.86
08/05/07	6,040.443	132,058.83
08/06/07	5,895.959	128,760.99
08/07/07	6,032.848	131,856.77
08/08/07	5,935.069	129,503.97
08/09/07	5,901.402	128,811.98
08/10/07	5,847.912	127,504.74
08/11/07	5,748.422	125,481.74
08/12/07	6,071.620	132,714.13
08/13/07	5,887.021	128,411.90
08/14/07	5,876.874	128,201.51
08/15/07	5,041.175	109,975.15
08/16/07	5,986.478	130,582.18
08/17/07	5,286.390	115,275.93
08/18/07	5,069.837	110,636.70
08/19/07	5,973.306	130,512.45
08/20/07	5,972.703	130,665.33
08/21/07	6,114.260	134,470.88
08/22/07	6,030.697	131,845.54
08/23/07	5,997.329	131,012.11
08/24/07	5,999.815	131,149.38
08/25/07	6,040.372	131,994.63
08/26/07	5,015.841	109,412.11
08/27/07	5,941.488	129,579.27
08/28/07	5,982.210	130,578.61
08/29/07	5,991.387	130,919.90
08/30/07	5,963.494	130,125.01
08/31/07	5,986.948	130,861.41
Monthly Total	181,415.233 <i>AK</i>	3,962,982.27 <i>AK 48-1/1</i>

Average Cost : 21.84 \$/MWH

Maximum Energy : 260.064 MWH on 08/01/07:13

Execution Date/Time : 09/04/07 at 08:30:11

48-1
2

2007

DAILY ENERGY PAYMENT SUMMARY

ppc

FPSC FUEL AUDIT
REQUEST NO. 8-546

1 Facility Name: XXXXXXXXXX^A
Report Month : September , 2007

CONFIDENTIAL

Date	Energy (MWH)	Payment (\$)	
	6,617.773	248,298.82	
	7,013.172	263,134.24	
	6,447.076	241,894.28	
	7,081.883	265,712.25	
	7,345.151	275,590.06	
201,223.122 ÷ 1	7,959.907	298,655.70	7,549,891.43 ÷ 1
29. =	7,479.834	280,643.40	29. =
6,938.72854482*	7,203.615	270,279.61	(A) 260,341.085795*
	6,657.217	249,778.80	
0.*	4,980.854	186,881.61	0.*
	474.901	17,818.20	
201,223.122 +	7,552.060	283,353.27	7,549,891.43 +
6,938.+	7,773.517	291,662.36	260,341.08 +
002	7,242.303	271,731.20	002
208,161.122*	7,786.855	292,162.81	7,810,205.51*
	6,900.774	258,917.05	
09/17/07	7,250.782	272,049.32	(A) See explanation
09/18/07	7,042.380	264,230.11	on 48-1/2.
09/19/07	6,821.442	255,940.50	
09/20/07	7,415.652	278,235.26	
09/21/07	7,969.970	299,033.27	
09/22/07	6,839.162	256,605.37	
09/23/07	7,454.598	279,696.51	
09/24/07	6,811.430	255,564.84	
09/25/07	7,104.093	266,545.58	
09/26/07	7,250.656	272,044.62	
09/27/07	7,185.375	269,595.28	
09/28/07	7,594.702	284,953.23	
09/29/07	7,965.988	298,883.88	

Monthly Total ~~201,223.122~~ ^{AP} ~~7,549,891.43~~ ^{48-1/1}
 Average Cost : ~~201,101.122~~ ^{AP} 37.52 \$/MWH ^{7,810,205.51} ^{AP}

Maximum Energy : 336.699 MWH on 09/09/07:22

Execution Date/Time : 10/01/07 at 08:31:27

(A) See explanation on 48-1/2.
 (A) See explanation on 48-1/2.
 (A) See explanation on 48-1/2.

48-1
3

M 20 P

DAILY ENERGY PAYMENT SUMMARY

FPSC FUEL AUDIT
REQUEST NO. *8 Supp.*

1 Facility Name: XXXXXXXXXX^A

CONFIDENTIAL

Report Month : August , 2007 *RTU*

Date	Energy (MWH)	Payment (\$)
08/01/07	7,187.026	257,870.50
08/02/07	6,453.399	231,547.97
08/03/07	6,786.992	243,517.27
08/04/07	6,743.701	241,964.00
08/05/07	6,908.257	247,868.25
08/06/07	7,974.996	286,142.83
08/07/07	7,134.198	255,975.01
08/08/07	7,564.910	271,428.95
08/09/07	8,004.894	287,215.63
08/10/07	8,003.727	287,173.71
08/11/07	7,954.704	285,414.78
08/12/07	7,909.609	283,796.78
08/13/07	7,840.008	281,299.47
08/14/07	7,642.897	274,227.15
08/15/07	6,544.989	234,834.20
08/16/07	7,083.165	254,143.95
08/17/07	6,876.056	246,712.86
08/18/07	5,119.072	183,672.31
08/19/07	6,792.546	243,716.55
08/20/07	7,974.461	286,123.67
08/21/07	7,964.129	285,752.96
08/22/07	7,958.009	285,533.37
08/23/07	7,977.381	286,228.45
08/24/07	7,981.420	286,373.34
08/25/07	7,906.125	283,671.76
08/26/07	6,635.632	238,086.47
08/27/07	7,067.387	253,577.85
08/28/07	7,088.764	254,344.86
08/29/07	7,681.437	275,609.98
08/30/07	5,025.936	180,330.60
08/31/07	7,995.095	286,864.01

Monthly Total 225,780.922 *AL* 8,101,019.49 *AL* *(48-1/1)*

Average Cost : 35.88 \$/MWH

Maximum Energy : 336.054 MWH on 08/09/07:07

Execution Date/Time : 09/04/07 at 09:16:40

481
3

27/09

1/14/08
4/21/08

Title: Indiantown Unit Adjustment



1 [REDACTED]

2007 TRUE-UP (January through July)

Section 8.5

CONFIDENTIAL

+1.6386

Month	Original Energy Payment	Original Payment	Revised Energy Payment	Revised Payment	Payment Adjustment
Jan-07	(A) \$36.22	\$7,723,275.99	(A) \$37.86	\$8,072,977.35	\$349,701.36
Feb-07	\$36.22	\$7,354,235.86	\$37.86	\$7,687,227.30	\$332,991.44
Mar-07	\$36.22	\$6,738,650.87	\$37.86	\$7,043,769.32	\$305,118.45
Apr-07	(B) \$36.10	\$4,194,989.43	(B) \$37.74	\$4,385,565.09	\$190,575.66
May-07	\$36.10	\$7,627,361.01	\$37.74	\$7,973,866.96	\$346,505.95
Jun-07	\$36.10	\$7,654,499.54	\$37.74	\$8,002,238.36	\$347,738.82
Jul-07	\$35.88	\$7,255,561.45	\$37.52	\$7,587,198.13	\$331,636.68
TOTALS		\$48,548,574.15		\$50,752,842.51	\$2,204,268.36 *

(48-1/4)

* Adjustment applied to August 2007 bill

(A) $\frac{37.86}{(36.22)} = 1.64$

(B) $\frac{37.74}{(36.10)} = 1.64$

(48-1/4-2P-4)

48-1
4-1

2 [REDACTED]

41									
42									48-1
43									4-1

REDACTED VERSION OF CONFIDENTIAL DOCUMENTS

Fuel Audit Workpaper Number 48-1/4-2

[Pages 1 through 4]

QF

REDACTED VERSION OF CONFIDENTIAL DOCUMENTS

Fuel Audit Workpaper Number 51-1/1

[Pages 1 through 6]

Coal Adjustment

*(W) 4/28/08
 YN
 3/28/08*

Title: Monthly Gas Closing Report

CONFIDENTIAL MONTHLY GAS CLOSING REPORT
 [ESTIMATED EXPENSES - SUBSEQUENTLY ADJUSTED BY ACCOUNTING DEPT FOR PRIOR MONTH ADJUSTMENTS]

A				B
MISCELLANEOUS EXPENSES INCURRED FOR CURRENT MONTH: (TO BE PAID IN FOLLOWING MONTH UNLESS NOTED OTHERWISE)				\$ <u>(58-31)</u>
OWNED TO	QNTY (MMBTU)	UNIT PRICE (\$/MMBTU)	INVOICE AMT (\$)	COMMENTS
FGT Financial Activity				REFER TO FINANCIAL ATTACHMENT
Total Adjustments				REFER TO EXPENSE ATTACHMENT
TOTAL				
CARMS (MISC. BILLS) FOR MONEY RECEIVED DURING CURRENT MONTH:				\$ <u>(58-31)</u> ✓ 8,929,641.25
FROM	CARMS INVOICE #	UNIT PRICE (\$/MMBTU)	AMT RECEIVED (\$)	COMMENTS
			8,929,641.25	REFER TO SALES ATTACHMENT
TOTAL			8,929,641.25	
NET CASH FLOW (EXPENSES LESS RECEIPTS) FOR CURRENT MONTH				\$ <u>(58-31)</u> 445,529,377.38
ENERGY RECEIVED (NET OF FUEL) DURING CURRENT MONTH (MMBTU)				47,235,638
EQUIVALENT UNIT PRICE FOR CURRENT MONTH (\$/MMBTU)				9.4321
EQUivalent GAS DAY ENERGY MEASURED FOR MONTH		FGT STATION	AVG HEAT VALUE (MMBTU/MCF)	HEAT VALUE APPLICABLE TO:
30,311,249		BROOKER	1.0340	FFN, PSN, PCC
		PERRY STREAM 1	1.0290	FTMYERS
Gulfstream deliveries to Manatee/DeSoto for MONTH		WEST PALM	1.0370	PMR PRV PPE, PFL, PCU PTF
16,979,834		CHGS	1.0200	PMT
TOTAL				47,231,063.00

C:\Temp\C.Home.RemoteAccess.gar\kno[GCR200707.xls] JUL RPT

58-2

ACC: I GARCIA G RUANO RT: D FUNDORA EMI; S BOROMAYER M COLLIER D KIRK J STEP E UNCAR D CUSSOW P SMYTH J STEFFEN

GCR200707.xls JUL RPT 8/20/07 9:35 AM

P.2

41																					
42																					
43																					

58-2

EXHIBIT C

JUSTIFICATION TABLE

THIRD REVISED EXHIBIT C

COMPANY: Florida Power & Light Company
 TITLE: List of Confidential Workpapers
 AUDIT: FPL, Fuel Cost Recovery
 AUDIT CONTROL NO: 08-003-4-2
 DOCKET NO: 150001-EI
 DATE: October 1, 2015

Bold denotes revision to reduce the amount of confidential classification previously requested or a new affiant

Workpaper No.	Description	No. of Pages	Conf Y/N	Column No./Line No.	Florida Statute 366.093 (3) Subsection	Affiant
7-1	Analytical Review	1	N			
8	Board of Directors	4	N			
8-2	Committee Minutes	2	N			
8-3	Committees	1	N			
9	List of Internal Audits	1	Y	Lns. 1A-5A, 7A-58A	(b)	A. Maceo
9-1	Internal Audits	7	Y	All	(b)	A. Maceo
9-2	External Audits	15	Y	All	(b), (e)	L. Fuentes
12-3	Fuel Adjustment	2	N			
12-3/1	Fuel Adjustment	1	Y	All	(d)	L. Fuca
12-3/2	Fuel Adjustment	2	N	Pg. 1	(d)	L. Fuca
			Y	Pg. 2, Cols. A, B, C		
12-3/3	Fuel Adjustment	2	N			
41-1/1-2	Revenue	3	Y	Pgs. 1-3, Col. A	(e)	D. Rodriguez
41-1/1-2/1	Revenue	1	Y	Lns. 1 & 2	(e)	D. Rodriguez
41-1/1-3	Revenue	3	Y	Pgs. 1-3, Col. A	(e)	D. Rodriguez
41-1/1-4	Revenue	2	Y	Pgs. 1-2, Col. A	(e)	D. Rodriguez
41-1/1-5	Revenue	3	Y	Pgs. 1-3, Col. A	(e)	D. Rodriguez
41-1/1-6	Revenue	3	Y	Pgs. 1-3, Col. A	(e)	D. Rodriguez
41-1/1-7	Revenue	3	Y	Pgs. 1-3, Col. A	(e)	D. Rodriguez
41-1/1-8	Revenue	1	Y	Lns. 1A, 1B	(e)	D. Rodriguez
41-1/1-9	Revenue	3	Y	Pgs. 1-3, Col. A	(e)	D. Rodriguez
41-1/1-10	Revenue	1	Y	Lns. 1A, 1B	(e)	D. Rodriguez
43	Summary of Sample	3	N			
43-2/2	Sample	4	N			
43-2/2-1	Sample	2	N	Pg. 1	(d), (e)	G. Yupp
			Y	Pg. 2, Col. A, Lns. 2-4 Col. B, Line 1		
43-2/2-2	Sample	1	N			
43-2/2-2/1	Sample	1	N			
43-2/2-2/2	Sample	2	N			

Workpaper No.	Description	No. of Pages	Conf Y/N	Column No./Line No.	Florida Statute 366.093 (3) Subsection	Affiant
43-2/2-2/3	Sample	1	N			
43-2/2-2/4	Sample	1	N			
43-2/2-3	Sample	3	N			
43-2/2-3/1	Sample	3	N			
43-2/2-3/2	Sample	2	N			
43-2/2-3/3	Sample	2	N			
43-2/2-3/4	Sample	1	N			
43-2/2-4	Sample	1	N			
43-2/2-4/1	Sample	2	N			
43-2/2-4/2	Sample	3	N			
43-2/2-4/3	Sample	3	N			
43-2/2-4/4	Sample	1	N			
43-2/2-5	Sample	1	N			
43-2/2-5/1	Sample	3	N			
43-2/2-5/2	Sample	3	N			
43-2/2-5/3	Sample	2	N			
43-2/2-5/4	Sample	1	N			
43-2/2-6	Sample	2	N			
43-2/2-6/1	Sample	1	N			
43-2/2-6/2	Sample	2	N			
43-2/2-6/2-1	Sample	1	N			
43-2/2-6/3	Sample	1	N			
43-2/2-6/3-1	Sample	1	N			
43-2/2-6/4	Sample	1	N			
43-2/2-7	Sample	2	N			
43-2/2-7/1	Sample	1	N			
43-2/2-7/2	Sample	4	N			
43-2/2-7/2-1	Sample	1	N			
43-2/2-8	Sample	1	N			
43-2/2-8/1	Sample	1	N			
43-2/2-8/2	Sample	2	N			
43-2/2-8/3	Sample	2	N			
43-2/2-8/4	Sample	1	N			
43-2/2-9	True- Up	3	N			
43-2/2-9/1	True- Up	1	N			
43-2/3	Sample	3	N	Pgs. 1-2	(d)	G. Yupp
			Y	Pg. 3, Col. A, Lns. 1-4		
43-2/3-1	Sample	2	N	Pg. 1	(d),(e)	G. Yupp
			Y	Pg. 2, Col. A, Lns. 2-4 Col. B, Line 1		

Workpaper No.	Description	No. of Pages	Conf Y/N	Column No./Line No.	Florida Statute 366.093 (3) Subsection	Affiant
43-2/3-2	Sample	1	N			
43-2/3-2/1	Sample	1	N			
43-2/3-2/1-1	Sample	5	N			
43-2/3-2/2	Sample	3	N			
43-2/3-2/3	Sample	2	N			
43-2/3-2/4	Sample	1	N			
43-2/3-3	Sample	1	N			
43-2/3-3/1	Sample	2	N			
43-2/3-3/2	Sample	2	N			
43-2/3-3/3	Sample	1	N			
43-2/3-3/4	Sample	1	N			
43-2/3-4	Sample	2	N			
43-2/3-4/1	Sample	3	N			
43-2/3-4/2	Sample	4	N			
43-2/3-4/2-1	Sample	1	N			
43-2/3-4/3	Sample	3	N			
43-2/3-4/4	Sample	4	N			
43-2/3-5	Sample	1	N			
43-2/3-5/1	Sample	1	N			
43-2/3-5/2	Sample	1	N			
43-2/3-5/3	Sample	1	N			
43-2/3-5/4	Sample	1	N			
43-2/3-6	Sample	1	N			
43-2/3-6/1	Sample	1	N			
43-2/3-6/1-1	Sample	1	N			
43-2/3-6/2	Sample	1	N			
43-2/3-7	True- Up	2	N			
43-3/2	Sample	2	N			
43-3/2-1	Sample	1	N			
43-3/2-1/1	Sample	9	Y N	Pg. 1, All Pgs. 2-9	(d)	G. Yupp
43-3/2-2	Sample	5	N			
43-2/3	Sample	2	N			
43-2/3-1	Invoice	1	N			
43-3/4	Sample	2	N			
43-3/5	Sample	2	N			
43-3/5-1	Sample	1	N			
43-3/5-1/1	Sample	12	Y N	Pg. 1, All Pgs. 2-12	(d)	G. Yupp
43-3/5-2	Sample	5	N			

Workpaper No.	Description	No. of Pages	Conf Y/N	Column No./Line No.	Florida Statute 366.093 (3) Subsection	Affiant
43-3/5-3	Sample	4	N			
44-1/1-1	Natural Gas Consumption	2	N Y	Pg. 1 Pg. 2, Cols. A-B Cols. C-D (except Line 1)	(d),(e)	G. Yupp
44-1/1-1/1	Natural Gas Consumption	2	N Y	Pg. 1 Pg. 2, Col. A, Lns. 2-4 Col. B, Line 1	(d),(e)	G. Yupp
44-1/1-1/2	Gas Adjustments	2	N			
44-1/1-1/3	Gas Adjustments	2	N			
44-1/1-1/4	Gas Adjustments	2	N			
44-1/1-1/4-1	Gas Adjustments	3	N			
44-1/1-1/5	Gas Adjustments	2	N			
44-1/1-1/6	Gas Adjustments	2	N			
44-2	Fuel Inventory	2	N			
44-3	Fuel Inventory	2	N			
44-3/1	Fuel Inventory	21	N			
44-3/2	Fuel Inventory	28	N			
44-3/3	Fuel Inventory	17	N			
44-4	Fuel Inventory	1	N			
44-4/1	Fuel Inventory	2	N			
44-4/2	Fuel Inventory	2	N			
44-4/3	Fuel Inventory	2	N			
44-4/4	Fuel Inventory	4	N			
45	Oil Purchases	1	N			
45-1/1	Form 423	1	N			
45-1/1-1	Form 423	2	N			
45-1/1-2	Inventory Report	1	N			
45-2/1	Form 423	1	N			
45-2/1-1	Form 423	2	N			
45-2/1-2	Inventory Report	1	N			
46-1	Power Sold	2	N			
46-1/1	Power Sold	1	N			
46-1/2	Lambda	2	N			
46-1/2-1	Lambda	1	N			
46-1/2-2	Nucleus Power Entry	4	N			
46-3	Gas Turbine True- Up	7	N			
47-1/1	Purchased Power	1	N			
47-1/1-1	Purchased Power	1	N			
47-1/1-1/1	Purchased Power	1	N			
47-1/1-1/1-1	Gas Burn	2	N			

Workpaper No.	Description	No. of Pages	Conf Y/N	Column No./Line No.	Florida Statute 366.093 (3) Subsection	Affiant
47-1/1-1/1-1/1	Gas Burn	2	N			
47-1/1-1/1-1/2	Gas Transmission	1	N			
47-1/1-1/1-1/3	Gas Transmission	1	N			
47-1/1-1/1-1/4	Gas Burn	1	N			
47-1/1-1/1-1/5	Gas Burn	1	N			
47-1/1-1/1-1/6	Gas Burn	2	N			
47-1/1-1/1-2	Gas Transmission	2	N			
47-1/1-1/1-3	Gas Transmission	2	N			
47-1/1-1/1-4	Purchased Statement	2	N			
48-1/1	QF	2	Y	Pgs. 1-2, Col. A, Lns 1-9	(d)	G. Yupp
48-1/2	QF	2	Y	Pgs. 1-2, Ln. 1A	(d)	G. Yupp
48-1/3	QF	2	Y	Pgs. 1-2, Ln. 1A	(d)	G. Yupp
48-1/4	QF	1	Y	Lns. 1-2	(d)	G. Yupp
48-1/4-1	QF	1	Y	Lns. 1-2	(d)	G. Yupp
48-1/4-2	QF	4	Y	All	(d)	G. Yupp
49-1/1	L-T Purchases	1	N			
49-2	L-T Purchases	1	N			
49-2/1	L-T Purchases	12	N			
49-2/2	L-T Purchases	15	N			
49-2/2-1	L-T Purchases	5	N			
49-2/2-2	L-T Purchases	1	N			
49-2/3	L-T Purchases	1	N			
49-2/4	L-T Purchases	2	N			
49-2/4-1	L-T Purchases	1	N			
49-2/4-2	L-T Purchases	1	N			
49-2/4-3	L-T Purchases	1	N			
50-1/1	Coal Inventory	1	N			
50-1/1-1	Coal Inventory	1	N			
50-1/1-2	Coal Inventory	1	N			
50-1/1-2/1	Coal Inventory	1	N			
50-1/2	Coal Inventory	1	N			
50-1/2-1	Coal Inventory	1	N			
50-1/2-2	Coal Inventory	1	N			
50-1/3	Coal Inventory	2	N			
50-1/3-1	Coal Inventory	1	N			
50-1/3-2	Coal Inventory	1	N			
50-1/4	Coal Inventory	1	N			

Workpaper No.	Description	No. of Pages	Conf Y/N	Column No./Line No.	Florida Statute 366.093 (3) Subsection	Affiant
50-1/4-1	Coal Inventory	1	N			
50-1/4-2	Coal Inventory	1	N			
50-1/5	Coal Inventory	1	N			
50-1/5-1	Coal Inventory	1	N			
50-1/5-2	Coal Inventory	1	N			
50-1/6	Coal Inventory	1	N			
50-1/6-1	Coal Inventory	1	N			
50-1/6-2	Coal Inventory	1	N			
51	Coal Adjustment	2	N			
51-1	Coal Adjustment	1	N			
51-1/1	Coal Adjustment	6	Y	All	(d)	G. Yupp
53-3	DOE Quarterly Payment	4	N			
55-2/1	Transmission Service	1	N			
55-3/1	Transmission Service	1	N			
55-4/1	Transmission Service	2	N			
55-5/1	Transmission Service	1	N			
57	Vendor Rebates	1	N			
57-1	Vendor Rebates	1	N			
57-1/1	Vendor Rebates	1	N			
57-1/2	Vendor Rebates	1	N			
58	Bay Gas	1	N			
58-1	Bay Gas	3	N			
58-2	Bay Gas	2	N	Pg. 1 Pg. 2, Col. A, Lns. 2-4 Col. B, Line 1	(d),(e)	G. Yupp
58-2/1	Bay Gas	3	N			
58-3/1	Bay Gas	1	N			
58-3/2	Bay Gas	2	N			
58-3/3	Bay Gas	3	N			

EXHIBIT D

AFFIDAVITS

THIRD REVISED EXHIBIT D

BEFORE THE FLORIDA PUBLIC SERVICE COMMISSION

In re: Fuel and Purchase Power Cost Recovery
 Clause with Generating Performance Incentive
 Factor

Docket No: 150001-EI

STATE OF FLORIDA)
)
 COUNTY OF MIAMI-DADE)

AFFIDAVIT OF ELIZABETH FUENTES

BEFORE ME, the undersigned authority, personally appeared Elizabeth Fuentes who, being first duly sworn, deposes and says:

1. My name is Elizabeth Fuentes. I am currently employed by Florida Power & Light Company ("FPL") as Director of Regulatory Accounting. I have personal knowledge of the matters stated in this affidavit.

2. I have reviewed the documents referenced and incorporated in FPL's Third Request for Extension of Confidential Classification of Information Obtained in Connection with Audit No. 08-003-4-2 for which I am identified as the affiant. The documents or materials that I have reviewed and which, in whole or in part, are asserted by FPL to be proprietary confidential business information, contain or constitute auditing controls and reports of external auditors or information relating to same, which the external auditors consider to be proprietary and confidential. To the best of my knowledge, FPL has maintained the confidentiality of these documents and materials.


3. Nothing has occurred since the issuance of Order No. PSC-14-0159-CFO-EI to render the information stale or public, such that continued confidential treatment would not be appropriate. Therefore, the information should remain confidential for a period of at least an additional eighteen (18) months. These materials should be returned to FPL as soon as the information is no longer necessary for the Commission to conduct its business so that FPL can continue to maintain the confidentiality of these documents.

4. Affiant says nothing further.




 Elizabeth Fuentes

SWORN TO AND SUBSCRIBED before me this 29 day of September 2015, by Elizabeth Fuentes, who is personally known to me and who did take an oath.



 Notary Public, State of Florida

My Commission Expires:



:2992570

THIRD REVISED EXHIBIT D

BEFORE THE FLORIDA PUBLIC SERVICE COMMISSION

In re: Fuel and Purchase Power Cost Recovery Clause with Generating Performance Incentive Factor

Docket No: 150001-EI

STATE OF FLORIDA)
)
PALM BEACH COUNTY)

AFFIDAVIT OF GERARD J. YUPP

BEFORE ME, the undersigned authority, personally appeared Gerard J. Yupp who, being first duly sworn, deposes and says:

1. My name is Gerard J. Yupp. I am currently employed by Florida Power & Light Company ("FPL") as Senior Director of Wholesale Operations in the Energy Marketing and Trading Division. I have personal knowledge of the matters stated in this affidavit.

2. I have reviewed the documents referenced and incorporated in FPL's Third Request for Extension of Confidential Classification of Information Obtained in Connection with Audit No. 08-003-4-2 for which I am identified as the affiant. The documents or materials that I have reviewed and which are asserted by FPL to be proprietary confidential business information contain or constitute contractual data such as pricing and other terms related to fuel procurement, payment records, vendor and supplier rates for capacity and energy, and FPL's hedging results, the disclosure of which would impair the efforts of FPL to contract for energy, natural gas and fuel oil on favorable terms for the benefit of its customers and would impair the competitive interests of FPL and its vendors. Certain of the information would also place FPL at a disadvantage when coupled with other information that is publicly available. To the best of my knowledge, FPL has maintained the confidentiality of these documents and materials.

3. Nothing has occurred since the issuance of Order No. PSC-14-0159-CFO-EI to render the information stale or public, such that continued confidential treatment would not be appropriate. Therefore, the information should remain confidential for a period of at least an additional eighteen (18) months. These materials should be returned to FPL as soon as the information is no longer necessary for the Commission to conduct its business so that FPL can continue to maintain the confidentiality of these documents.

4. Affiant says nothing further.

[Signature of Gerard J. Yupp]
Gerard J. Yupp

SWORN TO AND SUBSCRIBED before me this 29 day of September 2015, by Gerard J. Yupp, who is personally known to me or who has produced (type of identification) as identification and who did take an oath.

[Signature of Maritza Miranda-Wise]
Notary Public, State of Florida

My Commission Expires:
:2999995



THIRD REVISED EXHIBIT D

BEFORE THE FLORIDA PUBLIC SERVICE COMMISSION

In re: Fuel and Purchase Power Cost Recovery Clause with Generating Performance Incentive Factor

Docket No: 150001-EI

STATE OF FLORIDA)
)
MIAMI-DADE COUNTY)

AFFIDAVIT OF DAMARIS RODRIGUEZ

BEFORE ME, the undersigned authority, personally appeared Damaris Rodriguez who, being first duly sworn, deposes and says:

1. My name is Damaris Rodriguez. I am currently employed by Florida Power & Light Company ("FPL") as Manager of Cost Recovery Clauses in the Regulatory Affairs Department. I have personal knowledge of the matters stated in this affidavit.

2. I have reviewed the documents referenced and incorporated in FPL's Third Request for Extension of Confidential Classification of Information Obtained in Connection with Audit No. 08-003-4-2 for which I am identified as the affiant. The information that FPL asserts is proprietary and confidential business information includes customer-specific account information, which if disclosed would impair the competitive interests of FPL or the providers of the information. It is FPL's corporate policy not to disclose customer-specific information. This policy includes, but is not limited to: customer names, addresses, telephone numbers, account numbers, rates, billing determinants (kW and kWh usage), conservation savings in kW, kWh and bills. FPL treats such information as confidential and does not disclose it, except as required by law, to entities or persons other than the customer absent the customer's consent. FPL's policy is premised upon customers' right to privacy and the potential that the disclosure of customer specific information may harm some customers' competitive interests.

3. Nothing has occurred since the issuance of Order No. PSC-14-0159-CFO-EI to render the information stale or public, such that continued confidential treatment would not be appropriate. Therefore, the information should remain confidential for a period of at least an additional eighteen (18) months. These materials should be returned to FPL as soon as the information is no longer necessary for the Commission to conduct its business so that FPL can continue to maintain the confidentiality of these documents.


4. Affiant says nothing further.

Damaris Rodriguez (signature)
Damaris Rodriguez

SWORN TO AND SUBSCRIBED before me this 24th day of September 2015, by Damaris Rodriguez, who is personally known to me and who did take an oath.

Carolyn J Smith (signature)
Notary Public, State of Florida

My Commission Expires



:2999926

THIRD REVISED EXHIBIT D

BEFORE THE FLORIDA PUBLIC SERVICE COMMISSION

In re: Fuel and Purchase Power Cost Recovery
Clause with Generating Performance Incentive
Factor

Docket No: 150001-EI

STATE OF FLORIDA)
)
COUNTY OF MIAMI-DADE)

AFFIDAVIT OF ANTONIO MACEO

BEFORE ME, the undersigned authority, personally appeared Antonio Maceo who, being first duly sworn, deposes and says:

1. My name is Antonio Maceo. I am currently employed by Florida Power & Light Company ("FPL") as Manager, Internal Auditing. I have personal knowledge of the matters stated in this affidavit.

2. I have reviewed the documents referenced and incorporated in FPL's Third Request for Extension of Confidential Classification of Information Obtained in Connection with Audit No. 08-003-4-2 for which I am identified as the affiant. The documents or materials that I have reviewed and which, in whole or in part, are asserted by FPL to be proprietary confidential business information, contain or constitute internal auditing controls and reports of internal auditors or information relating to internal auditing reports issued in 2007. To the best of my knowledge, FPL has maintained the confidentiality of these documents and materials.

3. Nothing has occurred since the issuance of Order No. PSC-14-0159-CFO-EI to render the information stale or public, such that continued confidential treatment would not be appropriate. Therefore, the information should remain confidential for a period of at least an additional eighteen (18) months. These materials should be returned to FPL as soon as the information is no longer necessary for the Commission to conduct its business so that FPL can continue to maintain the confidentiality of these documents.

4. Affiant says nothing further.


Antonio Maceo

SWORN TO AND SUBSCRIBED before me this 24th day of September 2015, by Antonio Maceo, who is personally known to me and who did take an oath.

Notary Public, State of Florida

My Commission Expires:

2992549



THIRD REVISED EXHIBIT D

BEFORE THE FLORIDA PUBLIC SERVICE COMMISSION

In re: Fuel and Purchase Power Cost Recovery Clause with Generating Performance Incentive Factor

Docket No: 150001-EI

STATE OF FLORIDA)
COUNTY OF PALM BEACH)

AFFIDAVIT OF LISA FUCA

BEFORE ME, the undersigned authority, personally appeared Lisa Fuca who, being first duly sworn, deposes and says:

1. My name is Lisa Fuca. I am currently employed by Florida Power & Light Company ("FPL") as Specialist, Nuclear Business Operations. I have personal knowledge of the matters stated in this affidavit.

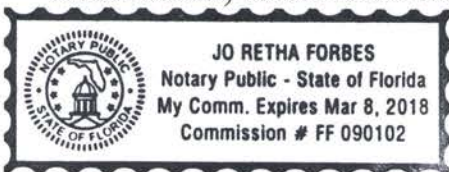
2. I have reviewed the documents referenced and incorporated in FPL's Third Request for Extension of Confidential Classification of Information Obtained in Connection with Audit No. 08-003-4-2 for which I am identified as the affiant. The information that FPL asserts is proprietary and confidential business information include documents specifically related to a settlement agreement on the Transformer Fire, which FPL is required to maintain as confidential. This information, if made public, would impair FPL's efforts to enter into contracts or settlements on commercially favorable terms with the counterparty to the settlement in question, or other third parties who would have a reasonable expectation of confidentiality.

3. Nothing has occurred since the issuance of Order No. PSC-14-0159-CFO-EI to render the information stale or public, such that continued confidential treatment would not be appropriate. Therefore, the information should remain confidential for a period of at least an additional eighteen (18) months. These materials should be returned to FPL as soon as the information is no longer necessary for the Commission to conduct its business so that FPL can continue to maintain the confidentiality of these documents.

4. Affiant says nothing further.

[Handwritten signature of Lisa Fuca]
Lisa Fuca

SWORN TO AND SUBSCRIBED before me this 23rd day of September 2015, by Lisa Fuca, who is personally known to me or who has produced N/A (type of identification) as identification and who did take an oath.



[Handwritten signature of Notary Public]
Notary Public, State of Florida

My Commission Expires: