



Edison Electric  
Institute

# Alternative Regulation for Emerging Utility Challenges: 2015 Update

Prepared by:

***Pacific Economics Group Research LLC***

Mark Newton Lowry, PhD

Matthew Makos

Gretchen Waschbusch, MBA

Prepared for:

Edison Electric Institute

**November 11, 2015**

© 2015 by the Edison Electric Institute ("EEI").

All rights reserved. Published 2015.

Printed in the United States of America.

No part of this publication may be reproduced or transmitted in any form or by any means, electronic or mechanical, including photocopying, recording, or any information storage or retrieval system or method, now known or hereinafter invented or adopted, without the express prior written permission of the Edison Electric Institute.

#### **Attribution Notice and Disclaimer**

This work was prepared by *Pacific Economics Group ("PEG") Research LLC* for the Edison Electric Institute. When used as a reference, attribution to EEI is requested. EEI, any member of EEI, and any person acting on its behalf (a) does not make any warranty, express or implied, with respect to the accuracy, completeness or usefulness of the information, advice or recommendations contained in this work, and (b) does not assume and expressly disclaims any liability with respect to the use of, or for damages resulting from the use of any information, advice or recommendations contained in this work.

The views and opinions expressed in this work do not necessarily reflect those of EEI or any member of EEI. This material and its production, reproduction and distribution by EEI does not imply endorsement of the material.

Published by:  
Edison Electric Institute  
701 Pennsylvania Avenue, N.W.  
Washington, D.C. 20004-2696  
Phone: 202-508-5000  
Web site: [www.eei.org](http://www.eei.org)

# Contents

<b>I. Introduction.....</b>	<b>1</b>
<b>II. Cost Trackers.....</b>	<b>6</b>
<b>III. Relaxing the Link Between Revenue and System Use.....</b>	<b>17</b>
A. Lost Revenue Adjustment Mechanisms .....	17
B. Revenue Decoupling .....	17
C. Fixed/Variable Pricing .....	21
<b>IV. Forward Test Years .....</b>	<b>31</b>
<b>V. Multiyear Rate Plans .....</b>	<b>34</b>
<b>VI. Formula Rates .....</b>	<b>47</b>
<b>VII. Marketing Flexibility.....</b>	<b>52</b>
<b>VIII. Conclusions .....</b>	<b>56</b>

# I. Introduction

Investor-owned electric utilities in the United States are buffeted today by varied and rapid changes in the business conditions they face. For vertically integrated electric utilities (“VIEUs”) and utility distribution companies (“UDCs”) alike, the traditional cost of service approach to rate regulation is often not ideal for helping utilities cope with these changes. Alternative approaches to regulation (“Altreg”) can often help utilities secure better outcomes for their customers and shareholders.

The changing business climate stems primarily from three root causes. One is pressure, from policymakers and many customers, for the power industry to lighten its environmental footprint. In addition to evolving renewable portfolio standards at the state level, utilities must comply with an array of federal initiatives such as the Environmental Protection Agency’s Clean Power Plan. Demand-side management (“DSM”) programs and tightening building codes and appliance standards encourage energy efficiency. Some customers seek power from greener sources than the increasingly clean portfolios of utilities. Self generation from rooftop solar is one means to this end, and its cost is falling. Customer-sited distributed generation (“DG”) must be accommodated, and utilities must purchase power surpluses that these facilities generate at regulated rates.

A second force for change is technological progress in metering and distribution. Advanced metering infrastructure and other smart grid technologies can improve reliability and facilitate integration of intermittent renewables. Time-sensitive pricing can encourage customers to use the grid in less costly ways. New value-added optional products and services can be offered which benefit customers.

A third force for change is increased concern about the reliability and resiliency of grid service. Some facilities are approaching advanced age, and some need more protection from severe weather. Many customers seek better quality service.

These forces are having important practical effects on utilities. Growth in the demand for their traditional services has slowed, and utilities face competition from distributed energy resources (“DERs”). Nevertheless, some utilities need capital expenditures (“capex”) for cleaner generating capacity, smart grid facilities, increased resiliency, and replacement of aging assets. Many new facilities don’t automatically trigger revenue growth. Increased marketing flexibility is needed to meet competitive challenges and complex, changing customer needs.

Under traditional regulation, the base rates that compensate utilities for costs of non-energy inputs are reset only in general rate cases with historical test years. These lengthy proceedings require a detailed review of all costs and their allocation amongst the utility’s retail services. Revenue from secondary sources (e.g., off-system sales) is imputed against the revenue requirement.

Most base rate revenue is drawn from volumetric and other usage charges. Since the cost of base rate inputs is driven more by capacity than system use in the short run, a utility’s finances are sensitive between rate

## I. Introduction

cases to the gap between growth in system use and capacity. A convenient proxy for this gap is the growth in use per customer (aka “average use”). The need for rate cases increases when average use declines.

Traditional regulation is ill-suited for addressing many of today’s challenges. Growth in average use was once positive, and the resulting incremental revenues helped utilities finance rising cost without rate cases. Today, growth in the average use of residential and commercial customers is typically static and often negative. Utilities needing normal or high capital expenditures are then compelled to file rate cases more frequently. These involve high regulatory cost and are nonetheless frequently uncompensatory when they involve historical test years. Frequent rate cases also reduce utility opportunities to increase earnings from improved cost containment and marketing. Traditional regulation also does not allow for many value-added or optional rates and services. Improved utility performance is thus discouraged at a time when it is increasingly needed to respond to competitive pressures.

Increased financial attrition has been a factor in the long-term decline of average credit ratings among investor-owned electric utilities. This is illustrated in Figure 1. Higher risk raises financing costs and can discourage needed investments.

Alternative approaches to regulation have been developed which handle today’s business conditions better. Some, such as multiyear rate plans, formula rates, and fully-forecasted test years, can involve sweeping regulatory change. Others, like revenue decoupling and cost trackers, target specific challenges.

This survey, now updated to include precedents through mid-2015, explains Altreg options and details precedents in the regulation of retail electric utility rates. A summary of states that currently use these approaches is featured in Table 1. Information is also provided on precedents for gas and water distributors and for energy utilities in Australia, Canada, and Britain. This year’s survey also discusses marketing flexibility, a new Altreg area of growing interest to EEI members.

Figure 1

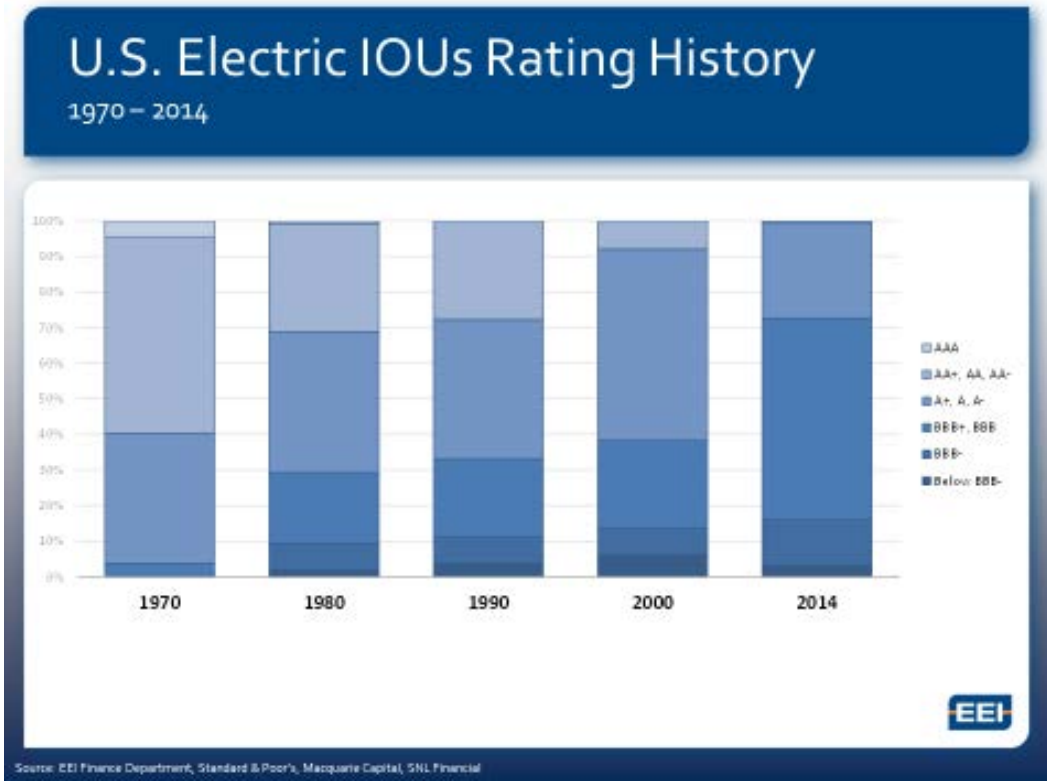


Table 1

## Alternative Regulation Tools: An Overview of Current Precedents

State	Capital Cost Trackers	Measures that Relax the Use/Revenue Link			Multiyear Rate Plans <sup>1</sup>	Retail Formula Rate Plans	Forward Test Years
		Decoupling True Up Plans	Lost Revenue Adjustment Mechanisms	Fixed Variable Retail Pricing			
Alabama	Electric & Gas					Electric & Gas	Yes
Alaska							
Arizona	Electric, Gas, & Water	Gas only	Electric & Gas		Electric only		
Arkansas	Electric & Gas	Gas only	Electric & Gas				
California	Electric & Gas	Electric & Gas			Electric & Gas		Yes
Colorado	Electric & Gas				Electric only		
Connecticut	Electric, Gas, & Water	Electric & Gas	Gas only	Electric & Gas			Yes
Delaware	Electric, Gas, & Water						
District of Columbia	Electric & Gas	Electric only					
Florida	Electric & Gas			Gas only	Electric only		Yes
Georgia	Electric & Gas	Gas only		Gas only	Electric only	Gas only	Yes
Hawaii	Electric only	Electric only			Electric only		Yes
Idaho	Electric only	Electric only					
Illinois	Gas & Water	Gas only		Electric & Gas		Electric only	Yes
Indiana	Electric, Gas, & Water	Gas only	Electric only		Gas only		
Iowa	Gas only			Gas only	Electric only		
Kansas	Gas only		Electric only	Gas only			
Kentucky	Electric & Gas		Electric & Gas	Gas only			Yes
Louisiana	Electric only		Electric only		Electric only	Electric & Gas	Yes
Maine	Electric, Gas, & Water	Electric only		Gas only	Gas only		Yes
Maryland	Electric & Gas	Electric & Gas					
Massachusetts	Electric & Gas	Electric & Gas	Electric & Gas		Gas only		
Michigan	Gas only	Gas only					Yes

Table 1 continued

State	Capital Cost Trackers	Measures that Relax the Use/Revenue Link			Multiyear Rate Plans <sup>1</sup>	Retail Formula Rate Plans	Forward Test Years
		Decoupling True Up Plans	Lost Revenue Adjustment Mechanisms	Fixed Variable Retail Pricing			
Minnesota	Electric & Gas	Electric & Gas					Yes
Mississippi	Electric & Gas		Electric & Gas	Electric only		Electric & Gas	Yes
Missouri	Gas & Water			Gas only			
Montana	Electric & Gas		Gas only				
Nebraska	Gas only			Gas only			
Nevada	Gas only	Gas only	Electric only				
New Hampshire	Electric, Gas, & Water			Gas only	Electric & Gas		
New Jersey	Electric, Gas, & Water	Gas only					
New Mexico							Yes
New York	Gas & Water	Electric & Gas	Gas only	Electric & Gas	Electric & Gas		Yes
North Carolina	Gas & Water	Gas only	Electric only				
North Dakota	Electric only			Gas only	Electric only		Yes
Ohio	Electric, Gas, & Water	Electric only	Electric only	Gas only	Electric only		
Oklahoma	Electric only		Electric only	Electric & Gas		Gas only	
Oregon	Electric & Gas	Electric & Gas	Electric & Gas				Yes
Pennsylvania	Electric, Gas, & Water			Gas only			Yes
Rhode Island	Electric & Gas	Electric & Gas					Yes
South Carolina	Electric only		Electric only			Gas only	
South Dakota	Electric only						
Tennessee	Gas only	Gas only		Gas only		Gas only	Yes
Texas	Electric & Gas			Gas only		Gas only	
Utah	Gas only	Gas only					Yes
Vermont				Gas only			
Virginia	Electric & Gas	Gas only		Gas only	Electric only		
Washington	Gas only	Electric & Gas			Electric & Gas		
West Virginia	Electric only						
Wisconsin				Gas only			Yes
Wyoming	Electric only	Gas only	Electric & Gas	Electric & Gas			Yes

<sup>1</sup> This column excludes plans involving rate freezes without extensive supplemental funding from trackers.



## II. Cost Trackers

A cost tracker is a mechanism for expedited recovery of specific utility cost (e.g., outside of a rate case). Balancing accounts are typically used to track unrecovered costs. Cost recovery is often implemented using tariff sheet provisions called riders.

Trackers are used in various situations where they are more practical than rate cases for addressing particular costs. Utilities usually recover fuel and purchased power costs via trackers because the volatility and substantial size of these costs would otherwise lead to frequent rate cases and materially impact utility risk. Other volatile expenses that are sometimes addressed with trackers include those for pensions, severe storms, and uncollectible bills.

A second use of trackers is for costs incurred due to policies of government agencies. Examples here include franchise fees and certain taxes. Tracking costs like these is fair to utilities and encourages government agencies to consider the impact of their policies on customer bills.

Trackers are also used to compensate utilities for costs that are rapidly rising and don't otherwise trigger new revenue, whether or not they are volatile or mandated. This encourages needed expenditures and reduces risk and the frequency of rate cases. Examples of operation and maintenance ("O&M") expenses that are sometimes tracked due in large measure to their rapid growth include those for health care.

Trackers for some costs have multiple rationales. DSM expenses, for example, are often sizable and sometimes grow rapidly.<sup>1</sup> Utility DSM programs are often mandated. Additionally, DSM can slow growth in the average use of power and reduce the need for plant additions, important sources of earnings growth for utilities. Tracking DSM expenses helps to balance utility incentives to embrace DSM.

Capital cost trackers typically address the accumulating depreciation, return on asset value, and taxes that result from the capex.<sup>2</sup> Capital costs can qualify for tracker treatment on several grounds. Major plant additions are volatile. Capex might be necessitated by highway construction or changes in government safety, reliability, or environmental standards. Capex is sometimes large enough to cause brisk cost growth that would otherwise occasion frequent rate cases.

An early use of capital cost trackers in the electric utility industry was to address construction costs of large power plants. These plants can take years to construct. An allowance in rates for a return on funds used during construction was traditionally not permitted until assets were used and useful and a rate case was filed. Deferred recovery of the allowance strains utility cash flow, increases financing expenses, and induces more rate "shock" when the value of the plant and construction financing is finally added to the rate base.

---

<sup>1</sup> This survey only documents capital cost trackers. Trackers for DSM expenses are ubiquitous so that there is less need for documentation.

<sup>2</sup> Recovery is sometimes achieved by keeping a rate case open beyond the date of a final decision for the limited purpose of adding assets to the revenue requirement.

Many commissions have addressed these problems by making a return on construction work in progress (“CWIP”) eligible for immediate recovery. Capital cost trackers have often been used in lieu of frequent rate cases to obtain CWIP recovery.

Capital costs of distribution system modernization are sometimes recovered using trackers for somewhat different reasons. The annual expenditure may not be as large as that for large generation units, and construction of specific assets usually takes less than a year. However, the capex can still be sizable and doesn’t automatically trigger new revenue when completed. A tracker for accelerated modernization costs can help a company modernize its grid and improve its services without frequent rate cases.

Capital costs of generation emissions controls are often accorded tracker treatment. These controls are occasioned by the emissions policies of state and federal agencies. Additionally, the facilities do not produce revenue and some facilities typically become used and useful each year over a series of years.

There are varied treatments of costs in approved capital trackers. Regulators often approve tracked capex budgets in advance, usually after considerable deliberation. Procedures for reviewing the need for generation plant additions are especially well established. Once a budget is set, the treatment of variances between actual and budgeted cost becomes an issue. Some trackers permit conventional prudence review treatment of cost overruns. In other cases, no adjustments are subsequently made if cost exceeds the budget. In between these extremes are mechanisms in which deviations, of prescribed magnitude, from budgeted amounts are shared formulaically (e.g., 50-50) between the utility and its customers. Utilities are also permitted sometimes to share in the benefits of capex underspends. The prudence of tracked capex is often subject to a final review when the cost is added to rate base, a step that usually occurs in the next rate case.

Recent precedents for capital cost trackers are listed in Table 2 and Figures 2 and 3. It can be seen that the precedents are numerous and continue to grow. This is the most widely used Aereg tool in the United States. For electric utilities, trackers for emissions controls, generation capacity, advanced metering infrastructure, and general system modernization have been especially common in recent years. Trackers for gas distributors typically address the cost of replacing old cast iron and bare steel mains. Trackers for water utilities, sometimes called distribution system improvement charges, are also common for accelerated modernization.

Figure 2: Recent Capital Cost Tracker Precedents by State: Energy Utilities

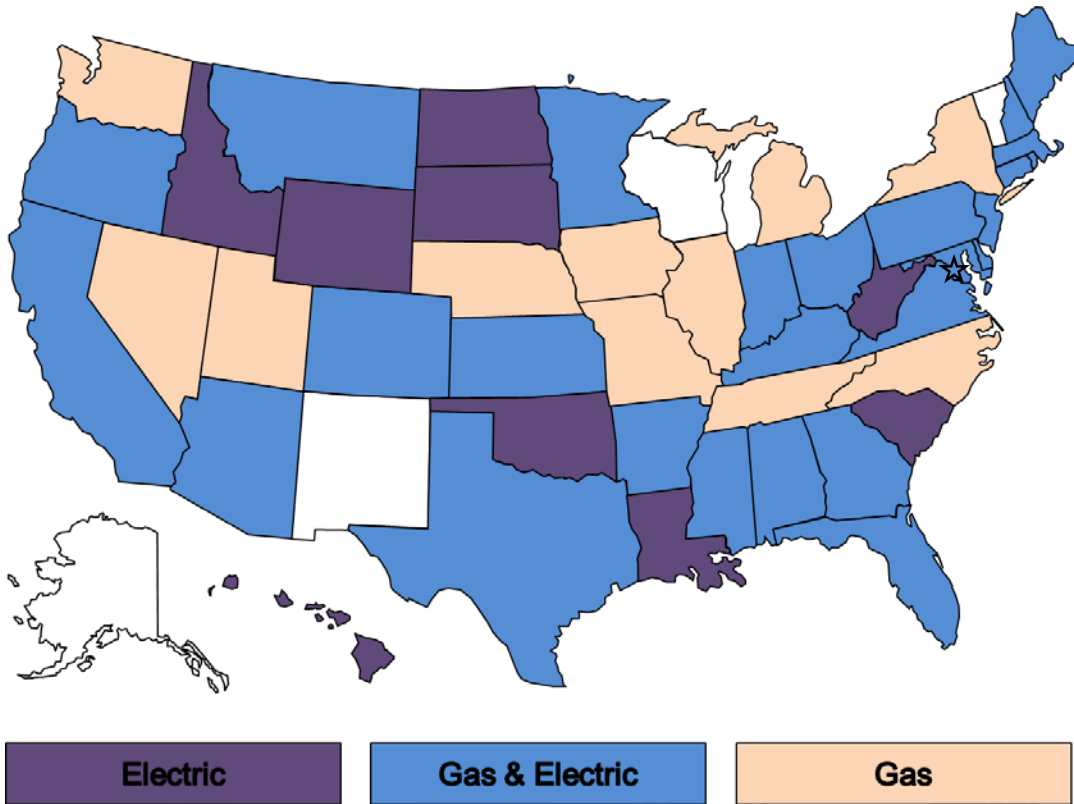


Figure 3: Recent Capital Cost Tracker Precedents by State: Water Utilities

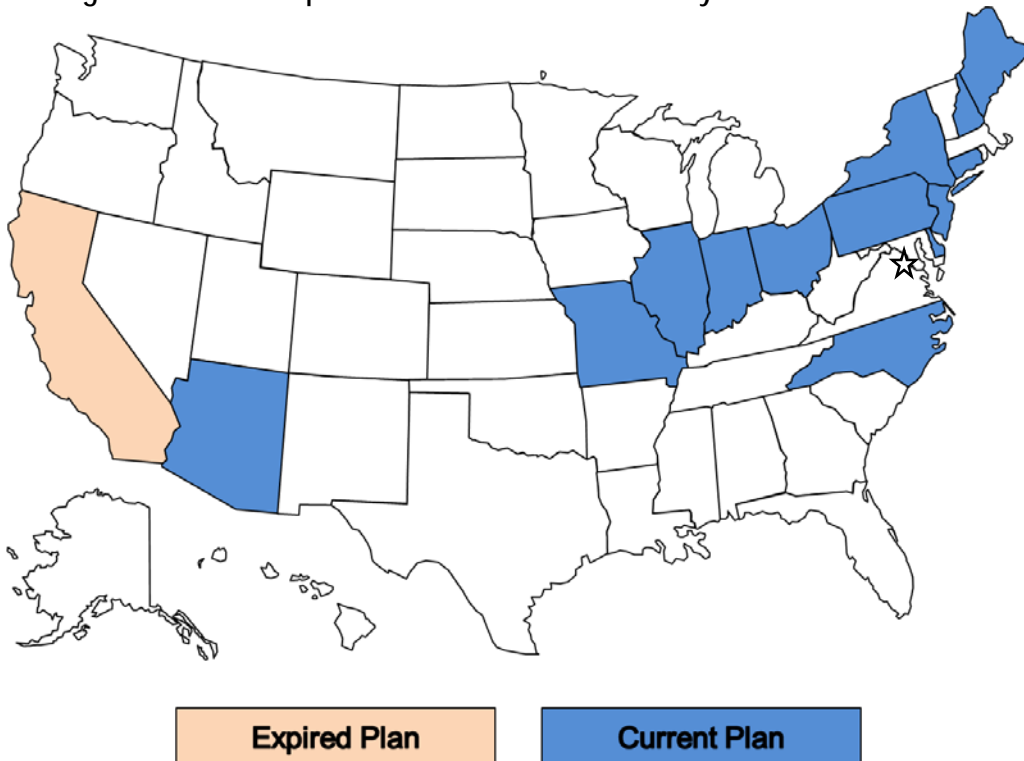


Table 2

# Recent Capital Cost Tracker Precedents

Jurisdiction	Company Name	Services Included	Tracker Name	Eligible Investments	Case Reference
AL	Alabama Power	Electric	Rate Certificated New Plant	Any approved by Commission through CPCN	Dockets 18117 and 18416 (November 1982)
AL	Mobile Gas Service	Gas	Cast Iron Replacement Factor	Replacement of cast iron mains	Docket 24794 (November 1995)
AR	Arkansas Oklahoma Gas	Gas	Act 310 Surcharge	Relocations of pipelines mandated by government agencies	Docket 12-088-U (July 2013)
AR	Arkansas Oklahoma Gas	Gas	System Safety Enhancement Rider	Replacement of bare steel mains, mains on low pressure systems, mains that are subject of an advisory notice by government that company deems to be unsatisfactory	Docket 13-078-U (July 2014)
AR	CenterPoint Energy Arkla	Gas	Main Replacement Rider	Replacement of cast iron and bare steel mains and services	Docket 06-161-U (October 2007)
AR	CenterPoint Energy Arkla	Gas	Government Mandated Expenditure Surcharge Rider	Replacements resulting from highway and street rebuilding	Docket 10-108-U (March 2011)
AR	Empire District Electric	Electric	Alternative Generation Environmental Recovery Rider	Environmental	Docket 15-010-U (August 2015)
AR	Oklahoma Gas & Electric	Electric	Smart Grid Rider	Systemwide smart grid implementation	Docket 10-109-U (August 2011)
AR	SourceGas Arkansas	Gas	At-Risk Meter Relocation Program Rider	Installation of new services for meters relocated due to motor vehicle collision risk	Docket 13-079-U (July 2014)
AR	SourceGas Arkansas	Gas	Main Replacement Program Rider	Replacement of bare steel and coated steel mains, mains that are subject of an advisory notice by government that company deems to be unsatisfactory, and associated services	Docket 13-079-U (July 2014)
AR	SourceGas Arkansas	Gas	Act 310 Surcharge	Bare steel and cast iron pipeline replacement, in-line inspection project, emissions controlling catalysts for compressor station engines, greenhouse gas monitoring of some regulator stations, highway relocation projects	Docket 13-072-U (April 2014)
AR	SWEPSCO	Electric	Alternative Generation Recovery Rider	New generation	Docket 09-008-U (November 2009)
AR	SWEPSCO	Electric	Rider Environmental Compliance Surcharge	Environmental	Docket 15-021-U (October 2015)
AZ	Arizona Public Service	Electric	Renewable Energy Standard Adjustment Schedule	Renewables not recovered in base rates	Docket E-01345A-08-0172
AZ	Arizona Public Service	Electric	Environmental Improvement Surcharge	Environmental improvement projects	Docket E-01345A-11-0224 (May 2012)
AZ	Arizona Public Service	Electric	Four Corners Rate Rider Surcharge	Generation	Docket E-01345A-11-0224 (December 2014)
AZ	Arizona Water Company	Water	Arsenic Cost Recovery Mechanism	Investments to reduce arsenic in water supply	Various (operating regions have separate decisions approving ACRMs)
AZ	Arizona Water Company - Eastern Group	Water	System Improvement Benefits Mechanism	Replacement of leak prone mains and related services, meters, and hydrants, replace meters that do not have lead free brass, other replacements for mains, services, meters, and hydrants that are at the end of their useful life	Decision 73938 (June 2013)
AZ	Southwest Gas	Gas	Customer Owned Yard Line Cost Recovery Mechanism	Replacement and ownership of customer-owned yard lines that have been shown to be leaking	Docket G-01551A-10-0458 (January 2012)
AZ	Tucson Electric Power	Electric	Environmental Compliance Adjustor	Miscellaneous environmental projects	Decision 73912 (June 2013)
CA	Pacific Gas & Electric	Electric	Smart Grid Memorandum Account	Smart grid projects that received DOE matching funds	Decision 09-09-029 (September 2009)
CA	Pacific Gas & Electric	Gas Transmission	Pipeline Safety Implementation Plan	Pipeline replacement, automated valve installation, and upgrades to pipeline	Decision 12-12-030 (December 2012)
CA	Pacific Gas & Electric	Electric	Smart Grid Pilot Deployment Project Balancing Account	Pilot programs for smart grid line sensors, volt/VAR optimization, detection and location of distribution line outages and faulted circuits, and information technology investments to improve short term demand forecasting for power procurement	Decision 13-03-032 (March 2013)
CA	San Diego Gas & Electric	Electric & Gas	Advanced Metering Infrastructure Balancing Account	AMI	Decision 07-04-043 (April 2007)
CA	San Diego Gas & Electric	Electric	Energy Storage Balancing Account	Projects to store solar energy	Decision 13-05-010 (May 2013)
CA	San Diego Gas & Electric	Gas	Post-2011 Distribution Integrity Management Program Balancing Account	DIMP related costs	Decision 13-05-010 (May 2013)
CA	San Diego Gas & Electric	Gas	Transmission Integrity Management Program Balancing Account	TIMP related costs	Decision 13-05-010 (May 2013)
CA	San Diego Gas & Electric	Gas Transmission	Safety Enhancement Capital Cost Balancing Account	Replacement of mains that fail pressure tests or that cannot be pressure tested	Decision 14-06-007 (June 2014)
CA	Southern California Edison	Electric	SmartConnect Balancing Account	Advanced metering infrastructure project	Decision 08-09-039 (September 2008)
CA	Southern California Edison	Electric	Solar PV Balancing Account	Solar generation	Decision 09-06-049 (June 2009)
CA	Southern California Gas	Gas	Advanced Metering Infrastructure Balancing Account	AMI	Decision 10-04-027 (April 2010)
CA	Southern California Gas	Gas	Post-2011 Distribution Integrity Management Program Balancing Account	DIMP related costs	Decision 13-05-010 (May 2013)
CA	Southern California Gas	Gas	Transmission Integrity Management Program Balancing Account	TIMP related costs	Decision 13-05-010 (May 2013)
CA	Southern California Gas	Gas Transmission	Safety Enhancement Capital Cost Balancing Account	Replacement of mains that fail pressure tests or that cannot be pressure tested	Decision 14-06-007 (June 2014)
CO	Black Hills Colorado Electric	Electric	Transmission Cost Adjustment Rider	Transmission projects	Docket 09-014E, Decision C09-0271 (March 2009)
CO	Black Hills Colorado Electric	Electric	Clean Air Clean Jobs Act Rider	Gas-fired generation	Docket 14AL-0393E, Decision C14-1504 (December 2014)
CO	Public Service Company of Colorado	Electric	Transmission Cost Adjustment	Transmission projects	Docket 07A-339E, Decision C07-1085 (December 2007)
CO	Public Service Company of Colorado	Gas	Pipeline Safety Integrity Adjustment	Gas distribution and transmission integrity management programs, main replacement, partial recovery of two large pipeline replacements	Docket 10-AL-963G (August 2011)

Table 2 continued

Jurisdiction	Company Name	Services Included	Tracker Name	Eligible Investments	Case Reference
CO	Public Service Company of Colorado	Electric	Clean Air Clean Jobs Act Rider	Miscellaneous environmental projects including gas-fired generation, scrubbers	Proceeding 14A-680E, Decision C15-0292 (March 2015)
CO	Rocky Mountain Gas	Gas Transmission	System Safety and Integrity Rider	TIMP, DIMP, and other safety regulatory compliance projects	Docket 13AL-0046G, Decision R14-0114 (February 2014)
CT	Aquarion Water Company of Connecticut	Water	Water Infrastructure and Conservation Adjustment	Replacement of infrastructure including mains, valves, services, meters, and hydrants that have reached the end of their useful life or are no longer able to function as intended	Docket 08-06-21W101 (December 2008)
CT	Connecticut Light & Power	Electric	System Resiliency Plan	Structural hardening	Docket 12-07-06 (January 2013)
CT	Connecticut Natural Gas	Gas	System Expansion Reconciliation Mechanism	System expansion	Docket 13-06-02 (November 2013)
CT	Connecticut Natural Gas	Gas	DIMP True-Up Mechanism	Cast iron and bare steel main replacement	Docket 13-06-08; (January 2014)
CT	Connecticut Water	Water	Water Infrastructure and Conservation Adjustment	Replacement of infrastructure including mains, valves, services, meters, and hydrants that have reached the end of their useful life or are no longer able to function as intended	Docket 08-10-15W101 (March 2009)
CT	Southern Connecticut Gas	Gas	System Expansion Reconciliation Mechanism	System expansion	Docket 13-06-02 (November 2013)
CT	Torrington Water	Water	Water Infrastructure and Conservation Adjustment	Replacement of infrastructure including mains, valves, services, meters, and hydrants that have reached the end of their useful life or are no longer able to function as intended	Docket 09-06-17W101 (December 2009)
CT	United Water Connecticut	Water	Water Infrastructure and Conservation Adjustment	Replacement of infrastructure including mains, valves, services, meters, and hydrants that have reached the end of their useful life or are no longer able to function as intended	Docket 09-06-17W101 (December 2009)
CT	Yankee Gas Services	Gas	System Expansion Reconciliation Mechanism	System expansion	Docket 13-06-02 (November 2013)
DC	Potomac Electric Power	Electric	Underground Project Charge	Undergrounding of specific feeders	Formal Case 1116 (November 2014)
DC	Washington Gas Light	Gas	Plant Recovery Adjustment	Remediation/replacement of mechanical couplings	Formal Case 1027 (December 2009)
DC	Washington Gas Light	Gas	Accelerated Pipe Replacement Plan Adjustment	Replacement of cast iron mains, bare steel mains and services and "black plastic" services	Formal Case 1115 (January 2015)
DE	Artesian Water	Water	Distribution System Improvement Charge	Replacement of infrastructure (e.g., existing mains, services, meters, and hydrants)	Docket 01-474 (December 2001)
DE	Delmarva Power & Light	Gas	Utility Facility Relocation Charge	Replacements due to mandated relocations that are not otherwise reimbursed	Docket 12-546 (October 2013)
DE	Delmarva Power & Light	Electric	Utility Facility Relocation Charge	Replacements due to mandated relocations that are not otherwise reimbursed	Docket 13-115 (August 2014)
DE	Sussex Shores Water	Water	Distribution System Improvement Charge	Replacement of infrastructure (e.g., existing mains, services, meters, and hydrants)	Docket 01-470 (December 2001)
DE	Tidewater Utilities	Water	Distribution System Improvement Charge	Replacement of infrastructure (e.g., existing mains, services, meters, and hydrants)	Docket 03-210 (May 2003)
DE	United Water Delaware	Water	Distribution System Improvement Charge	Replacement of infrastructure (e.g., existing mains, services, meters, and hydrants)	Docket 01-481 (December 2001)
FL	Chesapeake Utilities	Gas	Gas Reliability Infrastructure Program Tariff	Replacement of bare steel mains and services	Docket 120036-GU (September 2012)
FL	Florida City Gas	Gas	Safety and Access Verification Expedited Program	Replacement of unprotected steel mains, relocation of certain gas mains in rear lot easements	Docket 150116-GU (September 2015)
FL	Florida Power and Light	Electric	Environmental Cost Recovery Clause	Miscellaneous environmental projects	Docket 080281-EI (August 2008)
FL	Florida Power and Light	Electric	Capacity Cost Recovery Clause	Nuclear power	Docket 090009-EI (November 2009)
FL	Florida Power and Light	Electric	Generation Base Rate Adjustment	Generation	Docket 120015-EI (December 2012)
FL	Florida Public Utilities	Gas	Gas Reliability Infrastructure Program Tariff	Replacement of bare steel mains and services	Docket 120036-GU (September 2012)
FL	Gulf Power	Electric	Environmental Cost Recovery Clause	Miscellaneous environmental projects	Docket 930613-EI (January 1994)
FL	Peoples Gas System	Gas	Cast Iron/Bare Steel Replacement Rider	Replacement of bare steel and cast iron pipes	Docket 110320-GU (September 2012)
FL	Progress Energy Florida	Electric	Environmental Cost Recovery Clause	Miscellaneous environmental projects	Docket 050078-EI (September 2005)
FL	Progress Energy Florida	Electric	Capacity Cost Recovery Clause	Nuclear power	Docket 090009-EI (November 2009)
FL	Progress Energy Florida	Electric	Generation Base Rate Adjustment	Generation	Docket 130208 (November 2013)
FL	Tampa Electric	Electric	Environmental Cost Recovery Clause	Miscellaneous environmental projects	Docket 960688-EI (August 1996)
GA	Atlanta Gas Light	Gas	Pipeline Replacement Program Cost Recovery Rider	Replacement of cast iron and bare steel pipe	Docket 29950 as STRIDE tracker in 2009
GA	Atlanta Gas Light	Gas	Strategic Infrastructure Development and Enhancement Surcharge	Pre-1985 plastic mains and services replacement, planned customer expansions, and infrastructure improvements that sustain reliability and operational flexibility	Docket 8516-U and 29950 (October 2009 and August 2013)
GA	Atmos Energy (now Liberty Utilities)	Gas	Pipe Replacement Surcharge	Replace cast iron and bare steel pipe	Docket 12509-U (December 2000)
GA	Georgia Power Company	Electric	Environmental Compliance Cost Recovery	Miscellaneous environmental projects	Docket 25060-U (December 2007)
GA	Georgia Power Company	Electric	Nuclear Construction Cost Recovery	Nuclear generation	Docket 27800, Senate Bill 31
HI	Hawaii Electric Light	Electric	Renewable Energy Infrastructure Program Surcharge	Renewable energy infrastructure	Docket 2007-0416 (December 2009)
HI	Hawaiian Electric Company	Electric	Renewable Energy Infrastructure Program Surcharge	Renewable energy infrastructure	Docket 2007-0416 (December 2009)
HI	Maui Electric	Electric	Renewable Energy Infrastructure Program Surcharge	Renewable energy infrastructure	Docket 2007-0416 (December 2009)
IA	Black Hills Energy	Gas	System Safety Maintenance Adjustment	Replacement of steel and pvc pipe, relocations mandated by local governments	Docket RPU-2012-0004 (March 2013)
ID	PacifiCorp	Electric	Energy Cost Adjustment Mechanism	Lake Side II generation facility	Case PAC-E-13-04 (October 2013)

Table 2 continued

Jurisdiction	Company Name	Services Included	Tracker Name	Eligible Investments	Case Reference
IL	Ameren Illinois	Gas	Rider Qualifying Infrastructure Plant	Replacement of prone to leak distribution and transmission pipe, installation of AMI and communications infrastructure, replacing or installing transmission or distribution facilities to establish over-pressure protection, replacement of difficult to locate mains and services, replacement of high pressure transmission pipelines without a recorded maximum allowable operating pressure, replacements to facilitate an upgrade from a low pressure system to a high pressure system	Docket 14-0573 (January 2015)
IL	Consumers Illinois Water Company (Kankakee, Vermilion, Woodhaven Districts)	Water	Qualifying Infrastructure Plant Surcharge Rider	Replacement of non-revenue producing infrastructure (e.g., existing mains, services, meters, and hydrants)	Docket 01-0561 (December 2001)
IL	Illinois-American Water (Chicago Metro Division)	Water	Qualifying Infrastructure Plant Surcharge Rider	Replacement of non-revenue producing infrastructure (e.g., existing mains, services, meters, and hydrants)	Docket 09-0251 (March 2010)
IL	Illinois-American Water (Single Tariff Pricing Zone)	Water	Qualifying Infrastructure Plant Surcharge Rider	Replacement of non-revenue producing infrastructure (e.g., existing mains, services, meters, and hydrants)	Docket 04-0336 (December 2004)
IL	Northern Illinois Gas	Gas	Rider Qualifying Infrastructure Plant	Replacement of cast iron pipe, non-cast iron pipe, and copper services; relocation of meters from inside customers' premises; upgrading of system from low pressure to medium pressure; replacement or installation of regulator stations, regulators, valves and associated facilities to establish over-pressure protection	Docket 14-0292 (July 2014)
IL	Peoples Gas Light & Coke	Gas	Rider Qualifying Infrastructure Plant	Replacement of cast and ductile iron, relocation of meters from inside customers' premises, upgrading of system from low pressure to medium pressure, replacement of high pressure transmission pipelines at higher risk of failure or lacking records, installation of regulator stations to establish over-pressure protection	Docket 13-0534 (January 2014)
IN	Duke Energy Indiana	Electric	Qualified Pollution Control Property	Miscellaneous environmental projects	Cause 41744 (February 2001)
IN	Duke Energy Indiana	Electric	Integrated Coal Gasification Combined Cycle Generating Facility Revenue Recovery Adjustment	Integrated gasification combined cycle generating plant	Docket 43114 (November 2007)
IN	Indiana Michigan Power	Electric	Clean Coal Technology Rider	Miscellaneous environmental projects	Cause 43636 (June 2009)
IN	Indiana Water Service	Water	Distribution System Improvement Charge	Replacement of non-revenue producing infrastructure (e.g., existing mains, services, meters, and hydrants)	Cause 42743 DSIC-1 (December 2004)
IN	Indiana-American Water	Water	Distribution System Improvement Charge	Replacement of non-revenue producing infrastructure (e.g., existing mains, services, meters, and hydrants)	Cause 42351 DSIC-1 (February 2003)
IN	Indianapolis Power & Light	Electric	Environmental Compliance Cost Recovery	Miscellaneous environmental projects	Cause 42170 (November 2002)
IN	Northern Indiana Public Service	Electric	Environmental Cost Recovery Mechanism	Miscellaneous environmental projects	Cause 42150 (November 2002)
IN	Northern Indiana Public Service	Electric	Transmission, Distribution & Storage System Improvement Charge	Investments to maintain the capacity deliverability of system and replacement of aging infrastructure, economic development	Cause 44370 and 44371 (February 2014)
IN	Northern Indiana Public Service	Gas	Distribution System Improvement Charge	Gas system deliverability and system integrity projects, rural main extensions	Cause 44403 TDSIC 1 (January 2015)
IN	Utility Center Inc.	Water	Distribution System Improvement Charge	Replacement of non-revenue producing infrastructure (e.g., existing mains, services, meters, and hydrants)	Docket 42416 DSIC-1 (June 2003)
IN	Vectren Energy Delivery (Indiana Gas and Southern Indiana Gas & Electric)	Gas	Compliance and System Improvement Adjustment	System and pressure improvements, storage operations, instrumentation and communications equipment, public improvement projects, service replacements, and economic development	Cause 44429 (August 2014)
KS	Atmos Energy	Gas	Gas System Reliability Surcharge	Replacement of mains, valves, service lines, regulator stations, vaults, other pipeline components or relocations	Docket 10-ATMG-133-TAR (December 2009)
KS	Black Hills Energy (Aquila)	Gas	Gas System Reliability Surcharge	Replacement of mains, valves, service lines, regulator stations, vaults, other pipeline components or relocations	Docket 08-AQLG-852-TAR (July 2008)
KS	Kansas Gas Service	Gas	Gas System Reliability Surcharge	Replacement of mains, valves, service lines, regulator stations, vaults, other pipeline components or relocations	Docket 10-KGSG-155-TAR (December 2009)
KS	Midwest Energy	Gas	Gas System Reliability Surcharge	Replacement of mains, valves, service lines, regulator stations, vaults, other pipeline components or relocations	Docket 09-MDWE-722-TAR (May 2009)
KY	Atmos Energy	Gas	Pipe Replacement Program Rider	Replacement of bare steel service lines, curb valves, meter loops, and mandated relocations	Docket 2009-00354 (May 2010)
KY	Columbia Gas	Gas	Advanced Main Replacement Rider	Replacement of cast iron and bare steel mains and services	Docket 2009-00141 (September 2009)
KY	Delta Natural Gas	Gas	Pipe Replacement Program Surcharge	Replacement of bare steel pipe, service lines, curb valves, meter loops, and mandated pipe relocations	Case 2010-00116 (October 2010)
KY	Kentucky Power	Electric	Environmental Cost Recovery Surcharge	Miscellaneous environmental projects	Docket 2002-00169 (March 2003)
KY	Kentucky Utilities	Electric	Environmental Cost Recovery Surcharge	Miscellaneous environmental projects	Case 93-465 (July 1994)
KY	Louisville Gas & Electric	Electric	Environmental Cost Recovery Surcharge	Miscellaneous environmental projects	Case 94-332 (April 1995)
KY	Louisville Gas & Electric	Gas	Gas Line Tracker	Replacement and transfer of ownership of customer owned service risers	Case 2012-00222 (December 2012)
LA	Cleco Power	Electric	Infrastructure and Incremental Costs Recovery	Projects to be determined in subsequent filings to Commission	Docket U-30689 and U-32779 (October 2010 and June 2014)
LA	Entergy Gulf States Louisiana	Electric	Formula Rate Plan-3	Acquisition of generating facility, new generating facility or refurbishment of existing generating facility if the revenue requirement related to the project exceeds \$10 million	Docket U-32707 (December 2013)
LA	Entergy Louisiana	Electric	Formula Rate Plan 7	Cost of Ninemile 6 natural gas generating facility; New generating facility, acquisition of a generating facility, or refurbishment of existing generating facility if the revenue requirement related to the project exceeds \$10 million	Docket U-32708 and 31971 (January 2014 and April 2012)
MA	Bay State Gas	Gas	Targeted Infrastructure Recovery Factor	Replacement of bare steel mains and services	DPU 09-30
MA	Bay State Gas	Gas	Gas System Enhancement Adjustment Factor	Replacement of non-cathodically protected steel, cast iron, and wrought iron mains and associated services, service tie-ins, encroached pipe, and meters	DPU 14-134
MA	Berkshire Gas	Gas	Gas System Enhancement Adjustment Factor	Replacement of non-cathodically protected steel, cast iron mains and associated services, encroached pipe, and meter sets composed of non-cathodically protected steel, cast iron or copper	DPU 14-131
MA	Fitchburg Gas & Electric Light	Gas	Gas System Enhancement Adjustment Factor	Replacement of cast main and unprotected steel mains and services and encroached pipe	DPU 14-130

Table 2 continued

Jurisdiction	Company Name	Services Included	Tracker Name	Eligible Investments	Case Reference
MA	Massachusetts Electric	Electric	Net CapEx Factor	Potentially all distribution investments	DPU 09-39
MA	Massachusetts Electric	Electric	Solar Cost Adjustment Provision	Solar generation	DPU 09-38
MA	Massachusetts Electric	Electric	Smart Grid Adjustment Provision	Pilot smart grid investments including AMI, high speed communications network, in-home energy management devices, distribution automation, advanced capacitor control, advanced grid monitoring, remote fault indicators	DPU 11-129
MA	Nantucket Electric	Electric	Solar Cost Adjustment Provision	Solar generation	DPU 09-38
MA	Nantucket Electric	Electric	Smart Grid Adjustment Provision	Pilot smart grid investments including AMI, high speed communications network, in-home energy management devices, distribution automation, advanced capacitor control, advanced grid monitoring, remote fault indicators	DPU 11-129
MA	National Grid (Boston-Essex Gas and Colonial Gas)	Gas	Targeted Infrastructure Recovery Factor	Replacement of bare steel, cast iron, and wrought iron mains, services, meters, meter installations, and house regulators	DPU 10-55
MA	National Grid (Boston-Essex Gas and Colonial Gas)	Gas	Gas System Enhancement Adjustment Factor	Replacement of non-cathodically protected steel, cast iron, and wrought iron mains and associated services, inside services, service tie-ins, encroached pipe, and meters	DPU 14-132
MA	New England Gas	Gas	Targeted Infrastructure Recovery Factor	Replacement of non-cathodically protected steel mains and services and small diameter cast-iron and wrought iron	DPU 10-114
MA	New England Gas	Gas	Gas System Enhancement Adjustment Factor	Replacement of non-cathodically protected steel, cast iron, and wrought iron mains and associated services, inside services, service tie-ins, encroached pipe, and meters	DPU 14-133
MA	NSTAR Electric	Electric	Capital Projects Scheduling List	Stray voltage inspection survey and remediation program; double pole inspections, replacements, and restorations; and manhole inspection, repair, and upgrade	DTE 05-85 and DPU 10-70-B
MA	NSTAR Electric	Electric	Smart Grid Adjustment Factor	Smart grid pilot	DPU-09-33
MA	Western Massachusetts Electric	Electric	Solar Program Cost Adjustment	Solar generation	DPU 09-05
MD	Baltimore Gas & Electric	Electric	Electric Reliability Investment Surcharge	Upgrades to improve poorest performing feeders, selective undergrounding, expanded recloser development on 13kV and 34 kV lines, diverse routing of 34 kV supply circuits	Case 9326 (December 2013)
MD	Baltimore Gas & Electric	Gas	Strategic Infrastructure Development and Enhancement Program	Replacement of bare steel mains and services, cast iron mains, copper services, and pre-1982 plastic "Ski Bar" risers	Case 9331 (January 2014)
MD	Columbia Gas of Maryland	Gas	Strategic Infrastructure Development and Enhancement Program	Replacement of bare steel and cast iron mains and bare steel services	Case 9332 (August 2014)
MD	Delmarva Power & Light	Electric	Grid Resiliency Charge	Feeder hardening	Case 9317 (September 2013)
MD	Potomac Electric Power	Electric	Grid Resiliency Charge	Feeder hardening	Case 9311 (July 2013)
MD	Washington Gas Light	Gas	Strategic Infrastructure Development and Enhancement Program Rider	Replacement of bare and unprotected steel mains and services, targeted copper and pre-1975 plastic services, mechanically coupled pipe main and services, and cast iron mains	Case 9335 (May 2014)
ME	Central Maine Power	Electric	Customer Relationship Management & Billing Rate Adjustment	Customer relationship management & billing system replacement	Docket 2015-00040 (October 2015)
ME	Maine Water Company	Water	Water Infrastructure Charge	Replacement of stationary physical plant assets needed to operate a water system	Various orders separately issued for operating divisions
ME	Northern Utilities	Gas	Targeted Infrastructure Recovery Adjustment	Cast iron, bare steel, and unprotected coated steel mains and services replacements, replacement of farm tap regulators	Docket 2013-00133 (December 2013)
MI	Consumers Energy	Gas	Enhanced Infrastructure Replacement Program	Cast iron replacements	Case U-17643 (January 2015)
MI	Michigan Consolidated Gas (now DTE Gas)	Gas	Infrastructure Recovery Mechanism	Replacement of cast iron mains, replacement of indoor meters with outdoor meters, pipeline integrity projects designed to comply with federal and state safety standards	Case U-16999 (April 2013)
MI	SEMCO Gas	Gas	Main Replacement Rider	Replacement of cast iron and unprotected steel mains and service lines	Case U-16169 and U-17824 (January 2011 and June 2015)
MN	Interstate Power & Light	Electric	Renewable Energy Recovery Adjustment	Renewable generation	Docket M-10-312 (December 2013)
MN	Minnesota Power	Electric	Arrowhead Regional Emission Abatement Rider	Miscellaneous environmental projects	Docket M-05-1678 (June 2006)
MN	Minnesota Power	Electric	Transmission Cost Recovery Rider	Incremental transmission investment	Docket M-07-965 (December 2007)
MN	Minnesota Power	Electric	Renewable Resource Rider	Renewable generation	Docket M-10-273 (July 2010)
MN	Minnesota Power	Electric	Rider for Boswell Unit 4 Emission Reduction	Miscellaneous environmental projects	Docket M-12-920 (November 2013)
MN	Northern States Power (Xcel Energy)	Electric	Metropolitan Emissions Reduction Project (later called Environmental Improvement Rider)	Miscellaneous environmental projects	Docket M-02-633 (March 2004)
MN	Northern States Power (Xcel Energy)	Electric	Transmission Cost Recovery Rider	Incremental transmission investment	Docket M-06-1103 (November 2006)
MN	Northern States Power (Xcel Energy)	Electric	Renewable Energy Standard Cost Recovery Rider	Renewable generation	M-07-872 (March 2008)
MN	Northern States Power (Xcel Energy)	Gas	State Energy Policy Rider	Cast iron replacements	Docket M-08-261 (November 2008)
MN	Northern States Power (Xcel Energy)	Electric	Mercury Cost Recovery Rider	Miscellaneous environmental projects	Docket M-09-847 (November 2009)
MN	Otter Tail Power	Electric	Renewable Resource Cost Recovery Rider	Renewable generation	Docket M-08-119 (August 2008)
MN	Otter Tail Power	Electric	Transmission Cost Recovery Rider	Incremental transmission investment	Docket M-09-881 (January 2010)
MO	AmerenUE	Gas	Infrastructure System Replacement Surcharge	Replacement of mains, valves, service lines, regulator stations, vaults, other pipeline components or relocations	Case GT-2008-0184 (February 2008)
MO	Atmos Energy	Gas	Infrastructure System Replacement Surcharge	Replacement of mains, valves, service lines, regulator stations, vaults, other pipeline components or relocations	Docket GO-2009-0046 (October 2008)
MO	Laclede Gas	Gas	Infrastructure System Replacement Surcharge	Replacement of mains, valves, service lines, regulator stations, vaults, other pipeline components or relocations	Docket GR-2007-0208 (July 2007)
MO	Missouri American Water	Water	Infrastructure System Replacement Surcharge	Replacement of mains, associated valves and hydrants, main cleaning and refining projects	Case WO-2004-0116 (December 2003)
MO	Missouri Gas Energy	Gas	Infrastructure System Replacement Surcharge	Replacement of mains, valves, service lines, regulator stations, vaults, other pipeline components or relocations	Docket GR-2009-0355 (February 2010)

Table 2 continued

Jurisdiction	Company Name	Services Included	Tracker Name	Eligible Investments	Case Reference
MS	Atmos Energy	Gas	Supplemental Growth Rider	Extraordinary service expansions to new industrial customers for economic development	Docket 2013-UN-23 (July 2013)
MS	Centerpoint Energy	Gas	Supplemental Growth Rider	Extraordinary service expansions to new commercial and industrial customers for economic development	Docket 13-UN-214 (October 2013)
MS	Mississippi Power	Electric	Environmental Compliance Overview Plan Rate	Miscellaneous environmental projects	Docket 92-UA-0058 and 92-UN-0059 (July 1992)
MT	Northwestern Energy	Electric	NA - Amounts recovered through electric supply service rates	Generation	Docket D.2008.6.69 (November 2008)
MT	Northwestern Energy	Gas	Natural Gas Supply Tracker	Battle Creek natural gas production resources	Docket D2012.3.25 (November 2012)
NC	Aqua North Carolina	Water	Water System Improvement Charge	Replacement of distribution system mains, valves, services, meters, and hydrants, main extensions, projects to comply with primary drinking water standards, unreimbursed facility relocation costs due to highways	Docket W-218, Sub 363 (May 2014)
NC	Aqua North Carolina	Water	Sewer System Improvement Charge	Replacement of pumps, motors, blowers, and other mechanical equipment, collection main extensions designed to implement solutions to wastewater problems, improvements necessary to reduce inflow and infiltration to the collection systems as required by state and federal law and regulations, unreimbursed costs of highway relocations	Docket W-218, Sub 363 (May 2014)
NC	Carolina Water Service	Water	Water System Improvement Charge	Replacement of distribution system mains, valves, services, meters, and hydrants, main extensions, projects to comply with primary drinking water standards, unreimbursed facility relocation costs due to highways	Docket W-354, Sub 336 (March 2014)
NC	Carolina Water Service	Water	Sewer System Improvement Charge	Replacement of pumps, motors, blowers, and other mechanical equipment, collection main extensions designed to implement solutions to wastewater problems, improvements necessary to reduce inflow and infiltration to the collection systems as required by state and federal law and regulations, unreimbursed costs of highway relocations	Docket W-354, Sub 336 (March 2014)
NC	Piedmont Natural Gas	Gas	Integrity Management Rider	Investments driven by federal pipeline safety and integrity requirements	Docket G-9, Sub 631 (December 2013)
ND	Montana-Dakota Utilities	Electric	Environmental Cost Recovery Tariff	Miscellaneous environmental projects	Case PU-13-85 (December 2013)
ND	Montana-Dakota Utilities	Electric	Generation Resource Recovery Rider Tariff	New Generation	Case PU-14-108 (August 2014)
ND	Northern States Power- MN	Electric	Transmission Cost Rider	Transmission projects	Case PU-12-813 (February 2014)
ND	Northern States Power- MN	Electric	Renewable Energy Rider	North Dakota based renewable generation	Case PU-12-813 (February 2014)
ND	Otter Tail Power	Electric	Renewable Resource Rider	Renewables	Case PU-06-466 (May 2008)
ND	Otter Tail Power	Electric	Transmission Facility Cost Recovery Tariff	Transmission investments required to serve retail customers	Case PU-11-682 (April 2012)
ND	Otter Tail Power	Electric	Environmental Cost Recovery Tariff	Miscellaneous environmental projects	Case PU-13-84 (December 2013)
NE	Black Hills Nebraska Gas Utility	Gas	Infrastructure System Replacement Recovery Charge	Non-revenue increasing projects to replace existing assets	Application NG-0074
NE	SourceGas Distribution	Gas	Pipeline Replacement Charge	Projects entering service before May 2014 that are installed to comply with safety requirements as replacements for existing facilities, projects that will extend the useful life of existing assets or enhance pipeline integrity, facility relocations	Application NG-0072 (June 2013)
NE	SourceGas Distribution	Gas	System Safety and Integrity Rider	Projects entering service after April 2014 that comply with federal regulations including transmission and distribution integrity management plans or are facility relocations costing \$20,000 or more	Application NG-0078 (October 2014)
NH	Aquarion Water of New Hampshire	Water	Water Infrastructure and Conservation Adjustment Charge	Projects to upgrade or replace non-revenue producing assets including main, valve, and hydrant replacement, main cleaning and relining, and non-reimbursable relocations	Docket DW 08-098 (September 2009)
NH	Energy North	Gas	Cast Iron/Bare Steel Replacement Program	Replacement of cast iron and bare steel pipe	Docket DG-107 (June 2007)
NH	Granite State Electric	Electric	Reliability Enhancement Plan Capital Investment Allowance	Feeder hardening and asset replacement	Docket DG-107 (June 2007)
NH	Public Service Company of New Hampshire	Electric	Energy Service	Miscellaneous environmental projects	DE 11-250 (April 2012)
NH	Public Service Company of New Hampshire	Electric	Reliability Enhancement Plan Elizabethtown Natural Gas Distribution Utility Reinforcement Effort	Reliability improvements	DE 09-035, DE 11-250, and DE 14-238 (June 2015)
NJ	Elizabethtown Gas	Gas	Reliability Enhancement Plan Elizabethtown Natural Gas Distribution Utility Reinforcement Effort	System hardening	Docket GO13090826 (July 2014)
NJ	New Jersey American Water	Water	Distribution System Improvement Charge	Incremental non-revenue water main replacement, rehabilitation, or mandated relocation projects, service line replacements, valve and hydrant replacement	Docket WR12070669 (October 2012)
NJ	New Jersey Natural Gas	Gas	New Jersey Reinvestment in System Enhancement	Storm hardening projects	Docket GR13090828 (July 2014)
NJ	Public Service Electric and Gas	Electric	Solar Generation Investment Program	Solar generation	Docket EO09020125 (August 2009)
NJ	Public Service Electric and Gas	Electric & Gas	Capital Infrastructure Investment Program	Electric: reliability upgrades & feeder replacement, Gas: replacement of cast iron & bare steel mains and services	Dockets GO09010050, EO11020088, GO10110862 (April 2009 and July 2011)
NJ	Public Service Electric and Gas	Electric & Gas	Energy Strong Adjustment Mechanism	Electric: substation flood mitigation, grid reconfiguration strategies, and smart grid; Gas: Metering and regulating station flood mitigation, replacement of utilization pressure cast iron in flood prone areas	Docket EO13020155, GO13020156 (May 2014)
NJ	South Jersey Gas	Gas	Storm Hardening and Reliability Program	Replacement of low pressure mains and services with high pressure mains and services, removal of regulator stations, installation of excess flow valves in coastal areas	Docket GO13090814 (August 2014)
NJ	United Water New Jersey	Water	Distribution System Improvement Charge	Repair, replace, and/or clean mains, replace valves, hydrants, and service lines	Docket WR12080724 (October 2012)
NV	Southwest Gas	Gas	Gas Infrastructure Replacement Mechanism	Early vintage pipe replacements, conversion of master metered customers to individual meters	Docket 14-10002 (December 2014)



Table 2 continued

Jurisdiction	Company Name	Services Included	Tracker Name	Eligible Investments	Case Reference
NY	Corning Natural Gas	Gas	Safety and Reliability Charge	Replacement of leak prone pipe and ancillary costs to maintain a safe and reliable system	Case 11-G-0280 (October 2015)
NY	Keyspan Energy Long Island	Gas	Leak Prone Pipe Surcharge	Accelerated leak prone pipe removal program	Case 12-G-0214 (December 2014 and March 2015)
NY	Long Island American Water	Water	System Improvement Charge	Iron removal, storage tank rehabilitation, suction well rehabilitation at selected plants, customer information system	Case 11-W-0200 (March 2012)
NY	United Water New Rochelle	Water	Long Term Main Renewal Project	Cleaning and relining of mains	Case 99-W-0948 (August 2000)
NY	United Water New York	Water	Underground Infrastructure Renewal Program	Replacement of infrastructure including mains, valves, services, meters, and hydrants	Case 06-W-0131 (December 2006)
NY	United Water New York	Water	New Water Supply Source Surcharge	Projects to provide new sources of water in the short and long term	Case 06-W-0131 (December 2006)
OH	Aqua Ohio	Water	System Infrastructure Improvement Surcharge	Replacement of service lines, mains, hydrants, valves, main extensions to resolve documented water supply problems	Case 04-1824-WW-SIC (March 2005)
OH	Cleveland Electric Illuminating	Electric	Rider AMI	Ohio Site Deployment	Cases 09-1820-EL-ATA and 12-1230-EL-SSO
OH	Cleveland Electric Illuminating	Electric	Delivery Capital Recovery Rider	Distribution, subtransmission, general, and intangible plant not included in most recent rate case	Case 10-388-EL-SSO (August 2010)
OH	Columbia Gas	Gas	Infrastructure Replacement Program Rider	Replacement of cast iron and bare steel mains & services, AMI	Cases 08-0072-GA-AIR, 08-0073-GA-ALT, 08-0074-GA-AAM, and 08-0075-GA-AAM (December 2008); Case 09-1036-GA-RDR (April 2010)
OH	Duke Energy Ohio	Gas	Accelerated Main Replacement Program Rider	Replacement of bare steel and cast iron mains and services and faulty risers	1478-GA-ALT, and 01-1539-GA-AAM (May 2002); 07-0589-GA-AIR 07-0590-GA-ALT 07-0591-GA-AAM (May 2008)
OH	Duke Energy Ohio	Gas	Advanced Utility Rider	Gas AMI	Cases 07-0589-GA-AIR, 07-0590-GA-ALT, and 07-0591-GA-AAM (May 2008)
OH	Duke Energy Ohio	Electric	Infrastructure Modernization Distribution Rider	Electric AMI	Cases 08-920-EL-SSO and 08-921-EL-AAM and 08-922-EL-UNC and 08-923-EL-ATA (December 2008)
OH	Duke Energy Ohio	Electric	Distribution Capital Investment Rider	Distribution capital investments not recovered through other trackers	Case 14-841-EL-SSO (April 2015)
OH	East Ohio Gas d/b/a Dominion East Ohio	Gas	Pipeline Infrastructure Replacement Rider	Bare steel and cast iron pipelines & faulty riser replacements	Case 08-169-GA-ALT (October 2008)
OH	East Ohio Gas d/b/a Dominion East Ohio	Gas	Automated Meter Reading Charge	AMR	Cases 07-0829-GA-AIR and 06-1453-GA-UNC (October 2008); Case 09-38-GA-UNC (May 2009); Case 09-1875-GA-RDR (May 2010)
OH	Ohio American Water	Water	System Improvement Charge	Non-revenue producing service lines, hydrants, mains, valves, main extensions that improve supply problems, main cleaning	Case 05-577-WW-SIC (August 2005)
OH	Ohio Edison	Electric	Rider AMI	Ohio Site Deployment	Cases 09-1820-EL-ATA and 12-1230-EL-SSO
OH	Ohio Edison	Electric	Delivery Capital Recovery Rider	Distribution, subtransmission, general, and intangible plant not included in most recent rate case (filed in 2007)	Case 10-388-EL-SSO (August 2010)
OH	Ohio Power	Electric	Distribution Investment Rider	Net distribution capital additions since the date certain of most recent rate case not recovered through other riders	Case 11-346-EL-SSO
OH	Ohio Power	Electric	GridSMART Rider (Phase I)	Smart grid	Case 08-917-EL-SSO and 08-918-EL-SSO (March 2009)
OH	Toledo Edison	Electric	Rider AMI	Ohio Site Deployment	Cases 09-1820-EL-ATA and 12-1230-EL-SSO
OH	Toledo Edison	Electric	Delivery Capital Recovery Rider	Power distribution, subtransmission, general, and intangible plant not included in most recent rate case (filed in 2007)	Case 10-388-EL-SSO (August 2010)
OH	Vectren Energy Delivery	Gas	Distribution Replacement Rider	Replacement of cast iron and bare steel mains and services	Cases 07-1081-GA-ALT, 07-1080-GA-AIR and 08-0632-GA-AAM (January 2009)
OK	Oklahoma Gas & Electric	Electric	System Hardening Recovery Rider	Undergrounding and other circuit hardening	Cause PUD 20080387, Order 567670 (May 2009)
OK	Oklahoma Gas & Electric	Electric	Smart Grid Rider	Smart grid	Cause PUD 201000029 (July 2010)
OK	Oklahoma Gas & Electric	Electric	Crossroads Rider	Crossroads Wind Farm	Cause PUD 201000037 (July 2010)
OK	Public Service Company of Oklahoma	Electric	System Reliability Rider	Grid resiliency projects	Cause PUD 201300202 (January 2014)
OK	Public Service Company of Oklahoma	Electric	Advanced Metering Infrastructure Tariff	Advanced metering infrastructure deployment	Cause PUD 201300217 (April 2015)
OR	Northwest Natural Gas	Gas	System Integrity Program	Bare steel replacement, transmission integrity management program, distribution integrity management program	Docket UM 1406, Order 09-067 (March 2009)
OR	PacifiCorp	Electric	Renewable Adjustment Clause	Renewable generation	Docket UM 1330 (December 2007)
OR	PacifiCorp	Electric	Lake Side 2 Tariff Rider	Generation	Docket UE 263, Order 13-474 (December 2013)
OR	PacifiCorp	Electric	M2O Transmission Rider	Mona to Oquirrh transmission line only if line is placed into service within 6 months of May 31, 2013	Docket UE 246, Orders 12-493 and 13-195 (December 2012 and May 2013)
OR	Portland General Electric	Electric	Renewable Adjustment Clause	Renewable generation	Docket UM 1330 (December 2007)
PA	Columbia Gas	Gas	Distribution System Improvement Charge	Replacement of cast iron, bare steel, and first generation plastic mains and services, install excess flow valves, install or relocate automated meters, and replace risers, meter bars, and service regulators	P-2012-2338282 (March 2013)
PA	Columbia Water Company	Water	Distribution System Improvement Charge	Non-expense reducing, non-revenue producing infrastructure replacement projects (e.g., mains, meters, services)	Docket P-00021979
PA	Duquesne Light	Electric	Smart Meter Charge Rider	AMI	Docket M-2009-2123948 (April 2010)
PA	Equitable Gas	Gas	Distribution System Improvement Charge	Non-expense reducing, non-revenue producing infrastructure replacement projects (e.g., mains, meters, services)	Docket P-2013-2342745 (July 2013)
PA	Metropolitan Edison	Electric	Smart Meters Technologies Charge	AMI	Docket M-2009-2123950 (April 2010)

Table 2 continued

Jurisdiction	Company Name	Services Included	Tracker Name	Eligible Investments	Case Reference
PA	PECO	Electric	Smart Meter Cost Recovery Rider	AMI	Docket M-2009-2123944 (April 2010)
PA	PECO	Electric	Distribution System Improvement Charge	Storm hardening and resiliency measures, underground cable replacement, substation retirements, and facility relocations	Docket P-2015-2471423 (October 2015)
PA	PECO	Gas	Distribution System Improvement Charge	Non-expense reducing, non-revenue producing infrastructure replacement projects (e.g., mains, meters, services)	Docket P-2013-2347340 (September 2015)
PA	Pennsylvania Electric	Electric	Smart Meters Technologies Charge	AMI	Docket M-2009-2123950 (April 2010)
PA	Pennsylvania Power	Electric	Smart Meters Technologies Charge	AMI	Docket M-2009-2123950 (April 2010)
PA	Pennsylvania-American Water	Water	Distribution System Improvement Charge	Non-expense reducing, non-revenue producing infrastructure replacement projects (e.g., mains, meters, services)	Docket P-000961031 (August 1996)
PA	Peoples Natural Gas	Gas	Distribution System Improvement Charge	Non-expense reducing, non-revenue producing infrastructure replacement projects (e.g., mains, meters, services)	Docket P-2013-2344596 (May 2013)
PA	Peoples TWP	Gas	Distribution System Improvement Charge	Non-expense reducing, non-revenue producing infrastructure replacement projects (e.g., mains, meters, services)	Docket P-2013-2344595 (May 2013)
PA	Philadelphia Gas Works	Gas	Distribution System Improvement Charge	Non-expense reducing, non-revenue producing infrastructure replacement projects (e.g., mains, meters, services)	Docket P-2012-2337737 (April 2013)
PA	Philadelphia Suburban Water	Water	Distribution System Improvement Charge	Non-expense reducing, non-revenue producing infrastructure replacement projects (e.g., mains, meters, services)	Docket P-00961035 (August 1996)
PA	PPL Electric Utilities	Electric	Act 129 Compliance Rider	AMI	Docket M-2009-2123945 (January 2010)
PA	PPL Electric Utilities	Electric	Distribution System Improvement Charge	Non-expense reducing, non-revenue producing infrastructure replacement projects (e.g., poles, wires)	Docket P-2012-2325034 (May 2013)
PA	UGI Central Penn Gas	Gas	Distribution System Improvement Charge	Non-expense reducing, non-revenue producing infrastructure replacement projects (e.g., mains, meters, services)	Docket P-2013-2398835 (September 2014)
PA	UGI Penn Natural Gas	Gas	Distribution System Improvement Charge	Non-expense reducing, non-revenue producing infrastructure replacement projects (e.g., mains, meters, services)	Docket P-2013-2397056 (September 2014)
PA	West Penn Power	Electric	Smart Meter Surcharge	AMI	Docket M-2009-2123951 (June 2011)
RI	Narragansett Electric (electric operations)	Electric	Electric Infrastructure, Safety, and Reliability Plan Factor	Replacements and load growth	Docket 4218 (December 2011)
RI	Narragansett Electric (gas operations)	Gas	Gas Infrastructure, Safety, and Reliability Plan Factor	Previous accelerated capital replacement program investments plus main and service replacements and reliability investments	Docket 4219 (September 2011)
SC	South Carolina Electric & Gas	Electric	NA	Nuclear generation	Docket 2008-196-E (March 2009)
SD	Black Hills Power	Electric	Environmental Improvement Adjustment tariff	Miscellaneous environmental projects	Docket EL11-001
SD	Black Hills Power	Electric	Phase in plan rate	Gas-fired generation	Docket EL12-062 (September 2013)
SD	Northern States Power- MN	Electric	Environmental Cost Recovery Tariff	Miscellaneous environmental projects	Docket EL07-026 (January 2009)
SD	Northern States Power- MN	Electric	Transmission Cost Recovery Tariff	Transmission	Docket EL07-007 (January 2009)
SD	Northern States Power- MN	Electric	Infrastructure Rider	Generation	Docket EL 12-046 (April 2013)
SD	Otter Tail Power	Electric	Transmission Cost Recovery Tariff	Retail sales portion of specific transmission projects	Docket EL 10-015 (November 2011)
SD	Otter Tail Power	Electric	Environmental Quality Cost Recovery Tariff	Miscellaneous environmental projects	Docket EL 14-082 (December 2014)
TN	Piedmont Natural Gas	Gas	Integrity Management Rider	Distribution and transmission integrity management planning as required by the US Department of Transportation	Docket 13-00118 (May 2014)
TX	AEP Texas Central	Electric	Advanced Metering System Surcharge	AMI	Docket 36928
TX	AEP Texas North	Electric	Advanced Metering System Surcharge	AMI	Docket 36928
TX	Atmos Energy Mid Tex	Gas	Gas Reliability Infrastructure Program	Incremental investment in new and replacement pipe, pipeline integrity including mains replacement	Texas Utilities Code 104.301 and Gas Utilities Docket 9615
TX	Atmos Energy Pipelines	Gas	Gas Reliability Infrastructure Program	Incremental investment in new and replacement pipe, pipeline integrity including mains replacement	Gas Utilities Dockets 9615 and 10640
TX	Atmos Energy West Texas Division	Gas	Gas Reliability Infrastructure Program	Incremental investment in new and replacement pipe, pipeline integrity including mains replacement	Texas Utilities Code 104.301 and Gas Utilities Docket 9608
TX	Centerpoint Energy Entex - Houston Division	Gas	Gas Reliability Infrastructure Program	Incremental investment in new and replacement pipe, pipeline integrity including mains replacement	Texas Utilities Code 104.301 and Gas Utilities Docket 10067
TX	Centerpoint Energy Houston Electric	Electric	Advanced Metering System Surcharge	AMI	Docket 35620 (August 2008)
TX	Centerpoint Energy Houston Electric	Electric	Distribution Cost Recovery Factor	Change in net distribution rate base since last rate case	Docket 44572 (August 2015)
TX	Oncor Electric Delivery	Electric	Advanced Metering System Surcharge	AMI	Docket 35718 (August 2008)
TX	Texas-New Mexico Power	Electric	Advanced Metering System Surcharge	AMI	Docket 38306 (July 2011)
UT	Questar Gas	Gas	Infrastructure Rate Adjustment Tracker	Replacement of aging high-pressure feeder lines	Docket 09-057-16 (June 2010)
VA	Appalachian Power	Electric	Environmental & Reliability Cost Recovery Surcharge	Miscellaneous environmental & reliability projects	Docket PUE-2007-00069 (December 2007)
VA	Appalachian Power	Electric	Environmental Rate Adjustment Clause	Miscellaneous environmental projects	Case PUE-2011-00035 (November 2011)
VA	Appalachian Power	Electric	Generation Rate Adjustment Clause	Dresden plant	Docket PUE-2011-00036 (January 2012)
VA	Atmos Energy	Gas	Infrastructure Reliability and Replacement Adjustment	Replacement of first generation plastic pipe and service lines and bare steel mains and services	Case PUE-2012-00049 (August 2012)
VA	Columbia Gas of Virginia	Gas	SAVE Rider	Replacement of bare steel and cast iron mains, some early plastic pipe, isolated bare steel services, and risers prone to failure	Case PUE-2011-00049 (November 2011)
VA	Roanoke Gas Company	Gas	SAVE Rider	Replacement of cast iron mains, bare steel mains and services and pre-1973 plastic pipe	Case PUE-2012-00030 (August 2012)
VA	Virginia Electric Power	Electric	Rider S	Virginia City Hybrid Energy Center	Case PUE-2007-00066 (March 2008)
VA	Virginia Electric Power	Electric	Rider R	Bear Garden Generating Station	Case PUE-2009-00017 (March 2010)
VA	Virginia Electric Power	Electric	Rider W	Warren County Power Station	Case PUE-2011-00042 (February 2012)
VA	Virginia Electric Power	Electric	Rider B	Biomass conversions	Case PUE-2011-00073 (March 2012)
VA	Virginia Electric Power	Electric	Rider BW	Brunswick County Power Station (natural gas combined cycle generating station)	Case PUE-2012-00128 (August 2013)

Table 2 continued

Jurisdiction	Company Name	Services Included	Tracker Name	Eligible Investments	Case Reference
VA	Virginia Natural Gas	Gas	SAVE Rider	Replacement of first generation plastic mains, cast and wrought iron mains, bare and ineffectively coated steel mains, and service lines installed prior to 1971	Case PUE-2012-00012 (June 2012)
VA	Washington Gas Light	Gas	SAVE Rider	Replacement of bare and unprotected steel services and mains, mechanically coupled pipe, copper services, cast iron main, and pre-1975 plastic services	Cases PUE-2010-00087 and PUE-2012-00096 (April 2011 and November 2012)
WA	Cascade Natural Gas	Gas	Pipeline Replacement Program Cost Recovery Mechanism	Replacement of bare steel and poorly coated pipelines and distribution systems	Docket PG-131838 (October 2013)
WV	Appalachian Power	Electric	Construction/765kW Surcharge	Generation, environmental	Case 11-0274-E-GI (June 2011)
WV	Monongahela Power	Electric	Vegetation Management Surcharge	Capitalized distribution vegetation management expenses	Case 14-0702-E-42T (February 2015)
WV	Potomac Edison	Electric	Vegetation Management Surcharge	Capitalized distribution vegetation management expenses	Case 14-0702-E-42T (February 2015)
WV	Wheeling Power	Electric	Construction/765kW Surcharge	Generation, environmental	Case 11-0274-E-GI (June 2011)
WY	Black Hills Power	Electric	Cheyenne Prairie Generating Station rate rider tariff	Construction of Cheyenne Prairie Generating Station	Docket 20002-84-ET-12 (November 2012)
WY	Cheyenne Light, Fuel, & Power	Electric	Cheyenne Prairie Generating Station rate rider tariff	Construction of Cheyenne Prairie Generating Station	Docket 20003-123-ET-12 (November 2012)

### III. Relaxing the Link Between Revenue and System Use

Policymakers are increasingly interested in relaxing the link between the revenues utilities realize, and the kWh and kW of system use by customers. This reduces the financial attrition that results from slowing growth in system use (given legacy rate designs) more efficiently than frequent rate cases. In addition, utilities have more incentive to embrace DSM. Three approaches to relaxing the revenue/usage link are well established: lost revenue adjustment mechanisms (“LRAMs”), revenue decoupling, and fixed/variable pricing.

#### A. Lost Revenue Adjustment Mechanisms

LRAMs keep utilities whole for short-term losses in base rate revenues that are due to their DSM programs (and potentially also DG). Recovery usually is effected through a special rate rider. Estimates of load losses are needed.

LRAMs encourage utilities to embrace DSM that is eligible for LRAM treatment. They do not provide recovery for the revenue impact of external forces, like DSM programs managed by independent agencies, which slow load growth. Estimates of load savings from utility DSM can be complex and are sometimes controversial. The scope of DSM initiatives addressed by LRAMs is therefore frequently limited to those for which load impacts are easier to measure. When usage charges are high, the utility remains at risk for revenue fluctuations in volumes and peak load due to weather, local economic activity, and other volatile demand drivers.

Precedents for LRAMs are detailed in Table 3 and Figure 4 below.<sup>3</sup> LRAMs are currently the most popular means of relaxing the link between revenue and system use in the US electric utility industry. Since our 2013 survey, LRAMs have been adopted for electric utilities in Arizona, Louisiana, and Mississippi. A few utilities have LRAMs that address DG. LRAMs are less popular for gas distributors since the declining average use they have typically experienced for many years is due chiefly to external forces that LRAMs don’t address. Some utilities have LRAMs for some services and revenue decoupling for others. In New York, for example, some natural gas distributors have decoupling for residential and commercial customers and LRAMs for some large load customers.

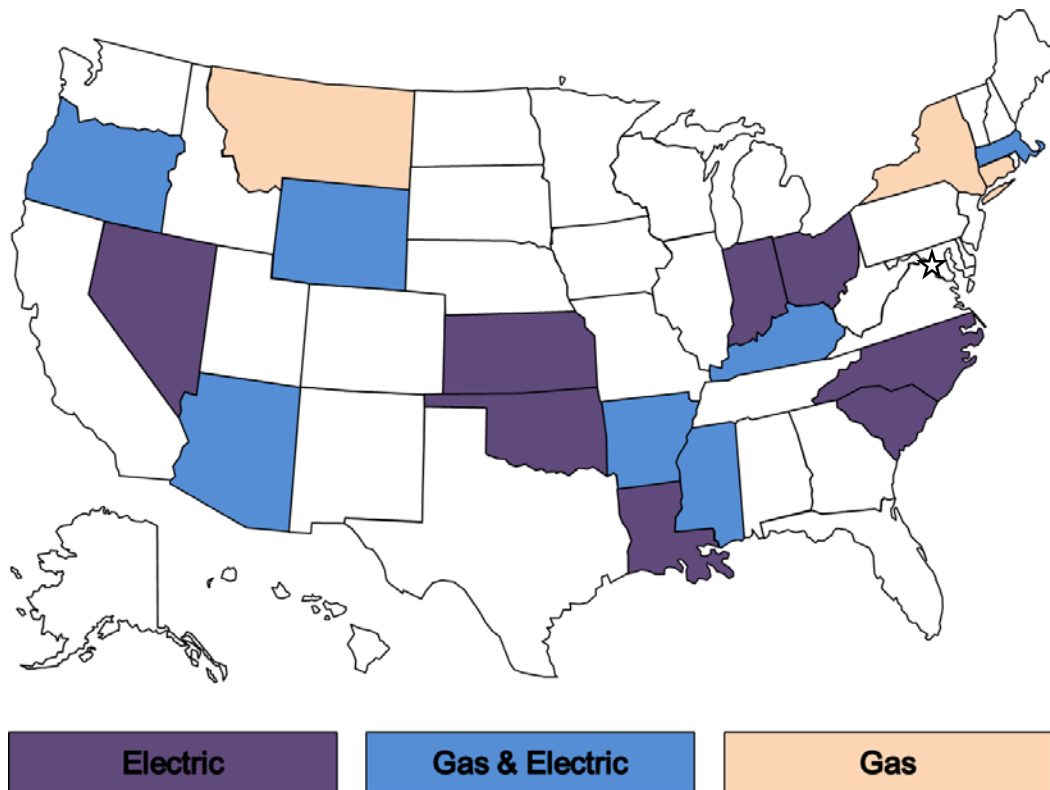
#### B. Revenue Decoupling

Revenue decoupling adjusts a utility’s rates periodically to help its actual revenue track its allowed revenue more closely. Most decoupling systems have two basic components: a revenue decoupling mechanism (“RDM”) and a revenue adjustment mechanism (“RAM”). The RDM tracks variances between actual and allowed revenue and adjusts rates to reduce them. The RAM escalates allowed revenue to provide relief for growing cost pressures.

---

<sup>3</sup> Some mechanisms similar to LRAMs are excluded from this survey.

Figure 4: Current LRAMs by State



RDMs can make true ups annually or more frequently. More frequent adjustments cause actual revenue to track allowed revenue more closely so that rate adjustments are smaller. The size of the rate adjustment that is permitted in a given year is sometimes capped. A “soft” cap permits utilities to defer for later recovery account balances that cannot be drawn down immediately. A “hard” cap does not.

RDMs vary in the scope of services to which they apply. Quite commonly, only revenues from residential and commercial business customers are decoupled. These customers account for a high share of a distributor’s base rate revenue and are often the primary focus of DSM programs. RDMs also vary in terms of the services for which revenues are pooled for true up purposes. In some plans all services are placed in the same “basket.” Other plans have multiple baskets, and these insulate customers of services in each basket from changes in revenue for services in other baskets.

Some RDMs are “partial” in the sense that they exclude from decoupling the revenue impact of certain kinds of demand fluctuations. For example, true ups are sometimes allowed only for the difference between allowed revenue and weather normalized actuals. An RDM that instead accounts for *all* sources of demand variance is called a “full” decoupling mechanism.

Table 3

## Current LRAM Precedents<sup>1</sup>

State	Company	Services	Approval Date	Case Reference
AR	Arkansas Oklahoma Gas	Gas	June 2011	Docket 07-077-TF, Order Number 30
AR	Centerpoint Energy Arkla	Gas	June 2011	Docket 07-081-TF, Order Number 31
AR	Entergy Arkansas	Electric	June 2011	Docket 07-085-TF, Order Number 40
AR	Oklahoma Gas & Electric	Electric	June 2011	Docket 07-075-TF, Order 26
AR	SourceGas Arkansas	Gas	June 2011	Docket 07-078-TF, Order 26
AR	Southwestern Electric Power	Electric	June 2011	Docket 07-082-TF, Orders 35 and 36
AZ	Arizona Public Service	Electric	May 2012	Docket E-01345A-11-0224, Decision 73183
AZ	Tucson Electric Power	Electric	June 2013	Docket E-01933A-12-0291; Decision 73912
AZ	UNS Electric	Electric	September 2013	Docket E-04204A-12-0504; Decision 74235
AZ	UNS Gas	Gas	May 2012	Docket G-04204A-11-0158 Decision 73142
CT	Southern Connecticut Gas	Gas	August 1995	Docket 93-03-09
CT	Yankee Gas Service	Gas	January 2012	Docket 11-10-03
IN	Duke Energy Indiana (PSI)	Electric	February 2010	Cause 43374
IN	Indiana-Michigan Power	Electric	September 2010	Cause 43827
IN	Northern Indiana Public Service	Electric	May 2011	Cause 43618
IN	Southern Indiana Gas & Electric	Electric	August 2011 (large commercial and industrials), June 2012 (residential and small commercial)	Causes 43938 and 43405 DSMA 9 S1
KS	Kansas Gas & Electric	Electric	January 2011	Docket 10-WSEE-775-TAR
KS	Westar Energy	Electric	January 2011	Docket 10-WSEE-775-TAR
KY	Atmos Energy	Gas	September 2009	Case 2008-00499
KY	Columbia Gas of Kentucky	Gas	October 2009	Case 2009-00141
KY	Delta Natural Gas	Gas	July 2008	Docket 2008-00062
KY	Duke Energy Kentucky	Electric	December 1995 and February 2005	Cases 95-321 and 2004-00389
KY	Duke Energy Kentucky	Gas	February 2005	Case 2004-00389
KY	Kentucky Power	Electric	December 1995	Case 95-427
KY	Kentucky Utilities	Electric	May 2001	Case 2000-0459
KY	Louisville Gas & Electric	Electric & Gas	November 1993	Case 93-150
LA	Cleco Power	Electric	October 2014	Docket R-31106
LA	Entergy Gulf States Louisiana	Electric	October 2014	Docket R-31106
LA	Entergy Louisiana	Electric	October 2014	Docket R-31106
LA	Southwestern Electric Power	Electric	October 2014	Docket R-31106
MA	All Electric distributors	Electric	July 2012	D.P.U. 12-01A
MA	Berkshire Gas	Gas	October 1992	D.P.U. 91-154
MA	Commonwealth Gas d/b/a NSTAR Gas	Gas	November 1994	D.P.U. 94-128

Table 3 (cont'd)

State	Company	Services	Approval Date	Case Reference
MA	NSTAR Electric	Electric	April 1992, June 1994, and June 2010	D.P.U. 90-335, D.P.U. 94-2/3-CC, and D.P.U. 10-06
MS	Atmos Energy	Gas	August 2014	Docket 2014-UA-017
MS	Centerpoint Energy	Gas	August 2014	Docket 2014-UA-007
MS	Entergy Mississippi	Electric	September 2014	Docket 2009-UN-064
MS	Mississippi Power	Electric	March 2015	Docket 2014-UN-10
MT	Montana-Dakota Utilities	Gas	October 2006	Docket D2005.10.156; Order 6697c
NC	Duke Energy Carolinas	Electric	February 2010	Docket E-7, Sub 831
NC	Progress Energy Carolinas (Carolina Power & Light)	Electric	November 2009	Docket E-2, Sub 931
NC	Virginia Electric Power	Electric	October 2011	Docket E-22, Sub 464
NV	Nevada Energy	Electric	May 2011	Docket 10-10024
NV	Sierra Pacific Power	Electric	May 2011	Docket 10-10025
NY	Keyspan Long Island	Gas	December 2009	Case 06-G-1186; Currently effective for all customers not in RDM
NY	Keyspan New York	Gas	December 2009	Case 06-G-1185; Currently effective for all customers not in RDM
OH	American Electric Power (Ohio Power, Columbus Southern Power)	Electric	May 2010	Docket 09-1089-EL-POR; Effective for classes not included in RDM
OH	Dayton Power & Light	Electric	June 2009	Docket 08-1094-EL-SSO
OH	Duke Energy Ohio (Cincinnati Gas & Electric)	Electric	July 2007 and August 2012	Dockets 06-0091-EL-UNC and 11-4393-EL-RDR; Effective for classes not included in RDM
OH	First Energy Ohio (Cleveland Electric Illuminating, Toledo Edison, Ohio Edison)	Electric	March 2009	Docket 08-935-EL-SSO
OK	Empire District Electric	Electric	November 2009	Cause 200900146 Order 571326
OK	Oklahoma Gas & Electric	Electric	July 2008	Cause 200800059 Order 556179
OK	Public Service of Oklahoma	Electric	January 2010	Cause PUD 200900196; Order 572836
OR	Cascade Natural Gas	Gas	April 2006	Order 06-191; UG 167 Effective for classes not included in RDM
OR	Portland General Electric	Electric	September 2001	Order 01-836; UE 79 Effective for classes not included in RDM
OR	Avista Utilities	Gas	December 1993	Order 93-1881
SC	Duke Energy Carolinas	Electric	January 2010	Docket 2009-226-E Order 2010-79
SC	Progress Energy Carolinas	Electric	June 2009	Docket 2008-251-E Order 2009-373
SC	South Carolina Electric & Gas	Electric	July 2010	Docket 2009-261-E, Order 2010-472
WY	Cheyenne Light, Fuel, and Power	Electric & Gas	September 2011	Dockets 20003-108-EA-10 and 30005-140-GA-10
WY	Montana-Dakota Utilities	Electric	January 2007	Docket 20004-65-ET-06

<sup>1</sup> LRAMs listed here include only those mechanisms that compensate utilities for actual revenues lost due to DSM and DG.

The great majority of decoupling systems have a RAM since, if allowed revenue is static, the utility will experience financial attrition as its costs inevitably rise. Utilities that do not have RAMs in their decoupling systems often file frequent rate cases or are allowed to use capital cost trackers to address attrition. The more important issue in a proceeding to consider decoupling is therefore the design of the RAM rather than the need for one.

Most RAMs escalate allowed revenue only for customer growth. Escalation for customer growth is sensible because it is an important driver of cost and also highly correlated with other drivers such as peak demand. The need for rate cases is thereby reduced but is rarely eliminated since cost has other drivers such as input price inflation. When RAMs are escalated only for customer growth, utilities usually retain the freedom to file rate cases to address other cost factors and often do. Some RAMs are “broad-based” in the sense that they provide enough revenue growth to compensate the utility for several kinds of cost pressures. This can materially reduce the need for rate cases and provide a foundation for a multiyear rate plan.

Revenue decoupling compensates utilities for declining average use even if it is driven in part by external forces such as independently administered DSM programs. The lost revenue disincentive is removed for a wide array of utility initiatives to encourage DSM without requiring load impact calculations or rate designs that discourage DSM. To the extent that recovery of allowed revenue is ensured, utilities can use rate designs with usage charges more aggressively to foster DSM. This makes environmental intervenors strong supporters of decoupling. Controversy over billing determinants in rate cases with future test years is reduced.

Revenue decoupling is a popular means of relaxing the link between a utility’s revenue and customers’ kWh consumption. States that have tried gas and electric revenue decoupling are indicated on the maps below in Figures 5a and 5b, respectively. Revenue decoupling precedents in the United States and Canada are detailed in Table 4. In the electric utility industry, decoupling has been favored in states that strongly support DSM. Since our 2013 survey, decoupling has been adopted for electric utilities in Connecticut, Maine, Minnesota, and Washington state. Decoupling is the most widespread means of relaxing the revenue/usage link for gas distributors. This reflects the fact that gas distributors often experience declining average use and that this has been driven chiefly by external forces. Table 4 indicates the kinds of RAMs chosen in approved decoupling systems. Note that RAMs for electric utilities are frequently broad-based.

### **C. Fixed/Variable Pricing**

Fixed/variable pricing is an approach to rate design that uses fixed charges (charges that do not vary with the actual sales volume or peak demand) to compensate utilities for fixed costs of service. For residential and small commercial services, customer charges (a flat monthly fee per customer) are the most common fixed charge used. Base revenue thus tends to grow at the gradual pace of customer growth. A *straight* fixed/variable (“SFV”) rate design recovers *all* base revenue through fixed charges. A rate design that recovers a substantial but smaller share of fixed costs through fixed charges is sometimes called *modified* fixed/variable pricing.



Figure 5a: Electric Revenue Decoupling by State

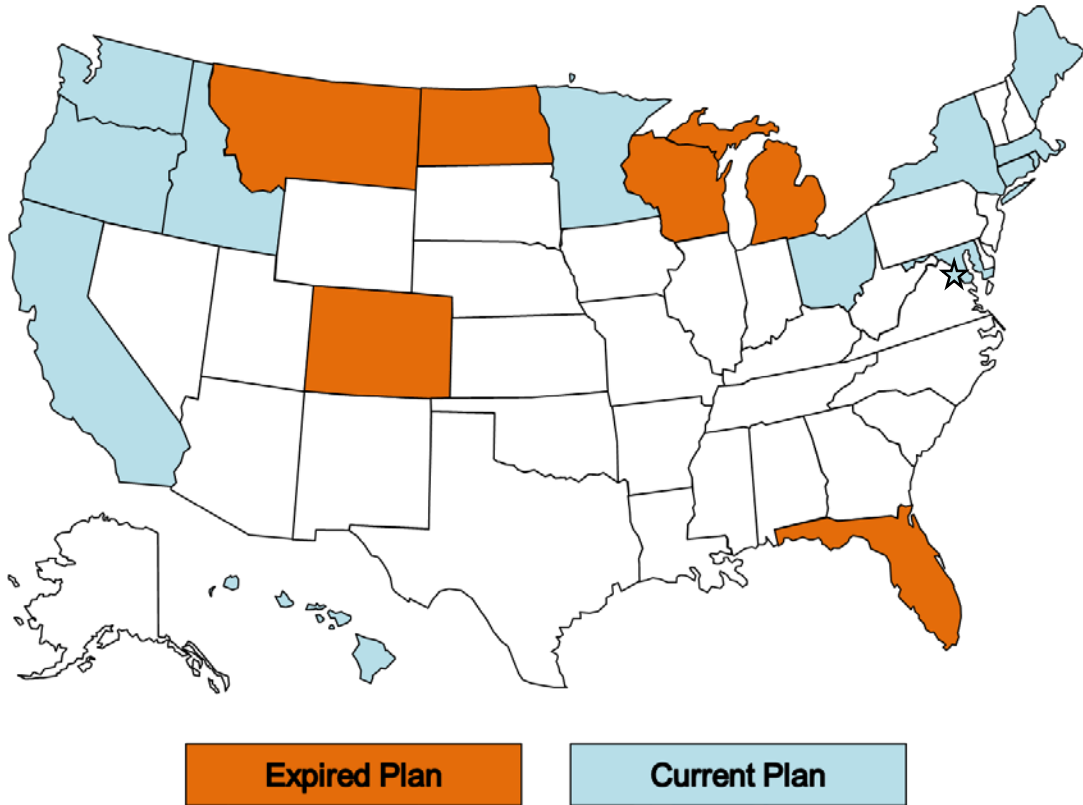


Figure 5b: Gas Revenue Decoupling by State

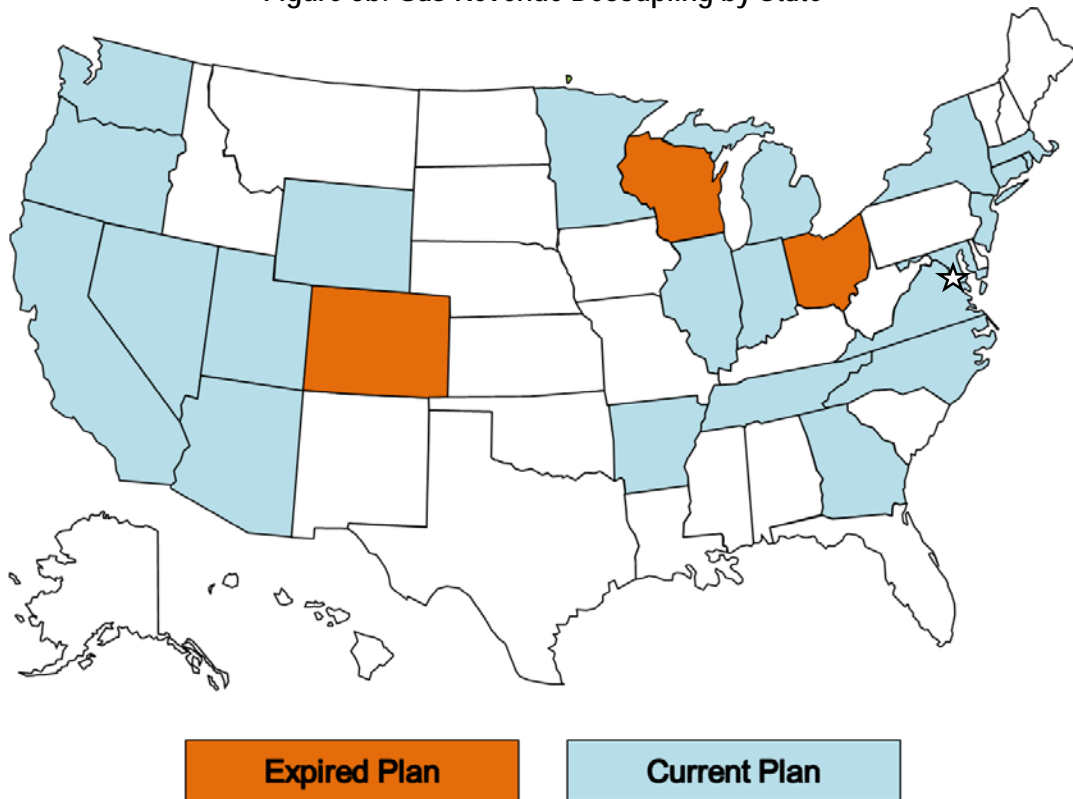


Table 4  
**Revenue Decoupling Precedents**

Jurisdiction	Company Name	Services	Plan Years	Revenue Adjustment Mechanism	Case Reference
<b>Current</b>					
<b>United States</b>					
AR	Arkansas Oklahoma Gas	Gas	2014-open	No RAM but multiple capital cost trackers	Docket 13-078-U
AR	CenterPoint Energy	Gas	2008-2016	No RAM but multiple capital cost trackers	Dockets 06-161-U, 11-088-U, 12-057-TF, and 13-114-TF
AR	SourceGas Arkansas (Arkansas Western)	Gas	2014-open	No RAM but multiple capital cost trackers	Docket 13-079-U
AZ	Southwest Gas	Gas	2012-open	Customers	Docket G-01551A-10-0458
CA	Bear Valley Electric Service	Electric	2013-2016	Stairstep	Decision 14-11-002
CA	California Pacific Electric	Electric	2013-2015	Indexing	Decision 12-11-030
CA	Pacific Gas & Electric	Gas & Electric	2014-2016	Stairstep	Decision 14-08-032
CA	San Diego Gas & Electric	Gas & Electric	2012-2015	Stairstep	Decision 13-05-010
CA	Southern California Edison	Electric	2012-2014	Hybrid	Decision 12-11-051
CA	Southern California Gas	Gas	2012-2015	Stairstep	Decision 13-05-010
CA	Southwest Gas	Gas	2014-2018	Stairstep	Decision 14-06-028
CT	Connecticut Light & Power	Electric	2014-open	No RAM	Docket 14-05-06
CT	Connecticut Natural Gas	Gas	2014-open	No RAM	Docket 13-06-08
CT	United Illuminating	Electric	2013-open	Stairstep until July 2015, No RAM thereafter	Docket 13-01-19
DC	Potomac Electric Power	Electric	2010-open	Customers	Order 15556
GA	Atmos Energy	Gas	2012-open	No RAM but FRP type mechanism also in effect	Docket 34734
HI	Hawaiian Electric Company	Electric	2011-open	Hybrid	Dockets 2008-0274, 2008-0083, 2013-0141
HI	Hawaiian Electric Light Company	Electric	2012-open	Hybrid	Dockets 2008-0274, 2009-0164, 2013-0141
HI	Maui Electric	Electric	2012-open	Hybrid	Dockets 2008-0274, 2009-0163, 2013-0141
ID	Idaho Power	Electric	2012-open	Customers	Cases IPC-E-11-19, IPC-E-14-17
IL	North Shore Gas	Gas	2012-open	No RAM	Case 11-0280
IL	Peoples Gas Light & Coke	Gas	2012-open	No RAM but broad-based capital cost tracker	Case 11-0281
IN	Citizens Gas	Gas	2007-open	Customers	Cause 42767
IN	Indiana Gas	Gas	2011-2015	Customers	Cause 44019
IN	Indiana Gas	Gas	2016-2019	Customers	Cause 44598
IN	Indiana Natural Gas	Gas	2014-open	Customers	Cause 44453
IN	Vectren Southern Indiana	Gas	2011-2015	Customers	Cause 44019
IN	Vectren Southern Indiana	Gas	2016-2019	Customers	Cause 44598
MA	Bay State Gas	Gas	2015-2018	Revenue per Customer Stairstep	DPU 15-50
MA	Boston-Essex Gas	Gas	2010-open	Customers	DPU 10-55
MA	Colonial Gas	Gas	2010-open	Customers	DPU 10-55
MA	Fitchburg Gas & Electric	Gas	2011-open	Customers	DPU 11-02
MA	Fitchburg Gas & Electric	Electric	2011-open	No RAM	DPU 11-01
MA	Massachusetts Electric	Electric	2010-open	No RAM but broad-based capital cost tracker	DPU 09-39
MA	New England Gas	Gas	2011-open	Customers	DPU 10-114
MA	Western Massachusetts Electric	Electric	2011-open	No RAM	DPU 10-70
MD	Baltimore Gas & Electric	Electric	2008-open	Customers	Letter Orders ML 108069, 108061
MD	Baltimore Gas & Electric	Gas	1998-open	Customers	Case 8780
MD	Chesapeake Utilities	Gas	2006-open	Customers	Order 81054
MD	Columbia Gas of Maryland	Gas	2013-open	Customers	Order 85858
MD	Delmarva Power & Light	Electric	2007-open	Customers	Order 81518
MD	Potomac Electric Power	Electric	2007-open	Customers	Order 81517
MD	Washington Gas Light	Gas	2005-open	Customers	Order 80130
ME	Central Maine Power	Electric	2014-open	Customers	Docket 2013-00168

Table 4 (cont'd)

Jurisdiction	Company Name	Services	Plan Years	Revenue Adjustment Mechanism	Case Reference
<b>Current (cont'd)</b>					
<b>United States (cont'd)</b>					
MI	Consumers Energy	Gas	2015-open	No RAM	Case U-17643
MI	Michigan Consolidated Gas	Gas	2013-open	No RAM	Case U-16999
MI	Michigan Gas Utilities	Gas	2015-open	No RAM	Case U-17273
MN	CenterPoint Energy	Gas	2015-2018	Customers	GR-13-316
MN	Minnesota Energy Resources	Gas	2013-2016	Customers	GR-10-977
MN	Northern States Power - MN	Electric	2016-2018	Customers	GR-13-868
NC	Piedmont Natural Gas	Gas	2008-open	Customers	Docket G-9, Sub 550
NC	Public Service Co of NC	Gas	2008-open	Customers	Docket G-5, Sub 495
NJ	New Jersey Natural Gas	Gas	2014-open	Customers	Docket GR13030185
NJ	South Jersey Gas	Gas	2014-open	Customers	Docket GR13030185
NV	Southwest Gas	Gas	2009-open	Customers	D-09-04003
NY	Central Hudson G&E	Gas & Electric	2015-2018	Revenue per Customer Stairstep for Gas, Stairstep for Electric	Cases 14-E-0318, 14-G-0319
NY	Consolidated Edison	Gas	2014-2016	Revenue per Customer Stairstep	Case 13-G-0031
NY	Consolidated Edison	Electric	2014-2016	Stairstep	Case 13-E-0030
NY	Corning Natural Gas	Gas	2015-2017	Customers	Case 11-G-0280
NY	Keyspan Energy Delivery - Long Island	Gas	2010-open	Revenue per Customer Stairstep through 2012, Customers After 2012	Case 06-G-1186
NY	Keyspan Energy Delivery New York	Gas	2013-2014	Revenue per Customer Stairstep through 2014, Customers After 2014	Case 12-G-0544
NY	National Fuel Gas	Gas	2013-2015	Customers	Case 13-G-0136
NY	New York State Electric & Gas	Gas	2010-2013	Revenue per Customer Stairstep through 2013, Customers thereafter	Case 09-E-0715
NY	New York State Electric & Gas	Electric	2010-2013	Stairstep through 2013, No RAM thereafter	Case 09-G-0716
NY	Niagara Mohawk	Gas	2013-2016	Optional Revenue per Customer Stairstep	Case 12-G-0202
NY	Niagara Mohawk	Electric	2013-2016	Optional Stairstep	Case 12-E-0201
NY	Orange & Rockland Utilities	Gas	2015-2018	Revenue per Customer Stairstep	Case 14-G-0494
NY	Orange & Rockland Utilities	Electric	2015-2017	Stairstep	Case 14-E-0493
NY	Rochester Gas & Electric	Gas	2010-2013	Revenue per Customer Stairstep through 2013, Customers thereafter	Case 09-E-0717
NY	Rochester Gas & Electric	Electric	2010-2013	Stairstep through 2013, No RAM thereafter	Case 09-G-0718
NY	St. Lawrence Gas	Gas	2010-open	Revenue per Customer Stairstep through 2012, Customers thereafter	Case 08-G-1392
OH	AEP Ohio	Electric	2012-2018	Customers	Cases 11-351-EL-AIR, 13-2385-EL-SSO
OH	Duke Energy Ohio	Electric	2015-open	Customers	Case 14-841-EL-SSO
OR	Cascade Natural Gas	Gas	2013-2015	Customers	Order 13-079
OR	Northwest Natural Gas	Gas	2012-open	Customers	Order 12-408
OR	Portland General Electric	Electric	2014-2016	Customers	Order 13-459
RI	Narragansett Electric	Electric	2012-open	No RAM but broad-based capital cost tracker	Docket 4206
RI	Narragansett Electric	Gas	2012-open	Customers	Docket 4206
TN	Chattanooga Gas	Gas	2013-open	Customers	Docket 09-0183
UT	Questar Gas	Gas	2010-open	Customers	Docket 09-057-16
VA	Columbia Gas of Virginia	Gas	2013-2015	Customers	Case PUE-2012-00013
VA	Virginia Natural Gas	Gas	2013-2016	Customers	Case PUE-2012-00118
VA	Washington Gas Light	Gas	2013-2016	Customers	Case PUE-2012-00138
WA	Avista	Gas & Electric	2015-2019	Customers	Dockets UE-140188 and UG-140189
WA	Puget Sound Energy	Gas & Electric	2013-2016	Revenue per Customer Stairstep	Dockets UE-121697 and UG-121705
WY	Questar Gas	Gas	2012-open	Customers	Docket 30010-113-GR-11
WY	SourceGas Distribution	Gas	2011-open	Customers	Docket 30022-148-GR-10

Table 4 (cont'd)

Jurisdiction	Company Name	Services	Plan Years	Revenue Adjustment Mechanism	Case Reference
<b>Current (cont'd)</b>					
<b>Canada</b>					
BC	BC Hydro	Electric	2015-2016	Stairstep	Order G-48-14
BC	FortisBC	Electric	2014-2019	Indexing	Order G-139-14
BC	FortisBC Energy	Gas	2014-2019	Indexing	Order G-138-14
BC	Pacific Northern Gas	Gas	2003-open	Customers	N/A
ON	Enbridge Gas Distribution	Gas	2014-2018	Stairstep	EB-2012-0459
ON	Union Gas	Gas	2014-2018	Indexing	EB-2013-0202
<b>Historic</b>					
<b>United States</b>					
AR	Arkansas Oklahoma Gas	Gas	2007-2013	No RAM	Dockets 07-026-U, 07-077-TF
AR	Arkansas Western	Gas	2008-2013	No RAM	Docket 07-078-TF
CA	Bear Valley Electric Service	Electric	2009-2012	Stairstep	Decision 09-10-028
CA	Pacific Gas & Electric	Gas & Electric	1982-1983	Hybrid	Decision 93887
CA	Pacific Gas & Electric	Electric	1984-1985	Hybrid	Decision 83-12-068
CA	Pacific Gas & Electric	Electric	1986-1989	Hybrid	Decision 85-12-076
CA	Pacific Gas & Electric	Electric	1990-1992	Hybrid	Decision 89-12-057
CA	Pacific Gas & Electric	Gas & Electric	1993-1995	Hybrid	Decision 92-12-057
CA	Pacific Gas & Electric	Gas & Electric	2004-2006	Indexing	Decision 04-05-055
CA	Pacific Gas & Electric	Gas & Electric	2007-2010	Stairstep	Decision 07-03-044
CA	Pacific Gas & Electric	Gas & Electric	2011-2013	Stairstep	Decision 11-05-018
CA	Pacific Gas & Electric	Gas	1978-1981	No RAM	Decisions 89316, 91107
CA	PacifiCorp	Electric	1984-1985	Stairstep	Decision 89-09-034
CA	San Diego Gas & Electric	Gas & Electric	1982-1983	Hybrid	Decision 93892
CA	San Diego Gas & Electric	Gas & Electric	1986-1988	Hybrid	Decision 85-12-108
CA	San Diego Gas & Electric	Electric	1989-1993	Hybrid	Decision 89-11-068
CA	San Diego Gas & Electric	Gas & Electric	1994-1999	Hybrid	Decision 94-08-023
CA	San Diego Gas & Electric	Gas & Electric	2005-2007	Indexing	Decision 05-03-025
CA	San Diego Gas & Electric	Gas & Electric	2008-2011	Stairstep	Decision 08-07-046
CA	Southern California Edison	Electric	1983-1984	Hybrid	Decision 82-12-055
CA	Southern California Edison	Electric	1986-1991	Hybrid	Decision 85-12-076
CA	Southern California Edison	Electric	2001-2003	Indexing	Decision 02-04-055
CA	Southern California Edison	Electric	2004-2006	Hybrid	Decision 04-07-022
CA	Southern California Edison	Electric	2006-2008	Hybrid	Decision 06-05-016
CA	Southern California Edison	Electric	2009-2011	Stairstep	Decision 09-03-025
CA	Southern California Gas	Gas	1979-1980	No RAM	Decision 89710
CA	Southern California Gas	Gas	1981-1982	Stairstep	Decision 92497
CA	Southern California Gas	Gas	1983-1984	Hybrid	Decision dated December 8, 1982
CA	Southern California Gas	Gas	1986-1989	Hybrid	Decision 85-12-076
CA	Southern California Gas	Gas	1990-1993	Hybrid	Decision 90-01-016
CA	Southern California Gas	Gas	1998-2002	Indexing	Decision 97-07-054
CA	Southern California Gas	Gas	2005-2007	Indexing	Decision 05-03-025
CA	Southern California Gas	Gas	2008-2011	Stairstep	Decision 08-07-046
CA	Southwest Gas	Gas	2009-2013	Stairstep	Decision 08-11-048
CO	Public Service Company of Colorado	Gas	2008-2011	Customers	Decision C07-0568
CO	Public Service Company of Colorado	Electric	2012-2014	Stairstep	Decision C12-0494
CT	United Illuminating	Electric	2009-2013	Stairstep until 2011/No RAM for 2011 onwards	Docket 08-07-04
FL	Florida Power Corporation	Electric	1995-1997	Customers	Docket 930444
ID	Idaho Power	Electric	2007-2009	Customers	Case IPC-E-04-15
ID	Idaho Power	Electric	2010-2012	Customers	Case IPC-E-09-28
IL	North Shore Gas	Gas	2008-2012	Customers	Case 07-0241
IL	Peoples Gas Light & Coke	Gas	2008-2012	Customers	Case 07-0242
IN	Citizens Gas	Gas	2007-2011	Customers	Cause 42767
IN	Vectren Energy	Gas	2007-2011	Customers	Cause 43046
IN	Vectren Southern Indiana	Gas	2007-2011	Customers	Cause 43046
MA	Bay State Gas	Gas	2009-open	Customers	DPU 09-30
ME	Central Maine Power	Electric	1991-1993	Customers	Docket 90-085
MI	Consumers Energy	Electric	2009-2011	Customers	Case U-15645
MI	Consumers Energy	Gas	2010-2012	Customers	Case U-15986
MI	Detroit Edison	Electric	2010-2011	Customers	Case U-15768
MI	Michigan Consolidated Gas	Gas	2010-2012	Customers	Case U-15985
MI	Michigan Gas Utilities	Gas	2010-2013	Customers	Case U-15990
MI	Upper Peninsula Power	Electric	2010-2011	Customers	Case U-15988
MN	CenterPoint Energy	Gas	2010-2013	Customers	Docket GR-08-1075
MT	Montana Power Company	Electric	1994-1998	Customers	Docket 93.6.24

Table 4 (cont'd)

Jurisdiction	Company Name	Services	Plan Years	Revenue Adjustment Mechanism	Case Reference
<b>Historic (cont'd)</b>					
<b>United States (cont'd)</b>					
NC	Piedmont Natural Gas	Gas	2005-2008	Customers	Docket G-44 Sub 15
ND	Northern States Power - MN	Electric	2012	Not Applicable, plan only 1 year in duration	Case PU-11-55
NJ	New Jersey Natural Gas	Gas	2007-2010	Customers	Docket GR05121020
NJ	New Jersey Natural Gas	Gas	2010-2013	Customers	Docket GR05121020
NJ	South Jersey Gas	Gas	2007-2010	Customers	Docket GR05121019
NJ	South Jersey Gas	Gas	2010-2013	Customers	Docket GR05121019
NY	Central Hudson G&E	Gas	2009-open	Customers	Case 08-E-0888
NY	Central Hudson G&E	Electric	2009	No RAM	Case 08-E-0887
NY	Central Hudson G&E	Gas & Electric	2010-2013	Revenue per Customer Stairstep for Gas, Stairstep for Electric	Case 09-E-0588
NY	Central Hudson G&E	Gas & Electric	2013-open	Customers for Gas, No RAM for Electric	Case 12-M-0192
NY	Consolidated Edison	Electric	1992-1995	Stairstep	Opinion 92-8
NY	Consolidated Edison	Gas	2007-2010	Stairstep	Case 06-G-1332
NY	Consolidated Edison	Electric	2008-open	No RAM	Case 07-E-0523
NY	Consolidated Edison	Gas	2010-2013	Revenue per Customer Stairstep	Case 09-G-0795
NY	Consolidated Edison	Electric	2010-2013	Stairstep	Case 09-E-0428
NY	Corning Natural Gas	Gas	2012-2015	Revenue per Customer Stairstep	Case 11-G-0280
NY	Keyspan Energy Delivery - New York	Gas	2010-open	Revenue per Customer Stairstep	Case 06-G-1185
NY	Long Island Lighting Company	Electric	1992-1994	Stairstep	Opinion 92-8
NY	National Fuel Gas	Gas	2008-open	Customers	Case 07-G-0141
NY	New York State Electric & Gas	Electric	1993-1995	Stairstep	Opinion 93-22
NY	Niagara Mohawk	Electric	1990-1992	Stairstep	Case 94-E-0098
NY	Niagara Mohawk	Gas	2009-open	Customers	Case 08-G-0609
NY	Niagara Mohawk	Electric	2011-open	No RAM	Case 10-E-0050
NY	Orange & Rockland Utilities	Electric	2012-2015	Stairstep	Case 11-E-0408
NY	Orange & Rockland Utilities	Electric	2011-2012	No RAM	Case 10-E-0362
NY	Orange & Rockland Utilities	Electric	2008-2011	Stairstep	Case 07-E-0949
NY	Orange & Rockland Utilities	Electric	1991-1993	Stairstep	Case 89-E-175
NY	Orange & Rockland Utilities	Gas	2012-2015	Customers	Case 08-G-1398
NY	Orange & Rockland Utilities	Gas	2009-2012	Revenue per Customer Stairstep	Case 08-G-1398
NY	Rochester Gas & Electric	Electric	1993-1996	Stairstep	Opinion 93-19
OH	Duke Energy Ohio	Electric	2012-2014	Customers	Case 11-5905-EL-RDR
OH	Vectren Energy	Gas	2007-2009	Customers	Case 05-1444-GA-UNC
OR	Cascade Natural Gas	Gas	2007-2012	Customers	Order 06-191
OR	Northwest Natural Gas	Gas	2002-2005	Customers	Order 02-634
OR	Northwest Natural Gas	Gas	2005-2009	Customers	Order 05-934
OR	Northwest Natural Gas	Gas	2009-2012	Customers	Order 07-426
OR	PacifiCorp	Electric	1998-2001	Indexing	Order 98-191
OR	Portland General Electric	Electric	1995-1996	Stairstep	Order 95-0322
OR	Portland General Electric	Electric	2009-2010	Customers	Order 09-020
OR	Portland General Electric	Electric	2011-2013	Customers	Order 10-478
TN	Chattanooga Gas	Gas	2010-2013	Customers	Docket 09-0183
UT	Questar Gas	Gas	2006-2010	Customers	Docket 05-057-T01
VA	Virginia Natural Gas	Gas	2009-2012	Customers	Case PUE-2008-00060
VA	Washington Gas Light	Gas	2010-2013	Customers	Case PUE-2009-00064
WA	Avista	Gas	2007-2009	Customers	Docket UG-060518
WA	Avista	Gas	2009-2012	Customers	Docket UG-060518
WA	Avista	Gas	2013-2014	Revenue per Customer Stairstep	Docket UG-120437
WA	Cascade Natural Gas	Gas	2005-2010	Customers	Docket UG-060256
WA	Puget Sound & Power	Electric	1991-1995	Customers	Docket UE-901184-P
WI	Wisconsin Public Service	Gas & Electric	2009-2012	Customers	D-6690-UR-119
WI	Wisconsin Public Service	Gas & Electric	2013	Not Applicable, plan only 1 year in duration	Docket 6690-UR-121
WY	Questar Gas	Gas	2009-2012	Customers	Docket 30010-94-GR-08

Table 4 (cont'd)

<b>Jurisdiction</b>	<b>Company Name</b>	<b>Services</b>	<b>Plan Years</b>	<b>Revenue Adjustment Mechanism</b>	<b>Case Reference</b>
<b>Historic (cont'd)</b>					
<b>Canada</b>					
<b>BC</b>	BC Gas	Gas	1994-1995	Hybrid	Order G-59-94
<b>BC</b>	BC Gas	Gas	1996-1997	Hybrid	N/A
<b>BC</b>	BC Gas	Gas	1998-2000	Hybrid	Order G-85-97
<b>BC</b>	BC Gas	Gas	2000-2001	Hybrid	Order G-48-00
<b>BC</b>	BC Hydro	Electric	2009-2010	Hybrid	Order G-16-09
<b>BC</b>	BC Hydro	Electric	2011	Not Applicable, plan only 1 year in duration	Order G-180-10
<b>BC</b>	BC Hydro	Electric	2012-2014	Stairstep	Order G-77-12A
<b>BC</b>	FortisBC	Electric	2012-2013	Stairstep	Order G 110-12
<b>BC</b>	Terasen Gas	Gas	2008-2009	Hybrid	Order G-33-07
<b>BC</b>	Terasen Gas	Gas	2004-2007	Hybrid	Order G-51-03
<b>BC</b>	Terasen Gas	Gas	2010-2011	Hybrid	Order G-141-09
<b>BC</b>	Terasen Gas	Gas	2012-2013	Stairstep	Order G-44-12
<b>ON</b>	Enbridge Gas Distribution	Gas	2008-2012	Revenue per Customer Indexing	Docket EB-2007-0615
<b>ON</b>	Union Gas	Gas	2008-2012	Indexing	Docket EB-2007-0606

### III. Relaxing the Link Between Revenue and System Use

Fixed/variable pricing relaxes the revenue/usage link with low administrative cost since it requires neither decoupling true ups nor load impact calculations. When average use is declining, base revenue will grow more rapidly with fixed/variable pricing so that rate cases tend to be less frequent even if the decline is largely driven by external forces. Base revenue grows more slowly than under conventional rate designs if average use is rising. The short term disincentive is removed to embrace various DSM initiatives. However, fixed/variable pricing reduces a utility's ability to use usage charges as a tool for promoting DSM. For example, it does not encourage customers with electric vehicles to charge these vehicles at night. Note also that the principle of rate design gradualism often discourages regulators from immediately adopting SFV pricing.

SFV pricing has been used on a large scale by interstate gas transmission companies since the early 1990s. Precedents for fixed/variable pricing in retail ratemaking are listed below on Table 5 and Figure 6. It can be seen that fixed/variable pricing has to date been considerably more common for gas distributors than electric utilities. This again reflects the greater problem of declining average use that gas distributors have faced, and the fact that the decline has been driven largely by external forces. Since our 2013 survey, fixed/variable pricing has been implemented for an electric utility in Oklahoma.

In addition to the precedents listed here, utilities in Wisconsin and several other states have in recent years made sizable steps in the direction of fixed/variable pricing by redesigning rates for small volume customers to raise customer charges and lower volumetric charges substantially. Investor-owned utilities in Canada are typically permitted to raise a much higher portion of their revenue through fixed charges than are utilities in the United States. Most fixed/variable rate designs feature uniform fixed charges within service classes, but gas utilities in Florida, Georgia, and Oklahoma have fixed charges that vary in some fashion with long term consumption patterns.

Figure 6: Fixed/Variable Pricing Precedents by State

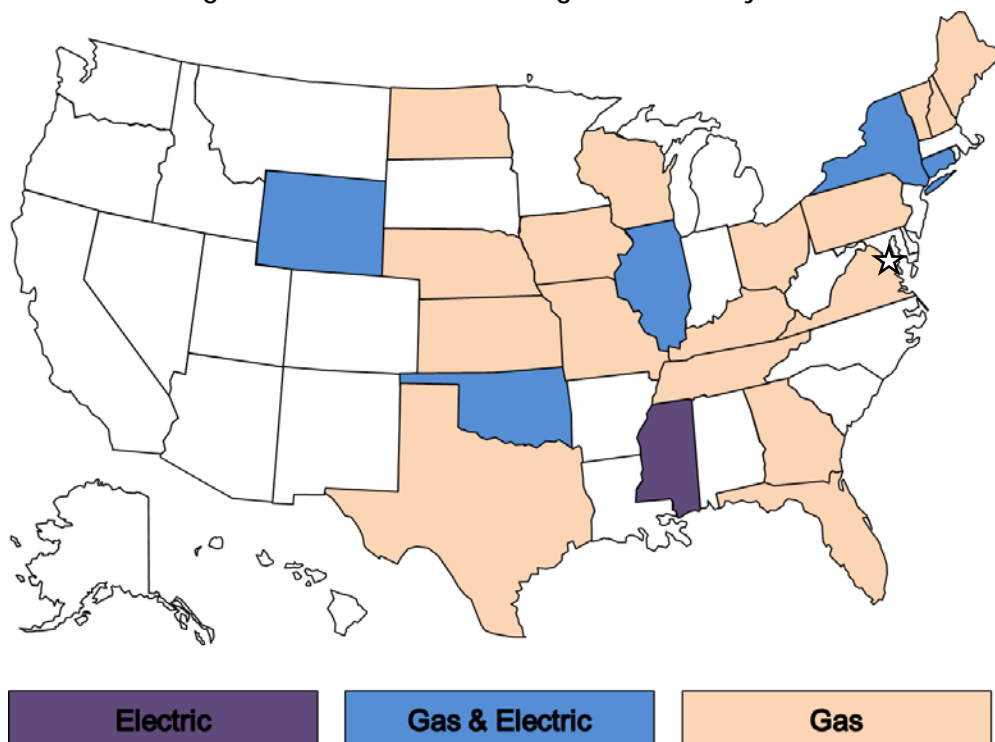




Table 5

# Fixed Variable Residential Pricing Precedents<sup>1</sup>

Jurisdiction	Company Name	Services	Years in Place	Case Reference
CT	Connecticut Light & Power	Electric	2007-open	Docket 07-07-01
CT	Connecticut Natural Gas	Gas	2014-open	Docket 13-06-08
CT	United Illuminating	Electric	Occurred over period of years	No specific case
CT	Yankee Gas System	Gas	2011-open	Docket 10-12-02
FL	Peoples Gas System	Gas	2009-open	Docket 080318-GU
GA	Liberty Utilities	Gas	2015-open	Docket 34734
IA	Black Hills Energy	Gas	2009-open	Docket RPU-08-3
IL	Ameren CILCO	Gas	2008-2012	Case 07-0588
IL	Ameren CIPS	Gas	2008-2012	Case 07-0589
IL	Ameren IP	Gas	2008-2012	Case 07-0590
IL	Ameren Illinois	Gas	2012-open	Case 11-0282
IL	Ameren Illinois	Electric	Occurred over period of years	No specific case
IL	Commonwealth Edison	Electric	2011-2013	Case 10-0467
IL	Mt. Carmel Public Utilities	Gas	2013-open	Case 13-0079
IL	North Shore Gas	Gas	2008-open	Case 07-0241
IL	Peoples Gas Light & Coke	Gas	2008-open	Case 07-0242
KS	Atmos Energy	Gas	2010-open	Docket 10-ATMG-495-RTS
KS	Black Hills Energy (formerly Aquila)	Gas	2007-open	Docket 07-AQLG-431-RTS
KS	Kansas Gas Service	Gas	2012-open	Docket 12-KGSG-835-RTS
KY	Atmos Energy	Gas	2014-open	Case 2013-00148
KY	Columbia Gas	Gas	2013-open	Case 2013-00167
KY	Delta Natural Gas	Gas	2007-open	Case 2007-00089
KY	Duke Energy Kentucky	Gas	2010-open	Case 2009-00202
ME	Maine Natural Gas	Gas	Occurred over period of years	Docket 2009-00067
ME	Northern Utilities	Gas	2014-open	Docket 2013-00133
MO	AmerenUE	Gas	2007-open	Case GR-2007-0003
MO	Atmos Energy	Gas	2007-2010	Case GR-2006-0387
MO	Atmos Energy	Gas	2010-open	Case GR-2010-0192
MO	Empire District Gas	Gas	2010-open	Case GR-2009-0434
MO	Laclede Gas	Gas	2002-open	Case GR-2002-356
MO	Missouri Gas Energy	Gas	2007-open	Case GR-2006-0422
MS	Mississippi Power	Electric	Occurred over period of years	No specific case
ND	Xcel Energy	Gas	2005-open	Case PU-04-578
NE	SourceGas Distribution	Gas	2012-open	Docket NG-0067
NH	Liberty Utilities (EnergyNorth Natural Gas)	Gas	Occurred over period of years	No specific case
NH	Northern Utilities	Gas	2014-open	DG 13-086
NY	Central Hudson Gas & Electric	Electric & Gas	Occurred over period of years	No specific case
NY	Consolidated Edison	Electric & Gas	Occurred over period of years	No specific case
NY	Corning Gas	Gas	Occurred over period of years	No specific case
NY	Keyspan Energy Delivery - Long Island	Gas	Occurred over period of years	No specific case
NY	Keyspan Energy Delivery - New York	Gas	Occurred over period of years	No specific case
NY	National Fuel Gas	Gas	Occurred over period of years	No specific case



Table 5 (cont'd)

Jurisdiction	Company Name	Services	Years in Place	Case Reference
NY	New York State Electric & Gas	Electric	Occurred over period of years	No specific case
NY	Niagara Mohawk	Electric & Gas	Occurred over period of years	No specific case
NY	Orange & Rockland	Electric & Gas	Occurred over period of years	No specific case
NY	Rochester Gas & Electric	Electric & Gas	Occurred over period of years	No specific case
OH	Columbia Gas	Gas	2008-open	Case 08-0072-GA-AIR
OH	Dominion East Ohio	Gas	2008-2010	Case 07-830-GA-ALT
OH	Duke Energy Ohio (CG&E)	Gas	2008-open	Case 07-590-GA-ALT
OH	Vectren Energy Delivery of Ohio	Gas	2009-open	Case 07-1080-GA-AIR
OK	Arkansas Oklahoma Gas	Gas	2013-open	Cause PUD 201200236
OK	Centerpoint Energy	Gas	2010-open	Cause PUD 201000030
OK	Oklahoma Natural Gas	Gas	2004-open	Causes PUD 200400610, PUD 201000048, PUD 200900110
OK	Public Service Company of Oklahoma	Electric	2015-open	Cause PUD 201300217
PA	Columbia Gas	Gas	2013-open	Docket R-2012-2321748
TN	Atmos Energy	Gas	2012-open	Docket 12-00064
TN	Piedmont Natural Gas	Gas	2012-open	Docket 11-00144
TX	Atmos Energy - Mid-Tex Division	Gas	Occurred over period of years	No specific case
TX	Atmos Energy - West Texas Division	Gas	Occurred over period of years	No specific case
TX	Centerpoint Energy Houston Division	Gas	Occurred over period of years	No specific case
TX	Centerpoint Energy Beaumont/East Texas Division	Gas	Occurred over period of years	No specific case
VA	Columbia Gas of Virginia	Gas	Occurred over period of years	No specific case
VT	Vermont Gas Systems	Gas	Occurred over period of years	No specific case
WI	Madison Gas & Electric	Gas	2015-open	Docket 3270-UR-120
WI	Wisconsin Public Service	Gas	2015-open	Docket 6690-UR-123
WY	SourceGas Distribution	Gas	2011-open	Docket 30022-148-GR-10
WY	PacifiCorp (d/b/a Rocky Mountain Power)	Electric	2009-open	Docket 20000-333-ER-08

<sup>1</sup> Fixed variable pricing precedents include power and gas distributors that have a customer charge equal to or in excess of \$15 (or \$20 for vertically integrated electric utilities).

## IV. Forward Test Years

General rate cases involve “test years” in which revenue requirements and billing determinants (e.g., the residential delivery volume) are jointly considered in ratesetting. A historical test year ends before the rate case is filed. A forward (a/k/a “fully forecasted”) test year (“FTY”) begins after the rate case is filed. An FTY typically begins about the time the rate case is expected to end and new rates take effect. Two-year forecasts may be required in this event which span both the year of the rate case and the rate effective year.<sup>4</sup> In between forward and historical test years is the option of a “partially forecasted” test year in which some months of historical data on utility operations are combined with some months of forecasted data. Under this approach, actual data for all months usually become available during the course of the rate case.

Historical test years tend to be uncompensatory when cost is growing faster than billing determinants. Annual rate cases with historical test years can alleviate but not eliminate underearning under these conditions. The effect on credit metrics can be material.<sup>5</sup> Where historical test years are used, there are thus added advantages to implementing other Altreg innovations discussed in this survey.

Forward test years can fully compensate utilities when cost growth exceeds growth in billing determinants. If this imbalance is chronic, however, FTYs do not eliminate the problem of frequent rate cases. It is therefore not unusual for regulators to combine FTYs with other Altreg remedies, such as cost trackers or multiyear rate plans.

Many approaches are used to forecast costs in FTY rate cases. Some companies rely on their budgeting process to make cost projections. Others normalize data for an historical reference period, adjusted for known and measurable changes, and then use indexing and other statistical methods to extend projections. A mixture of forecasting methods is common. For example, index-based forecasting may be used only for O&M expenses.

FTYs were adopted in many jurisdictions during the 1970s and 1980s, when rapid inflation and major plant additions coincided with oil shock-induced slowdowns in the growth of average use. Several additional states have recently moved in the direction of FTYs. Some of these states are in the West, where comparatively rapid economic growth has required more rapid buildout of utility infrastructure.

Current state policies concerning test years are summarized below in Figure 7 and Table 6. In many jurisdictions the use of partially or fully-forecasted test years is not standardized. For example, in some jurisdictions, including Illinois and North Dakota, utilities are allowed to select their type of rate case test year. Test year selection may also be made part of the rate case (e.g., Utah). A few jurisdictions allow forward test years to be used in rate cases or formula rate plans, but not both (e.g., Illinois and Arkansas).

---

<sup>4</sup> A forward test year can in principle be the rate case year, and thereby not require two-year forecasts. Proposed rates can be established on an interim basis shortly after the filing.

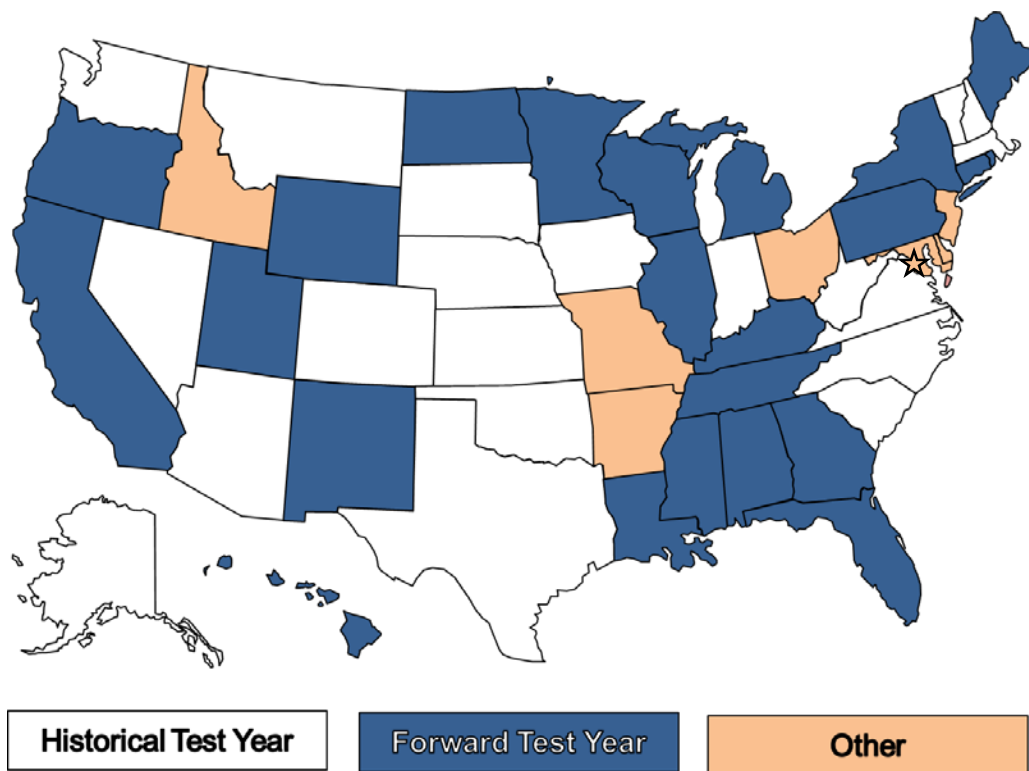
<sup>5</sup> For evidence see “Forward Test Years for US Electric Utilities” by Mark Newton Lowry, David Hovde, Lullit Getachew, and Matt Makos, Edison Electric Institute, 2010.

IV. Forward Test Years

Because of these complications, we have separated Table 6 into separate sections, specifying where FTYs are commonly used or occasionally used. Figure 7 shows jurisdictions where FTYs are commonly or occasionally used. Jurisdictions where partially-forecasted test years are commonly or occasionally used are in the category titled Other, with the remaining jurisdictions counted as historical test years.

The ranks of US jurisdictions that allow the use of forward test years have swollen and now encompass about half of the total. Since our 2013 survey, electric utilities in Pennsylvania have successfully used FTYs and utilities in Arkansas and Indiana have received legislative authorization for their use.<sup>67</sup> Forward test years are the norm in Canadian regulation.

Figure 7: Test Year Policy by State



<sup>6</sup> In addition, another electric utility in Mississippi was recently permitted to use a forward-looking formula rate plan.

<sup>7</sup> FTYs in Arkansas can only be used in formula rate plans.

Table 6

# Test Year Approaches of US Jurisdictions

Jurisdiction	Notes
<b>Fully-Forecasted Test Years Commonly Used (15)</b>	
Alabama	Utilities operate under forward-looking formula rate plans
California	
Connecticut	
FERC	Rate cases use forward test years but some formula rate plans use historical test years
Florida	
Georgia	
Hawaii	
Maine	
Michigan	
Minnesota	
New York	
Oregon	
Rhode Island	
Tennessee	
Wisconsin	
<b>Fully-Forecasted Test Years Occasionally Used (9)</b>	
Illinois	Utilities use various test years including forward test years ("FTYs")
Kentucky	Utilities use various test years including FTYs
Louisiana	Utilities use various test years including FTYs
Mississippi	Both electric utilities operate under forward-looking formula rate plans. Gas formula rate plans rely on historical test years ("HTYs").
New Mexico	A recently passed law allows for use of FTYs, and at least one rate increase based on FTY evidence has been approved
North Dakota	Utilities use various test years including FTYs
Pennsylvania	Partially-forecasted test years have traditionally been the norm. However, a law allowing fully-forecasted test years passed in 2012 and several electric utility rate increases based on FTY evidence have been approved.
Utah	Test year selection is part of the rate case and can be contested. Several recent rate cases have used FTYs.
Wyoming	Rocky Mountain Power has recently used FTYs
<b>Partially-Forecasted Test Years Commonly or Occasionally Used (8)</b>	
Arkansas	Utilities have typically used partially forecasted test years in rate cases. However, a recent bill authorized the use of formula rates with either historical or forecasted test periods.
Delaware	Before restructuring FTY filings were common, but companies have used a mix of HTYs and partially-forecasted test years in recent filings
District of Columbia	PEPCO has filed rate cases using both hybrid and historical test years recently
Idaho	
Maryland	Utilities use various test years excluding FTYs
Missouri	Utilities have the option to file partially-forecasted test years
New Jersey	
Ohio	
<b>Historical Test Years Commonly Used (20)</b>	
Alaska	
Arizona	
Colorado	Utilities have filed FTY evidence. However, no FTY rates have yet been approved but a recent case made extraordinary HTY adjustments.
Indiana	A recently passed law allows for use of FTYs, but no rate increase based on FTY evidence has been approved for an energy utility to date
Iowa	
Kansas	
Massachusetts	
Montana	
Nebraska	Nebraska has no electric IOUs. Gas companies are legally authorized to use FTYs but commonly use HTYs.
Nevada	
New Hampshire	
North Carolina	
Oklahoma	
South Carolina	
South Dakota	
Texas	
Vermont	
Virginia	
Washington	
West Virginia	

## V. Multiyear Rate Plans

Multiyear rate plans (“MRPs”) are designed to reduce regulatory cost, while increasing the utility incentive for efficient operation. Rate cases are held infrequently, most often at three to five year intervals. Between rate cases, rate escalations are based on a combination of automatic attrition relief mechanisms (“ARMs”) and cost trackers. The rate adjustments provided by ARMs are largely “external” in the sense that they give a utility an *allowance* for cost growth rather than reimbursement for its *actual* growth.

The “externalization” of ratemaking that ARMs and rate case moratoria achieve gives utilities more opportunity to profit from improved performance. Benefits of better performance can be shared between the utility and its customers. Performance incentives are strengthened despite streamlined regulation. Lower regulatory cost has special appeal in jurisdictions where numerous utilities must be regulated.

ARMs can cap growth in rates (e.g., customer charges and cents per kWh) or allowed revenue. Rate caps are favored when and where utilities are encouraged to bolster customer use of the grid. Revenue caps are usually combined with revenue decoupling mechanisms, and are often favored where utilities must cope with declining average use and/or policymakers strongly encourage DSM.

Several approaches to ARM design are well-established. These include multiyear cost forecasts, indexing, and hybrids. Indexing escalates rates (or revenue) automatically for inflation and sometimes also for growth in other cost drivers like the number of customers served. A hybrid approach to ARM design was developed in the US that involves indexing of revenue for O&M expenses and forecasts for capital cost revenue.

The indexing approach to ARM design has been more common for UDCs because their cost growth is relatively gradual and predictable. Hybrid and forecasted ARMs have historically been more common for vertically integrated electric utilities because occasional major plant additions have given their cost trajectories more of a “stairstep” pattern. However, this pattern is becoming less common in an era when demand growth is slower and fewer large power plants are under construction. Some VIEUs operating under MRPs have separate ARMs for generation and distribution.

Cost trackers are often used in MRPs to address changes in business conditions that are difficult to address using ARMs. A tracker that recovers a large portion of a utility’s capex cost can sometimes permit the company to operate under a multiyear freeze on rates for other non-energy costs. MRPs with “tracker/freeze” provisions for vertically integrated utilities often accord tracker treatment to costs of new or refurbished generating plants.<sup>8</sup> Trackers also address *force majeure* events like severe storms and changes in tax rates that affect costs.

Many MRPs feature earnings sharing mechanisms (“ESMs”) that automatically share earnings surpluses and/or deficits that result when the rate of return on equity (“ROE”) deviates from its regulated target. Some MRPs feature “off-ramps” that permit plan suspension when earnings are unusually high or low.

---

<sup>8</sup> A good example is the Generation Base Rate Adjustment in the current MRP of Florida Power & Light.

Plans often feature performance incentive mechanisms that are linked to the utility's service quality. With stronger cost containment incentives, there is a greater need for a link between revenue and service quality. Many MRPs combine revenue decoupling, the tracking of DSM expenses, and performance incentives for DSM. The stronger incentive to contain cost that MRPs provide then becomes a "fourth leg" for the DSM stool.

MRPs have long been used to regulate utilities where market-responsive rates and services are a priority. Infrequent rate cases reduce the regulatory cost of allocating the revenue requirement between a complex and changing mix of market offerings and lessen concerns about cross-subsidization. These benefits of MRPs can be enhanced by designing other plan provisions in ways that insulate core customers from potentially adverse consequences of marketing flexibility.

For example, in the early 1990s, Maine's electric utilities were still vertically integrated and needed flexibility in marketing power to paper and pulp customers, some of whom had cogeneration options. The commission, under the chairmanship of Thomas Welch (a former telecom industry lawyer) approved a succession of price cap plans for Central Maine Power which facilitated marketing flexibility. As a result, the company had more freedom to enter into special contracts. The stronger incentives the company had to offer the right discounts to customers at risk of bypass was acknowledged by the commission when costs were allocated in later rate cases.

MRPs were first widely used in the United States to regulate railroad, oil pipeline, and telecommunications companies. A major attraction was the ability of MRPs to afford utilities flexibility in serving markets with diverse competitive pressures and complex, changing customer needs. US and Canadian precedents for MRPs in the electricity and gas utility industries are indicated in Table 7 and Figures 8a and 8b.<sup>9</sup> In the US, MRPs have traditionally been most common in California and the Northeast. MRPs have been adopted by well-known VIEUs in Florida, North Dakota, and Virginia since our 2012 survey. A number of states have, additionally, experimented with "mini-MRPs" with terms of only two years. The forecast and tracker/freeze approaches to ARM design are most common currently in the US. The Federal Energy Regulatory Commission ("FERC") uses MRPs with index-based ARMs to regulate oil pipelines.

Canada is moving towards MRPs with index-based ARMs for gas and electric power distribution in all four populous provinces. In advanced economies overseas, MRPs are more the rule than the exception for utility regulation. Australia, Britain, and New Zealand are long time practitioners.

---

<sup>9</sup> Rate freezes without extensive supplemental funding from capital cost trackers are excluded from Table 7 and Figures 8a and 8b.

Figure 8a: Recent US Multiyear Rate Plan Precedents by State

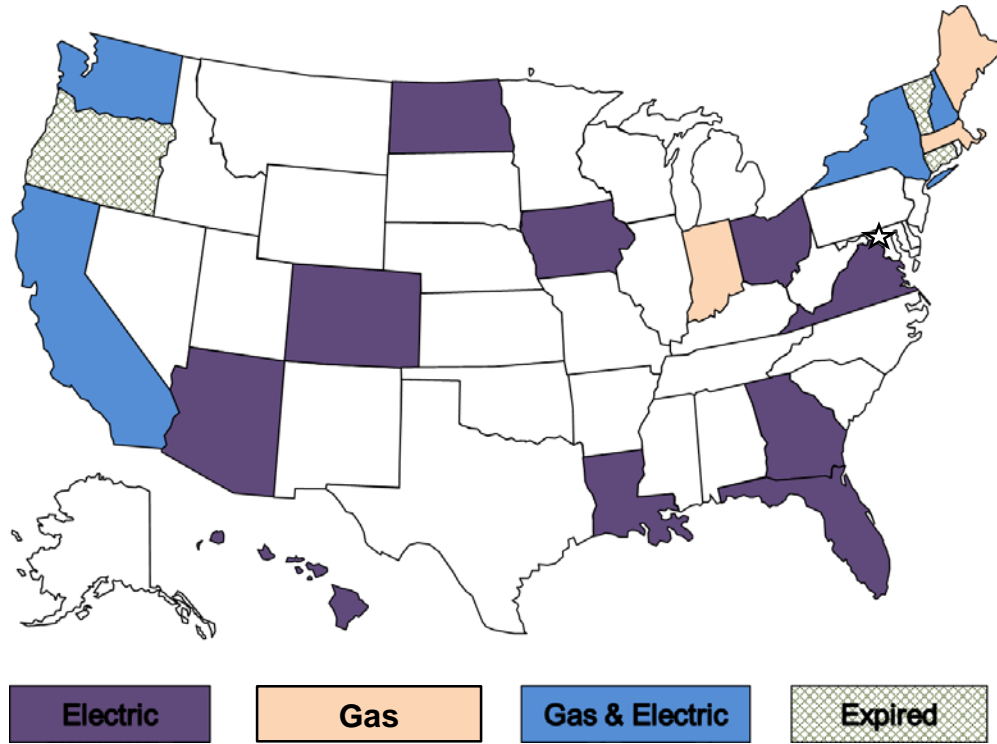


Figure 8b: Recent Canadian Multiyear Rate Plan Precedents by Province

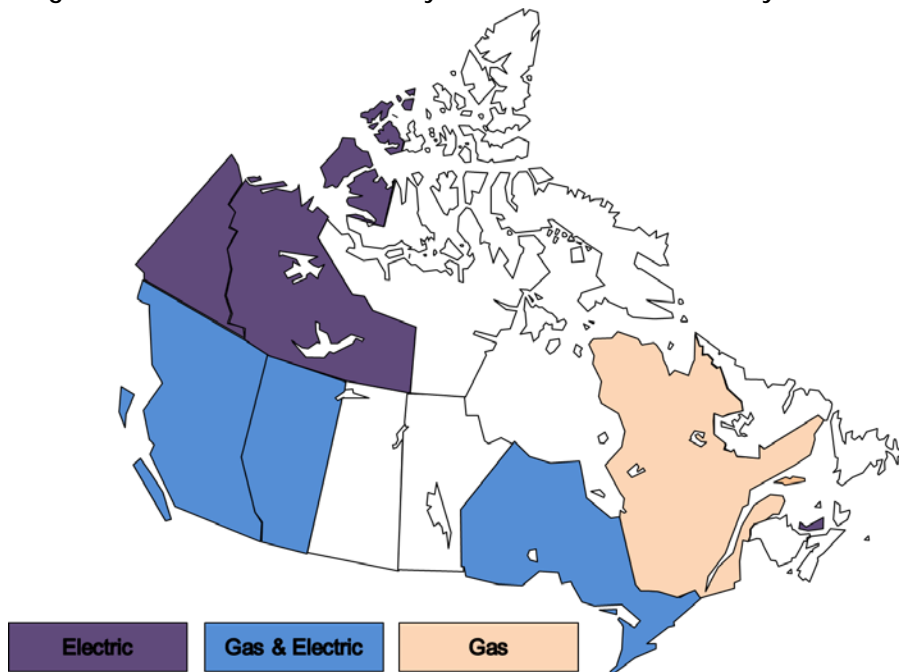


Table 7

# Multiyear Rate Plan Precedents <sup>1</sup>

Jurisdiction	Company	Plan Term	Services Covered	Rate Escalation Provisions	Earnings Sharing Provisions	Case Reference
<b>Current</b>						
<b>United States</b>						
AZ	Arizona Public Service	2012-2016	Bundled power service	Rate Freeze with an adjustment to account for purchase of SCE's share of Four Corners generating facility, additional capital and other cost trackers, LRAM	None	Decision 73183; May 2012
CA	Bear Valley Electric Service	2013-2016	Power distribution	Revenue Cap Stairstep	None	Decision 14-11-002; November 2014
CA	California Pacific Electric	2013-2015	Power distribution	Revenue Cap Index	None	Decision 12-11-030; November 2012
CA	Pacific Gas & Electric	2014-2016	Gas & bundled power service	Revenue Cap Stairstep	None	Decision 14-08-032; August 2014
CA	PacifiCorp	2011-2013, extended through 2016	Bundled power service	Price Cap Index: Rates escalated by Global Insight forecast of CPI, less 0.5% productivity factor; supplemental funding for major plant additions can be requested in annual filings	None	Decision 10-09-010; September 2010
CA	San Diego Gas & Electric	2012-2015	Gas & bundled power service	Revenue Cap Stairstep	None	Decision 13-05-010; May 2013
CA	Southern California Gas	2012-2015	Gas	Revenue Cap Stairstep	None	Decision 13-05-010; May 2013
CA	Southwest Gas	2014-2018	Gas	Revenue Cap Stairstep	None	Decision 14-06-028; June 2014
CO	Public Service of Colorado	2015-2017	Bundled power service	Rate Freeze with multiple capital cost trackers	Sharing of overearnings only up to earnings cap	Decision C15-0292; March 2014
FL	Florida Power & Light	2013-2016	Bundled power service	Rate Freeze with multiple capital and other cost trackers	None	Docket 120015-EI; December 2012
FL	Gulf Power	2014-June 2017	Bundled power service	Price Cap Stairstep through 2015, Rate Freeze beyond	None	Docket 130140-EI; December 2013
FL	Duke Energy Florida (formerly Progress Energy Florida)	2012-2016, extended through 2018	Bundled power service	Rate Freeze with one step plus capital and other cost trackers	None	Dockets 120022-EI and 130208-EI; 2012 and November 2013
FL	Tampa Electric	2013-2017	Bundled power service	Revenue Cap Stairstep	None	Docket 130040-EI
GA	Georgia Power	2014-2016	Bundled power service	Revenue Cap Stairstep	Sharing of overearnings only with deadband	Docket 36989; December 2013
HI	Hawaiian Electric Company	2012-open	Bundled power service	Revenue Cap Hybrid	Sharing of overearnings only without deadband, multiple sharing levels	Dockets 2008-0274 & 2008-0083
HI	Hawaiian Electric Light Company	2013-open	Bundled power service	Revenue Cap Hybrid	Sharing of overearnings only without deadband, multiple sharing levels	Dockets 2008-0274 & 2009-0164
HI	Maui Electric	2013-open	Bundled power service	Revenue Cap Hybrid	Sharing of overearnings only without deadband, multiple sharing levels	Dockets 2008-0274 & 2009-0163
IA	MidAmerican Energy	2014-2017	Bundled power service	Revenue Cap Stairstep for 2014-2016, Rate Freeze for 2017	Sharing of overearnings only with deadband up to earnings cap	RPU-2013-0004
IN	Northern Indiana Public Service Company	2015-2020	Gas	Rate Freeze with capital and other cost trackers, possible reopening in 2017	Earnings cap implemented if company overearns since last rate case or prior 59 months, whichever is less	Cause 43894 and 44403 TDSIC 1 (August 2013 and January 2015)
LA	Cleco Power	2014-2017	Bundled power service	Rate Freeze with capital and other cost trackers	Sharing of overearnings only with deadband up to earnings cap	Docket U-32779; June 2014
MA	Bay State Gas	2015-2018	Gas	Revenue Cap Stairstep for 2015, 2016, Revenue Freeze through October 2018	None	DPU 15-150; October 2015
ME	Summit Natural Gas of Maine	2013-2022	Gas	Price Cap Indexing: 75% of change in GDPPi	None until company has 1,000 or more customers, then sharing of under/overearnings evenly with deadband	Docket 2012-258; January 2013
NH	Northern Utilities	May 2014 - April 2017	Gas	Revenue Cap Stairstep for 2014-2015, Rate Freeze in 2016	Sharing of overearnings only with deadband up to earning cap	DG 13-086; April 2014
NH	Public Service Company of New Hampshire	2010-2015	Power distribution (generation regulated separately)	Revenue Cap Stairstep: Rate increases allowed to account for distribution capital additions in 2010-2013	Sharing of overearnings only with deadband	DE 09-035
NH	Unitil Energy Systems	2011-2016	Power distribution	Revenue Cap Stairstep: Rate increases allowed to account for distribution capital additions in 2011-2013	Sharing of overearnings only with deadband	DE 10-055



Table 7 (cont'd)

Jurisdiction	Company	Plan Term	Services Covered	Rate Escalation Provisions	Earnings Sharing Provisions	Case Reference
<b>Current (cont'd)</b>						
<b>United States (cont'd)</b>						
NY	Central Hudson Gas & Electric	2015-2018	Gas & power distribution	Revenue Cap Stairstep	Sharing of overearnings with deadband and multiple sharing bands	Cases 14-E-0318, 14-G-0319
NY	Consolidated Edison	2014-2016	Gas	Revenue Cap Stairstep	Sharing of overearnings only with deadband and multiple bands	Case 13-G-0031
NY	Corning Natural Gas	2012-2015	Gas	Revenue Cap Stairstep	Sharing of overearnings only with deadband and multiple bands	Case 11-G-0280
NY	Orange & Rockland Utilities	November 2015-October 2018	Gas	Revenue Cap Stairstep	Sharing of overearnings only with deadband and multiple sharing bands	Case 14-G-0494
ND	Northern States Power - Minnesota	2013-2016	Bundled power service	Revenue Cap Stairstep for 2013-2015, Rate Freeze in 2016	Sharing of overearnings only without deadband, earnings adjusted for effects of weather	Case PU-12-813
OH	First Energy Ohio	2011-2014, later extended to 2016	Power distribution	Rate Freeze supplemented by capital and other cost trackers	Company subject to Significantly Excessive Earnings Test conducted annually	Cases 11-388-EL-SSO, 12-1230-EL-SSO
US	All	2011-2016	Oil pipelines	Price Cap Index: PPI-Finished Goods + 2.65%	None	Docket RM10-25-000; December 2010
VA	Appalachian Power	2014-2017	Bundled power service	Rate Freeze supplemented by capital and other cost trackers	None	Senate Bill 1349
VA	Virginia Electric Power	2015-2019	Bundled power service	Rate Freeze supplemented by capital and other cost trackers	None	Senate Bill 1349
WA	Puget Sound Energy	2013-2016	Gas & bundled power service	Revenue Cap Stairstep	Sharing of overearnings only without deadband, equal sharing between company and customers	Dockets UE-121697 and UG-121705
<b>Canada</b>						
Alberta	Altgas Utilities and ATCO Gas	2013-2017	Gas	Revenue per Customer Indexing: Input price index - 1.16%, + capital cost trackers	None	Decision 2012-237
Alberta	ATCO Electric, EPCOR, Fortis Alberta	2013-2017	Power distribution	Price Cap Index: Input Price Index - 1.16%, + capital cost trackers	None	Decision 2012-237
British Columbia	FortisBC	2014-2018	Bundled power service	Revenue Cap Index: I-Factor - 1.03%, + capital cost tracker for CPCN projects	Symmetric without deadband	Project #3698719, Decision; September 2014
British Columbia	FortisBC Energy	2014-2018	Gas	Revenue Cap Index: I-Factor - 1.1%, + capital cost tracker for CPCN projects	Symmetric without deadband	Project #3698715, Decision; September 2014
Ontario	All unless company opts out	2014-2018	Power distribution	Price Cap Index: Input price index - (0%+stretch); stretch factor reassigned annually, + capital cost tracker option available	None	EB-2010-0379 Report of the Board; November 2013
Ontario	Horizon Utilities	2015-2019	Power distribution	Revenue Cap Stairstep	Sharing of overearnings only without deadband	EB-2014-0002; December 2014
Ontario	Hydro One Networks	2015-2017	Power distribution	Revenue Cap Stairstep	None	EB-2014-0247; March 2015
Ontario	Enbridge Gas Distribution	2014-2018	Gas	Revenue Cap Stairstep	Sharing of overearnings only without deadband	EB-2012-0459, Decision with Reasons; July 2014
Ontario	Union Gas Limited	2014-2018	Gas	Revenue Cap Index: 40% of growth in GDP-IPI	Sharing of overearnings only with deadband, multiple sharing ranges	EB 2013-0202 Decision; October 2013
Prince Edward Island	Maritime Electric	2013-2016	Bundled power service	Price Cap Stairstep: Bill defines rates for each year.	Earnings cap set at allowed ROE, no floor	Bill 26 (2012) Electric Power (Energy Accord Continuation) Amendment Act
Quebec	Gazifere	2011-2015	Gas distribution	Price Cap Index	Sharing of overearnings only without deadband and multiple sharing bands up to earnings cap	D-2010-112; August 2010
Yukon Territory	Yukon Electrical Company, Limited	2013-2015	Bundled power service	Revenue Cap Stairstep	None	Board Order 2014-06; April 2014

Table 7 (cont'd)

Jurisdiction	Company	Plan Term	Services Covered	Rate Escalation Provisions	Earnings Sharing Provisions	Case Reference
<b>Current (cont'd)</b>						
<b>Great Britain</b>						
Great Britain	All	2013-2021	Gas and power transmission	British-Style Hybrid	Not reviewed	RIIO-T1 Final Proposals, April and December 2012
Great Britain	All	2013-2021	Gas distribution	British-Style Hybrid	Not reviewed	RIIO-GD1 Final Proposals, December 2013
Great Britain	All	2015-2023	Power distribution	British-Style Hybrid	Variations of cost from budgets shared through Information Quality Incentive Mechanism	RIIO-ED1 Final Proposals, December 2014
<b>Australia/New Zealand</b>						
Australia	ActewAGL	2015-2019	Power transmission & distribution	Australian-Style Hybrid	Not reviewed	Final Decision ActewAGL distribution determination 2015-16 to 2018-19; April 2015
Australia	Ausgrid	2015-2019	Power distribution	Australian-Style Hybrid	Not reviewed	Final Decision Ausgrid distribution determination 2015-16 to 2018-19; April 2015
Australia	Directlink	2015-2020	Power transmission	Australian-Style Hybrid	Not reviewed	Final Decision Directlink transmission determination 2015-16 to 2019-20; April 2015
Australia	Endeavour Energy	2015-2019	Power distribution	Australian-Style Hybrid	Not reviewed	Final Decision Endeavour Energy distribution determination 2015-16 to 2018-19; April 2015
Australia	Energex	2015-2020	Power distribution	Australian-Style Hybrid	Not reviewed	Final Decision Energex determination 2015-16 to 2019-20
Australia	Ergon Energy	2015-2020	Power distribution	Australian-Style Hybrid	Not reviewed	Final Decision Ergon Energy determination 2015-16 to 2019-20
Australia	Essential Energy	2015-2019	Power distribution	Australian-Style Hybrid	Not reviewed	Final Decision Essential Energy distribution determination 2015-16 to 2018-19; April 2015
Australia	Jemena Gas Networks	2015-2020	Gas distribution	Australian-Style Hybrid	Not reviewed	Final Decision Jemena Gas Networks (NSW) Ltd Access Arrangement 2015-20; June 2015
Australia	SA Power Networks	2015-2020	Power distribution	Australian-Style Hybrid	Not reviewed	Final Decision SA Power Networks determination 2015-16 to 2019-20
Australia	TasNetworks	2015-2019	Power transmission	Australian-Style Hybrid	Not reviewed	Final Decision TasNetworks transmission determination 2015-16 to 2018-19; April 2015
Australia	TransGrid	2015-2018	Power transmission	Australian-Style Hybrid	Not reviewed	Final Decision TransGrid transmission determination 2015-16 to 2017-18; July 2015
Australia	Power & Water	2014-2019	Power transmission & distribution	Australian-Style Hybrid	Not reviewed	2014 Networks Price Determination Final Determination Part-A Statement of Reasons; April 2014
Australia	All Queensland Distributors	2011-2016	Gas distribution	Australian-Style Hybrid	Not reviewed	Access Arrangement Proposal for Qld Gas Network, Final Decision; June 2011
Australia	Energex and Ergon Energy	2010-2015	Power distribution	Australian-Style Hybrid	Not reviewed	Queensland Distribution Determination 2011-11 to 2014-15 (Final Decision)
Australia	Envestra	2011-2016	Gas distribution	Australian-Style Hybrid	Not reviewed	Access Arrangement Proposal for the SA Gas Network, Final Decision; June 2011
Australia	All Victorian Distributors	2013-2017	Gas distribution	Australian-Style Hybrid	Not reviewed	Access Arrangement Final Decision; March 2013

Table 7 (cont'd)

Jurisdiction	Company	Plan Term	Services Covered	Rate Escalation Provisions	Earnings Sharing Provisions	Case Reference
<b>Current (cont'd)</b>						
<b>Australia/New Zealand (cont'd)</b>						
Australia	CitiPower	2011-2015	Power distribution	Australian-Style Hybrid	Not reviewed	CitiPower Pty Distribution Determination 2011-2015; September 2012
Australia	Powercor	2011-2015	Power distribution	Australian-Style Hybrid	Not reviewed	Powercor Australia Ltd Distribution Determination 2011-2015; October 2012
Australia	Jemena Electricity Networks	2011-2015	Power distribution	Australian-Style Hybrid	Not reviewed	Jemena Electricity Networks (Victoria) Ltd Distribution Determination 2011-2015; September 2012
Australia	SP AusNet	2011-2015	Power distribution	Australian-Style Hybrid	Not reviewed	SPI Electricity Pty Ltd Distribution Determination 2011-2015; August 2013
Australia	United Energy Distribution	2011-2015	Power distribution	Australian-Style Hybrid	Not reviewed	United Energy Distribution Distribution Determination 2011-2015; September 2012
New Zealand	All but Orion Electric	2015-2020	Power distribution	Revenue Cap Index: CPI-0% for most companies	None	Project no. 14.07/14118; November 2014
New Zealand	All	2013-2017	Gas distribution	New Zealand-Style Hybrid	Not reviewed	Project no. 15.01/13199
New Zealand	All	2013-2017	Gas transmission	New Zealand-Style Hybrid	Not reviewed	Project no. 15.01/13199
<b>Historic</b>						
<b>United States</b>						
CA	Bear Valley Electric Service	2009-2012	Power distribution	Revenue Cap Stairstep	None	Decision 09-10-028; October 2009
CA	Pacific Gas & Electric	2011-2013	Gas & bundled power service	Revenue Cap Stairstep	None	Decision 11-05-018; May 2011
CA	Pacific Gas & Electric	2007-2010	Gas & bundled power service	Revenue Cap Stairstep	None	Decision 07-03-044; March 2007
CA	Pacific Gas & Electric	2004-2006	Gas & bundled power service	Revenue Cap Index	None	Decision 04-05-055; May 2004
CA	Pacific Gas & Electric	1993-1995	Gas & bundled power service	Revenue Cap Hybrid	None	Decision 92-12-057; December 1992
CA	Pacific Gas & Electric	1990-1992	Gas & bundled power service	Revenue Cap Hybrid	None	Decision 89-12-057; December 1989
CA	Pacific Gas & Electric	1987-1989	Gas & bundled power service	Revenue Cap Hybrid	None	Decision 86-12-092; December 1986
CA	Pacific Gas & Electric	1984-1986	Gas & bundled power service	Revenue Cap Hybrid	None	Decisions 83-12-068; December 1983 and 85-12-076; December 1985
CA	PacifiCorp	2007-2009, extended to 2010	Bundled power service	Price Cap Index	None	Decisions 06-12-011; December 2006 and 09-04-017; April 2009
CA	PacifiCorp	1994-1996	Bundled power service	Price Cap Index	None	Decision 93-12-106; December 1993
CA	PacifiCorp	1984-1987	Bundled power service	Revenue Cap Hybrid	None	Decisions 84-07-150; July 1984 and 85-12-076; December 1985
CA	San Diego Gas & Electric	2008-2011	Gas & bundled power service	Revenue Cap Stairstep	None	Decision 08-07-046; July 2008
CA	San Diego Gas & Electric	2005-2007	Gas & bundled power service	Revenue Cap Index	Sharing of overearnings only with deadband and multiple sharing bands	Decision 05-03-025; March 2005
CA	San Diego Gas and Electric	1999-2002	Gas & power distribution	Price Cap Index	Sharing of overearnings only above deadband with multiple sharing bands	Decision 99-05-030; May 1999

Table 7 (cont'd)

Jurisdiction	Company	Plan Term	Services Covered	Rate Escalation Provisions	Earnings Sharing Provisions	Case Reference
<b>Historic (cont'd)</b>						
<b>United States (cont'd)</b>						
CA	San Diego Gas & Electric	1994-1999	Gas & bundled power service	Revenue Cap Hybrid	Sharing of overearnings only with deadband and multiple sharing bands up to an earnings cap	Decision 94-08-023; August 1984
CA	San Diego Gas & Electric	1989-1993	Gas & bundled power service	Revenue Cap Hybrid	None	Decision 88-12-085; December 1988
CA	San Diego Gas & Electric	1986-1988	Gas & bundled power service	Revenue Cap Hybrid	None	Decision 85-12-108; December 1985
CA	Sierra Pacific Power	2009-2011, extended to 2012	Bundled power service	Price Cap Index	None	Decision 09-10-041; October 2009
CA	Sierra Pacific Power	1990-1992	Bundled power service	Revenue Cap Hybrid	None	Decision 90-07-060; July 1990
CA	Southern California Edison	2012-2014	Bundled power service	Revenue Cap Hybrid	None	Decision 12-11-051; November 2012
CA	Southern California Edison	2009-2011	Bundled power service	Revenue Cap Stairstep	None	Decision 09-03-025; March 2009
CA	Southern California Edison	2006-2008	Bundled power service	Revenue Cap Hybrid	None	Decision 06-05-016; May 2006
CA	Southern California Edison	2004-2006	Bundled power service	Revenue Cap Hybrid	None	Decision 04-07-022; July 2004
CA	Southern California Edison	1997-2001	Power distribution	Price Cap Index	Sharing of over/underearnings outside deadband with multiple sharing bands	Decision 96-09-092; September 1996
CA	Southern California Edison	1986-1991	Bundled power service	Revenue Cap Hybrid	None	Decision 85-12-076; December 1985
CA	Southern California Gas	2008-2011	Gas	Revenue Cap Stairstep	None	Decision 08-07-046; July 2008
CA	Southern California Gas	2005-2007	Gas	Revenue Cap Index	Sharing of overearnings only with deadband and multiple sharing bands	Decision 05-03-025; March 2005
CA	Southern California Gas	1998-2003	Gas	Revenue Cap Index	Sharing of over/underearnings outside deadband with multiple sharing bands	Decision 97-07-054; July 1997
CA	Southern California Gas	1990-1993	Gas	Revenue Cap Hybrid	None	Decision 90-01-016; January 1990
CA	Southern California Gas	1985-1989	Gas	Revenue Cap Hybrid	None	1984, 85-12-076; December 1985, and 87-05-027; May 1987
CA	Southwest Gas	2009-2013	Gas	Revenue Cap Stairstep	None	Decision 08-11-048; November 2008
CO	Public Service Company of Colorado	2012-2014	Bundled power service	Revenue Cap Stairstep	Sharing of overearnings only without deadband, multiple sharing bands up to earnings cap	Decision C12-0494
CT	Connecticut Light & Power	2004-2007	Power distribution	Revenue Cap Stairstep	Even sharing of overearning without deadband	Docket 03-07-02
CT	United Illuminating	2006-2008	Power distribution	Revenue Cap Stairstep	Even sharing of overearning without deadband	Docket 05-06-04
FL	Florida Power & Light	2006-2009	Bundled power service	Rate Freeze with exception for new generating facilities after they are in service and multiple capital and other cost trackers	None	Docket 050045-EI
FL	Progress Energy Florida	2006-2009	Bundled power service	Rate Freeze with 1 step to reflect generation brought in-service and multiple capital and other cost trackers	None	Docket 050078-EI
GA	Georgia Power	2011-2013	Bundled power service	Revenue Cap Stairstep; Rate increases permitted for DSM and major generation plant additions	Sharing of overearnings only with deadband	Docket 31958
IA	MidAmerican Energy	2001-2005, extended to 2013	Bundled power service	Rate Freeze with nuclear capital and other cost trackers	Sharing of overearnings only in multiple sharing bands, deadband not applicable due to no allowed ROE	Dockets RPU-01-3 and RPU-2012-0001
LA	Cleco Power	2009-2014	Bundled power service	Rate Freeze with capital cost tracker	Sharing of overearnings only with deadband up to earnings cap	Order U-30689
MA	Bay State Gas	2006-2015, terminated in 2009	Gas distribution	Price Cap Index	75-25 shareholders-ratepayers sharing around deadband	Docket DTE 05-27
MA	Berkshire Gas	February 2002-January 2012	Gas distribution	No adjustment until September 2004, then Price Cap Index	None	Docket D.T.E. 01-56

Table 7 (cont'd)

Jurisdiction	Company	Plan Term	Services Covered	Attrition Relief Mechanism	Earnings Sharing Provisions	Case Reference
<b>Historic (cont'd)</b>						
<b>United States (cont'd)</b>						
MA	Boston Gas (I)	1997-2001	Gas distribution	Price Cap Index	75-25 shareholders-ratepayers sharing around deadband	Docket D.P.U. 96-50-C (Phase I); May 1997
MA	Boston Gas (II)	2004-2013, Terminated in 2010	Gas distribution	Price Cap Index	75-25 shareholders-ratepayers sharing around deadband	Docket DTE 03-40
MA	Blackstone Gas	November 1, 2004 - October 31, 2009	Gas distribution	Price Cap Index	Even sharing of earnings above/below deadband	Docket D.T.E. 04-79
MA	Nstar	2006-2012	Power distribution	Price Cap Index	Deadband with 50-50 sharing of over and underearnings	Docket D.T.E. 05-85
ME	Bangor Gas	2000-2009, extended to 2012	Gas distribution	Price Cap Index	Even sharing of overearnings only. No allowed ROE established for company and no determination of a deadband.	Docket 970795; June 1998
ME	Bangor Hydro Electric (I)	1998-2000	Power distribution	Price Cap Index	50/50 sharing around deadband	Docket 97-116; March 1998
ME	Central Maine Power (I)	1995-1999	Bundled power service	Price Cap Index	Even sharing of earnings above/below deadband	Docket 92-345 Phase II; January 1995
ME	Central Maine Power (II)	2001-2007	Power distribution	Price Cap Index	50-50 sharing below deadband	Docket 99-666; November 2000
ME	Central Maine Power (III)	2009-2013	Power distribution	Price Cap Index: GDPPI - 1%, separate capital cost tracker for AMI	50-50 sharing above 11% ROE	Docket 2007-215
ME	Maine Natural Gas	2010-2012	Gas	Revenue Cap Stairstep with steps conditioned on company earnings	None	Docket 2009-67
NY	Brooklyn Union Gas	October 1, 1991 - September 30, 1994	Gas	Revenue Cap Stairstep	Sharing of overearnings only without deadband	Case 90-G-0981, Opinion 91-21; October 1991
NY	Brooklyn Union Gas	October 1, 1994 - September 30, 1997	Gas	Revenue Cap Stairstep	Sharing of overearnings only without deadband and multiple sharing bands	Case 93-G-0941, Opinion 94-22; October 1994
NY	Central Hudson Gas & Electric	2010-2013	Gas & power distribution	Revenue Cap Stairstep	Sharing of overearnings with deadband and multiple sharing bands	Case 09-E-0588
NY	Central Hudson Gas & Electric	July 1, 2006 - June 30, 2009	Gas & power distribution	Price Cap Stairstep	Sharing of overearnings only with deadband, multiple sharing bands up to earnings cap	Case 05-E-0934 & Case 05-G-0935; July 2006
NY	Consolidated Edison	2010-2013	Gas	Revenue Cap Stairstep	Sharing of overearnings only with deadband that varies annually and multiple sharing bands	Case 09-G-0795
NY	Consolidated Edison	2007-2010	Gas	Revenue Cap Stairstep	Even sharing of overearnings only above deadband, sharing threshold adjustable depending on work with DSM program administrator for first year only	Case 06-G-1332
NY	Consolidated Edison	October 1, 1994 - September 30, 1997	Gas	Revenue Cap Stairstep	Even sharing of overearnings only above deadband	Case 93-G-0996, Opinion 94-2; October 1994
NY	Consolidated Edison	2010-2013	Power distribution	Revenue Cap Stairstep	Sharing of overearnings only above deadband with multiple sharing bands	Case 09-E-0428
NY	Consolidated Edison	April 1, 2005 - March 31, 2008	Power distribution	Price Cap Stairstep	Sharing of overearnings only with multiple bands. No allowed ROE approved.	Case 04-E-0572; March 2005
NY	Consolidated Edison	1992-1995	Bundled power service	Revenue Cap Stairstep	Even sharing of overearnings with varying allowed ROE and no deadband	Opinion 92-8
NY	Keyspan Energy Delivery - Long Island	2010-2012	Gas	Revenue Cap Stairstep	Sharing of overearnings only above deadband with multiple sharing bands, sharing threshold adjustable for good DSM performance	Case 06-G-1185
NY	Keyspan Energy Delivery - New York	2010-2012	Gas	Revenue Cap Stairstep	Sharing of overearnings only above deadband with multiple sharing bands, sharing threshold adjustable for good DSM performance	Case 06-G-1186
NY	Long Island Lighting Company	December 1, 1993 - November 30, 1996	Gas	Revenue Cap Stairstep	Even sharing of overearnings only with deadband	Case 93-G-002, Opinion 93-23; December 1993
NY	Long Island Lighting Company	1992-1994	Bundled power service	Revenue Cap Stairstep	Even sharing of overearnings only without deadband	Opinion 92-8

Table 7 (cont'd)

Jurisdiction	Company	Plan Term	Services Covered	Attrition Relief Mechanism	Earnings Sharing Provisions	Case Reference
<b>Historic (cont'd)</b>						
<b>United States (cont'd)</b>						
NY	New York State Electric & Gas	2010-2013	Gas & power distribution	Revenue Cap Stairstep	Sharing of overearnings only with deadband that varies annually and multiple sharing bands	Case 09-E-0715
NY	New York State Electric & Gas	August 1, 1995 - July 31, 1998, Years 2 and 3 not implemented due to restructuring	Bundled power service	Revenue Cap Stairstep	Sharing of overearnings only with annually varying deadbands	Case 94-M-0349, Opinion 95-27; September 1995
NY	New York State Electric & Gas	December 1, 1993 - August 31, 1995	Gas & bundled power service	Revenue Cap Stairstep	Even sharing of overearnings only above deadband	Case 92-G-1086, Opinion 93-22; November 1993
NY	Niagara Mohawk	July 1, 1990 - December 31, 1992	Gas & bundled power service	Revenue Cap Stairstep	Sharing of overearnings only without deadband up to earnings cap	Case 29327, Opinion 89-37; June 1991
NY	Orange & Rockland Utilities	2009-2012	Gas	Revenue Cap Stairstep	Sharing of overearnings only beyond deadband and multiple sharing bands	Case 08-G-1398
NY	Orange & Rockland Utilities	November 1, 2006 - October 31, 2009	Gas	Price Cap Stairstep	Sharing of overearnings only beyond deadband and multiple sharing bands	Case 05-G-1494; October 2006
NY	Orange & Rockland Utilities	November 1, 2003 - October 31, 2006	Gas	Price Cap Stairstep	Even sharing of overearnings only without deadband	Case 02-G-1553; October 2003
NY	Orange & Rockland Utilities	2012-2015	Power distribution	Revenue Cap Stairstep	Sharing of overearnings only with deadband and multiple bands	Case 11-E-0408
NY	Orange & Rockland Utilities	2008-2011	Power distribution	Revenue Cap Stairstep	Sharing of overearnings only above deadband with multiple sharing bands	Case 07-E-0949
NY	Orange & Rockland Utilities	1991-1993	Bundled power service	Revenue Cap Stairstep	Even sharing of overearnings above deadband	Case 89-E-175
NY	Rochester Gas & Electric	2010-2013	Gas & power distribution	Revenue Cap Stairstep	Sharing of overearnings only with deadband that varies annually and multiple sharing bands	Case 09-E-0717
NY	Rochester Gas & Electric	July 1, 1993 - June 30, 1996	Gas & bundled power service	Revenue Cap Stairstep	Earnings cap only	Case 92-G-0741, Opinion No. 93-19; August 1993
OH	AEP-Ohio	2012-2015	Power distribution	Rate Freeze supplemented by capital and other cost trackers	Company subject to Significantly Excessive Earnings Test conducted annually	Case No. 11-346-EL-SSO; August 2012
OH	Cincinnati Gas & Electric	2009-2011	Power generation	Price Cap Stairstep	Company subject to Significantly Excessive Earnings Test conducted annually	Case 08-920-EL-SSO
OR	PacifiCorp	1998-2001	Power distribution	Revenue Cap Index	Sharing of over/underearning outside deadband in multiple sharing bands	Order No. 98-191
US	All	2006-2011	Oil pipelines	Price Cap Index: PPI-Finished Goods + 1.3%	None	RM05-22-000
US	All	2001-2006	Oil pipelines	Price Cap Index: PPI-Finished Goods + 0%	None	RM00-11-000
US	All	1995-2001	Oil pipelines	Price Cap Index: PPI-Finished Goods - 1%	None	RM93-11-000
VT	Green Mountain Power	2007-2010	Bundled power service	Revenue Cap Stairstep	Earnings cap for overearnings above deadband; Multiple sharing bands for earnings apply if actual ROE below deadband (earnings floor of the deadband also applies)	Docket No. 7176
WA	Puget Sound Energy	1997-2001	Bundled power service	Price Cap Stairstep	None	Docket UE-960195
<b>Australia/New Zealand</b>						
Australia	Jemena Gas Networks	2010-2015	Gas distribution	Australia-Style Hybrid	Not reviewed	Access Arrangement Proposal for NSW Gas Networks, Final Decision; June 2010
Australia	All New South Wales distributors	2009-2014	Power distribution	Australia-Style Hybrid	Not reviewed	New South Wales Distribution Determination 2009-10 to 2013-14 Final Decision
Australia	ElectraNet	2008-2013	Power transmission	Australia-Style Hybrid	Not reviewed	Final Decision; April 2008
Australia	ElectraNet	2003-2008	Power transmission	Australia-Style Hybrid	Not reviewed	File No: C2001/1094
Australia	Powerlink	2007-2012	Power transmission	Australia-Style Hybrid	Not reviewed	Final Decision; June 2007

Table 7 (cont'd)

Jurisdiction	Company	Plan Term	Services Covered	Rate Escalation Provisions	Earnings Sharing Provisions	Case Reference
<b>Historic (cont'd)</b>						
<b>Australia/New Zealand (cont'd)</b>						
Australia	Powerlink	2002-2007	Power transmission	Australia-Style Hybrid	Not reviewed	File No: 2000/659
Australia	Snowy Mountains	1999-2004 (terminated in 2002 due to merger with Transgrid)	Electric transmission	Australia-Style Hybrid	Not reviewed	File No: C1999/62
Australia	SPI PowerNet	2003-2008	Power transmission	Australia-Style Hybrid	Not reviewed	File No: C2001/1093
Australia	Transend	2009-2014	Power transmission	Australia-Style Hybrid	Not reviewed	Transend Transmission Determination 2009/10-2013/14 (Final Decision)
Australia	Transend	2004-2009	Power transmission	Australia-Style Hybrid	Not reviewed	File No: C2001/1100
Australia	Transgrid	2009-2014	Electric transmission	Australia-Style Hybrid	Not reviewed	Transgrid Transmission Determination 2009/10-2013/14 (Final Decision)
Australia	Transgrid	2004-2009	Power transmission	Australia-Style Hybrid	Not reviewed	File No. M2003/287
Australia	Transgrid	1999-2004	Power transmission	Australia-Style Hybrid	Not reviewed	File No: CG98/118
Australia - New South Wales	Country Energy Gas	2006-2010	Gas distribution	Australia-Style Hybrid	Not reviewed	Revised Access Arrangement for Country Energy Gas Network, Final Decision; November 2005
Australia - New South Wales	AGL Gas Networks	1999-2004	Gas transmission & distribution	Australia-Style Hybrid	Not reviewed	Access Arrangement for AGL Gas Networks Limited, Final Decision; July 2000
Australia - New South Wales	All	2004-2009	Power distribution	Australia-Style Hybrid	Not reviewed	File No: S2004/138
Australia - New South Wales	All	1999-2004	Power distribution	Australia-Style Hybrid	Not reviewed	NEC Determination 99-1
Australia - Northern Territory	Power & Water	2000-2003	Power transmission & distribution	Australia-Style Hybrid	Not reviewed	Revenue Determinations document; June 2000
Australia - Northern Territory	Power & Water	2009-2014	Power transmission & distribution	Price Cap Index: CPI + 0.85%	Not reviewed	Final Determination Networks Pricing: 2009 Regulatory Reset; March 2009
Australia - Northern Territory	Power & Water	2004-2009	Power transmission & distribution	Price Cap Index: CPI - 2%	Not reviewed	Final Determination Networks Pricing: 2004 Regulatory Reset; February 2004
Australia - Victoria	All	2008-2012	Gas distribution	Australia-Style Hybrid	Not reviewed	Gas Access Arrangement Review 2008, 2012, Final Decision; March 2008
Australia - Victoria	All	2003-2007	Gas distribution	Australia-Style Hybrid	Not reviewed	Review of Gas Access Arrangements, Final Decision; October 2002
Australia - Victoria	All	2006-2010	Power distribution	Australia-Style Hybrid	Not reviewed	Electricity Distribution Price Review 2006-2010 (Final Decision Volume 1)
Australia - Victoria	All	2001-2005	Power distribution	Australia-Style Hybrid	Not reviewed	Electricity Distribution Price Determination 2001-2005 (Final Decision Volume 1)
New Zealand	All	2010-2015	Power distribution	Revenue Cap Index: CPI - 0%	None	Commerce Commission Initial Reset of the Default Price-Quality Path for Electricity Distribution Businesses Decisions Paper; November 2009

Table 7 (cont'd)

Jurisdiction	Company	Plan Term	Services Covered	Rate Escalation Provisions	Earnings Sharing Provisions	Case Reference
<b>Historic (cont'd)</b>						
<b>Australia/New Zealand (cont'd)</b>						
New Zealand	All	2004-2009	Power distribution	Revenue Cap Index: CPI - 0.86% (Average across firms)	None	Commerce Commission Regulation of Electricity Lines Businesses, Targeted Control Regime, Threshold Decisions; December 2003
<b>Canada</b>						
Alberta	Enmax	2007-2013	Power distribution	Price Cap Index: Input Price Index -1.2%	50-50 for excess earnings above deadband	Decision 2009-035
Alberta	Northwestern Utilities	1999-2002, reopened for 2001-2002	Gas distribution	Revenue Cap Stairstep; at reopener replaced with rate freeze	Sharing of earnings above/below deadband with multiple bands for overearnings; at reopener simplified to 50/50 sharing of overearnings with deadband	Decision U98060; March 1998 and Decision 2000-85; December 2000
Alberta	EPCOR	2002-2005, Terminated 12/31/2003	Power distribution	Price Cap Index	None	City of Edmonton Distribution Tariff Bylaw 12367; August 2000
Northwest Territory	Northland Utilities	2011-2013	Bundled power service	Revenue Cap Stairstep	None	Decision 17-2011; November 2011
Northwest Territory	Northland Utilities (Yellowknife)	2011-2013	Bundled power service	Revenue Cap Stairstep	None	Decision 13-2011; August 2011
Ontario	All Ontario Distributors	2010-2013	Power distribution	Price Cap Index: GDP IPI for Final Domestic Demand - (0.92% to 1.32% depending on company's annual performance in benchmarking studies)	None	EB-2007-0673; July 2008, September 2008, and January 2009
Ontario	All Ontario Distributors	2006-2009	Power distribution	Price Cap Index	None	EB-2006-0089; December 2006
Ontario	All Ontario Distributors	2000-2003	Power distribution	Price Cap Index	50-50 sharing of excess earnings without deadband	RP-1999-0034; January 2000
Ontario	Enbridge Gas Distribution	2008-2012	Gas distribution	Revenue Cap Index: GDP-IPI * 53%	50-50 sharing of excess earnings above deadband	EB-2007-0615; February 2008
Ontario	Union Gas	2008-2012	Gas distribution	Revenue Cap Index: GDP-IPI -1.82%	Sharing of overearnings only with deadband and multiple sharing bands	EB-2007-0606; January 2008
Ontario	Union Gas	2001-2003	Gas distribution	Price Cap Index	50-50 sharing around deadband	RP-1999-0017; July 2001
<b>Great Britain</b>						
Great Britain	All	2008-2013	Gas distribution	British-Style Hybrid	Not reviewed	Review- Final Proposals; Published December 2007
Great Britain	All	2002-2007, extended to 2008	Gas distribution	British-Style Hybrid	Not reviewed	"RPI - X @ 20." Ofgem Publication
Great Britain	All	2007-2012	Gas transmission	British-Style Hybrid	Not reviewed	Transmission Price Control Review; Published December 2006
Great Britain	All	2002-2007	Gas transmission	British-Style Hybrid	Not reviewed	"RPI - X @ 20." Ofgem Publication
Great Britain	All	1998-2002	Gas transmission & distribution	British-Style Hybrid	Not reviewed	Energy Law Journal Volume 23 No. 2 p.444
Great Britain	All	1994-1997	Gas transmission & distribution	British-Style Hybrid	Not reviewed	Energy Law Journal Volume 23 No. 2 p.444
Great Britain	All	1992-1994	Gas transmission & distribution	British-Style Hybrid	Not reviewed	Energy Law Journal Volume 23 No. 2 p.444
England & Wales	All	1995-2000	Power distribution	British-Style Hybrid	Not reviewed	"RPI - X @ 20." Ofgem Publication
Great Britain	All	2010-2015	Power distribution	British-Style Hybrid	Variances of cost from budgets shared through Information Quality Incentive Mechanism	Ofgem Distribution Price Control Review 5
Great Britain	All	2005-2010	Power distribution	British-Style Hybrid	Not reviewed	Ofgem Distribution Price Control Review 4



Table 7 (cont'd)

Jurisdiction	Company	Plan Term	Services Covered	Rate Escalation Provisions	Earnings Sharing Provisions	Case Reference
<b>Historic (cont'd)</b>						
<b>Great Britain (cont'd)</b>						
Great Britain	All	2000-2005	Power distribution	British-Style Hybrid	Not reviewed	"RPI - X @ 20." Ofgem Publication
England & Wales	National Grid	2001-2006, extended to 2007	Power transmission	British-Style Hybrid	Not reviewed	OECD Reviews of Regulatory Reform
England & Wales	National Grid	1997-2001	Power transmission	British-Style Hybrid	Not reviewed	"RPI - X @ 20." Ofgem Publication
England & Wales	National Grid	1993-1997	Power transmission	British-Style Hybrid	Not reviewed	Energy Law Journal Volume 23 No. 2 p.452
Great Britain	All	2007-2012	Power transmission	British-Style Hybrid	Not reviewed	Transmission Price Control Review; Published December 2006
Scotland	All	2000-2005, extended to 2007	Power transmission	British-Style Hybrid	Not reviewed	"RPI - X @ 20." Ofgem Publication
Scotland	All	1995-2000	Power transmission	British-Style Hybrid	Not reviewed	1995 Report by Monopolies and Mergers Commission

<sup>1</sup> Rate freezes without extensive supplemental funding from capital cost trackers are excluded from this table.

## VI. Formula Rates

A cost of service formula rate plan (“FRP”) is essentially a wide-scope cost tracker designed to help a utility’s revenue track its cost of service. Earnings surpluses or deficits occur when revenue and cost are not balanced. FRPs have earnings true up mechanisms that adjust rates so that earnings variances are reduced or eliminated. Regulatory cost is contained by limiting review of costs and revenues.

The earnings true up mechanism plays a key role in an FRP. Some mechanisms compare the earned ROE to the target ROE and then calculate the rate adjustment needed to reduce the ROE variance. Others adjust rates for the difference between revenue and a pro forma cost of service calculated using a rate of return target. Both approaches can keep the utility whole for the time value of money.

Earnings true up mechanisms often include a deadband in which variances don’t trigger a rate adjustment. Once the variance exceeds the deadband, however, earnings true up mechanisms in FRPs commonly move the ROE all, or almost all, of the way to its regulated target without sharing earnings variances. This is an important distinction between the earnings true up mechanism of an FRP and the earnings *sharing* mechanisms found in some multiyear rate plans.

Formula rates do not always address major plant additions. In state-regulated FRPs for retail electric services, for instance, major investment programs are generally approved separately through such means as hearings on certificates of public convenience and necessity. The resultant cost is often recovered through a separate tracker.

Mechanisms are sometimes added to an FRP to encourage better operating performance. For example, escalation of revenue that compensates the utility for its O&M expenses may be limited by a formula tied to an inflation index. FRPs in several states that include Illinois and Mississippi contain a number of targeted performance incentive mechanisms.

Formula rates have been used at the FERC and its predecessor agency to regulate interstate services of energy utilities for decades. Use of FRPs by the FERC was encouraged in the 1970s and early 1980s by rapid price inflation. Despite slower inflation in recent years, the FERC has made extensive use of formula rates for power transmission in an effort to simplify its daunting regulatory task and facilitate urgently needed investments.

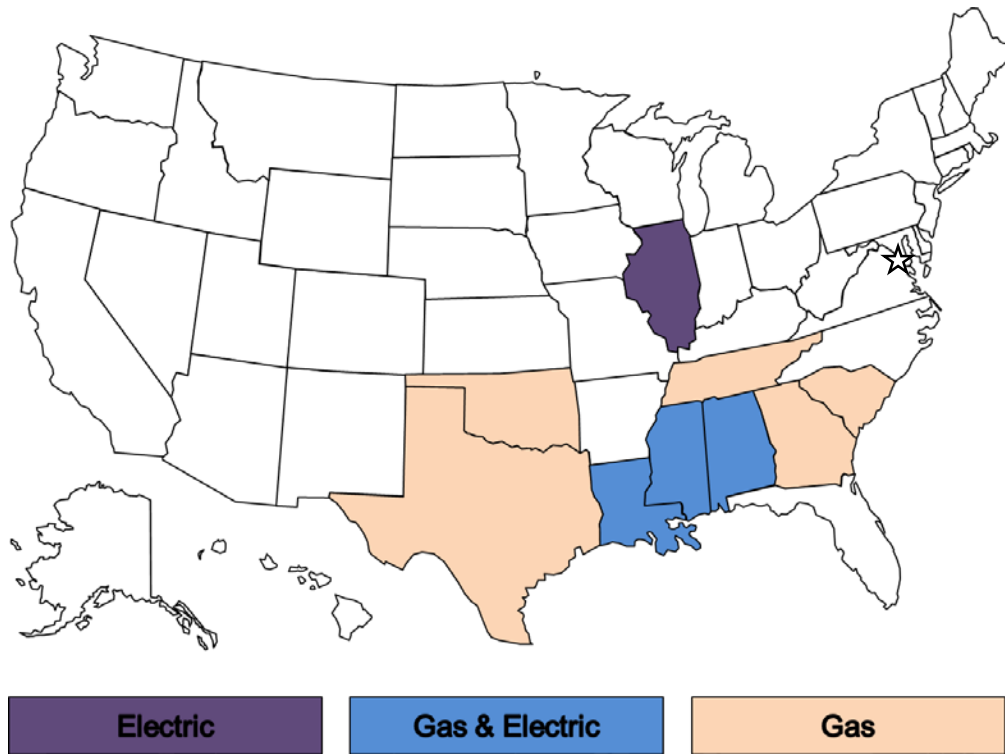
Precedents for retail formula rates, which recover costs of generation and/or distribution, are listed in Table 8 and Figure 9.<sup>10</sup> It can be seen that FRPs for retail utility services are most common in the Southeast and South Central states. Alabama was an early innovator, approving “Rate Stabilization and Equalization”

---

<sup>10</sup> Some plans labeled as formula rates do not qualify for inclusion in this table and figure based on our definition. These usually take the form of ESMs that may or may not protect the utility from underearning.

plans for Alabama Power and Alabama Gas in the early 1980s.<sup>11</sup> Formula rates are now used to regulate electric utilities in Illinois, some gas and electric utilities in Louisiana and Mississippi, and some gas utilities in Georgia, Oklahoma, South Carolina, Tennessee, and Texas. Most of the recent approvals of formula rates have been for gas distribution, as this is one means to avoid the frequent rate cases that declining average use can trigger. However, formula rates were recently authorized legislatively for electric utilities in Arkansas.

Figure 9: Current Retail Formula Rate Precedents by State



---

<sup>11</sup> For further discussion of the Alabama FRP experience see Edison Electric Institute, *Case Study of Alabama Rate Stabilization and Equalization Mechanism*, June 2011.

Table 8

# Retail Formula Rate Plan Precedents<sup>1</sup>

Jurisdiction	Company Name	Services	Plan Name	Plan Term	Case Reference
<b>Current</b>					
AL	Alabama Power	Bundled Power Service	Rate Stabilization & Equalization Factor (Rate RSE)	2013-open	Dockets 18117 and 18416 (August 2013)
AL	Alabama Gas	Gas	Rate Stabilization & Equalization Factor (Rate RSE)	2014-2018	Dockets 18406 and 18328 (December 2013)
AL	Mobile Gas Service	Gas	Rate Stabilization & Equalization Factor (Rate RSE)	2013-2017	Docket 28101 (August 2013)
GA	Atmos Energy	Gas	Georgia Rate Adjustment Mechanism (GRAM)	2012-open	Docket 34764 (December 2011)
IL	Ameren Illinois	Power Distribution	Rate Modernization Action Plan - Pricing (Rate MAP-P)	2011-2017, extended through 2019	Case 12-0001 (September 2012) and Public Act 098-1175
IL	Commonwealth Edison	Power Distribution	Rate Delivery Service Pricing and Performance (Rate DSPP)	2011-2017, extended through 2019	Case 11-0721 (May 2012) and Public Act 098-1175
LA	Atmos Energy - Louisiana Gas Service	Gas	Rate Stabilization Clause	2014-open	Docket U-32987 (June 2014)
LA	Atmos Energy - Trans Louisiana Gas	Gas	Rate Stabilization Clause	2014-open	Docket U-32987 (June 2014)
LA	Southwestern Electric Power	Electric	Formula Rate Plan	2013-2016	Docket U-32220 (July 2014)
MS	Atmos Energy Corp	Gas	Stable/Rate Rider	2011-present	Docket 05-UN-0503 (April 2011)
MS	Centerpoint Energy	Gas	Rate Regulation Adjustment Rider	2014-open	Docket 2014-UN-060 (May 2014)
MS	Entergy Mississippi	Bundled Power Service	Formula Rate Plan 6 (FRP-6)	2015-open	Docket 2014-UN-132 (December 2014)
MS	Mississippi Power	Bundled Power Service	Performance Evaluation Plan - 5 (PEP-5)	2010-open	Docket 2003-UN-0898 (November 2009)
OK	Centerpoint Energy Arkla	Gas	Performance Based Rate of Change Plan	2010-open	Cause PUD 201000030 (July 2010)
OK	Arkansas Oklahoma Gas	Gas	Performance Based Rate of Change Plan	2013-open	Cause PUD 201200236 (July 2013)
SC	Piedmont Gas	Gas	NA	2005-open	Docket 2005-125-G (September 2005)
SC	South Carolina Electric and Gas	Gas	NA	2005-open	Docket 2005-113-G (October 2005)
TN	Atmos Energy	Gas	Annual Review Mechanism	2015-open	Docket 14-00146 (May 2015)
TX	Centerpoint Energy-Texas Coast Division	Gas	Cost of Service Adjustment Clause	2008-open	Gas Utility Docket 9791 (October 2008)
TX	Atmos Energy-Mid Texas Division	Gas	Rate Review Mechanism	2013-2017	Various Resolutions/Ordinances across cities in service territory, including City of Fort Worth Ordinance 17989-02-2007
TX	Atmos Energy West Texas Division	Gas	Rate Review Mechanism	2014-open	Various Resolutions/Ordinances across cities in service territory including City of Tulia Ordinance 2014-03
TX	Texas Gas Service - Rio Grande Service Area	Gas	Cost of Service Adjustment	2012-open	Various Resolutions/Ordinances across cities in service territory
TX	Texas Gas Service - North Service Area	Gas	Cost of Service Adjustment Tariff	2009-open	Various Resolutions/Ordinances in service territory and Gas Utility Docket 9839 (April 2009)

Table 8 (cont'd)

Jurisdiction	Company Name	Services	Plan Name	Plan Term	Case Reference
<b>Historic</b>					
AL	Alabama Power	Bundled Power Service	Rate Stabilization & Equalization Factor (Rate RSE)	2006-2013	Dockets 18117 and 18416 (October 2005)
AL	Alabama Power	Bundled Power Service	Rate Stabilization & Equalization Factor (Rate RSE)	2002-2006	Dockets 18117 and 18416 (March 2002)
AL	Alabama Power	Bundled Power Service	Rate Stabilization & Equalization Factor (Rate RSE)	1998-2002	Dockets 18117 and 18416 (March 1998)
AL	Alabama Power	Bundled Power Service	Rate Stabilization & Equalization Factor (Rate RSE)	1990-1998	Dockets 18117 and 18416 (March 1990)
AL	Alabama Power	Bundled Power Service	Rate Stabilization & Equalization Factor (Rate RSE)	1985-1990	Dockets 18117 and 18416 (June 1985)
AL	Alabama Power	Bundled Power Service	Rate Stabilization & Equalization Factor (Rate RSE)	1982-1985	Dockets 18117 and 18416 (November 1982)
AL	Alabama Gas	Gas	Rate Stabilization & Equalization Factor (Rate RSE)	2008-2014, later changed to 2013	Dockets 18406 and 18328 (December 2007)
AL	Alabama Gas	Gas	Rate Stabilization & Equalization Factor (Rate RSE)	2002-2007	Dockets 18046 and 18328 (June 2002)
AL	Alabama Gas	Gas	Rate Stabilization & Equalization Factor (Rate RSE)	1996-2001	Dockets 18046 and 18328 (October 1996)
AL	Alabama Gas	Gas	Rate Stabilization & Equalization Factor (Rate RSE)	1991-1995	Dockets 18046 and 18328 (December 1990)
AL	Alabama Gas	Gas	Rate Stabilization & Equalization Factor (Rate RSE)	1987-1990	Dockets 18046 and 18328 (September 1987)
AL	Alabama Gas	Gas	Rate Stabilization & Equalization Factor (Rate RSE)	1985-1987	Dockets 18046 and 18328 (May 1985)
AL	Alabama Gas	Gas	Rate Stabilization & Equalization Factor (Rate RSE)	1983-1985	Dockets 18046 and 18328 (January 1983)
AL	Mobile Gas Service	Gas	Rate Stabilization & Equalization Factor (Rate RSE)	2009-2013	Docket 28101 (December 2009)
AL	Mobile Gas Service	Gas	Rate Stabilization & Equalization Factor (Rate RSE)	2005-2009	Docket 28101 (June 2005)
AL	Mobile Gas Service	Gas	Rate Stabilization & Equalization Factor (Rate RSE)	2001-2005	Docket 28101 (June 2002)
LA	Atmos Energy - Louisiana Gas Service	Gas	Rate Stabilization Plan	2006-2014	Docket U-21484 (May 2006)
LA	Atmos Energy - Louisiana Gas Service	Gas	Rate Stabilization Plan	2001-2003	Docket U-21484 (January 2001)
LA	Atmos Energy - Trans Louisiana Gas	Gas	Rate Stabilization Plan	2006-2014	Dockets U-28814 and U-28588 and U-28587 (May 2006)
LA	Entergy New Orleans	Electric and Gas	Formula Rate Plan	2010-2012	Docket UD-08-03 (April 2009)
LA	Entergy New Orleans	Electric only	Formula Rate Plan	2004-2006	Docket UD-01-04 (May 2003)
MS	Atmos Energy Corp	Gas	Stable/Rate Rider	2009-2011	Docket 05-UN-0503 (December 2009)
MS	Atmos Energy Corp	Gas	Stable/Rate Rider	2006-2009	Docket 05-UN-0503 (October 2005)
MS	Atmos Energy Corp	Gas	Stable/Rate Rider	1992-2006	Docket 92-UA-0230 (September 1992)
MS	Centerpoint Energy	Gas	Rate Regulation Adjustment Rider	2012-2014	Docket 12-UN-139 (May 2012)

Table 8 (cont'd)

Jurisdiction	Company Name	Services	Plan Name	Plan Term	Case Reference
<b>Historic (cont'd)</b>					
MS	Centerpoint Energy Entex	Gas	Rate Regulation Adjustment Rider	2008-2012	Docket 07-UN-548 (December 2007)
MS	Centerpoint Energy Entex	Gas	Rate Regulation Adjustment Rider	1996-2007	Docket 96-UN-0202 (September 1996)
MS	Entergy Mississippi	Bundled Power Service	Formula Rate Plan 5 (FRP-5)	2010-2014	Docket 2009-UN-388 (March 2010)
MS	Entergy Mississippi	Bundled Power Service	Formula Rate Plan 1 (FRP-1)	1995	Docket 93-UA-0301 (March 1994)
MS	Mississippi Power	Bundled Power Service	Performance Evaluation Plan - 4A (PEP- 4A)	2009	Docket 06-UN-0511 (January 2009)
MS	Mississippi Power	Bundled Power Service	Performance Evaluation Plan - 4 (PEP-4)	2004-2009	Docket 03-UN-0898 (May 2004)
MS	Mississippi Power	Bundled Power Service	Performance Evaluation Plan - 3 (PEP-3)	2002-2004	Docket 01-UN-0826 (October 2002)
MS	Mississippi Power	Bundled Power Service	Performance Evaluation Plan - 2A (PEP-2A)	2001-2002	Docket 01-UN-0548 (December 2001)
MS	Mississippi Power	Bundled Power Service	Performance Evaluation Plan - 1A (PEP-1A)	1992-1993	Docket 92-UN-0059 (July 1992)
MS	Mississippi Power	Bundled Power Service	Performance Evaluation Plan - 1 (PEP-1)	1991-1992	Docket 90-UN-0287 (December 1990)
MS	Mississippi Power	Bundled Power Service	Performance Evaluation Plan	1986-1990	Cause PUD U-4761 (August 1986)
OK	Centerpoint Energy Arkla	Gas	Performance Based Rate of Change Plan	2008-2010	Cause PUD 200800062 (July 2008)
OK	Centerpoint Energy Arkla	Gas	Performance Based Rate of Change Plan	2004-2008	Cause PUD 200400187 (November 2004)
OK	Oklahoma Natural Gas	Gas	Performance Based Rate of Change Plan	2010-2014	Docket 200800348 (April 2009)
TX	Atmos Energy-Mid Texas Division	Gas	Rate Review Mechanism	2008 - varying end dates	Various Resolutions/Ordinances across cities in service territory, including City of Fort Worth Ordinance 17989-02-2008
TX	Atmos Energy West Texas Division	Gas	Rate Review Mechanism	2009 - conclusion of rate case to be filed on or before June 1, 2013	Various Resolutions/Ordinances across cities in service territory
TX	Centerpoint Energy - Beaumont East Texas Gas Division	Gas	Cost of Service Adjustment	2009-2011	Various Resolutions/Ordinances across cities in service territory
TX	Texas Gas Service - Rio Grande Service Area	Gas	Cost of Service Adjustment	2009-2011	Various Resolutions/Ordinances across cities in service territory

<sup>1</sup> Table excludes some mechanisms that do not conform to our FRP definition. Some of these are called formula rate plans.

## VII. Marketing Flexibility

This is a new section, added since the last survey. We've added it because we (and EEI) believe that marketing flexibility is a growing, strategic issue for EEI members. Several trends in business conditions are driving the need for more flexibility. The growth of distributed energy resources, for example, is a competitive challenge but also brings new service opportunities related to the development of distributed energy assets (e.g., designing, financing, procuring, building, fueling, and maintaining). Grid modernization is providing new functional capabilities to the grid which also create new service opportunities.<sup>12</sup> Examples include new reliability, network management, and transaction management services. Residential and commercial customers also have a growing interest in plug-in electric vehicles, and all retail customers have shown an interest in green power packages that can be supplied from grid-accessed resources.

New services will tend to be optional services that all customers will not want. Customers must be able to decline them; and if they do, not to incur associated costs. Competitive alternatives will be available for many of these services, and customers may have special needs that are difficult to address with standard tariffs. Thus, utilities will need to be able to respond quickly to the market. They will often be price “takers,” as opposed to price “makers.”

To date, regulatory precedent allowing investor-owned electric utilities to offer many of these services has been limited. This chapter is, in effect, a place holder for expected future electricity precedent.

### Why Electric Utilities Need Marketing Flexibility

Of course, electric utilities have always needed flexibility in some of the markets they serve:

- Utility assets have uses in markets other than those for retail electric services. Most notably, surplus generating capacity of VIEUs can be used for sales in bulk power markets. These markets are competitive and price-volatile. Land in transmission corridors can be well-suited for nurseries. Prices utilities charge in competitive markets like these are largely decontrolled. Margins earned in these markets are shared with customers of retail electric services.
- The demand of large-load retail customers is often sensitive to the rates and other terms of service utilities offer because these customers have power-intensive technologies and/or options to cost-competitively cogenerate or operate at alternative locations, or are economically marginal. Customers of this kind are especially important to vertically integrated utilities. Discounts or special contracts for such customers are traditionally allowed but often require specific approval. Commission reviews of special contracts can take months.

---

<sup>12</sup> For an overview of modernization, see: EPRI, *The Integrated Grid: Realizing the Full Value of Central and Distributed Energy Resources*, 2014.

## Marketing Flexibility Remedies

Marketing flexibility runs the gamut from greater commission effort to approve new rates and services by traditional means to “light handed” regulation and outright decontrol. Light handed regulation typically takes the form of expedited approval of market offerings. These offerings may be subject to further scrutiny at a later date (e.g., in the next rate case).

Flexibility is most commonly granted for rates and services with certain characteristics. Light handed regulation of optional rates and services, for example, is based on the grounds that customers are protected by their freedom not to take the service, their continued access to service under standard tariffs, and the availability of alternatives in unregulated markets. Optional offerings include tariffs open to all qualifying customers, special contracts, and discretionary value-added services. Decontrol is typically permitted only for offerings to markets where vigorous competition reigns.

### Marketing Flexibility Examples: Electric Utilities

Marketing flexibility is not extensive in the electric utility industry today but there are nonetheless notable examples such as the following.

- Four Florida electric utilities have “Commercial/Industrial Service Rider” (“CISR”) tariffs that allow them to negotiate contract service agreements (“CSAs”) that outline discounts on the base energy and/or demand charges for large load customers who can show that they have viable alternatives to utility-provided electric service.<sup>13</sup> The discounted rate must cover the incremental cost of service provision and provide a contribution to fixed costs. CSAs do not need commission approval but the commission has the option to conduct a prudence review of any signed contract.
- Duke Energy offers large North Carolina customers an optional Green Source Rider service. The program allows customers that have added at least 1 MW of new load since June 2012 to apply for an annual amount of renewable energy (and the associated renewable energy certificates) over a specific term (between 3-15 years). Customers may request a particular renewable resource in their application. Duke would then negotiate a purchased power agreement on behalf of the customer or attempt to source the energy from its own assets.

---

<sup>13</sup> Florida Public Service Commission (2014), Order Approving Commercial/Industrial Service Rider Tariff, Order No. PSC-14-0110-TRF-EI.



## Marketing Flexibility in Other Regulated Industries

Regulators and electric utilities considering new forms of marketing flexibility can learn from other utility industries that have experienced technological change, increased competition, and/or complex and changing customer needs. We provide here brief overviews of experience in the telecommunications, gas distribution, gas transmission, and railroad industries.

### Telecommunications

Local telephone companies (aka incumbent local exchange carriers or "ILECs") control the traditional distribution networks connecting residences and businesses. The "last mile" services they provide include the interconnection needed for long-distance, data, security, paging, and mobile telephone services as well as local telephone calling. ILECs have in the last 30 years confronted extensive competition, rapid technological change, and new marketing opportunities. Challenges they have faced have many parallels to those emerging for electric utilities.

The Federal Communications Commission ("FCC") regulates interstate access services of ILECs. Other ILEC services are regulated by state commissions. In the 1980s, ILECs were still regulated using cost-of-service regulation with complex reporting and compensation schemes. This was succeeded by multiyear rate plans, often called "price cap" plans since they capped rate escalation but permitted some discounts to encourage greater system use. Price caps were often escalated using inflation – X formulas where the X factor reflected an estimate of the telecommunication industry productivity trend. Prices were separately capped for several baskets of services. This insulated customers in each service basket from discounts offered to other baskets. Insulation was heightened by the infrequency (or elimination) of rate cases and the common lack of earnings sharing. The FCC instituted price caps for interstate access services of ILECs in the early 1990s. Price caps also became commonplace in state ILEC regulation.

Marketing flexibility for ILECs has been most relevant in the following two areas.

Competition in Traditional Service Markets Some services ILECs offered became subject to mounting competitive pressure that varied with the location where service was offered. For example, by the late 1990s, competitive access providers like MFS were constructing high-speed fiber optic networks connecting office buildings in metropolitan areas. These networks allowed businesses and long-distance carriers to connect to customers while bypassing ILEC data facilities. They could also be used to transmit voice traffic, avoiding ILEC voice access charges. High regulated prices were uncompetitive in high-traffic locations where facilities-based competitors entered the market. For services subject to competitive challenges, price cap plans in many states permitted discounts to standard tariffs within certain bands (e.g., rates could rise by 5% less than the price cap index) and/or subject to pricing floors that discouraged predation and cross-subsidization. In markets where pronounced competition could be demonstrated, ILEC rates were sometimes effectively decontrolled.

Innovative Services Technological change gave rise to innovative new services [e.g., Voicemail, Centrex and high-speed data (e.g., digital subscriber loop or "DSL")] which utilize essential network assets of ILECs

and cannot not practically be performed by affiliates.<sup>14</sup> Many of these services were deemed “information” services and were regulated by the FCC. Regulators ultimately permitted ILECs to provide a host of these services and allowed considerable pricing flexibility.

### Gas Distribution

Natural gas distributors also need flexibility to address some markets that they serve. Like VIEUs, many large-load customers of gas distributors have price sensitive demands and special needs. Distributors have frequently obtained light handed regulation to respond to these challenges. Nicor Gas, for example, offers a contract service for customers taking delivery near interstate gas pipelines. Contracts are submitted to state regulators for informational purposes and are treated on a proprietary basis. Nicor has similar flexibility to enter into custom contracts with electric power generators. The Company must document to the regulator that revenues from such service exceed the incremental cost of service, thereby ensuring a positive contribution to fixed cost recovery.

### Interstate Gas Transmission

Interstate pipeline companies need marketing flexibility for many reasons. Demand for a pipeline’s services can be sensitive to the terms it offers due to competition from other pipelines, dual-fuel capabilities of large volume customers, the extreme variability of need for service, and other special needs. It is difficult to design standard tariffs that meet the needs of all customers. Pipelines also have their own needs, such as an interest in signing anchor shippers to long-term contracts before constructing new facilities. Since 1996, the FERC has engaged in light handed regulation of negotiated pipeline rates to individual customers who have recourse to service under a standard tariff. The FERC gives a quick turnaround to most requests for negotiated contracts. A sizable share of pipeline service is conducted under negotiated rates. A remarkable variety of rate designs have been employed.<sup>15</sup>

### Railroads

In the railroad industry, MRPs were permitted under the terms of the Staggers Railroad Act of 1980. Railroads were given a freer hand to respond to competition from truckers, waterborne carriers, and other railroads. The railroads also used marketing flexibility to offer discounts to customers that reduced their cost by assembling their own unit trains and not requesting pickups or deliveries in remote locations.

MRPs are less common today in the railroad and telecom industries. However, marketing flexibility continues under new regulatory systems that share with MRPs the attribute of protecting core customers without linking a carrier’s rates closely to its own cost. Railroads have recently used this flexibility to compete for traffic from new oil field developments.

---

<sup>14</sup> Centrex service, which provided businesses features like call-waiting, auto attendant, voicemail, 4-digit extension dialing and conference calling, could also be sourced by purchasing or leasing a private branch exchange ("PBX"), a private network platform that enabled these features.

<sup>15</sup> See, for example, Comments of the Interstate Natural Gas Association of America in FERC Docket PLO2-6-000, September 2002.

## VIII. Conclusions

Regulation of North American energy utilities is evolving to better meet the needs of utilities and their customers in a rapidly changing world. Innovation continues, while some older forms of Altreg such as multiyear rate plans are having a renaissance.

The variety of Altreg approaches that have been established reflects the varied circumstances of utilities. Some are vertically integrated, while others are more specialized wire companies. Capex needs and trends in average use vary greatly. Regulatory traditions also vary across the US and other advanced industrial countries.

No single Altreg approach is right for every situation. The availability of multiple remedies for the underlying challenges increases the chance that an approach has already been tried that would work well, with some adjustments, in new situations. Numerous precedents for an approach should raise confidence that it makes good sense under fairly common circumstances.

Taken together, the many innovations described in this survey can encourage utilities to achieve compensatory rates of return while making needed investments, improving efficiency, and developing more market-responsive rates and services. Regulation can be streamlined, and utilities can be encouraged to embrace cost-effective DERs. Regulators and stakeholders to regulation across the US should give priority attention to these options and consider which kinds of Altreg might work best in their situation.