



Matthew R. Bernier
Senior Counsel
Duke Energy Florida, LLC.

October 6, 2016

VIA ELECTRONIC FILING

Ms. Carlotta Stauffer, Commission Clerk
Florida Public Service Commission
2540 Shumard Oak Boulevard
Tallahassee, Florida 32399-0850

Re: *Fuel and purchased power cost recovery clause with generating performance incentive factor; Docket No. 160001-EI*

Dear Ms. Stauffer:

Please find enclosed for electronic filing on behalf of Duke Energy Florida, LLC ("DEF"), DEF's Request for Confidential Classification for certain information contained in Staff's Audit Workpapers pertaining to DEF's 2016 Hedging Activities Audit (*Audit Control No. 16-068-2-1*) filed on October 6, 2016. The filing includes the following:

- DEF's Request for Confidential Classification
- Slipsheet for confidential Exhibit A
- Redacted Exhibit B (one copy)
- Exhibit C (justification matrix), and
- Exhibit D (affidavit of Joseph McCallister)

DEF's confidential Exhibit A and one copy of Exhibit B that accompanies the above-referenced filing has been submitted under separate cover.

Thank you for your assistance in this matter. Please feel free to call me at (850) 521-1428 should you have any questions concerning this filing.

Respectfully,

s/Matthew R. Bernier

Matthew R. Bernier
Senior Counsel
Matthew.Bernier@duke-energy.com

MRB/mw
Enclosures

BEFORE THE FLORIDA PUBLIC SERVICE COMMISSION

In re: Fuel and purchased power cost
recovery clause with generating
performance incentive factor.

Docket No. 160001-EI

Dated: October 6, 2016

**DUKE ENERGY FLORIDA LLC'S
REQUEST FOR CONFIDENTIAL CLASSIFICATION**

Duke Energy Florida, LLC, (“DEF” or “Company”), pursuant to Section 366.093, Florida Statutes (F.S.), and Rule 25-22.006, Florida Administrative Code (F.A.C.), submits this Request for Confidential Classification for certain information contained in Staff’s Audit Workpapers pertaining to DEF’s 2016 Hedging Activities Audit (*Audit Control No. 16-068-2-1*). In support of this Request, DEF states:

1. The Staff audit work papers at issue contain “proprietary business information” under Section 366.093(3), Florida Statutes.

2. The following exhibits are included with this request:

(a) Sealed Composite Exhibit A is a package containing an unredacted copy of all the audit work papers for which DEF seeks confidential treatment. Composite Exhibit A is being submitted separately in a sealed envelope labeled “CONFIDENTIAL.” In the unredacted version, the information asserted to be confidential is highlighted by yellow marker.

(b) Composite Exhibit B is a package containing two copies of redacted versions of the documents for which the Company requests confidential classification. The

specific information for which confidential treatment is requested has been blocked out by opaque marker or other means.

(c) Exhibit C is a table which identifies by page and line the information for which DEF seeks confidential classification and the specific statutory bases for seeking confidential treatment.

(d) Exhibit D is an affidavit attesting to the confidential nature of information identified in this request.

3. As indicated in Exhibit C, the information for which DEF requests confidential classification is “proprietary confidential business information” within the meaning of Section 366.093(3), F.S. The audit work papers contain information that relates to sensitive business information, such as internal hedging practices and procedures, hedging volumes and transactions, hedging forecasts, percentages, and pricing information, the disclosure of which would impair the efforts of the Company to negotiate fuel supply contracts and fuel hedges on favorable terms. *See* § 366.093(3)(d), F.S.; Affidavit of Joseph McCallister at ¶ 4. Additionally, if the information at issue was disclosed, DEF’s efforts to obtain competitive energy supply that provides economic value to both DEF and its customers could be compromised by competitors for such commodities changing their purchasing behavior within the relevant markets. *See id.* at ¶ 5. Furthermore, the information at issue relates to the competitive interests of DEF, the disclosure of which would impair DEF’s competitive business. § 366.093(3)(e), F.S.; Affidavit of Joseph McCallister at ¶ 5. Accordingly, such information constitutes “proprietary confidential business information” which is exempt from disclosure under the Public Records Act pursuant to Section 366.093(1), F.S.

4. The information identified as Exhibit “A” is intended to be and is treated as

confidential by the Company. *See* Affidavit of Joseph McCallister at ¶ 6. The information contained in the audit work papers has not been disclosed to the public, and the Company has treated and continues to treat the information at issue as confidential. *See id.*

5. DEF requests that the information identified in Exhibit A be classified as “proprietary confidential business information” within the meaning of section 366.093(3), F.S., that the information remain confidential for a period of at least 18 months as provided in section 366.093(4) F.S., and that the information be returned as soon as it is no longer necessary for the Commission to conduct its business.

WHEREFORE, for the foregoing reasons, DEF respectfully requests that this Request for Confidential Classification be granted.

RESPECTFULLY SUBMITTED this 6th day of October, 2016.

s/Matthew R. Bernier

DIANNE M. TRIPLETT

Associate General Counsel

299 First Avenue North

St. Petersburg, FL 33701

T: (727)820-4692

F: (727)820-5041

Email: Dianne.Triplett@duke-energy.com

MATTHEW R. BERNIER

Senior Counsel

106 East College Avenue, Suite 800

Tallahassee, Florida 32301

T: (850)521-1428

F: (727)820-5041

Email: Matthew.Bernier@duke-energy.com

Attorneys for Duke Energy Florida, LLC

Duke Energy Florida
CERTIFICATE OF SERVICE
Docket No. 160001-EI

I HEREBY CERTIFY that a true and correct copy of the foregoing has been furnished via email this 6th day of October, 2016 to all parties of record as indicated below.

s/Matthew R. Bernier

Attorney

<p>Danijela Janjic Suzanne Brownless Office of General Counsel Florida Public Service Commission 2540 Shumard Oak Blvd. Tallahassee, FL 32399-0850 sbrownle@psc.state.fl.us djanjic@psc.state.fl.us asoete@psc.state.fl.us</p> <p>James D. Beasley J. Jeffrey Wahlen Ashley M. Daniels Ausley McMullen Law Firm P.O. Box 391 Tallahassee, FL 32302 jbeasley@ausley.com jwahlen@ausley.com adaniels@ausley.com</p> <p>Jeffrey A. Stone Russell A. Badders Steven R. Griffin Beggs & Lane P.O. Box 12950 Pensacola, FL 32591 jas@beggslane.com rab@beggslane.com srg@beggslane.com</p> <p>James W. Brew Laura A. Wynn Stone Matheis Xenopoulos & Brew 1025 Thomas Jefferson Street NW 8th Floor, West Tower Washington, DC 20007 jbrew@smxblaw.com law@smxblaw.com</p>	<p>Mike Cassel, Director Regulatory Affairs Florida Public Utilities Company 1750 S 14th Street, Suite 200 Fernandina Beach, FL 32034 mcassel@fpuc.com</p> <p>Robert L. McGee, Jr. Gulf Power Company One Energy Place Pensacola, FL 32520-0780 rlmcgee@southernco.com</p> <p>Beth Keating Gunster, Yoakley & Stewart, P.A. 215 South Monroe Street, Suite 601 Tallahassee, FL 32301 bkeating@gunster.com</p> <p>Charles J. Rehwinkel / Erik Sayler J.R. Kelly / Patty Christensen Tarik Noriega Office of Public Counsel c/o The Florida Legislature 111 W. Madison Street, Room 812 Tallahassee, FL 32399-1400 rehwinkel.charles@leg.state.fl.us sayler.erik@leg.state.fl.us kelly.jr@leg.state.fl.us christensen.patty@leg.state.fl.us noriega.tarik@leg.state.fl.us</p> <p>Robert Scheffel Wright John T. LaVia, III c/o Gardner Law Firm 1300 Thomaswood Drive Tallahassee, FL 32308 schef@gbwlegal.com jlavia@gbwlegal.com</p>	<p>Ms. Paula K. Brown Manager, Regulatory Coordination Tampa Electric Company P.O. Box 111 Tampa, FL 33601 regdept@tecoenergy.com</p> <p>John Butler Maria Moncada Florida Power & Light Company 700 Universe Boulevard (LAW/JB) Juno Beach, FL 33408-0420 john.butler@fpl.com maria.moncada@fpl.com</p> <p>Kenneth Hoffman Florida Power & Light Company 215 S. Monroe Street, Suite 810 Tallahassee, FL 32301-1858 ken.hoffman@fpl.com</p> <p>Jon C. Moyle, Jr. Moyle Law Firm, P.A. 118 North Gadsden Street Tallahassee, FL 32301 jmoyle@moylelaw.com</p> <p>Raoul G. Cantero, III White & Case, LLP Southeast Financial Center, Suite 4900 200 South Biscayne Boulevard Miami, FL 33131-2352 rcantero@whitecase.com</p>
---	--	--

Exhibit A

(Staff audit work papers)
(Audit Control No. 16-068-2-1)

“CONFIDENTIAL”

(filed under separate cover)

Exhibit B

REDACTED

(Staff audit work papers)

(Audit Control No. 16-068-2-1)

One copy provided on disc under separate cover and one copy attached

INDEX OF CONFIDENTIAL WORKPAPERS
DUKE ENERGY FLORIDA, LLC.
DKT 160001-EI ACN 16-068-2-1
HEDGING ACTIVITIES

Item	Description	Work-paper Number	# of Pages
1	Hedging Result Report Filed	2	43
2	Risk Management Plan	30, 30-1 to 30-20	21
3	Tolling Invoices paid and supporting documentation	45, 45-1 to 45-27	28
4	Segregation of Duties	46	8
5	Gas Hedging Activities Testing	47, 47-1 to 47-10	179

Total Pages 279

Work Paper 2

Work Paper 2

CONFIDENTIAL

Duke Energy Florida
Natural Gas and Oil Hedging Detail

6/8/21
LN

Year	Savings/(Cost) on Hedges			Hedged Volumes (MMBtu's)			Actual Burn (Generation & Total)	Hedged Burn	% Hedged with Financial	% Hedged with Physical
	Financial	Physical	Total	Financial	Physical	Total Hedged				
Jan-15							17,408,400			
Feb-15							14,628,000			
Mar-15							15,133,800			
Apr-15							17,074,000			
May-15							20,048,800			
Jun-15							21,810,400			
Jul-15							21,820,800			
Aug-15							22,922,000			
Sep-15							20,033,700			
Oct-15							17,807,100			
Nov-15							18,705,400			
Dec-15							19,178,800			
YTD	(229,004)	0	(229,004)	139,177,500	0	139,177,500	227,088,900	81%	100%	0%

Year	Savings/(Cost) on Hedges			Hedged Volumes (Gallons)			Actual Burn (Generation)	Hedged Burn	% Hedged with Financial	% Hedged with Physical
	Financial	Physical	Total	Financial	Physical	Total Hedged				
Jan-15							410,378			
Feb-15							1,384,048			
Mar-15							221,413			
Apr-15							378,413			
May-15							384,011			
Jun-15							317,903			
Jul-15							271,189			
Aug-15							891,841			
Sep-15							887,354			
Oct-15							284,697			
Nov-15							1,815,018			
Dec-15							312,713			
YTD	(\$261,097)	0	(\$261,097)	504,000	0	504,000	8,828,001	7%	100%	0%

Note 1

Year	Savings/(Cost) on Hedges			Hedged Volumes (MMBtu's)			Actual Injections	Hedged Injections	% Hedged with Financial	% Hedged with Physical
	Financial	Physical	Total	Financial	Physical	Total Hedged				
Jan-15	\$15,375	\$0	\$15,375	150,000	0	150,000	250,000	80%	100%	0%
YTD	\$15,375	\$0	\$15,375	150,000	0	150,000	250,000	80%	100%	0%

Year	Savings/(Cost) on Hedges			Hedged Volumes (Gallons)			Estimated Exposure	Hedged Exposure	% Hedged with Financial	% Hedged with Physical
	Financial	Physical	Total	Financial	Physical	Total Hedged				
Jan-15							563,569			
Feb-15							573,940			
Mar-15							570,208			
Apr-15							537,905			
May-15							522,687			
Jun-15							517,578			
Jul-15							530,818			
Aug-15							524,103			
Sep-15							517,531			
Oct-15							358,213			
Nov-15							301,588			
Dec-15							432,294			
YTD	(\$645,170)	0	(\$645,170)	3,278,000	0	3,278,000	6,031,436	54%	100%	0%

Year	Savings/(Cost) on Hedges			Hedged Volumes (Gallons)			Estimated Exposure	Hedged Exposure	% Hedged with Financial	% Hedged with Physical
	Financial	Physical	Total	Financial	Physical	Total Hedged				
Jan-15							106,481			
Feb-15							100,894			
Mar-15							100,894			
Apr-15							100,894			
May-15							141,075			
Jun-15							128,400			
Jul-15							141,075			
Aug-15							141,075			
Sep-15							128,400			
YTD	(\$54,178)	0	(\$54,178)	504,000	0	504,000	1,085,495	46%	100%	0%

Note 2

Note 1: For the period of January 2015 through December 2015, based on forecasted burns for 2015, DEF fuel oil hedge percentage was approximately [redacted]. This was above the minimum hedge target of [redacted]. During 2015, actual fuel oil usage was higher than forecasts which resulted in the overall lower actual hedge percentage.

Note 2: As outlined in DEF's 2016 Risk Management Plan, with respect to estimated fuel surcharge exposures in its coal rail transportation agreement, given the reduction in rail shipments during the latter part of 2015, and the expiration of the rail agreement at the end of December 2015, DEF did not estimate or hedge rail exposures for periods beyond September 2015. For the twelve-month period of August 2014 through July 2015, DEF's estimated rail surcharge hedge percentage was approximately [redacted]. Also, for the period of January 2015 through September 2015, DEF's overall rail surcharge hedge percentage was approximately [redacted], which was within the target range of [redacted].



2
P-1

26

LH

Year	Savings/(Cost) on Hedges			Hedged Volumes (MMBtu's)			Actual Burns (Generation & Tullinn)	Hedged Burns with Financial	% Hedged with Financial	% Hedged with Physical
	Financial	Physical	Total	Financial	Physical	Total Hedged				
Jan-16							17,385,600			
Feb-16							16,302,300			
Mar-16							18,850,300			
Apr-16							18,904,400			
May-16							24,722,000			
Jun-16							24,413,900			
Jul-16							28,459,200			
YTD	(\$114,926,553)	\$0	(\$114,926,553)	83,502,500	0	83,502,500	147,037,700	57%	100%	0%

See Note 1
See Note 2

Year	Savings/(Cost) on Hedges			Hedged Volumes (MMBtu's)			Injections	Hedged Injections	% Hedged with Financial	% Hedged with Physical
	Financial	Physical	Total	Financial	Physical	Total Hedged				
Jan-16	\$2,250	\$0	\$2,250		0					
YTD	\$2,250	\$0	\$2,250		0			30%	100%	0%

Year	Savings/(Cost) on Hedges			Hedged Volumes (Gallons)			Estimated Exposure	Hedged Exposure	% Hedged with Financial	% Hedged with Physical
	Financial	Physical	Total	Financial	Physical	Total Hedged				
Jan-16							768,155			
Feb-16							758,592			
Mar-16							752,321			
Apr-16							854,056			
May-16							779,496			
Jun-16							461,517			
Jul-16							354,594			
YTD	\$86,537	\$0	\$86,537	2,394,000	0	2,394,000	4,720,731	51%	100%	0%

See Note 2

Note 1: Actual burns for periods January 2016 through June 2016. July 2016 burn numbers are considered estimates subject to minor adjustments based on actual bookings.
Note 2: Based on actual fuel burns for January 2016 through June 2016, and forecasted fuel burns and estimated fuel surcharge exposures for the balance of 2016, DEF is currently within all of the hedging targets established in the 2016 Risk Management Plan.

P. 28



2
P. 2

As of December 31, 2015

DEF Gas Hedging Status
 CONFIDENTIAL

2-P.3

Physical/Financial	Instrument	Put/Call	Month	Trade Number	Counterparty	Market	Location	Volume	Fixed Price (\$/MMBtu)	Settlement (\$/MMBtu)	Savings/Cost on Hedge	Actual/Projected Burns	% Hedged
Financial	Financial Option	Call	1/1/2015	3227307	Cligroup Energy E	NYMEX NG LTD	Henry Hub			\$3.1890			
Financial	Financial Option	Put	1/1/2015	3227307	Cligroup Energy E	NYMEX NG LTD	Henry Hub			\$3.1890			
Financial	Financial Option	Call	1/1/2015	3227311	Morgan Stanley E	NYMEX NG LTD	Henry Hub			\$3.1890			
Financial	Financial Option	Put	1/1/2015	3227311	Morgan Stanley E	NYMEX NG LTD	Henry Hub			\$3.1890			
Financial	Financial Option	Call	1/1/2015	3227312	JPMorganChase Bank E	IFERC	CGT			\$3.1890			
Financial	Financial Option	Put	1/1/2015	3227312	JPMorganChase Bank E	IFERC	CGT			\$3.1890			
Financial	Financial Swap		1/1/2015	3223428	MerrillynchCom E EM	IFERC	Henry Hub			\$3.0900			
Financial	Financial Swap		1/1/2015	3223434	Morgan Stanley E	IFERC	Henry Hub			\$3.1800			
Financial	Financial Swap		1/1/2015	3223439	Morgan Stanley E	IFERC	Henry Hub			\$3.1900			
Financial	Financial Swap		1/1/2015	3223448	Barclays Bank E	IFERC	Henry Hub			\$3.1800			
Financial	Financial Swap		1/1/2015	3223547	JPMorganChase Bank E	IFERC	Henry Hub			\$3.1900			
Financial	Financial Swap		1/1/2015	3223423	Barclays Bank E	NYMEX NG LTD	Henry Hub			\$3.1900			
Financial	Financial Swap		1/1/2015	3223832	Cligroup Energy E	NYMEX NG LTD	Henry Hub			\$3.1890			
Financial	Financial Swap		1/1/2015	3223658	Macquarie Bank Ltd	NYMEX NG LTD	Henry Hub			\$3.1890			
Financial	Financial Swap		1/1/2015	3224035	Barclays Bank E	NYMEX NG LTD	Henry Hub			\$3.1890			
Financial	Financial Swap		1/1/2015	3224087	Morgan Stanley E	NYMEX NG LTD	Henry Hub			\$3.1890			
Financial	Financial Swap		1/1/2015	3224214	JPMorganChase Bank E	IFERC	Trancco Zone 4			\$3.1900			
Financial	Financial Swap		1/1/2015	3224217	Macquarie Bank Ltd	IFERC	Trancco Zone 4			\$3.1900			
Financial	Financial Swap		1/1/2015	3224222	Barclays Bank E	IFERC	CGT			\$3.0900			
Financial	Financial Swap		1/1/2015	3224266	Barclays Bank E	IFERC	CGT			\$3.0900			
Financial	Financial Swap		1/1/2015	3224277	Cligroup Energy E	IFERC	CGT			\$3.0900			
Financial	Financial Swap		1/1/2015	3224279	Cligroup Energy E	IFERC	CGT			\$3.0900			
Financial	Financial Swap		1/1/2015	3224281	JPMorganChase Bank E	IFERC	CGT			\$3.0900			
Financial	Financial Swap		1/1/2015	3224350	JPMorganChase Bank E	IFERC	CGT			\$3.0900			
Financial	Financial Swap		1/1/2015	3224437	Morgan Stanley E	IFERC	CGT			\$3.0900			
Financial	Financial Swap		1/1/2015	3224613	Credit Suisse Intl	IFERC	CGT			\$3.0900			
Financial	Financial Swap		1/1/2015	3224618	JPMorganChase Bank E	IFERC	CGT			\$3.0900			
Financial	Financial Swap		1/1/2015	3224622	Barclays Bank E	IFERC	CGT			\$3.0900			
Financial	Financial Swap		1/1/2015	3224877	Macquarie Bank Ltd	IFERC	CGT			\$3.0900			
Financial	Financial Swap		1/1/2015	3224880	Credit Suisse Intl	IFERC	CGT			\$3.0900			
Financial	Financial Swap		1/1/2015	3224810	Cligroup Energy E	IFERC	CGT			\$3.0900			
Financial	Financial Swap		1/1/2015	3224832	Morgan Stanley E	IFERC	CGT			\$3.0900			
Financial	Financial Swap		1/1/2015	3224917	Morgan Stanley E	IFERC	CGT			\$3.0900			
Financial	Financial Swap		1/1/2015	3224620	Morgan Stanley E	IFERC	CGT			\$3.0900			
Financial	Financial Swap		1/1/2015	3224922	Cligroup Energy E	IFERC	CGT			\$3.0900			
Financial	Financial Swap		1/1/2015	3224824	Credit Suisse Intl	IFERC	CGT			\$3.0900			
Financial	Financial Swap		1/1/2015	3225051	MerrillynchCom E EM	IFERC	CGT			\$3.0900			
Financial	Financial Swap		1/1/2015	3225058	Credit Suisse Intl	IFERC	CGT			\$3.0900			
Financial	Financial Swap		1/1/2015	3225197	MerrillynchCom E EM	IFERC	CGT			\$3.0900			
Financial	Financial Swap		1/1/2015	3225871	BK MONTREAL	IFERC	CGT			\$3.0900			
Financial	Financial Swap		1/1/2015	3225866	Macquarie Bank Ltd	IFERC	CGT			\$3.0900			
Financial	Financial Swap		1/1/2015	3225869	BK MONTREAL	IFERC	CGT			\$3.0900			
Financial	Financial Swap		1/1/2015	3225948	MerrillynchCom E EM	IFERC	CGT			\$3.0900			
Financial	Financial Swap		1/1/2015	3226967	BK MONTREAL	IFERC	Trancco Zone 4			\$3.1900			
Financial	Financial Swap		1/1/2015	3226886	BK MONTREAL	IFERC	Trancco Zone 4			\$3.1900			
Financial	Financial Swap		1/1/2015	3226756	BK MONTREAL	IFERC	Trancco Zone 4			\$3.1900			
Financial	Financial Swap		1/1/2015	3226759	BK MONTREAL	IFERC	Trancco Zone 4			\$3.1900			
Financial	Financial Swap		1/1/2015	3226760	MerrillynchCom E EM	IFERC	Trancco Zone 4			\$3.1900			
Financial	Financial Swap		1/1/2015	3226761	BK MONTREAL	IFERC	Trancco Zone 4			\$3.1900			
Financial	Financial Swap		1/1/2015	3226794	JPMorganChase Bank E	IFERC	Trancco Zone 4			\$3.1900			
Financial	Financial Swap		1/1/2015	3226798	BK MONTREAL	IFERC	Trancco Zone 4			\$3.1900			
Financial	Financial Swap		1/1/2015	3228382	MerrillynchCom E EM	IFERC	Henry Hub			\$3.1900			
Financial	Financial Swap		1/1/2015	3240183	MerrillynchCom E EM	IFERC	Henry Hub			\$3.1900			
Financial	Financial Swap		1/1/2015	3240184	JPMorganChase Bank E	IFERC	Henry Hub			\$3.1900			
Financial	Financial Swap		1/1/2015	3243454	BK MONTREAL	IFERC	Henry Hub			\$3.1900			
Financial	Financial Swap		1/1/2015	3248424	MerrillynchCom E EM	IFERC	CGT			\$3.0900			
Financial	Financial Swap		1/1/2015	3250864	BK MONTREAL	IFERC	Trancco Zone 4			\$3.1900			
Financial	Financial Swap		1/1/2015	3254125	JPMorganChase Bank E	IFERC	Trancco Zone 4			\$3.1900			
Financial	Financial Swap		1/1/2015	3256079	MerrillynchCom E EM	NYMEX NG LTD	Henry Hub			\$3.1890			
										17,408,400			

APC

Financial	Financial Swap	4/1/2015	3224821	JPMorganChase Bank E	IFERC	Transco Zone 4			
Financial	Financial Swap	4/1/2015	3224823	Credit Suisse Intl	IFERC	Transco Zone 4	\$2,5000		
Financial	Financial Swap	4/1/2015	3224925	Citygroup Energy E	IFERC	Transco Zone 4	\$2,5000		
Financial	Financial Swap	4/1/2015	3224927	Credit Suisse Intl	IFERC	Transco Zone 4	\$2,5000		
Financial	Financial Swap	4/1/2015	3225044	Morgan Stanley E	IFERC	Transco Zone 4	\$2,5000		
Financial	Financial Swap	4/1/2015	3225050	JPMorganChase Bank E	IFERC	CGT	\$2,5000		
Financial	Financial Swap	4/1/2015	3225057	Merrill LynchCom E EM	IFERC	CGT	\$2,5100		
Financial	Financial Swap	4/1/2015	3225265	Morgan Stanley E	IFERC	CGT	\$2,5100		
Financial	Financial Swap	4/1/2015	3226557	Merrill LynchCom E EM	IFERC	Transco Zone 4	\$2,5100		
Financial	Financial Swap	4/1/2015	3267250	JPMorganChase Bank E	IFERC	CGT	\$2,5000		
Financial	Financial Swap	4/1/2015	3283784	Macquarie Bank Ltd	IFERC	Transco Zone 4	\$2,5100		
Financial	Financial Swap	4/1/2015	3284453	Macquarie Bank Ltd	IFERC	Transco Zone 4	\$2,5000		
Financial	Financial Swap	4/1/2015	3286344	Citygroup Energy E	IFERC	Transco Zone 4	\$2,5600		
Financial	Financial Swap	4/1/2015	3294056	Macquarie Bank Ltd	IFERC	Transco Zone 4	\$2,5600		
Financial	Financial Swap	4/1/2015	3308458	Merrill LynchCom E EM	NYMEX NG LID	Henry Hub	\$2,5600		
		4/1/2015 Total							17,674,900

2 p. 7

(150)

2 p. 2

Financial	Financial Option	Call	5/1/2015	3227367	Citigroup Energy E	NYMEX NG L1D	Henry Hub		
Financial	Financial Option	Put	5/1/2015	3227367	Citigroup Energy E	NYMEX NG L1D	Henry Hub	\$2,5170	
Financial	Financial Option	Call	5/1/2015	3227311	Morgan Stanley E	NYMEX NG L1D	Henry Hub	\$2,5170	
Financial	Financial Option	Put	5/1/2015	3227311	Morgan Stanley E	NYMEX NG L1D	Henry Hub	\$2,5170	
Financial	Financial Option	Call	5/1/2015	3227312	JPMorganChase Bank E	IFERC	CGT	\$2,5170	
Financial	Financial Option	Put	5/1/2015	3227312	JPMorganChase Bank E	IFERC	CGT	\$2,4400	
Financial	Financial Option	Call	5/1/2015	3227518	Merrill ynchCom E EM	IFERC	Henry Hub	\$2,4400	
Financial	Financial Option	Put	5/1/2015	3227518	Merrill ynchCom E EM	IFERC	Henry Hub	\$2,5300	
Financial	Financial Option	Call	5/1/2015	3227519	BKMONTREAL	NYMEX NG L1D	Henry Hub	\$2,5300	
Financial	Financial Option	Put	5/1/2015	3227519	BKMONTREAL	NYMEX NG L1D	Henry Hub	\$2,5170	
Financial	Financial Option	Call	5/1/2015	3227521	Merrill ynchCom E EM	NYMEX NG L1D	Henry Hub	\$2,5170	
Financial	Financial Option	Put	5/1/2015	3227521	Merrill ynchCom E EM	NYMEX NG L1D	Henry Hub	\$2,5170	
Financial	Financial Option	Call	5/1/2015	3227767	JPMorganChase Bank E	IFERC	Transco Zone 4	\$2,5170	
Financial	Financial Option	Put	5/1/2015	3227767	JPMorganChase Bank E	IFERC	Transco Zone 4	\$2,5000	
Financial	Financial Option	Call	5/1/2015	3238363	BKMONTREAL	IFERC	Henry Hub	\$2,5000	
Financial	Financial Option	Put	5/1/2015	3238363	BKMONTREAL	IFERC	Henry Hub	\$2,5300	
Financial	Financial Option	Call	5/1/2015	3248460	Citigroup Energy E	IFERC	Henry Hub	\$2,5300	
Financial	Financial Option	Put	5/1/2015	3248460	Citigroup Energy E	IFERC	Henry Hub	\$2,5300	
Financial	Financial Option	Call	5/1/2015	3251386	BKMONTREAL	IFERC	Henry Hub	\$2,5300	
Financial	Financial Option	Put	5/1/2015	3251386	BKMONTREAL	IFERC	Henry Hub	\$2,5300	
Financial	Financial Option	Call	5/1/2015	3264163	JPMorganChase Bank E	IFERC	Henry Hub	\$2,5300	
Financial	Financial Option	Put	5/1/2015	3264163	JPMorganChase Bank E	IFERC	Henry Hub	\$2,5300	
Financial	Financial Option	Call	5/1/2015	3266285	Morgan Stanley E	IFERC	Henry Hub	\$2,5300	
Financial	Financial Option	Put	5/1/2015	3266285	Morgan Stanley E	IFERC	Henry Hub	\$2,5300	
Financial	Financial Option	Call	5/1/2015	3279679	Citigroup Energy E	IFERC	Henry Hub	\$2,5300	
Financial	Financial Option	Put	5/1/2015	3279679	Citigroup Energy E	IFERC	Henry Hub	\$2,5300	
Financial	Financial Option	Call	5/1/2015	3292219	Citigroup Energy E	IFERC	Henry Hub	\$2,5300	
Financial	Financial Option	Put	5/1/2015	3292219	Citigroup Energy E	IFERC	Henry Hub	\$2,5300	
Financial	Financial Option	Call	5/1/2015	3296153	Morgan Stanley E	NYMEX NG L1D	Henry Hub	\$2,5300	
Financial	Financial Option	Put	5/1/2015	3296153	Morgan Stanley E	NYMEX NG L1D	Henry Hub	\$2,5170	
Financial	Financial Option	Call	5/1/2015	3301239	Merrill ynchCom E EM	NYMEX NG L1D	Henry Hub	\$2,5170	
Financial	Financial Option	Put	5/1/2015	3301239	Merrill ynchCom E EM	NYMEX NG L1D	Henry Hub	\$2,5170	
Financial	Financial Option	Call	5/1/2015	3304156	Macquarie Bank Ltd	NYMEX NG L1D	Henry Hub	\$2,5170	
Financial	Financial Option	Put	5/1/2015	3304156	Macquarie Bank Ltd	NYMEX NG L1D	Henry Hub	\$2,5170	
Financial	Financial Option	Call	5/1/2015	3310401	Morgan Stanley E	NYMEX NG L1D	Henry Hub	\$2,5170	
Financial	Financial Option	Put	5/1/2015	3310401	Morgan Stanley E	NYMEX NG L1D	Henry Hub	\$2,5170	
Financial	Financial Option	Call	5/1/2015	3312162	Morgan Stanley E	NYMEX NG L1D	Henry Hub	\$2,5170	
Financial	Financial Option	Put	5/1/2015	3312162	Morgan Stanley E	NYMEX NG L1D	Henry Hub	\$2,5170	
Financial	Financial Option	Call	5/1/2015	3317624	BKMONTREAL	NYMEX NG L1D	Henry Hub	\$2,5170	
Financial	Financial Option	Put	5/1/2015	3317624	BKMONTREAL	NYMEX NG L1D	Henry Hub	\$2,5170	
Financial	Financial Option	Call	5/1/2015	3321824	Scotia Bank	NYMEX NG L1D	Henry Hub	\$2,5170	
Financial	Financial Option	Put	5/1/2015	3321824	Scotia Bank	NYMEX NG L1D	Henry Hub	\$2,5170	
Financial	Financial Swap		5/1/2015	3223326	JPMorganChase Bank E	IFERC	Henry Hub	\$2,5300	
Financial	Financial Swap		5/1/2015	3223331	JPMorganChase Bank E	IFERC	Henry Hub	\$2,5300	
Financial	Financial Swap		5/1/2015	3223333	Morgan Stanley E	IFERC	Henry Hub	\$2,5300	
Financial	Financial Swap		5/1/2015	3223336	Morgan Stanley E	IFERC	Henry Hub	\$2,5300	
Financial	Financial Swap		5/1/2015	3223424	Merrill ynchCom E EM	IFERC	Henry Hub	\$2,5300	
Financial	Financial Swap		5/1/2015	3223428	Macquarie Bank Ltd	IFERC	Henry Hub	\$2,5300	
Financial	Financial Swap		5/1/2015	3223428	Merrill ynchCom E EM	IFERC	Henry Hub	\$2,5300	
Financial	Financial Swap		5/1/2015	3223432	JPMorganChase Bank E	IFERC	Henry Hub	\$2,5300	
Financial	Financial Swap		5/1/2015	3223434	Morgan Stanley E	IFERC	Henry Hub	\$2,5300	
Financial	Financial Swap		5/1/2015	3223439	Morgan Stanley E	IFERC	Henry Hub	\$2,5300	
Financial	Financial Swap		5/1/2015	3223475	Morgan Stanley E	IFERC	Henry Hub	\$2,5300	
Financial	Financial Swap		5/1/2015	3223537	Morgan Stanley E	IFERC	Henry Hub	\$2,5300	
Financial	Financial Swap		5/1/2015	3223541	Morgan Stanley E	IFERC	Henry Hub	\$2,5300	
Financial	Financial Swap		5/1/2015	3223544	JPMorganChase Bank E	IFERC	Henry Hub	\$2,5300	
Financial	Financial Swap		5/1/2015	3223546	Barclays Bank E	IFERC	Henry Hub	\$2,5300	
Financial	Financial Swap		5/1/2015	3223547	JPMorganChase Bank E	IFERC	Henry Hub	\$2,5300	
Financial	Financial Swap		5/1/2015	3223550	Morgan Stanley E	IFERC	Henry Hub	\$2,5300	
Financial	Financial Swap		5/1/2015	3223552	Barclays Bank E	IFERC	Henry Hub	\$2,5300	
Financial	Financial Swap		5/1/2015	3223567	Credit Suisse Intl	IFERC	Henry Hub	\$2,5300	
Financial	Financial Swap		5/1/2015	3223569	Morgan Stanley E	IFERC	Henry Hub	\$2,5300	
Financial	Financial Swap		5/1/2015	3223742	Barclays Bank E	NYMEX NG L1D	Henry Hub	\$2,5300	
Financial	Financial Swap		5/1/2015	3223744	Barclays Bank E	NYMEX NG L1D	Henry Hub	\$2,5170	
Financial	Financial Swap		5/1/2015	3224218	Barclays Bank E	NYMEX NG L1D	Henry Hub	\$2,5470	
Financial	Financial Swap		5/1/2015	3224218	Credit Suisse Intl	NYMEX NG L1D	Henry Hub	\$2,5170	
Financial	Financial Swap		5/1/2015	3224220	Morgan Stanley E	NYMEX NG L1D	Henry Hub	\$2,5170	
Financial	Financial Swap		5/1/2015	3224229	Barclays Bank E	NYMEX NG L1D	Henry Hub	\$2,5170	
Financial	Financial Swap		5/1/2015	3224232	Barclays Bank E	NYMEX NG L1D	Henry Hub	\$2,5170	
Financial	Financial Swap		5/1/2015	3224245	Morgan Stanley E	NYMEX NG L1D	Henry Hub	\$2,5170	

13

2 p. 10

Financial	Financial Option	Call	6/1/2015	3227307	Citigroup Energy E	NYMEX NG L1D	Henry Hub		
Financial	Financial Option	Put	6/1/2015	3227307	Citigroup Energy E	NYMEX NG L1D	Henry Hub	\$2.8150	
Financial	Financial Option	Call	6/1/2015	3227311	Morgan Stanley E	NYMEX NG L1D	Henry Hub	\$2.8150	
Financial	Financial Option	Put	6/1/2015	3227311	Morgan Stanley E	NYMEX NG L1D	Henry Hub	\$2.8150	
Financial	Financial Option	Call	6/1/2015	3227312	JPMorganChase Bank E	IFERC	CGT	\$2.8150	
Financial	Financial Option	Put	6/1/2015	3227312	JPMorganChase Bank E	IFERC	CGT	\$2.7200	
Financial	Financial Option	Call	6/1/2015	3227518	Merrill LynchCom E EM	IFERC	Henry Hub	\$2.7200	
Financial	Financial Option	Put	6/1/2015	3227518	Merrill LynchCom E EM	IFERC	Henry Hub	\$2.8200	
Financial	Financial Option	Call	6/1/2015	3227519	BKMONTREAL	NYMEX NG L1D	Henry Hub	\$2.8200	
Financial	Financial Option	Put	6/1/2015	3227519	BKMONTREAL	NYMEX NG L1D	Henry Hub	\$2.8150	
Financial	Financial Option	Call	6/1/2015	3227521	Merrill LynchCom E EM	NYMEX NG L1D	Henry Hub	\$2.8150	
Financial	Financial Option	Put	6/1/2015	3227521	Merrill LynchCom E EM	NYMEX NG L1D	Henry Hub	\$2.8150	
Financial	Financial Option	Call	6/1/2015	3227767	JPMorganChase Bank E	IFERC	Transco Zone 4	\$2.8150	
Financial	Financial Option	Put	6/1/2015	3227767	JPMorganChase Bank E	IFERC	Transco Zone 4	\$2.6000	
Financial	Financial Option	Call	6/1/2015	3238383	BKMONTREAL	IFERC	Henry Hub	\$2.8000	
Financial	Financial Option	Put	6/1/2015	3238383	BKMONTREAL	IFERC	Henry Hub	\$2.8200	
Financial	Financial Option	Call	6/1/2015	3246480	Citigroup Energy E	IFERC	Henry Hub	\$2.8200	
Financial	Financial Option	Put	6/1/2015	3246480	Citigroup Energy E	IFERC	Henry Hub	\$2.8200	
Financial	Financial Option	Call	6/1/2015	3251388	BKMONTREAL	IFERC	Henry Hub	\$2.8200	
Financial	Financial Option	Put	6/1/2015	3251388	BKMONTREAL	IFERC	Henry Hub	\$2.8200	
Financial	Financial Option	Call	6/1/2015	3264163	JPMorganChase Bank E	IFERC	Henry Hub	\$2.8200	
Financial	Financial Option	Put	6/1/2015	3264163	JPMorganChase Bank E	IFERC	Henry Hub	\$2.8200	
Financial	Financial Option	Call	6/1/2015	3266285	Morgan Stanley E	IFERC	Henry Hub	\$2.8200	
Financial	Financial Option	Put	6/1/2015	3266285	Morgan Stanley E	IFERC	Henry Hub	\$2.8200	
Financial	Financial Option	Call	6/1/2015	3279679	Citigroup Energy E	IFERC	Henry Hub	\$2.8200	
Financial	Financial Option	Put	6/1/2015	3279679	Citigroup Energy E	IFERC	Henry Hub	\$2.8200	
Financial	Financial Option	Call	6/1/2015	3282219	Citigroup Energy E	IFERC	Henry Hub	\$2.8200	
Financial	Financial Option	Put	6/1/2015	3282219	Citigroup Energy E	IFERC	Henry Hub	\$2.8200	
Financial	Financial Option	Call	6/1/2015	3298153	Morgan Stanley E	NYMEX NG L1D	Henry Hub	\$2.8200	
Financial	Financial Option	Put	6/1/2015	3298153	Morgan Stanley E	NYMEX NG L1D	Henry Hub	\$2.8150	
Financial	Financial Option	Call	6/1/2015	3301239	Merrill LynchCom E EM	NYMEX NG L1D	Henry Hub	\$2.8150	
Financial	Financial Option	Put	6/1/2015	3301239	Merrill LynchCom E EM	NYMEX NG L1D	Henry Hub	\$2.8150	
Financial	Financial Option	Call	6/1/2015	3304158	Macquarie Bank Ltd	NYMEX NG L1D	Henry Hub	\$2.8150	
Financial	Financial Option	Put	6/1/2015	3304158	Macquarie Bank Ltd	NYMEX NG L1D	Henry Hub	\$2.8150	
Financial	Financial Option	Call	6/1/2015	3310401	Morgan Stanley E	NYMEX NG L1D	Henry Hub	\$2.8150	
Financial	Financial Option	Put	6/1/2015	3310401	Morgan Stanley E	NYMEX NG L1D	Henry Hub	\$2.8150	
Financial	Financial Option	Call	6/1/2015	3312102	Morgan Stanley E	NYMEX NG L1D	Henry Hub	\$2.8150	
Financial	Financial Option	Put	6/1/2015	3312102	Morgan Stanley E	NYMEX NG L1D	Henry Hub	\$2.8150	
Financial	Financial Option	Call	6/1/2015	3317624	BKMONTREAL	NYMEX NG L1D	Henry Hub	\$2.8150	
Financial	Financial Option	Put	6/1/2015	3317624	BKMONTREAL	NYMEX NG L1D	Henry Hub	\$2.8150	
Financial	Financial Option	Call	6/1/2015	3321824	Scotia Bank	NYMEX NG L1D	Henry Hub	\$2.8150	
Financial	Financial Option	Put	6/1/2015	3321824	Scotia Bank	NYMEX NG L1D	Henry Hub	\$2.8150	
Financial	Financial Option	Call	6/1/2015	3327183	Scotia Bank	NYMEX NG L1D	Henry Hub	\$2.8150	
Financial	Financial Option	Put	6/1/2015	3327183	Scotia Bank	NYMEX NG L1D	Henry Hub	\$2.8150	
Financial	Financial Option	Call	6/1/2015	3328119	Morgan Stanley E	NYMEX NG L1D	Henry Hub	\$2.8150	
Financial	Financial Option	Put	6/1/2015	3328119	Morgan Stanley E	NYMEX NG L1D	Henry Hub	\$2.8150	
Financial	Financial Swap		6/1/2015	3223328	JPMorganChase Bank E	IFERC	Henry Hub	\$2.8200	
Financial	Financial Swap		6/1/2015	3223331	JPMorganChase Bank E	IFERC	Henry Hub	\$2.8200	
Financial	Financial Swap		6/1/2015	3223333	Morgan Stanley E	IFERC	Henry Hub	\$2.8200	
Financial	Financial Swap		6/1/2015	3223336	Morgan Stanley E	IFERC	Henry Hub	\$2.8200	
Financial	Financial Swap		6/1/2015	3223424	Merrill LynchCom E EM	IFERC	Henry Hub	\$2.8200	
Financial	Financial Swap		6/1/2015	3223428	Macquarie Bank Ltd	IFERC	Henry Hub	\$2.8200	
Financial	Financial Swap		6/1/2015	3223428	Merrill LynchCom E EM	IFERC	Henry Hub	\$2.8200	
Financial	Financial Swap		6/1/2015	3223432	JPMorganChase Bank E	IFERC	Henry Hub	\$2.8200	
Financial	Financial Swap		6/1/2015	3223434	Morgan Stanley E	IFERC	Henry Hub	\$2.8200	
Financial	Financial Swap		6/1/2015	3223439	Morgan Stanley E	IFERC	Henry Hub	\$2.8200	
Financial	Financial Swap		6/1/2015	3223475	Morgan Stanley E	IFERC	Henry Hub	\$2.8200	
Financial	Financial Swap		6/1/2015	3223537	Morgan Stanley E	IFERC	Henry Hub	\$2.8200	
Financial	Financial Swap		6/1/2015	3223541	Morgan Stanley E	IFERC	Henry Hub	\$2.8200	
Financial	Financial Swap		6/1/2015	3223544	JPMorganChase Bank E	IFERC	Henry Hub	\$2.8200	
Financial	Financial Swap		6/1/2015	3223546	Barclays Bank E	IFERC	Henry Hub	\$2.8200	
Financial	Financial Swap		6/1/2015	3223547	JPMorganChase Bank E	IFERC	Henry Hub	\$2.8200	
Financial	Financial Swap		6/1/2015	3223550	Morgan Stanley E	IFERC	Henry Hub	\$2.8200	
Financial	Financial Swap		6/1/2015	3223552	Barclays Bank E	IFERC	Henry Hub	\$2.8200	
Financial	Financial Swap		6/1/2015	3223567	Credit Suisse Intl	IFERC	Henry Hub	\$2.8200	
Financial	Financial Swap		6/1/2015	3223569	Morgan Stanley E	IFERC	Henry Hub	\$2.8200	
Financial	Financial Swap		6/1/2015	3223742	Barclays Bank E	NYMEX NG L1D	Henry Hub	\$2.8200	
Financial	Financial Swap		6/1/2015	3223744	Barclays Bank E	NYMEX NG L1D	Henry Hub	\$2.8150	
Financial	Financial Swap		6/1/2015	3224218	Barclays Bank E	NYMEX NG L1D	Henry Hub	\$2.8150	
Financial	Financial Swap		6/1/2015	3224219	Credit Suisse Intl	NYMEX NG L1D	Henry Hub	\$2.8150	

2 P. 12

2

7

Financial	Financial Option	Call	7/1/2015	3227307	Citigroup Energy E	NYMEX NG L1Q	Henry Hub		
Financial	Financial Option	Put	7/1/2015	3227307	Citigroup Energy E	NYMEX NG L1D	Henry Hub	\$2.7730	
Financial	Financial Option	Call	7/1/2015	3227311	Morgan Stanley E	NYMEX NG L1D	Henry Hub	\$2.7730	
Financial	Financial Option	Put	7/1/2015	3227311	Morgan Stanley E	NYMEX NG L1D	Henry Hub	\$2.7730	
Financial	Financial Option	Call	7/1/2015	3227312	JPMorganChase Bank E	IFERC	CGT	\$2.7730	
Financial	Financial Option	Put	7/1/2015	3227312	JPMorganChase Bank E	IFERC	CGT	\$2.7700	
Financial	Financial Option	Call	7/1/2015	3227518	Merrill LynchCom E EM	IFERC	Henry Hub	\$2.7700	
Financial	Financial Option	Put	7/1/2015	3227518	Merrill LynchCom E EM	IFERC	Henry Hub	\$2.7700	
Financial	Financial Option	Call	7/1/2015	3227519	BKMONTREAL	NYMEX NG L1D	Henry Hub	\$2.7700	
Financial	Financial Option	Put	7/1/2015	3227519	BKMONTREAL	NYMEX NG L1D	Henry Hub	\$2.7730	
Financial	Financial Option	Call	7/1/2015	3227521	Merrill LynchCom E EM	NYMEX NG L1D	Henry Hub	\$2.7730	
Financial	Financial Option	Put	7/1/2015	3227521	Merrill LynchCom E EM	NYMEX NG L1D	Henry Hub	\$2.7730	
Financial	Financial Option	Call	7/1/2015	3227787	JPMorganChase Bank E	IFERC	Transco Zone 4	\$2.7730	
Financial	Financial Option	Put	7/1/2015	3227787	JPMorganChase Bank E	IFERC	Transco Zone 4	\$2.7900	
Financial	Financial Option	Call	7/1/2015	3238363	BKMONTREAL	IFERC	Henry Hub	\$2.7900	
Financial	Financial Option	Put	7/1/2015	3238363	BKMONTREAL	IFERC	Henry Hub	\$2.7700	
Financial	Financial Option	Call	7/1/2015	3248480	Citigroup Energy E	IFERC	Henry Hub	\$2.7700	
Financial	Financial Option	Put	7/1/2015	3248480	Citigroup Energy E	IFERC	Henry Hub	\$2.7700	
Financial	Financial Option	Call	7/1/2015	3251388	BKMONTREAL	IFERC	Henry Hub	\$2.7700	
Financial	Financial Option	Put	7/1/2015	3251388	BKMONTREAL	IFERC	Henry Hub	\$2.7700	
Financial	Financial Option	Call	7/1/2015	3251396	BKMONTREAL	IFERC	Henry Hub	\$2.7700	
Financial	Financial Option	Put	7/1/2015	3251396	BKMONTREAL	IFERC	Henry Hub	\$2.7700	
Financial	Financial Option	Call	7/1/2015	3264163	JPMorganChase Bank E	IFERC	Henry Hub	\$2.7700	
Financial	Financial Option	Put	7/1/2015	3264163	JPMorganChase Bank E	IFERC	Henry Hub	\$2.7700	
Financial	Financial Option	Call	7/1/2015	3266265	Morgan Stanley E	IFERC	Henry Hub	\$2.7700	
Financial	Financial Option	Put	7/1/2015	3266265	Morgan Stanley E	IFERC	Henry Hub	\$2.7700	
Financial	Financial Option	Call	7/1/2015	3279679	Citigroup Energy E	IFERC	Henry Hub	\$2.7700	
Financial	Financial Option	Put	7/1/2015	3279679	Citigroup Energy E	IFERC	Henry Hub	\$2.7700	
Financial	Financial Option	Call	7/1/2015	3282218	Citigroup Energy E	IFERC	Henry Hub	\$2.7700	
Financial	Financial Option	Put	7/1/2015	3282218	Citigroup Energy E	IFERC	Henry Hub	\$2.7700	
Financial	Financial Option	Call	7/1/2015	3298153	Morgan Stanley E	NYMEX NG L1D	Henry Hub	\$2.7700	
Financial	Financial Option	Put	7/1/2015	3298153	Morgan Stanley E	NYMEX NG L1D	Henry Hub	\$2.7730	
Financial	Financial Option	Call	7/1/2015	3301239	Merrill LynchCom E EM	NYMEX NG L1D	Henry Hub	\$2.7730	
Financial	Financial Option	Put	7/1/2015	3301239	Merrill LynchCom E EM	NYMEX NG L1D	Henry Hub	\$2.7730	
Financial	Financial Option	Call	7/1/2015	3304156	Macquarie Bank Ltd	NYMEX NG L1D	Henry Hub	\$2.7730	
Financial	Financial Option	Put	7/1/2015	3304156	Macquarie Bank Ltd	NYMEX NG L1D	Henry Hub	\$2.7730	
Financial	Financial Option	Call	7/1/2015	3310401	Morgan Stanley E	NYMEX NG L1D	Henry Hub	\$2.7730	
Financial	Financial Option	Put	7/1/2015	3310401	Morgan Stanley E	NYMEX NG L1D	Henry Hub	\$2.7730	
Financial	Financial Option	Call	7/1/2015	3312102	Morgan Stanley E	NYMEX NG L1D	Henry Hub	\$2.7730	
Financial	Financial Option	Put	7/1/2015	3312102	Morgan Stanley E	NYMEX NG L1D	Henry Hub	\$2.7730	
Financial	Financial Option	Call	7/1/2015	3317824	BKMONTREAL	NYMEX NG L1D	Henry Hub	\$2.7730	
Financial	Financial Option	Put	7/1/2015	3317824	BKMONTREAL	NYMEX NG L1D	Henry Hub	\$2.7730	
Financial	Financial Option	Call	7/1/2015	3321824	Scotia Bank	NYMEX NG L1D	Henry Hub	\$2.7730	
Financial	Financial Option	Put	7/1/2015	3321824	Scotia Bank	NYMEX NG L1D	Henry Hub	\$2.7730	
Financial	Financial Option	Call	7/1/2015	3327183	Scotia Bank	NYMEX NG L1D	Henry Hub	\$2.7730	
Financial	Financial Option	Put	7/1/2015	3327183	Scotia Bank	NYMEX NG L1D	Henry Hub	\$2.7730	
Financial	Financial Option	Call	7/1/2015	3328119	Morgan Stanley E	NYMEX NG L1D	Henry Hub	\$2.7730	
Financial	Financial Option	Put	7/1/2015	3328119	Morgan Stanley E	NYMEX NG L1D	Henry Hub	\$2.7730	
Financial	Financial Option	Call	7/1/2015	3332907	BKMONTREAL	NYMEX NG L1D	Henry Hub	\$2.7730	
Financial	Financial Option	Put	7/1/2015	3332907	BKMONTREAL	NYMEX NG L1D	Henry Hub	\$2.7730	
Financial	Financial Option	Call	7/1/2015	3334101	Merrill LynchCom E EM	IFERC	Transco Zone 4	\$2.7730	
Financial	Financial Option	Put	7/1/2015	3334101	Merrill LynchCom E EM	IFERC	Transco Zone 4	\$2.7900	
Financial	Financial Option	Call	7/1/2015	3336012	Macquarie Bank Ltd	IFERC	Transco Zone 4	\$2.7900	
Financial	Financial Option	Put	7/1/2015	3336012	Macquarie Bank Ltd	IFERC	Transco Zone 4	\$2.7900	
Financial	Financial Option	Call	7/1/2015	3336225	BKMONTREAL	NYMEX NG L1D	Henry Hub	\$2.7900	
Financial	Financial Option	Put	7/1/2015	3336225	BKMONTREAL	NYMEX NG L1D	Henry Hub	\$2.7730	
Financial	Financial Swap		7/1/2015	3223328	JPMorganChase Bank E	IFERC	Henry Hub	\$2.7730	
Financial	Financial Swap		7/1/2015	3223331	JPMorganChase Bank E	IFERC	Henry Hub	\$2.7700	
Financial	Financial Swap		7/1/2015	3223333	Morgan Stanley E	IFERC	Henry Hub	\$2.7700	
Financial	Financial Swap		7/1/2015	3223336	Morgan Stanley E	IFERC	Henry Hub	\$2.7700	
Financial	Financial Swap		7/1/2015	3223424	Merrill LynchCom E EM	IFERC	Henry Hub	\$2.7700	
Financial	Financial Swap		7/1/2015	3223428	Macquarie Bank Ltd	IFERC	Henry Hub	\$2.7700	
Financial	Financial Swap		7/1/2015	3223428	Merrill LynchCom E EM	IFERC	Henry Hub	\$2.7700	
Financial	Financial Swap		7/1/2015	3223432	JPMorganChase Bank E	IFERC	Henry Hub	\$2.7700	
Financial	Financial Swap		7/1/2015	3223434	Morgan Stanley E	IFERC	Henry Hub	\$2.7700	
Financial	Financial Swap		7/1/2015	3223439	Morgan Stanley E	IFERC	Henry Hub	\$2.7700	
Financial	Financial Swap		7/1/2015	3223475	Morgan Stanley E	IFERC	Henry Hub	\$2.7700	
Financial	Financial Swap		7/1/2015	3223537	Morgan Stanley E	IFERC	Henry Hub	\$2.7700	
Financial	Financial Swap		7/1/2015	3223541	Morgan Stanley E	IFERC	Henry Hub	\$2.7700	
Financial	Financial Swap		7/1/2015	3223544	JPMorganChase Bank E	IFERC	Henry Hub	\$2.7700	
Financial	Financial Swap		7/1/2015	3223548	Barclays Bank E	IFERC	Henry Hub	\$2.7700	
Financial	Financial Swap		7/1/2015	3223547	JPMorganChase Bank E	IFERC	Henry Hub	\$2.7700	

2 p. 13

Financial	Financial Swap	7/1/2015	3223556	Morgan Stanley E	IFERC	Henry Hub			
Financial	Financial Swap	7/1/2015	3223562	Barclays Bank E	IFERC	Henry Hub			\$2,7700
Financial	Financial Swap	7/1/2015	3223567	Credit Suisse Int	IFERC	Henry Hub			\$2,7700
Financial	Financial Swap	7/1/2015	3223568	Morgan Stanley E	IFERC	Henry Hub			\$2,7700
Financial	Financial Swap	7/1/2015	3223742	Barclays Bank E	NYMEX NG L1D	Henry Hub			\$2,7700
Financial	Financial Swap	7/1/2015	3223744	Barclays Bank E	NYMEX NG L1D	Henry Hub			\$2,7730
Financial	Financial Swap	7/1/2015	3224216	Barclays Bank E	NYMEX NG L1D	Henry Hub			\$2,7730
Financial	Financial Swap	7/1/2015	3224219	Credit Suisse Int	NYMEX NG L1D	Henry Hub			\$2,7730
Financial	Financial Swap	7/1/2015	3224220	Morgan Stanley E	NYMEX NG L1D	Henry Hub			\$2,7730
Financial	Financial Swap	7/1/2015	3224229	Barclays Bank E	NYMEX NG L1D	Henry Hub			\$2,7730
Financial	Financial Swap	7/1/2015	3224232	Barclays Bank E	NYMEX NG L1D	Henry Hub			\$2,7730
Financial	Financial Swap	7/1/2015	3224245	Morgan Stanley E	NYMEX NG L1D	Henry Hub			\$2,7730
Financial	Financial Swap	7/1/2015	3224252	Barclays Bank E	IFERC	CGT			\$2,7730
Financial	Financial Swap	7/1/2015	3224276	JPMorganChase Bank E	IFERC	CGT			\$2,7100
Financial	Financial Swap	7/1/2015	3224280	Barclays Bank E	IFERC	CGT			\$2,7100
Financial	Financial Swap	7/1/2015	3224337	Barclays Bank E	IFERC	CGT			\$2,7100
Financial	Financial Swap	7/1/2015	3224381	JPMorganChase Bank E	IFERC	CGT			\$2,7100
Financial	Financial Swap	7/1/2015	3224384	JPMorganChase Bank E	IFERC	CGT			\$2,7100
Financial	Financial Swap	7/1/2015	3224505	Morgan Stanley E	IFERC	CGT			\$2,7100
Financial	Financial Swap	7/1/2015	3224509	Morgan Stanley E	IFERC	CGT			\$2,7100
Financial	Financial Swap	7/1/2015	3224604	Credit Suisse Int	IFERC	CGT			\$2,7100
Financial	Financial Swap	7/1/2015	3224618	JPMorganChase Bank E	IFERC	CGT			\$2,7100
Financial	Financial Swap	7/1/2015	3224620	Citigroup Energy E	IFERC	CGT			\$2,7100
Financial	Financial Swap	7/1/2015	3224621	JPMorganChase Bank E	IFERC	CGT			\$2,7100
Financial	Financial Swap	7/1/2015	3224640	Macquarie Bank Ltd	IFERC	CGT			\$2,7100
Financial	Financial Swap	7/1/2015	3224679	Barclays Bank E	IFERC	CGT			\$2,7100
Financial	Financial Swap	7/1/2015	3224681	JPMorganChase Bank E	IFERC	CGT			\$2,7100
Financial	Financial Swap	7/1/2015	3224682	Citigroup Energy E	IFERC	CGT			\$2,7100
Financial	Financial Swap	7/1/2015	3224683	JPMorganChase Bank E	IFERC	CGT			\$2,7100
Financial	Financial Swap	7/1/2015	3224684	Merrill LynchCom E EM	IFERC	CGT			\$2,7100
Financial	Financial Swap	7/1/2015	3224690	JPMorganChase Bank E	IFERC	CGT			\$2,7100
Financial	Financial Swap	7/1/2015	3224697	Macquarie Bank Ltd	IFERC	CGT			\$2,7100
Financial	Financial Swap	7/1/2015	3224807	Credit Suisse Int	IFERC	CGT			\$2,7100
Financial	Financial Swap	7/1/2015	3224813	Merrill LynchCom E EM	IFERC	CGT			\$2,7100
Financial	Financial Swap	7/1/2015	3224815	Credit Suisse Int	IFERC	Transco Zone 4			\$2,7900
Financial	Financial Swap	7/1/2015	3224817	Barclays Bank E	IFERC	Transco Zone 4			\$2,7900
Financial	Financial Swap	7/1/2015	3224818	Morgan Stanley E	IFERC	Transco Zone 4			\$2,7900
Financial	Financial Swap	7/1/2015	3224826	JPMorganChase Bank E	IFERC	Transco Zone 4			\$2,7900
Financial	Financial Swap	7/1/2015	3224914	Merrill LynchCom E EM	IFERC	Transco Zone 4			\$2,7900
Financial	Financial Swap	7/1/2015	3224915	Morgan Stanley E	IFERC	Transco Zone 4			\$2,7900
Financial	Financial Swap	7/1/2015	3224916	Morgan Stanley E	IFERC	Transco Zone 4			\$2,7900
Financial	Financial Swap	7/1/2015	3224919	Citigroup Energy E	IFERC	Transco Zone 4			\$2,7900
Financial	Financial Swap	7/1/2015	3224921	JPMorganChase Bank E	IFERC	Transco Zone 4			\$2,7900
Financial	Financial Swap	7/1/2015	3224922	Credit Suisse Int	IFERC	Transco Zone 4			\$2,7900
Financial	Financial Swap	7/1/2015	3224925	Citigroup Energy E	IFERC	Transco Zone 4			\$2,7900
Financial	Financial Swap	7/1/2015	3224927	Credit Suisse Int	IFERC	Transco Zone 4			\$2,7900
Financial	Financial Swap	7/1/2015	3225044	Morgan Stanley E	IFERC	Transco Zone 4			\$2,7900
Financial	Financial Swap	7/1/2015	3225050	JPMorganChase Bank E	IFERC	CGT			\$2,7900
Financial	Financial Swap	7/1/2015	3225057	Merrill LynchCom E EM	IFERC	CGT			\$2,7100
Financial	Financial Swap	7/1/2015	3225265	Morgan Stanley E	IFERC	CGT			\$2,7100
Financial	Financial Swap	7/1/2015	3226557	Merrill LynchCom E EM	IFERC	Transco Zone 4			\$2,7900
Financial	Financial Swap	7/1/2015	3228640	BK MONTREAL	IFERC	Henry Hub			\$2,7700
Financial	Financial Swap	7/1/2015	3267250	JPMorganChase Bank E	IFERC	CGT			\$2,7100
Financial	Financial Swap	7/1/2015	3283784	Macquarie Bank Ltd	IFERC	Transco Zone 4			\$2,7900
Financial	Financial Swap	7/1/2015	3284453	Macquarie Bank Ltd	IFERC	Transco Zone 4			\$2,7900
Financial	Financial Swap	7/1/2015	3286344	Citigroup Energy E	IFERC	Transco Zone 4			\$2,7900
Financial	Financial Swap	7/1/2015	3294866	Macquarie Bank Ltd	IFERC	Transco Zone 4			\$2,7900
Financial	Financial Swap	7/1/2015	3297904	Merrill LynchCom E EM	NYMEX NG L1D	Henry Hub			\$2,7730
Financial	Financial Swap	7/1/2015	3306480	Merrill LynchCom E EM	NYMEX NG L1D	Henry Hub			\$2,7730
Financial	Financial Swap	7/1/2015	3307910	Merrill LynchCom E EM	NYMEX NG L1D	Henry Hub			\$2,7730
Financial	Financial Swap	7/1/2015	3321455	BNP Paribas E,EM	NYMEX NG L1D	Henry Hub			\$2,7730
Financial	Financial Swap	7/1/2015	3322457	Citigroup Energy E	NYMEX NG L1D	Henry Hub			\$2,7730
Financial	Financial Swap	7/1/2015	3323023	JPMorganChase Bank E	IFERC	Transco Zone 4			\$2,7730
Financial	Financial Swap	7/1/2015	3324183	Citigroup Energy E	IFERC	Transco Zone 4			\$2,7900
Financial	Financial Swap	7/1/2015	3326730	BK MONTREAL	IFERC	Columbia Gulf			\$2,7100
Financial	Financial Swap	7/1/2015	3330748	Macquarie Bank Ltd	IFERC	Columbia Gulf			\$2,7100
Financial	Financial Swap	7/1/2015	3331414	Scotia Bank	IFERC	Columbia Gulf			\$2,7100
		7/1/2015 Total							\$2,7100

2017

Financial	Financial Swap	9/1/2015	3224218	Barclays Bank E	NYMEX NG L1D	Henry Hub	\$2,6360
Financial	Financial Swap	9/1/2015	3224219	Credit Suisse Int'l	NYMEX NG L1D	Henry Hub	\$2,6380
Financial	Financial Swap	9/1/2015	3224220	Morgan Stanley E	NYMEX NG L1D	Henry Hub	\$2,6380
Financial	Financial Swap	9/1/2015	3224228	Barclays Bank E	NYMEX NG L1D	Henry Hub	\$2,6380
Financial	Financial Swap	9/1/2015	3224232	Barclays Bank E	NYMEX NG L1D	Henry Hub	\$2,6380
Financial	Financial Swap	9/1/2015	3224245	Morgan Stanley E	NYMEX NG L1D	Henry Hub	\$2,6380
Financial	Financial Swap	9/1/2015	3224252	Barclays Bank E	IFERC	CGT	\$2,6380
Financial	Financial Swap	9/1/2015	3224276	JPMorganChase Bank E	IFERC	CGT	\$2,5800
Financial	Financial Swap	9/1/2015	3224280	Barclays Bank E	IFERC	CGT	\$2,5800
Financial	Financial Swap	9/1/2015	3224337	Barclays Bank E	IFERC	CGT	\$2,5800
Financial	Financial Swap	9/1/2015	3224381	JPMorganChase Bank E	IFERC	CGT	\$2,5800
Financial	Financial Swap	9/1/2015	3224384	JPMorganChase Bank E	IFERC	CGT	\$2,5800
Financial	Financial Swap	9/1/2015	3224508	Morgan Stanley E	IFERC	CGT	\$2,5800
Financial	Financial Swap	9/1/2015	3224509	Morgan Stanley E	IFERC	CGT	\$2,5800
Financial	Financial Swap	9/1/2015	3224604	Credit Suisse Int'l	IFERC	CGT	\$2,5800
Financial	Financial Swap	9/1/2015	3224618	JPMorganChase Bank E	IFERC	CGT	\$2,5800
Financial	Financial Swap	9/1/2015	3224620	Citigroup Energy E	IFERC	CGT	\$2,5800
Financial	Financial Swap	9/1/2015	3224682	JPMorganChase Bank E	IFERC	CGT	\$2,5800
Financial	Financial Swap	9/1/2015	3224840	Macquarie Bank Ltd	IFERC	CGT	\$2,5800
Financial	Financial Swap	9/1/2015	3224878	Barclays Bank E	IFERC	CGT	\$2,5800
Financial	Financial Swap	9/1/2015	3224681	JPMorganChase Bank E	IFERC	CGT	\$2,5800
Financial	Financial Swap	9/1/2015	3224682	Citigroup Energy E	IFERC	CGT	\$2,5800
Financial	Financial Swap	9/1/2015	3224683	JPMorganChase Bank E	IFERC	CGT	\$2,5800
Financial	Financial Swap	9/1/2015	3224684	Merrill LynchCom E EM	IFERC	CGT	\$2,5800
Financial	Financial Swap	9/1/2015	3224893	JPMorganChase Bank E	IFERC	CGT	\$2,5800
Financial	Financial Swap	9/1/2015	3224897	Macquarie Bank Ltd	IFERC	CGT	\$2,5800
Financial	Financial Swap	9/1/2015	3224807	Credit Suisse Int'l	IFERC	CGT	\$2,5800
Financial	Financial Swap	9/1/2015	3224813	Merrill LynchCom E EM	IFERC	CGT	\$2,5800
Financial	Financial Swap	9/1/2015	3224815	Credit Suisse Int'l	IFERC	Transco Zone 4	\$2,6300
Financial	Financial Swap	9/1/2015	3224817	Barclays Bank E	IFERC	Transco Zone 4	\$2,6300
Financial	Financial Swap	9/1/2015	3224818	Morgan Stanley E	IFERC	Transco Zone 4	\$2,6300
Financial	Financial Swap	9/1/2015	3224828	JPMorganChase Bank E	IFERC	Transco Zone 4	\$2,6300
Financial	Financial Swap	9/1/2015	3224914	Merrill LynchCom E EM	IFERC	Transco Zone 4	\$2,6300
Financial	Financial Swap	9/1/2015	3224915	Morgan Stanley E	IFERC	Transco Zone 4	\$2,6300
Financial	Financial Swap	9/1/2015	3224916	Morgan Stanley E	IFERC	Transco Zone 4	\$2,6300
Financial	Financial Swap	9/1/2015	3224919	Citigroup Energy E	IFERC	Transco Zone 4	\$2,6300
Financial	Financial Swap	9/1/2015	3224921	JPMorganChase Bank E	IFERC	Transco Zone 4	\$2,6300
Financial	Financial Swap	9/1/2015	3224823	Credit Suisse Int'l	IFERC	Transco Zone 4	\$2,6300
Financial	Financial Swap	9/1/2015	3224923	Citigroup Energy E	IFERC	Transco Zone 4	\$2,6300
Financial	Financial Swap	9/1/2015	3224927	Credit Suisse Int'l	IFERC	Transco Zone 4	\$2,6300
Financial	Financial Swap	9/1/2015	3225044	Morgan Stanley E	IFERC	Transco Zone 4	\$2,6300
Financial	Financial Swap	9/1/2015	3225056	JPMorganChase Bank E	IFERC	CGT	\$2,6300
Financial	Financial Swap	9/1/2015	3225057	Merrill LynchCom E EM	IFERC	CGT	\$2,5800
Financial	Financial Swap	9/1/2015	3225285	Morgan Stanley E	IFERC	CGT	\$2,5800
Financial	Financial Swap	9/1/2015	3226557	Merrill LynchCom E EM	IFERC	Transco Zone 4	\$2,6300
Financial	Financial Swap	9/1/2015	3226640	BK MONTREAL	IFERC	Henry Hub	\$2,6400
Financial	Financial Swap	9/1/2015	3267250	JPMorganChase Bank E	IFERC	CGT	\$2,5800
Financial	Financial Swap	9/1/2015	3283784	Macquarie Bank Ltd	IFERC	Transco Zone 4	\$2,6300
Financial	Financial Swap	9/1/2015	3284453	Macquarie Bank Ltd	IFERC	Transco Zone 4	\$2,6300
Financial	Financial Swap	9/1/2015	3286344	Citigroup Energy E	IFERC	Transco Zone 4	\$2,6300
Financial	Financial Swap	9/1/2015	3294888	Macquarie Bank Ltd	IFERC	Transco Zone 4	\$2,6300
Financial	Financial Swap	9/1/2015	3297904	Merrill LynchCom E EM	NYMEX NG L1D	Henry Hub	\$2,6300
Financial	Financial Swap	9/1/2015	3306488	Merrill LynchCom E EM	NYMEX NG L1D	Henry Hub	\$2,6380
Financial	Financial Swap	9/1/2015	3307910	Merrill LynchCom E EM	NYMEX NG L1D	Henry Hub	\$2,6380
Financial	Financial Swap	9/1/2015	3321455	BNP Paribas E,EM	NYMEX NG L1D	Henry Hub	\$2,6380
Financial	Financial Swap	9/1/2015	3322457	Citigroup Energy E	NYMEX NG L1D	Henry Hub	\$2,6380
Financial	Financial Swap	9/1/2015	3323023	JPMorganChase Bank E	IFERC	Transco Zone 4	\$2,6300
Financial	Financial Swap	9/1/2015	3324163	Citigroup Energy E	IFERC	Transco Zone 4	\$2,6300
Financial	Financial Swap	9/1/2015	3330748	Macquarie Bank Ltd	IFERC	Columbia Gulf	\$2,5800
Financial	Financial Swap	9/1/2015	3331414	Scotiabank	IFERC	Columbia Gulf	\$2,5800
		9/1/2015 Total					20,033,700

2

3

2 P. 18

2

7

Financial	Financial Option	Call	10/1/2015	3227307	Citigroup Energy E	NYMEX NG L1D	Henry Hub	\$2.5630
Financial	Financial Option	Put	10/1/2015	3227307	Citigroup Energy E	NYMEX NG L1D	Henry Hub	\$2.5630
Financial	Financial Option	Call	10/1/2015	3227311	Morgan Stanley E	NYMEX NG L1D	Henry Hub	\$2.5630
Financial	Financial Option	Put	10/1/2015	3227311	Morgan Stanley E	NYMEX NG L1D	Henry Hub	\$2.5630
Financial	Financial Option	Call	10/1/2015	3227312	JPMorganChase Bank E	IFERC	CGT	\$2.4700
Financial	Financial Option	Put	10/1/2015	3227312	JPMorganChase Bank E	IFERC	CGT	\$2.4700
Financial	Financial Option	Call	10/1/2015	3227519	BKMONTREAL	NYMEX NG L1D	Henry Hub	\$2.5630
Financial	Financial Option	Put	10/1/2015	3227519	BKMONTREAL	NYMEX NG L1D	Henry Hub	\$2.5630
Financial	Financial Option	Call	10/1/2015	3227521	Merrill LynchCom E EM	NYMEX NG L1D	Henry Hub	\$2.5630
Financial	Financial Option	Put	10/1/2015	3227521	Merrill LynchCom E EM	NYMEX NG L1D	Henry Hub	\$2.5630
Financial	Financial Option	Call	10/1/2015	3227787	JPMorganChase Bank E	IFERC	Transco Zone 4	\$2.5300
Financial	Financial Option	Put	10/1/2015	3227787	JPMorganChase Bank E	IFERC	Transco Zone 4	\$2.5300
Financial	Financial Option	Call	10/1/2015	3321624	Scotia Bank	NYMEX NG L1D	Henry Hub	\$2.5630
Financial	Financial Option	Put	10/1/2015	3321624	Scotia Bank	NYMEX NG L1D	Henry Hub	\$2.5630
Financial	Financial Option	Call	10/1/2015	3327183	Scotia Bank	NYMEX NG L1D	Henry Hub	\$2.5630
Financial	Financial Option	Put	10/1/2015	3327183	Scotia Bank	NYMEX NG L1D	Henry Hub	\$2.5630
Financial	Financial Option	Call	10/1/2015	3328119	Morgan Stanley E	NYMEX NG L1D	Henry Hub	\$2.5630
Financial	Financial Option	Put	10/1/2015	3328119	Morgan Stanley E	NYMEX NG L1D	Henry Hub	\$2.5630
Financial	Financial Option	Call	10/1/2015	3332907	BKMONTREAL	NYMEX NG L1D	Henry Hub	\$2.5630
Financial	Financial Option	Put	10/1/2015	3332907	BKMONTREAL	NYMEX NG L1D	Henry Hub	\$2.5630
Financial	Financial Swap		10/1/2015	3223326	JPMorganChase Bank E	IFERC	Henry Hub	\$2.5600
Financial	Financial Swap		10/1/2015	3223331	JPMorganChase Bank E	IFERC	Henry Hub	\$2.5600
Financial	Financial Swap		10/1/2015	3223333	Morgan Stanley E	IFERC	Henry Hub	\$2.5600
Financial	Financial Swap		10/1/2015	3223338	Morgan Stanley E	IFERC	Henry Hub	\$2.5600
Financial	Financial Swap		10/1/2015	3223424	Merrill LynchCom E EM	IFERC	Henry Hub	\$2.5600
Financial	Financial Swap		10/1/2015	3223428	Macquarie Bank Ltd	IFERC	Henry Hub	\$2.5600
Financial	Financial Swap		10/1/2015	3223428	Merrill LynchCom E EM	IFERC	Henry Hub	\$2.5600
Financial	Financial Swap		10/1/2015	3223432	JPMorganChase Bank E	IFERC	Henry Hub	\$2.5600
Financial	Financial Swap		10/1/2015	3223434	Morgan Stanley E	IFERC	Henry Hub	\$2.5600
Financial	Financial Swap		10/1/2015	3223439	Morgan Stanley E	IFERC	Henry Hub	\$2.5600
Financial	Financial Swap		10/1/2015	3223475	Morgan Stanley E	IFERC	Henry Hub	\$2.5600
Financial	Financial Swap		10/1/2015	3223537	Morgan Stanley E	IFERC	Henry Hub	\$2.5600
Financial	Financial Swap		10/1/2015	3223541	Morgan Stanley E	IFERC	Henry Hub	\$2.5600
Financial	Financial Swap		10/1/2015	3223544	JPMorganChase Bank E	IFERC	Henry Hub	\$2.5600
Financial	Financial Swap		10/1/2015	3223546	Barclays Bank E	IFERC	Henry Hub	\$2.5600
Financial	Financial Swap		10/1/2015	3223547	JPMorganChase Bank E	IFERC	Henry Hub	\$2.5600
Financial	Financial Swap		10/1/2015	3223550	Morgan Stanley E	IFERC	Henry Hub	\$2.5600
Financial	Financial Swap		10/1/2015	3223552	Barclays Bank E	IFERC	Henry Hub	\$2.5600
Financial	Financial Swap		10/1/2015	3223567	Credit Suisse Int'l	IFERC	Henry Hub	\$2.5600
Financial	Financial Swap		10/1/2015	3223569	Morgan Stanley E	IFERC	Henry Hub	\$2.5600
Financial	Financial Swap		10/1/2015	3223742	Barclays Bank E	NYMEX NG L1D	Henry Hub	\$2.5630
Financial	Financial Swap		10/1/2015	3223744	Barclays Bank E	NYMEX NG L1D	Henry Hub	\$2.5630
Financial	Financial Swap		10/1/2015	3224216	Barclays Bank E	NYMEX NG L1D	Henry Hub	\$2.5630
Financial	Financial Swap		10/1/2015	3224218	Credit Suisse Int'l	NYMEX NG L1D	Henry Hub	\$2.5630
Financial	Financial Swap		10/1/2015	3224220	Morgan Stanley E	NYMEX NG L1D	Henry Hub	\$2.5630
Financial	Financial Swap		10/1/2015	3224220	Barclays Bank E	NYMEX NG L1D	Henry Hub	\$2.5630
Financial	Financial Swap		10/1/2015	3224232	Barclays Bank E	NYMEX NG L1D	Henry Hub	\$2.5630
Financial	Financial Swap		10/1/2015	3224245	Morgan Stanley E	NYMEX NG L1D	Henry Hub	\$2.5630
Financial	Financial Swap		10/1/2015	3224252	Barclays Bank E	IFERC	CGT	\$2.4700
Financial	Financial Swap		10/1/2015	3224276	JPMorganChase Bank E	IFERC	CGT	\$2.4700
Financial	Financial Swap		10/1/2015	3224280	Barclays Bank E	IFERC	CGT	\$2.4700
Financial	Financial Swap		10/1/2015	3224337	Barclays Bank E	IFERC	CGT	\$2.4700
Financial	Financial Swap		10/1/2015	3224381	JPMorganChase Bank E	IFERC	CGT	\$2.4700
Financial	Financial Swap		10/1/2015	3224394	JPMorganChase Bank E	IFERC	CGT	\$2.4700
Financial	Financial Swap		10/1/2015	3224508	Morgan Stanley E	IFERC	CGT	\$2.4700
Financial	Financial Swap		10/1/2015	3224508	Morgan Stanley E	IFERC	CGT	\$2.4700
Financial	Financial Swap		10/1/2015	3224604	Credit Suisse Int'l	IFERC	CGT	\$2.4700
Financial	Financial Swap		10/1/2015	3224618	JPMorganChase Bank E	IFERC	CGT	\$2.4700
Financial	Financial Swap		10/1/2015	3224620	Citigroup Energy E	IFERC	CGT	\$2.4700
Financial	Financial Swap		10/1/2015	3224621	JPMorganChase Bank E	IFERC	CGT	\$2.4700
Financial	Financial Swap		10/1/2015	3224640	Macquarie Bank Ltd	IFERC	CGT	\$2.4700
Financial	Financial Swap		10/1/2015	3224679	Barclays Bank E	IFERC	CGT	\$2.4700
Financial	Financial Swap		10/1/2015	3224681	JPMorganChase Bank E	IFERC	CGT	\$2.4700
Financial	Financial Swap		10/1/2015	3224682	Citigroup Energy E	IFERC	CGT	\$2.4700
Financial	Financial Swap		10/1/2015	3224683	JPMorganChase Bank E	IFERC	CGT	\$2.4700
Financial	Financial Swap		10/1/2015	3224684	Merrill LynchCom E EM	IFERC	CGT	\$2.4700
Financial	Financial Swap		10/1/2015	3224683	JPMorganChase Bank E	IFERC	CGT	\$2.4700
Financial	Financial Swap		10/1/2015	3224687	Macquarie Bank Ltd	IFERC	CGT	\$2.4700
Financial	Financial Swap		10/1/2015	3224687	Credit Suisse Int'l	IFERC	CGT	\$2.4700
Financial	Financial Swap		10/1/2015	3224813	Merrill LynchCom E EM	IFERC	CGT	\$2.4700

2 p. 19

Financial	Financial Swap	10/1/2015	3224815	Credit Suisse Int'l	IFERC	Transco Zone 4				
Financial	Financial Swap	10/1/2015	3224817	Barclays Bank E	IFERC	Transco Zone 4	\$2,5300			
Financial	Financial Swap	10/1/2015	3224818	Morgan Stanley E	IFERC	Transco Zone 4	\$2,5300			
Financial	Financial Swap	10/1/2015	3224828	JPMorganChase Bank E	IFERC	Transco Zone 4	\$2,5300			
Financial	Financial Swap	10/1/2015	3224914	Merrill LynchCom E EM	IFERC	Transco Zone 4	\$2,5300			
Financial	Financial Swap	10/1/2015	3224915	Morgan Stanley E	IFERC	Transco Zone 4	\$2,5300			
Financial	Financial Swap	10/1/2015	3224916	Morgan Stanley E	IFERC	Transco Zone 4	\$2,5300			
Financial	Financial Swap	10/1/2015	3224919	Citigroup Energy E	IFERC	Transco Zone 4	\$2,5300			
Financial	Financial Swap	10/1/2015	3224921	JPMorganChase Bank E	IFERC	Transco Zone 4	\$2,5300			
Financial	Financial Swap	10/1/2015	3224923	Credit Suisse Int'l	IFERC	Transco Zone 4	\$2,5300			
Financial	Financial Swap	10/1/2015	3224925	Citigroup Energy E	IFERC	Transco Zone 4	\$2,5300			
Financial	Financial Swap	10/1/2015	3224927	Credit Suisse Int'l	IFERC	Transco Zone 4	\$2,5300			
Financial	Financial Swap	10/1/2015	3225044	Morgan Stanley E	IFERC	Transco Zone 4	\$2,5300			
Financial	Financial Swap	10/1/2015	3225050	JPMorganChase Bank E	IFERC	CGT	\$2,5300			
Financial	Financial Swap	10/1/2015	3225057	Merrill LynchCom E EM	IFERC	CGT	\$2,4700			
Financial	Financial Swap	10/1/2015	3225265	Morgan Stanley E	IFERC	CGT	\$2,4700			
Financial	Financial Swap	10/1/2015	3226557	Merrill LynchCom E EM	IFERC	Transco Zone 4	\$2,4700			
Financial	Financial Swap	10/1/2015	3267250	JPMorganChase Bank E	IFERC	CGT	\$2,5300			
Financial	Financial Swap	10/1/2015	3283784	Macquarie Bank Ltd	IFERC	CGT	\$2,4700			
Financial	Financial Swap	10/1/2015	3284453	Macquarie Bank Ltd	IFERC	Transco Zone 4	\$2,5300			
Financial	Financial Swap	10/1/2015	3286344	Citigroup Energy E	IFERC	Transco Zone 4	\$2,5300			
Financial	Financial Swap	10/1/2015	3294866	Macquarie Bank Ltd	IFERC	Transco Zone 4	\$2,5300			
Financial	Financial Swap	10/1/2015	3300486	Merrill LynchCom E EM	NYMEX NG LTD	Henry Hub	\$2,5300			
Financial	Financial Swap	10/1/2015	3323457	Citigroup Energy E	NYMEX NG LTD	Henry Hub	\$2,5830			
Financial	Financial Swap	10/1/2015	3323023	JPMorganChase Bank E	IFERC	Transco Zone 4	\$2,5300			
Financial	Financial Swap	10/1/2015	3324183	Citigroup Energy E	IFERC	Transco Zone 4	\$2,5300			
Financial	Financial Swap	10/1/2015	3330748	Macquarie Bank Ltd	IFERC	Columbia Gulf	\$2,4700			
Financial	Financial Swap	10/1/2015	3331414	Scotia Bank	IFERC	Columbia Gulf	\$2,4700			
		10/1/2015 Total								
										17,807,100

2

2

2 P.20

2
 W

Financial	Financial Option	Call	11/1/2015	3227307	Citigroup Energy E	NYMEX NG L1D	Henry Hub		
Financial	Financial Option	Put	11/1/2015	3227307	Citigroup Energy E	NYMEX NG L1D	Henry Hub	\$2.0330	
Financial	Financial Option	Call	11/1/2015	3227311	Morgan Stanley E	NYMEX NG L1D	Henry Hub	\$2.0330	
Financial	Financial Option	Put	11/1/2015	3227311	Morgan Stanley E	NYMEX NG L1D	Henry Hub	\$2.0330	
Financial	Financial Option	Call	11/1/2015	3227312	JPMorganChase Bank E	IFERC	CGT	\$1.9400	
Financial	Financial Option	Put	11/1/2015	3227312	JPMorganChase Bank E	IFERC	CGT	\$1.9400	
Financial	Financial Option	Call	11/1/2015	3328129	BK MONTREAL	NYMEX NG L1D	Henry Hub	\$2.0330	
Financial	Financial Option	Put	11/1/2015	3328129	BK MONTREAL	NYMEX NG L1D	Henry Hub	\$2.0330	
Financial	Financial Option	Call	11/1/2015	3347638	Citigroup Energy E	NYMEX NG L1D	Henry Hub	\$2.0330	
Financial	Financial Option	Put	11/1/2015	3347638	Citigroup Energy E	NYMEX NG L1D	Henry Hub	\$2.0330	
Financial	Financial Option	Call	11/1/2015	3348334	BK MONTREAL	NYMEX NG L1D	Henry Hub	\$2.0330	
Financial	Financial Option	Put	11/1/2015	3348334	BK MONTREAL	NYMEX NG L1D	Henry Hub	\$2.0330	
Financial	Financial Option	Call	11/1/2015	3352276	Morgan Stanley E	NYMEX NG L1D	Henry Hub	\$2.0330	
Financial	Financial Option	Put	11/1/2015	3352276	Morgan Stanley E	NYMEX NG L1D	Henry Hub	\$2.0330	
Financial	Financial Option	Call	11/1/2015	3354188	Scottia Bank	NYMEX NG L1D	Henry Hub	\$2.0330	
Financial	Financial Option	Put	11/1/2015	3354188	Scottia Bank	NYMEX NG L1D	Henry Hub	\$2.0330	
Financial	Financial Option	Call	11/1/2015	3354198	Scottia Bank	NYMEX NG L1D	Henry Hub	\$2.0330	
Financial	Financial Option	Put	11/1/2015	3354198	Scottia Bank	NYMEX NG L1D	Henry Hub	\$2.0330	
Financial	Financial Swap		11/1/2015	3223428	Merrill LynchCom E EM	IFERC	Henry Hub	\$2.0300	
Financial	Financial Swap		11/1/2015	3223434	Morgan Stanley E	IFERC	Henry Hub	\$2.0300	
Financial	Financial Swap		11/1/2015	3223439	Morgan Stanley E	IFERC	Henry Hub	\$2.0300	
Financial	Financial Swap		11/1/2015	3223540	Barclays Bank E	IFERC	Henry Hub	\$2.0300	
Financial	Financial Swap		11/1/2015	3223547	JPMorganChase Bank E	IFERC	Henry Hub	\$2.0300	
Financial	Financial Swap		11/1/2015	3224926	Morgan Stanley E	IFERC	CGT	\$1.9400	
Financial	Financial Swap		11/1/2015	3224928	Merrill LynchCom E EM	IFERC	CGT	\$1.9400	
Financial	Financial Swap		11/1/2015	3224929	Merrill LynchCom E EM	IFERC	CGT	\$1.9400	
Financial	Financial Swap		11/1/2015	3225039	Morgan Stanley E	IFERC	CGT	\$1.9400	
Financial	Financial Swap		11/1/2015	3225040	JPMorganChase Bank E	IFERC	CGT	\$1.9400	
Financial	Financial Swap		11/1/2015	3225041	Merrill LynchCom E EM	IFERC	CGT	\$1.9400	
Financial	Financial Swap		11/1/2015	3225042	Morgan Stanley E	IFERC	CGT	\$1.9400	
Financial	Financial Swap		11/1/2015	3225043	Citigroup Energy E	IFERC	CGT	\$1.9400	
Financial	Financial Swap		11/1/2015	3225048	Morgan Stanley E	IFERC	CGT	\$1.9400	
Financial	Financial Swap		11/1/2015	3225047	JPMorganChase Bank E	IFERC	CGT	\$1.9400	
Financial	Financial Swap		11/1/2015	3225056	JPMorganChase Bank E	IFERC	CGT	\$1.9400	
Financial	Financial Swap		11/1/2015	3225060	Macquarie Bank Ltd	IFERC	CGT	\$1.9400	
Financial	Financial Swap		11/1/2015	3225068	Citigroup Energy E	IFERC	CGT	\$1.9400	
Financial	Financial Swap		11/1/2015	3225069	Citigroup Energy E	IFERC	CGT	\$1.9400	
Financial	Financial Swap		11/1/2015	3225071	Morgan Stanley E	IFERC	CGT	\$1.9400	
Financial	Financial Swap		11/1/2015	3225068	BK MONTREAL	IFERC	CGT	\$1.9400	
Financial	Financial Swap		11/1/2015	3225107	JPMorganChase Bank E	IFERC	CGT	\$1.9400	
Financial	Financial Swap		11/1/2015	3225120	Morgan Stanley E	IFERC	CGT	\$1.9400	
Financial	Financial Swap		11/1/2015	3225202	BK MONTREAL	IFERC	CGT	\$1.9400	
Financial	Financial Swap		11/1/2015	3225203	JPMorganChase Bank E	IFERC	CGT	\$1.9400	
Financial	Financial Swap		11/1/2015	3225285	Macquarie Bank Ltd	IFERC	CGT	\$1.9400	
Financial	Financial Swap		11/1/2015	3226328	JPMorganChase Bank E	IFERC	CGT	\$1.9400	
Financial	Financial Swap		11/1/2015	3226334	JPMorganChase Bank E	IFERC	CGT	\$1.9400	
Financial	Financial Swap		11/1/2015	3226373	BK MONTREAL	IFERC	CGT	\$1.9400	
Financial	Financial Swap		11/1/2015	3226378	BK MONTREAL	IFERC	Trancco Zone 4	\$2.0200	
Financial	Financial Swap		11/1/2015	3226447	JPMorganChase Bank E	IFERC	Trancco Zone 4	\$2.0200	
Financial	Financial Swap		11/1/2015	3226554	Macquarie Bank Ltd	IFERC	Trancco Zone 4	\$2.0200	
Financial	Financial Swap		11/1/2015	3226563	JPMorganChase Bank E	IFERC	Trancco Zone 4	\$2.0200	
Financial	Financial Swap		11/1/2015	3226566	Macquarie Bank Ltd	IFERC	Trancco Zone 4	\$2.0200	
Financial	Financial Swap		11/1/2015	3226569	Macquarie Bank Ltd	IFERC	Trancco Zone 4	\$2.0200	
Financial	Financial Swap		11/1/2015	3226754	Merrill LynchCom E EM	IFERC	Trancco Zone 4	\$2.0200	
Financial	Financial Swap		11/1/2015	3226780	Macquarie Bank Ltd	IFERC	Trancco Zone 4	\$2.0200	
Financial	Financial Swap		11/1/2015	3226786	Merrill LynchCom E EM	IFERC	Henry Hub	\$2.0300	
Financial	Financial Swap		11/1/2015	3226801	JPMorganChase Bank E	IFERC	Trancco Zone 4	\$2.0200	
Financial	Financial Swap		11/1/2015	3226803	Merrill LynchCom E EM	IFERC	Trancco Zone 4	\$2.0200	
Financial	Financial Swap		11/1/2015	3226385	Citigroup Energy E	IFERC	Trancco Zone 4	\$2.0200	
Financial	Financial Swap		11/1/2015	3240195	BK MONTREAL	IFERC	Henry Hub	\$2.0300	
Financial	Financial Swap		11/1/2015	3243801	BK MONTREAL	IFERC	Henry Hub	\$2.0300	
Financial	Financial Swap		11/1/2015	3251815	JPMorganChase Bank E	IFERC	Trancco Zone 4	\$2.0200	
Financial	Financial Swap		11/1/2015	3257541	Citigroup Energy E	IFERC	CGT	\$1.9400	
Financial	Financial Swap		11/1/2015	3269357	JPMorganChase Bank E	IFERC	CGT	\$1.9400	
Financial	Financial Swap		11/1/2015	3288345	Merrill LynchCom E EM	NYMEX NG L1D	Henry Hub	\$2.0330	
Financial	Financial Swap		11/1/2015	3294063	Citigroup Energy E	NYMEX NG L1D	Henry Hub	\$2.0330	
Financial	Financial Swap		11/1/2015	3297902	BNP Paribas E EM	IFERC	Trancco Zone 4	\$2.0200	
Financial	Financial Swap		11/1/2015	3301240	BNP Paribas E EM	IFERC	Trancco Zone 4	\$2.0200	
Financial	Financial Swap		11/1/2015	3306467	Scottia Bank	NYMEX NG L1D	Henry Hub	\$2.0330	
Financial	Financial Swap		11/1/2015	3307909	BNP Paribas E EM	NYMEX NG L1D	Henry Hub	\$2.0330	
Financial	Financial Swap		11/1/2015	3319403	JPMorganChase Bank E	IFERC	Trancco Zone 4	\$2.0200	
Financial	Financial Swap		11/1/2015	3312108	JPMorganChase Bank E	IFERC	Trancco Zone 4	\$2.0200	

Duke Energy Florida
 Hedging Audit
 Docket No. 160001-E1
 ACN 16-068-2-1

Duke Energy Florida
 Docket No. 160001-E1
 Witness: McCallister
 Exhibit JM-1T

Financial	Financial Swap	11/1/2015	3317825	JPMorganChase Bank E	IFERC	Transco Zone 4			
Financial	Financial Swap	11/1/2015	3321458	BNP Paribas E.EM	NYMEX NG L1D	Henry Hub	\$2.0200		
Financial	Financial Swap	11/1/2015	3322458	Merrill LynchCom E EM	NYMEX NG L1D	Henry Hub	\$2.0330		
Financial	Financial Swap	11/1/2015	3323024	Mazzeiarie Bank Ltd	IFERC	Transco Zone 4	\$2.0200		
Financial	Financial Swap	11/1/2015	3324184	Morgan Stanley E	IFERC	Transco Zone 4	\$2.0200		
Financial	Financial Swap	11/1/2015	3330749	Merrill LynchCom E EM	IFERC	Columbia Gulf	\$1.9400		
Financial	Financial Swap	11/1/2015	3356603	BKMCANTREAL	IFERC	Transco Zone 4	\$2.0200		
		11/1/2015 Total							18,705,400

3
 N2

H.P.
 2

2 P. 22

2

N

Financial	Financial Option	Call	12/1/2015	3227307	Citigroup Energy E	NYMEX NG L1D	Henry Hub		
Financial	Financial Option	Put	12/1/2015	3227307	Citigroup Energy E	NYMEX NG L1D	Henry Hub	\$2,2060	
Financial	Financial Option	Call	12/1/2015	3227311	Morgan Stanley E	NYMEX NG L1D	Henry Hub	\$2,2050	
Financial	Financial Option	Put	12/1/2015	3227311	Morgan Stanley E	NYMEX NG L1D	Henry Hub	\$2,2050	
Financial	Financial Option	Call	12/1/2015	3227312	JPMorganChase Bank E	IFERC	CGT	\$2,2050	
Financial	Financial Option	Put	12/1/2015	3227312	JPMorganChase Bank E	IFERC	CGT	\$2,1200	
Financial	Financial Option	Call	12/1/2015	3328129	BKMONTREAL	NYMEX NG L1D	Henry Hub	\$2,1200	
Financial	Financial Option	Put	12/1/2015	3328129	BKMONTREAL	NYMEX NG L1D	Henry Hub	\$2,2060	
Financial	Financial Option	Call	12/1/2015	3347636	Citigroup Energy E	NYMEX NG L1D	Henry Hub	\$2,2060	
Financial	Financial Option	Put	12/1/2015	3347636	Citigroup Energy E	NYMEX NG L1D	Henry Hub	\$2,2060	
Financial	Financial Option	Call	12/1/2015	3348334	BKMONTREAL	NYMEX NG L1D	Henry Hub	\$2,2060	
Financial	Financial Option	Put	12/1/2015	3348334	BKMONTREAL	NYMEX NG L1D	Henry Hub	\$2,2060	
Financial	Financial Option	Call	12/1/2015	3352225	Morgan Stanley E	NYMEX NG L1D	Henry Hub	\$2,2060	
Financial	Financial Option	Put	12/1/2015	3352225	Morgan Stanley E	NYMEX NG L1D	Henry Hub	\$2,2060	
Financial	Financial Option	Call	12/1/2015	3354188	Scotia Bank	NYMEX NG L1D	Henry Hub	\$2,2060	
Financial	Financial Option	Put	12/1/2015	3354188	Scotia Bank	NYMEX NG L1D	Henry Hub	\$2,2060	
Financial	Financial Swap		12/1/2015	3223428	Merrill LynchCom E EM	IFERC	Henry Hub	\$2,2060	
Financial	Financial Swap		12/1/2015	3223434	Morgan Stanley E	IFERC	Henry Hub	\$2,2100	
Financial	Financial Swap		12/1/2015	3223439	Morgan Stanley E	IFERC	Henry Hub	\$2,2100	
Financial	Financial Swap		12/1/2015	3223548	Barclays Bank E	IFERC	Henry Hub	\$2,2100	
Financial	Financial Swap		12/1/2015	3223547	JPMorganChase Bank E	IFERC	Henry Hub	\$2,2100	
Financial	Financial Swap		12/1/2015	3224926	Morgan Stanley E	IFERC	CGT	\$2,1200	
Financial	Financial Swap		12/1/2015	3224928	Merrill LynchCom E EM	IFERC	CGT	\$2,1200	
Financial	Financial Swap		12/1/2015	3224929	Merrill LynchCom E EM	IFERC	CGT	\$2,1200	
Financial	Financial Swap		12/1/2015	3225039	Morgan Stanley E	IFERC	CGT	\$2,1200	
Financial	Financial Swap		12/1/2015	3225040	JPMorganChase Bank E	IFERC	CGT	\$2,1200	
Financial	Financial Swap		12/1/2015	3225041	Merrill LynchCom E EM	IFERC	CGT	\$2,1200	
Financial	Financial Swap		12/1/2015	3225042	Morgan Stanley E	IFERC	CGT	\$2,1200	
Financial	Financial Swap		12/1/2015	3225043	Citigroup Energy E	IFERC	CGT	\$2,1200	
Financial	Financial Swap		12/1/2015	3225048	Morgan Stanley E	IFERC	CGT	\$2,1200	
Financial	Financial Swap		12/1/2015	3225047	JPMorganChase Bank E	IFERC	CGT	\$2,1200	
Financial	Financial Swap		12/1/2015	3225058	JPMorganChase Bank E	IFERC	CGT	\$2,1200	
Financial	Financial Swap		12/1/2015	3225066	Macquarie Bank Ltd	IFERC	CGT	\$2,1200	
Financial	Financial Swap		12/1/2015	3225068	Citigroup Energy E	IFERC	CGT	\$2,1200	
Financial	Financial Swap		12/1/2015	3225069	Citigroup Energy E	IFERC	CGT	\$2,1200	
Financial	Financial Swap		12/1/2015	3225071	Morgan Stanley E	IFERC	CGT	\$2,1200	
Financial	Financial Swap		12/1/2015	3225088	BKMONTREAL	IFERC	CGT	\$2,1200	
Financial	Financial Swap		12/1/2015	3225107	JPMorganChase Bank E	IFERC	CGT	\$2,1200	
Financial	Financial Swap		12/1/2015	3225120	Morgan Stanley E	IFERC	CGT	\$2,1200	
Financial	Financial Swap		12/1/2015	3225202	BKMONTREAL	IFERC	CGT	\$2,1200	
Financial	Financial Swap		12/1/2015	3225203	JPMorganChase Bank E	IFERC	CGT	\$2,1200	
Financial	Financial Swap		12/1/2015	3225285	Macquarie Bank Ltd	IFERC	CGT	\$2,1200	
Financial	Financial Swap		12/1/2015	3226328	JPMorganChase Bank E	IFERC	CGT	\$2,1200	
Financial	Financial Swap		12/1/2015	3226334	JPMorganChase Bank E	IFERC	CGT	\$2,1200	
Financial	Financial Swap		12/1/2015	3226373	BKMONTREAL	IFERC	CGT	\$2,1200	
Financial	Financial Swap		12/1/2015	3226378	BKMONTREAL	IFERC	Transco Zone 4	\$2,1200	
Financial	Financial Swap		12/1/2015	3226447	JPMorganChase Bank E	IFERC	Transco Zone 4	\$2,2200	
Financial	Financial Swap		12/1/2015	3226554	Macquarie Bank Ltd	IFERC	Transco Zone 4	\$2,2200	
Financial	Financial Swap		12/1/2015	3226583	JPMorganChase Bank E	IFERC	Transco Zone 4	\$2,2200	
Financial	Financial Swap		12/1/2015	3226598	Macquarie Bank Ltd	IFERC	Transco Zone 4	\$2,2200	
Financial	Financial Swap		12/1/2015	3226589	Macquarie Bank Ltd	IFERC	Transco Zone 4	\$2,2200	
Financial	Financial Swap		12/1/2015	3226754	Merrill LynchCom E EM	IFERC	Transco Zone 4	\$2,2200	
Financial	Financial Swap		12/1/2015	3226790	Macquarie Bank Ltd	IFERC	Transco Zone 4	\$2,2200	
Financial	Financial Swap		12/1/2015	3226790	Merrill LynchCom E EM	IFERC	Henry Hub	\$2,2100	
Financial	Financial Swap		12/1/2015	3226801	JPMorganChase Bank E	IFERC	Transco Zone 4	\$2,2200	
Financial	Financial Swap		12/1/2015	3226803	Merrill LynchCom E EM	IFERC	Transco Zone 4	\$2,2200	
Financial	Financial Swap		12/1/2015	3226365	Citigroup Energy E	IFERC	Henry Hub	\$2,2100	
Financial	Financial Swap		12/1/2015	3240195	BKMONTREAL	IFERC	Henry Hub	\$2,2100	
Financial	Financial Swap		12/1/2015	3243801	BKMONTREAL	IFERC	Henry Hub	\$2,2100	
Financial	Financial Swap		12/1/2015	3251815	JPMorganChase Bank E	IFERC	Transco Zone 4	\$2,2200	
Financial	Financial Swap		12/1/2015	3257541	Citigroup Energy E	IFERC	CGT	\$2,1200	
Financial	Financial Swap		12/1/2015	3269357	JPMorganChase Bank E	IFERC	CGT	\$2,1200	
Financial	Financial Swap		12/1/2015	3286345	Merrill LynchCom E EM	NYMEX NG L1D	Henry Hub	\$2,2060	
Financial	Financial Swap		12/1/2015	3294885	Citigroup Energy E	NYMEX NG L1D	Henry Hub	\$2,2060	
Financial	Financial Swap		12/1/2015	3297902	BNP Paribas E,EM	IFERC	Transco Zone 4	\$2,2200	
Financial	Financial Swap		12/1/2015	3301240	BNP Paribas E,EM	IFERC	Transco Zone 4	\$2,2200	
Financial	Financial Swap		12/1/2015	3306487	Scotia Bank	NYMEX NG L1D	Henry Hub	\$2,2060	
Financial	Financial Swap		12/1/2015	3307608	BNP Paribas E,EM	NYMEX NG L1D	Henry Hub	\$2,2060	
Financial	Financial Swap		12/1/2015	3310403	JPMorganChase Bank E	IFERC	Transco Zone 4	\$2,2200	
Financial	Financial Swap		12/1/2015	3312109	JPMorganChase Bank E	IFERC	Transco Zone 4	\$2,2200	

2

Financial	Financial Swap	12/1/2015	3317825	JPMorganChase Bank E	IFERC	Transco Zone 4					
Financial	Financial Swap	12/1/2015	3321456	BNP Paribas E,EM	NYMEX NG LTD	Henry Hub		\$2,200			
Financial	Financial Swap	12/1/2015	3322458	MerrillynchCom E EM	NYMEX NG LTD	Henry Hub		\$2,200			
Financial	Financial Swap	12/1/2015	3323024	Macquarie Bank Ltd	IFERC	Transco Zone 4		\$2,200			
Financial	Financial Swap	12/1/2015	3324184	Morgan Stanley E	IFERC	Transco Zone 4		\$2,200			
Financial	Financial Swap	12/1/2015	3330749	MerrillynchCom E EM	IFERC	Columbia Gulf		\$2,1200			
Financial	Financial Swap	12/1/2015	3356803	BKMONTREAL	IFERC	Transco Zone 4		\$2,2200			
		12/1/2015 Total									18,178,900

2 p. 23

3

J.P.

[Handwritten signature]
As of December 31, 2015

DEF Coal Transportation Hedging Status - Barge
CONFIDENTIAL

Physical/Financial	Instrument	Month	Trade Number	Counterparty	Market	Location	Volume (Gallons)	Fixed Price (\$/Gallon)	Market Settlement (\$/Gallon)	Estimated Savings/(Cost) on Hedge	Estimated Exposure	Total % Estimated Hedged Exposure
Financial	FIXED SWAP	1/1/2015	3283754	Macquarie Bank Ltd	Gulfcoast Pipe ULSD	Gulf Coast Pipeline			\$1.5378			
Financial	FIXED SWAP	1/1/2015	3284228	Morgan Stanley E	Gulfcoast Pipe ULSD	Gulf Coast Pipeline			\$1.5378			
		1/1/2015 Total									583,588	
Financial	FIXED SWAP	2/1/2015	3283754	Macquarie Bank Ltd	Gulfcoast Pipe ULSD	Gulf Coast Pipeline			\$1.8127			
Financial	FIXED SWAP	2/1/2015	3284228	Morgan Stanley E	Gulfcoast Pipe ULSD	Gulf Coast Pipeline			\$1.8127			
		2/1/2015 Total									573,940	
Financial	FIXED SWAP	3/1/2015	3283754	Macquarie Bank Ltd	Gulfcoast Pipe ULSD	Gulf Coast Pipeline			\$1.7100			
Financial	FIXED SWAP	3/1/2015	3284228	Morgan Stanley E	Gulfcoast Pipe ULSD	Gulf Coast Pipeline			\$1.7100			
		3/1/2015 Total									570,200	
Financial	FIXED SWAP	4/1/2015	3284226	Morgan Stanley E	Gulfcoast Pipe ULSD	Gulf Coast Pipeline			\$1.7771			
Financial	FIXED SWAP	4/1/2015	3288977	BP Energy Co E,EM	Gulfcoast Pipe ULSD	Gulf Coast Pipeline			\$1.7771			
		4/1/2015 Total									537,905	
Financial	FIXED SWAP	5/1/2015	3284226	Morgan Stanley E	Gulfcoast Pipe ULSD	Gulf Coast Pipeline			\$1.8178			
Financial	FIXED SWAP	5/1/2015	3288977	BP Energy Co E,EM	Gulfcoast Pipe ULSD	Gulf Coast Pipeline			\$1.8178			
		5/1/2015 Total									522,861	
Financial	FIXED SWAP	6/1/2015	3284228	Morgan Stanley E	Gulfcoast Pipe ULSD	Gulf Coast Pipeline			\$1.8018			
Financial	FIXED SWAP	6/1/2015	3288977	BP Energy Co E,EM	Gulfcoast Pipe ULSD	Gulf Coast Pipeline			\$1.8018			
		6/1/2015 Total									517,578	
Financial	FIXED SWAP	7/1/2015	3288977	BP Energy Co E,EM	Gulfcoast Pipe ULSD	Gulf Coast Pipeline			\$1.8184			
Financial	FIXED SWAP	7/1/2015	3288978	BP Energy Co E,EM	Gulfcoast Pipe ULSD	Gulf Coast Pipeline			\$1.8184			
		7/1/2015 Total									530,818	
Financial	FIXED SWAP	8/1/2015	3288977	BP Energy Co E,EM	Gulfcoast Pipe ULSD	Gulf Coast Pipeline			\$1.4814			
Financial	FIXED SWAP	8/1/2015	3288978	BP Energy Co E,EM	Gulfcoast Pipe ULSD	Gulf Coast Pipeline			\$1.4814			
		8/1/2015 Total									524,103	
Financial	FIXED SWAP	9/1/2015	3288977	BP Energy Co E,EM	Gulfcoast Pipe ULSD	Gulf Coast Pipeline			\$1.4423			
Financial	FIXED SWAP	9/1/2015	3288978	BP Energy Co E,EM	Gulfcoast Pipe ULSD	Gulf Coast Pipeline			\$1.4423			
		9/1/2015 Total									517,831	
Financial	FIXED SWAP	10/1/2015	3297786	Macquarie Bank Ltd	Gulfcoast Pipe ULSD	Gulf Coast Pipeline			\$1.4188			
		10/1/2015 Total									359,213	
Financial	FIXED SWAP	11/1/2015	3297786	Macquarie Bank Ltd	Gulfcoast Pipe ULSD	Gulf Coast Pipeline			\$1.3584			
		11/1/2015 Total									361,888	
Financial	FIXED SWAP	12/1/2015	3311032	Macquarie Bank Ltd	Gulfcoast Pipe ULSD	Gulf Coast Pipeline			\$1.0915			
		12/1/2015 Total									432,284	

2 P. 27

DEF Gas Storage Hedging Status
 CONFIDENTIAL

As of December 31, 2015

Physical/ Financial	Instrument	Month	Trade Number	Counterparty	Market	Location	Volume	Fixed Price (\$/MMBtu)	IFERC Settlement (\$/MMBtu)	Savings/Cost on Hedge	Actual/Projected Injection	% Hedged
Financial	FIXED SWAP	6/1/2015	3312106	BNP Paribas E,EM	IFERC	FGT23			\$2.6500			
Financial	FIXED SWAP	6/1/2015	3323620	JPMorganChase Bank E	IFERC	FGT23			\$2.6500			
		6/1/2015 Total					150,000			\$15,375	250,000	60%

16

2 p. 28

As of July 31, 2015

DEF Gas Hedging Status
CONFIDENTIAL

Physical/ Financial	Instrument	Put/Call	Month	Trade Number	Counterparty	Market	Location	Volume	Fixed Price (\$/MMBtu)	Settlement (\$/MMBtu)	Savings/Cost on Hedge	Actual/Projected Basis	% Hedged
Financial	Financial Option	Call	1/1/2018	3326129	BKMONTREAL	NYMEX NG L1D	Henry Hub			\$2.3720			
Financial	Financial Option	Put	1/1/2018	3326129	BKMONTREAL	NYMEX NG L1D	Henry Hub			\$2.3720			
Financial	Financial Option	Call	1/1/2018	3331417	Morgan Stanley E	NYMEX NG L1D	Henry Hub			\$2.3720			
Financial	Financial Option	Put	1/1/2018	3331417	Morgan Stanley E	NYMEX NG L1D	Henry Hub			\$2.3720			
Financial	Financial Option	Call	1/1/2018	3339455	Morgan Stanley E	IFERC	Henry Hub			\$2.3800			
Financial	Financial Option	Put	1/1/2018	3339455	Morgan Stanley E	IFERC	Henry Hub			\$2.3800			
Financial	Financial Option	Call	1/1/2018	3344766	MerrillynchCom E EM	IFERC	Trancco Zone 4			\$2.4000			
Financial	Financial Option	Put	1/1/2018	3344766	MerrillynchCom E EM	IFERC	Trancco Zone 4			\$2.4000			
Financial	Financial Option	Call	1/1/2018	3347836	Citigroup Energy E	NYMEX NG L1D	Henry Hub			\$2.3720			
Financial	Financial Option	Put	1/1/2018	3347836	Citigroup Energy E	NYMEX NG L1D	Henry Hub			\$2.3720			
Financial	Financial Option	Call	1/1/2018	3348334	BKMONTREAL	NYMEX NG L1D	Henry Hub			\$2.3720			
Financial	Financial Option	Put	1/1/2018	3348334	BKMONTREAL	NYMEX NG L1D	Henry Hub			\$2.3720			
Financial	Financial Option	Call	1/1/2018	3352226	Morgan Stanley E	NYMEX NG L1D	Henry Hub			\$2.3720			
Financial	Financial Option	Put	1/1/2018	3352226	Morgan Stanley E	NYMEX NG L1D	Henry Hub			\$2.3720			
Financial	Financial Option	Call	1/1/2018	3354186	Scotia Bank	NYMEX NG L1D	Henry Hub			\$2.3720			
Financial	Financial Option	Put	1/1/2018	3354186	Scotia Bank	NYMEX NG L1D	Henry Hub			\$2.3720			
Financial	Financial Swap		1/1/2018	3224928	Morgan Stanley E	IFERC	Columbia Gulf			\$2.3000			
Financial	Financial Swap		1/1/2018	3224928	MerrillynchCom E EM	IFERC	Columbia Gulf			\$2.3000			
Financial	Financial Swap		1/1/2018	3224929	MerrillynchCom E EM	IFERC	Columbia Gulf			\$2.3000			
Financial	Financial Swap		1/1/2018	3225038	Morgan Stanley E	IFERC	Columbia Gulf			\$2.3000			
Financial	Financial Swap		1/1/2018	3225048	JPMorganChase Bank E	IFERC	Columbia Gulf			\$2.3000			
Financial	Financial Swap		1/1/2018	3225041	MerrillynchCom E EM	IFERC	Columbia Gulf			\$2.3000			
Financial	Financial Swap		1/1/2018	3225042	Morgan Stanley E	IFERC	Columbia Gulf			\$2.3000			
Financial	Financial Swap		1/1/2018	3225043	Citigroup Energy E	IFERC	Columbia Gulf			\$2.3000			
Financial	Financial Swap		1/1/2018	3225046	Morgan Stanley E	IFERC	Columbia Gulf			\$2.3000			
Financial	Financial Swap		1/1/2018	3225047	JPMorganChase Bank E	IFERC	Columbia Gulf			\$2.3000			
Financial	Financial Swap		1/1/2018	3225056	JPMorganChase Bank E	IFERC	Columbia Gulf			\$2.3000			
Financial	Financial Swap		1/1/2018	3225060	Macquarie Bank Ltd	IFERC	Columbia Gulf			\$2.3000			
Financial	Financial Swap		1/1/2018	3225068	Citigroup Energy E	IFERC	Columbia Gulf			\$2.3000			
Financial	Financial Swap		1/1/2018	3225069	Citigroup Energy E	IFERC	Columbia Gulf			\$2.3000			
Financial	Financial Swap		1/1/2018	3225071	Morgan Stanley E	IFERC	Columbia Gulf			\$2.3000			
Financial	Financial Swap		1/1/2018	3225089	BKMONTREAL	IFERC	Columbia Gulf			\$2.3000			
Financial	Financial Swap		1/1/2018	3225107	JPMorganChase Bank E	IFERC	Columbia Gulf			\$2.3000			
Financial	Financial Swap		1/1/2018	3225120	Morgan Stanley E	IFERC	Columbia Gulf			\$2.3000			
Financial	Financial Swap		1/1/2018	3225202	BKMONTREAL	IFERC	Columbia Gulf			\$2.3000			
Financial	Financial Swap		1/1/2018	3225203	JPMorganChase Bank E	IFERC	Columbia Gulf			\$2.3000			
Financial	Financial Swap		1/1/2018	3225285	Macquarie Bank Ltd	IFERC	Columbia Gulf			\$2.3000			
Financial	Financial Swap		1/1/2018	3226328	JPMorganChase Bank E	IFERC	Columbia Gulf			\$2.3000			
Financial	Financial Swap		1/1/2018	3226334	JPMorganChase Bank E	IFERC	Columbia Gulf			\$2.3000			
Financial	Financial Swap		1/1/2018	3226373	BKMONTREAL	IFERC	Columbia Gulf			\$2.3000			
Financial	Financial Swap		1/1/2018	3226378	BKMONTREAL	IFERC	Trancco Zone 4			\$2.4000			
Financial	Financial Swap		1/1/2018	3226447	JPMorganChase Bank E	IFERC	Trancco Zone 4			\$2.4000			
Financial	Financial Swap		1/1/2018	3226554	Macquarie Bank Ltd	IFERC	Trancco Zone 4			\$2.4000			
Financial	Financial Swap		1/1/2018	3226583	JPMorganChase Bank E	IFERC	Trancco Zone 4			\$2.4000			
Financial	Financial Swap		1/1/2018	3226566	Macquarie Bank Ltd	IFERC	Trancco Zone 4			\$2.4000			
Financial	Financial Swap		1/1/2018	3226589	Macquarie Bank Ltd	IFERC	Trancco Zone 4			\$2.4000			
Financial	Financial Swap		1/1/2018	3226754	MerrillynchCom E EM	IFERC	Trancco Zone 4			\$2.4000			
Financial	Financial Swap		1/1/2018	3226790	Macquarie Bank Ltd	IFERC	Trancco Zone 4			\$2.4000			
Financial	Financial Swap		1/1/2018	3226798	MerrillynchCom E EM	IFERC	Henry Hub			\$2.3800			
Financial	Financial Swap		1/1/2018	3226801	JPMorganChase Bank E	IFERC	Trancco Zone 4			\$2.4000			
Financial	Financial Swap		1/1/2018	3226803	MerrillynchCom E EM	IFERC	Trancco Zone 4			\$2.4000			
Financial	Financial Swap		1/1/2018	3238365	Citigroup Energy E	IFERC	Henry Hub			\$2.3800			
Financial	Financial Swap		1/1/2018	3240195	BKMONTREAL	IFERC	Henry Hub			\$2.3800			
Financial	Financial Swap		1/1/2018	3243801	BKMONTREAL	IFERC	Henry Hub			\$2.3800			
Financial	Financial Swap		1/1/2018	3251815	JPMorganChase Bank E	IFERC	Trancco Zone 4			\$2.4000			
Financial	Financial Swap		1/1/2018	3257541	Citigroup Energy E	IFERC	Columbia Gulf			\$2.3000			
Financial	Financial Swap		1/1/2018	3269357	JPMorganChase Bank E	IFERC	Columbia Gulf			\$2.3000			
Financial	Financial Swap		1/1/2018	3286345	MerrillynchCom E EM	NYMEX NG L1D	Henry Hub			\$2.3720			
Financial	Financial Swap		1/1/2018	3294865	Citigroup Energy E	NYMEX NG L1D	Henry Hub			\$2.3720			

2.9.29

Financial	Financial Swap	1/1/2016	3287602	BNP Paribas E,EM	IFERC	Transco Zone 4				
Financial	Financial Swap	1/1/2016	3301240	BNP Paribas E,EM	IFERC	Transco Zone 4				
Financial	Financial Swap	1/1/2016	3308467	Scotia Bank	NYMEX NG L1D	Henry Hub				
Financial	Financial Swap	1/1/2016	3307908	BNP Paribas E,EM	NYMEX NG L1D	Henry Hub				
Financial	Financial Swap	1/1/2018	3310403	JPMorganChase Bank E	IFERC	Transco Zone 4				
Financial	Financial Swap	1/1/2015	3312109	JPMorganChase Bank E	IFERC	Transco Zone 4				
Financial	Financial Swap	1/1/2016	3317825	JPMorganChase Bank E	IFERC	Transco Zone 4				
Financial	Financial Swap	1/1/2016	3321456	BNP Paribas E,EM	NYMEX NG L1D	Henry Hub				
Financial	Financial Swap	1/1/2018	3322456	Merrill LynchCom E EM	NYMEX NG L1D	Henry Hub				
Financial	Financial Swap	1/1/2018	3323024	Macquarie Bank Ltd	IFERC	Transco Zone 4				
Financial	Financial Swap	1/1/2016	3324164	Morgan Stanley E	IFERC	Transco Zone 4				
Financial	Financial Swap	1/1/2016	3330749	Merrill LynchCom E EM	IFERC	Columbia Gulf				
Financial	Financial Swap	1/1/2016	3358603	BKMONTRIAL	IFERC	Transco Zone 4				
Financial	Financial Swap	1/1/2016	3364485	Scotia Bank	NYMEX NG L1D	Henry Hub				
Financial	Financial Swap	1/1/2016	3370065	Scotia Bank	NYMEX NG L1D	Henry Hub				
Financial	Financial Swap	1/1/2016	3370773	Merrill LynchCom E EM	IFERC	Transco Zone 4				
Financial	Financial Swap	1/1/2016	3371050	Wells Fargo Secur	NYMEX NG L1D	Henry Hub				
		1/1/2016 Total								17,345,900

Handwritten initials/signature

Handwritten: 2 p. 30

Financial	Financial Option	Call	2/1/2016	3328129	BKMONTREAL	NYMEX NG L1D	Henry Hub		
Financial	Financial Option	Put	2/1/2016	3326128	BKMONTREAL	NYMEX NG L1D	Henry Hub	\$2,1890	
Financial	Financial Option	Call	2/1/2016	3331417	Morgan Stanley E	NYMEX NG L1D	Henry Hub	\$2,1890	
Financial	Financial Option	Put	2/1/2016	3331417	Morgan Stanley E	NYMEX NG L1D	Henry Hub	\$2,1890	
Financial	Financial Option	Call	2/1/2016	3339455	Morgan Stanley E	IFERC	Henry Hub	\$2,1890	
Financial	Financial Option	Put	2/1/2016	3339455	Morgan Stanley E	IFERC	Henry Hub	\$2,1900	
Financial	Financial Option	Call	2/1/2016	3344766	Merrill yncCom E EM	IFERC	Henry Hub	\$2,1900	
Financial	Financial Option	Put	2/1/2016	3344766	Merrill yncCom E EM	IFERC	Tranco Zone 4	\$2,1900	
Financial	Financial Option	Call	2/1/2016	3347636	Merrill yncCom E EM	IFERC	Tranco Zone 4	\$2,2100	
Financial	Financial Option	Put	2/1/2016	3347636	Merrill yncCom E EM	IFERC	Tranco Zone 4	\$2,2100	
Financial	Financial Option	Call	2/1/2016	3348334	Chigroup Energy E	NYMEX NG L1D	Henry Hub	\$2,1890	
Financial	Financial Option	Put	2/1/2016	3348334	Chigroup Energy E	NYMEX NG L1D	Henry Hub	\$2,1890	
Financial	Financial Option	Call	2/1/2016	3348334	BKMONTREAL	NYMEX NG L1D	Henry Hub	\$2,1890	
Financial	Financial Option	Put	2/1/2016	3348334	BKMONTREAL	NYMEX NG L1D	Henry Hub	\$2,1890	
Financial	Financial Option	Call	2/1/2016	3352226	Morgan Stanley E	NYMEX NG L1D	Henry Hub	\$2,1890	
Financial	Financial Option	Put	2/1/2016	3352226	Morgan Stanley E	NYMEX NG L1D	Henry Hub	\$2,1890	
Financial	Financial Option	Call	2/1/2016	3354168	Morgan Stanley E	NYMEX NG L1D	Henry Hub	\$2,1890	
Financial	Financial Option	Put	2/1/2016	3354168	Morgan Stanley E	NYMEX NG L1D	Henry Hub	\$2,1890	
Financial	Financial Swap		2/1/2016	3224929	Morgan Stanley E	IFERC	Columbia Gulf	\$2,1500	
Financial	Financial Swap		2/1/2016	3224929	Merrill yncCom E EM	IFERC	Columbia Gulf	\$2,1300	
Financial	Financial Swap		2/1/2016	3224929	Merrill yncCom E EM	IFERC	Columbia Gulf	\$2,1300	
Financial	Financial Swap		2/1/2016	3225039	Morgan Stanley E	IFERC	Columbia Gulf	\$2,1300	
Financial	Financial Swap		2/1/2016	3225040	JPMorganChase Bank E	IFERC	Columbia Gulf	\$2,1300	
Financial	Financial Swap		2/1/2016	3225041	Merrill yncCom E EM	IFERC	Columbia Gulf	\$2,1300	
Financial	Financial Swap		2/1/2016	3225042	Morgan Stanley E	IFERC	Columbia Gulf	\$2,1300	
Financial	Financial Swap		2/1/2016	3225043	Chigroup Energy E	IFERC	Columbia Gulf	\$2,1300	
Financial	Financial Swap		2/1/2016	3225043	Morgan Stanley E	IFERC	Columbia Gulf	\$2,1300	
Financial	Financial Swap		2/1/2016	3225047	JPMorganChase Bank E	IFERC	Columbia Gulf	\$2,1300	
Financial	Financial Swap		2/1/2016	3225056	JPMorganChase Bank E	IFERC	Columbia Gulf	\$2,1300	
Financial	Financial Swap		2/1/2016	3225060	Macquarie Bank Ltd	IFERC	Columbia Gulf	\$2,1300	
Financial	Financial Swap		2/1/2016	3225068	Chigroup Energy E	IFERC	Columbia Gulf	\$2,1300	
Financial	Financial Swap		2/1/2016	3225069	Chigroup Energy E	IFERC	Columbia Gulf	\$2,1300	
Financial	Financial Swap		2/1/2016	3225071	Morgan Stanley E	IFERC	Columbia Gulf	\$2,1300	
Financial	Financial Swap		2/1/2016	3225088	BKMONTREAL	IFERC	Columbia Gulf	\$2,1300	
Financial	Financial Swap		2/1/2016	3225107	JPMorganChase Bank E	IFERC	Columbia Gulf	\$2,1300	
Financial	Financial Swap		2/1/2016	3225120	Morgan Stanley E	IFERC	Columbia Gulf	\$2,1300	
Financial	Financial Swap		2/1/2016	3225202	BKMONTREAL	IFERC	Columbia Gulf	\$2,1300	
Financial	Financial Swap		2/1/2016	3225203	JPMorganChase Bank E	IFERC	Columbia Gulf	\$2,1300	
Financial	Financial Swap		2/1/2016	3225285	Macquarie Bank Ltd	IFERC	Columbia Gulf	\$2,1300	
Financial	Financial Swap		2/1/2016	3228328	JPMorganChase Bank E	IFERC	Columbia Gulf	\$2,1300	
Financial	Financial Swap		2/1/2016	3226334	JPMorganChase Bank E	IFERC	Columbia Gulf	\$2,1300	
Financial	Financial Swap		2/1/2016	3226373	BKMONTREAL	IFERC	Columbia Gulf	\$2,1300	
Financial	Financial Swap		2/1/2016	3226378	BKMONTREAL	IFERC	Columbia Gulf	\$2,1300	
Financial	Financial Swap		2/1/2016	3226447	JPMorganChase Bank E	IFERC	Tranco Zone 4	\$2,2100	
Financial	Financial Swap		2/1/2016	3226554	Macquarie Bank Ltd	IFERC	Tranco Zone 4	\$2,2100	
Financial	Financial Swap		2/1/2016	3226563	JPMorganChase Bank E	IFERC	Tranco Zone 4	\$2,2100	
Financial	Financial Swap		2/1/2016	3226568	Macquarie Bank Ltd	IFERC	Tranco Zone 4	\$2,2100	
Financial	Financial Swap		2/1/2016	3226569	Macquarie Bank Ltd	IFERC	Tranco Zone 4	\$2,2100	
Financial	Financial Swap		2/1/2016	3226754	Macquarie Bank Ltd	IFERC	Tranco Zone 4	\$2,2100	
Financial	Financial Swap		2/1/2016	3226790	Merrill yncCom E EM	IFERC	Tranco Zone 4	\$2,2100	
Financial	Financial Swap		2/1/2016	3226790	Macquarie Bank Ltd	IFERC	Tranco Zone 4	\$2,2100	
Financial	Financial Swap		2/1/2016	3226796	Merrill yncCom E EM	IFERC	Henry Hub	\$2,2100	
Financial	Financial Swap		2/1/2016	3226801	JPMorganChase Bank E	IFERC	Tranco Zone 4	\$2,1900	
Financial	Financial Swap		2/1/2016	3226803	Merrill yncCom E EM	IFERC	Tranco Zone 4	\$2,2100	
Financial	Financial Swap		2/1/2016	3238305	Chigroup Energy E	IFERC	Henry Hub	\$2,2100	
Financial	Financial Swap		2/1/2016	3240195	Chigroup Energy E	IFERC	Henry Hub	\$2,1900	
Financial	Financial Swap		2/1/2016	3243681	BKMONTREAL	IFERC	Henry Hub	\$2,1900	
Financial	Financial Swap		2/1/2016	3251815	JPMorganChase Bank E	IFERC	Tranco Zone 4	\$2,1900	
Financial	Financial Swap		2/1/2016	3257541	Chigroup Energy E	IFERC	Columbia Gulf	\$2,2100	
Financial	Financial Swap		2/1/2016	3269357	JPMorganChase Bank E	IFERC	Columbia Gulf	\$2,1300	
Financial	Financial Swap		2/1/2016	3266345	Merrill yncCom E EM	NYMEX NG L1D	Columbia Gulf	\$2,1300	
Financial	Financial Swap		2/1/2016	3294885	Chigroup Energy E	NYMEX NG L1D	Henry Hub	\$2,1890	
Financial	Financial Swap		2/1/2016	3297902	BNP Paribas E,EM	IFERC	Tranco Zone 4	\$2,1890	
Financial	Financial Swap		2/1/2016	3301240	BNP Paribas E,EM	IFERC	Tranco Zone 4	\$2,2100	
Financial	Financial Swap		2/1/2016	3308407	Scotia Bank	NYMEX NG L1D	Tranco Zone 4	\$2,2100	
Financial	Financial Swap		2/1/2016	3307908	BNP Paribas E,EM	NYMEX NG L1D	Henry Hub	\$2,1890	
Financial	Financial Swap		2/1/2016	3310403	JPMorganChase Bank E	IFERC	Henry Hub	\$2,1890	
Financial	Financial Swap		2/1/2016	3310403	JPMorganChase Bank E	IFERC	Tranco Zone 4	\$2,2100	

Handwritten initials/signature

2 p. 31

Financial	Financial Swap	2/1/2018	3312108	JPMorganChase Bank E	IFERC	Transco Zone 4		\$2,2100		
Financial	Financial Swap	2/1/2018	3317825	JPMorganChase Bank E	IFERC	Transco Zone 4		\$2,2100		
Financial	Financial Swap	2/1/2018	3321458	BNP Paribas E,EM	NYMEX NG L1D	Henry Hub		\$2,1890		
Financial	Financial Swap	2/1/2018	3322458	Merrill ynchCom E EM	NYMEX NG L1D	Henry Hub		\$2,1590		
Financial	Financial Swap	2/1/2018	3323024	Macquarie Bank Ltd	IFERC	Transco Zone 4		\$2,2100		
Financial	Financial Swap	2/1/2018	3324154	Morgan Stanley E	IFERC	Transco Zone 4		\$2,2100		
Financial	Financial Swap	2/1/2018	3336748	Merrill ynchCom E EM	IFERC	Columbia Gas		\$2,1300		
Financial	Financial Swap	2/1/2018	3356603	BK MONTREAL	IFERC	Transco Zone 4		\$2,2100		
Financial	Financial Swap	2/1/2018	3384485	Scotia Bank	NYMEX NG L1D	Henry Hub		\$2,1890		
Financial	Financial Swap	2/1/2018	3370885	Scotia Bank	NYMEX NG L1D	Henry Hub		\$2,1890		
Financial	Financial Swap	2/1/2018	3378773	Merrill ynchCom E EM	IFERC	Transco Zone 4		\$2,2100		
		2/1/2018 Total							18,302,300	

Handwritten initials/signature

Handwritten: 2 p. 32

Financial	Financial Option	Call	3/1/2018	3326129	BKMONTREAL	NYMEX NG L1D	Henry Hub		
Financial	Financial Option	Put	3/1/2018	3326129	BKMONTREAL	NYMEX NG L1D	Henry Hub	\$1,7110	
Financial	Financial Option	Call	3/1/2018	3331417	Morgan Stanley E	NYMEX NG L1D	Henry Hub	\$1,7110	
Financial	Financial Option	Put	3/1/2018	3331417	Morgan Stanley E	NYMEX NG L1D	Henry Hub	\$1,7110	
Financial	Financial Option	Call	3/1/2018	3339455	Morgan Stanley E	IFERC	Henry Hub	\$1,7000	
Financial	Financial Option	Put	3/1/2018	3339455	Morgan Stanley E	IFERC	Henry Hub	\$1,7000	
Financial	Financial Option	Call	3/1/2018	3344786	Merrill LynchCom E EM	IFERC	Transco Zone 4	\$1,8900	
Financial	Financial Option	Put	3/1/2018	3344786	Merrill LynchCom E EM	IFERC	Transco Zone 4	\$1,8900	
Financial	Financial Option	Call	3/1/2018	3347838	Citigroup Energy E	NYMEX NG L1D	Henry Hub	\$1,7110	
Financial	Financial Option	Put	3/1/2018	3347838	Citigroup Energy E	NYMEX NG L1D	Henry Hub	\$1,7110	
Financial	Financial Option	Call	3/1/2018	3348334	BKMONTREAL	NYMEX NG L1D	Henry Hub	\$1,7110	
Financial	Financial Option	Put	3/1/2018	3348334	BKMONTREAL	NYMEX NG L1D	Henry Hub	\$1,7110	
Financial	Financial Option	Call	3/1/2018	3352220	Morgan Stanley E	NYMEX NG L1D	Henry Hub	\$1,7110	
Financial	Financial Option	Put	3/1/2018	3352220	Morgan Stanley E	NYMEX NG L1D	Henry Hub	\$1,7110	
Financial	Financial Option	Call	3/1/2018	3354186	Scotia Bank	NYMEX NG L1D	Henry Hub	\$1,7110	
Financial	Financial Option	Put	3/1/2018	3354186	Scotia Bank	NYMEX NG L1D	Henry Hub	\$1,7110	
Financial	Financial Swap		3/1/2018	3224928	Morgan Stanley E	IFERC	Columbia Gulf	\$1,8300	
Financial	Financial Swap		3/1/2018	3224928	Merrill LynchCom E EM	IFERC	Columbia Gulf	\$1,8300	
Financial	Financial Swap		3/1/2018	3224929	Merrill LynchCom E EM	IFERC	Columbia Gulf	\$1,8300	
Financial	Financial Swap		3/1/2018	3225039	Morgan Stanley E	IFERC	Columbia Gulf	\$1,8300	
Financial	Financial Swap		3/1/2018	3225040	JPMorganChase Bank E	IFERC	Columbia Gulf	\$1,8300	
Financial	Financial Swap		3/1/2018	3225041	Merrill LynchCom E EM	IFERC	Columbia Gulf	\$1,8300	
Financial	Financial Swap		3/1/2018	3225042	Morgan Stanley E	IFERC	Columbia Gulf	\$1,8300	
Financial	Financial Swap		3/1/2018	3225043	Citigroup Energy E	IFERC	Columbia Gulf	\$1,8300	
Financial	Financial Swap		3/1/2018	3225048	Morgan Stanley E	IFERC	Columbia Gulf	\$1,8300	
Financial	Financial Swap		3/1/2018	3225047	JPMorganChase Bank E	IFERC	Columbia Gulf	\$1,8300	
Financial	Financial Swap		3/1/2018	3225058	JPMorganChase Bank E	IFERC	Columbia Gulf	\$1,8300	
Financial	Financial Swap		3/1/2018	3225060	Macquarie Bank Ltd	IFERC	Columbia Gulf	\$1,8300	
Financial	Financial Swap		3/1/2018	3225068	Citigroup Energy E	IFERC	Columbia Gulf	\$1,8300	
Financial	Financial Swap		3/1/2018	3225069	Citigroup Energy E	IFERC	Columbia Gulf	\$1,8300	
Financial	Financial Swap		3/1/2018	3225071	Morgan Stanley E	IFERC	Columbia Gulf	\$1,8300	
Financial	Financial Swap		3/1/2018	3225088	BKMONTREAL	IFERC	Columbia Gulf	\$1,8300	
Financial	Financial Swap		3/1/2018	3225197	JPMorganChase Bank E	IFERC	Columbia Gulf	\$1,8300	
Financial	Financial Swap		3/1/2018	3225120	Morgan Stanley E	IFERC	Columbia Gulf	\$1,8300	
Financial	Financial Swap		3/1/2018	3225202	BKMONTREAL	IFERC	Columbia Gulf	\$1,8300	
Financial	Financial Swap		3/1/2018	3225203	JPMorganChase Bank E	IFERC	Columbia Gulf	\$1,8300	
Financial	Financial Swap		3/1/2018	3225285	Macquarie Bank Ltd	IFERC	Columbia Gulf	\$1,8300	
Financial	Financial Swap		3/1/2018	3226328	JPMorganChase Bank E	IFERC	Columbia Gulf	\$1,8300	
Financial	Financial Swap		3/1/2018	3226334	JPMorganChase Bank E	IFERC	Columbia Gulf	\$1,8300	
Financial	Financial Swap		3/1/2018	3226373	BKMONTREAL	IFERC	Columbia Gulf	\$1,8300	
Financial	Financial Swap		3/1/2018	3226378	BKMONTREAL	IFERC	Transco Zone 4	\$1,8900	
Financial	Financial Swap		3/1/2018	3226447	JPMorganChase Bank E	IFERC	Transco Zone 4	\$1,8900	
Financial	Financial Swap		3/1/2018	3226554	Macquarie Bank Ltd	IFERC	Transco Zone 4	\$1,8900	
Financial	Financial Swap		3/1/2018	3226563	JPMorganChase Bank E	IFERC	Transco Zone 4	\$1,8900	
Financial	Financial Swap		3/1/2018	3226566	Macquarie Bank Ltd	IFERC	Transco Zone 4	\$1,8900	
Financial	Financial Swap		3/1/2018	3226569	Macquarie Bank Ltd	IFERC	Transco Zone 4	\$1,8900	
Financial	Financial Swap		3/1/2018	3226754	Merrill LynchCom E EM	IFERC	Transco Zone 4	\$1,8900	
Financial	Financial Swap		3/1/2018	3226790	Macquarie Bank Ltd	IFERC	Transco Zone 4	\$1,8900	
Financial	Financial Swap		3/1/2018	3226796	Merrill LynchCom E EM	IFERC	Henry Hub	\$1,7000	
Financial	Financial Swap		3/1/2018	3226801	JPMorganChase Bank E	IFERC	Transco Zone 4	\$1,6900	
Financial	Financial Swap		3/1/2018	3226803	Merrill LynchCom E EM	IFERC	Transco Zone 4	\$1,6900	
Financial	Financial Swap		3/1/2018	3236385	Citigroup Energy E	IFERC	Henry Hub	\$1,7000	
Financial	Financial Swap		3/1/2018	3240185	BKMONTREAL	IFERC	Henry Hub	\$1,7000	
Financial	Financial Swap		3/1/2018	3243801	BKMONTREAL	IFERC	Henry Hub	\$1,7000	
Financial	Financial Swap		3/1/2018	3251815	JPMorganChase Bank E	IFERC	Transco Zone 4	\$1,6900	
Financial	Financial Swap		3/1/2018	3257641	Citigroup Energy E	IFERC	Columbia Gulf	\$1,8300	
Financial	Financial Swap		3/1/2018	3259357	JPMorganChase Bank E	IFERC	Columbia Gulf	\$1,8300	
Financial	Financial Swap		3/1/2018	3288345	Merrill LynchCom E EM	NYMEX NG L1D	Henry Hub	\$1,7110	
Financial	Financial Swap		3/1/2018	3294865	Citigroup Energy E	NYMEX NG L1D	Henry Hub	\$1,7110	
Financial	Financial Swap		3/1/2018	3297902	BNP Paribas E EM	IFERC	Transco Zone 4	\$1,8900	
Financial	Financial Swap		3/1/2018	3301240	BNP Paribas E EM	IFERC	Transco Zone 4	\$1,8900	
Financial	Financial Swap		3/1/2018	3306467	Scotia Bank	NYMEX NG L1D	Henry Hub	\$1,7110	
Financial	Financial Swap		3/1/2018	3307908	BNP Paribas E EM	NYMEX NG L1D	Henry Hub	\$1,7110	
Financial	Financial Swap		3/1/2018	3319403	JPMorganChase Bank E	IFERC	Transco Zone 4	\$1,8900	

Financial	Financial Swap	3/1/2016	3312109	JPMorganChase Bank E	IFERC	Transco Zone 4				
Financial	Financial Swap	3/1/2016	3317825	JPMorganChase Bank E	IFERC	Transco Zone 4	\$1.6900			
Financial	Financial Swap	3/1/2016	3321456	BNP Paribas E EM	NYMEX NG LTD	Henry Hub	\$1.6900			
Financial	Financial Swap	3/1/2016	3322458	MerrillynchCom E EM	NYMEX NG LTD	Henry Hub	\$1.7110			
Financial	Financial Swap	3/1/2016	3323024	Macquarie Bank Ltd	IFERC	Transco Zone 4	\$1.6900			
Financial	Financial Swap	3/1/2016	3324184	Morgan Stanley E	IFERC	Transco Zone 4	\$1.6900			
Financial	Financial Swap	3/1/2016	3330749	MerrillynchCom E EM	IFERC	Columbia Gulf	\$1.6300			
Financial	Financial Swap	3/1/2016	3366603	BK MONTREAL	IFERC	Transco Zone 4	\$1.6900			
Financial	Financial Swap	3/1/2016	3370773	MerrillynchCom E EM	IFERC	Transco Zone 4	\$1.6900			
		3/1/2016 Total							18,650,300	

2 p. 33

2 p. 35

Financial	Financial Swap	4/1/2016	3226562	Merrill LynchCom E EM	IFERC	Columbia Gulf	\$1.8300
Financial	Financial Swap	4/1/2016	3226564	Macquarie Bank Ltd	IFERC	Columbia Gulf	\$1.8300
Financial	Financial Swap	4/1/2016	3226563	Macquarie Bank Ltd	IFERC	Henry Hub	\$1.9000
Financial	Financial Swap	4/1/2016	3226560	BKMONTREAL	IFERC	Henry Hub	\$1.9000
Financial	Financial Swap	4/1/2016	3226746	BKMONTREAL	IFERC	Henry Hub	\$1.9000
Financial	Financial Swap	4/1/2016	3226752	BKMONTREAL	IFERC	Henry Hub	\$1.9000
Financial	Financial Swap	4/1/2016	3226757	JPMorganChase Bank E	IFERC	Henry Hub	\$1.9000
Financial	Financial Swap	4/1/2016	3226844	Merrill LynchCom E EM	IFERC	Transco Zone 4	\$1.8700
Financial	Financial Swap	4/1/2016	3245524	JPMorganChase Bank E	IFERC	Transco Zone 4	\$1.8700
Financial	Financial Swap	4/1/2016	3267252	CGIgroup Energy E	IFERC	Columbia Gulf	\$1.8300
Financial	Financial Swap	4/1/2016	3275165	Merrill LynchCom E EM	IFERC	Columbia Gulf	\$1.8300
Financial	Financial Swap	4/1/2016	3283780	Merrill LynchCom E EM	IFERC	Columbia Gulf	\$1.8300
Financial	Financial Swap	4/1/2016	3286346	Macquarie Bank Ltd	IFERC	Columbia Gulf	\$1.8300
Financial	Financial Swap	4/1/2016	3296141	Macquarie Bank Ltd	IFERC	Transco Zone 4	\$1.8700
Financial	Financial Swap	4/1/2016	3317627	Macquarie Bank Ltd	IFERC	Transco Zone 4	\$1.8700
Financial	Financial Swap	4/1/2016	3329025	CGIgroup Energy E	IFERC	Transco Zone 4	\$1.8700
Financial	Financial Swap	4/1/2016	3329158	Morgan Stanley E	IFERC	Transco Zone 4	\$1.8700
Financial	Financial Swap	4/1/2016	3333884	JPMorganChase Bank E	IFERC	Transco Zone 4	\$1.8700
Financial	Financial Swap	4/1/2016	3340042	BNP Paribas E,EM	IFERC	Transco Zone 4	\$1.8700
Financial	Financial Swap	4/1/2016	3340909	Merrill LynchCom E EM	IFERC	Transco Zone 4	\$1.8700
Financial	Financial Swap	4/1/2016	3345088	Macquarie Bank Ltd	IFERC	Transco Zone 4	\$1.8700
Financial	Financial Swap	4/1/2016	3348333	BKMONTREAL	IFERC	Transco Zone 4	\$1.8700
Financial	Financial Swap	4/1/2016	3348188	BNP Paribas E,EM	IFERC	Transco Zone 4	\$1.8700
Financial	Financial Swap	4/1/2016	3352469	Macquarie Bank Ltd	IFERC	Transco Zone 4	\$1.8700
Financial	Financial Swap	4/1/2016	3353288	Scotia Bank	IFERC	Transco Zone 4	\$1.8700
Financial	Financial Swap	4/1/2016	3353713	BKMONTREAL	IFERC	Transco Zone 4	\$1.8700
Financial	Financial Swap	4/1/2016	3356604	BNP Paribas E,EM	IFERC	Transco Zone 4	\$1.8700
Financial	Financial Swap	4/1/2016	3356822	Merrill LynchCom E EM	IFERC	Transco Zone 4	\$1.8700
Financial	Financial Swap	4/1/2016	3358458	BKMONTREAL	IFERC	Transco Zone 4	\$1.8700
Financial	Financial Swap	4/1/2016	3365343	BNP Paribas E,EM	IFERC	Columbia Gulf	\$1.8300
Financial	Financial Swap	4/1/2016	3365804	Macquarie Bank Ltd	IFERC	Columbia Gulf	\$1.8300
4/1/2016 Total							16,904,400

RJB

2 p. 38

Financial	Financial Option	Call	8/1/2018	3227413	Citigroup Energy E	NYMEX NG L1D	Henry Hub		
Financial	Financial Option	Put	8/1/2018	3227413	Citigroup Energy E	NYMEX NG L1D	Henry Hub	\$1,9830	
Financial	Financial Option	Call	8/1/2018	3227513	Citigroup Energy E	NYMEX NG L1D	Henry Hub	\$1,9830	
Financial	Financial Option	Put	8/1/2018	3227513	Citigroup Energy E	NYMEX NG L1D	Henry Hub	\$1,9830	
Financial	Financial Option	Call	8/1/2018	3227514	BK MONTREAL	NYMEX NG L1D	Henry Hub	\$1,9830	
Financial	Financial Option	Put	8/1/2018	3227514	BK MONTREAL	NYMEX NG L1D	Henry Hub	\$1,9830	
Financial	Financial Option	Call	8/1/2018	3227515	JPMorganChase Bank E	IFERC	Trancco Zone 4	\$1,8200	
Financial	Financial Option	Put	8/1/2018	3227515	JPMorganChase Bank E	IFERC	Trancco Zone 4	\$1,8200	
Financial	Financial Option	Call	8/1/2018	3227516	Merrill LynchCom E EM	IFERC	Trancco Zone 4	\$1,8200	
Financial	Financial Option	Put	8/1/2018	3227516	Merrill LynchCom E EM	IFERC	Trancco Zone 4	\$1,8200	
Financial	Financial Option	Call	8/1/2018	3227517	BK MONTREAL	IFERC	Henry Hub	\$1,9200	
Financial	Financial Option	Put	8/1/2018	3227517	BK MONTREAL	IFERC	Henry Hub	\$1,9200	
Financial	Financial Option	Call	8/1/2018	3227520	Merrill LynchCom E EM	IFERC	Henry Hub	\$1,9800	
Financial	Financial Option	Put	8/1/2018	3227520	Merrill LynchCom E EM	IFERC	Henry Hub	\$1,9800	
Financial	Financial Option	Call	8/1/2018	3227522	BK MONTREAL	IFERC	Henry Hub	\$1,9800	
Financial	Financial Option	Put	8/1/2018	3227522	BK MONTREAL	IFERC	Henry Hub	\$1,9800	
Financial	Financial Option	Call	8/1/2018	3238264	BK MONTREAL	IFERC	Henry Hub	\$1,9800	
Financial	Financial Option	Put	8/1/2018	3238264	BK MONTREAL	IFERC	Henry Hub	\$1,9800	
Financial	Financial Option	Call	8/1/2018	3248478	Macquarie Bank Ltd	NYMEX NG L1D	Henry Hub	\$1,9800	
Financial	Financial Option	Put	8/1/2018	3248478	Macquarie Bank Ltd	NYMEX NG L1D	Henry Hub	\$1,9800	
Financial	Financial Option	Call	8/1/2018	3252181	Citigroup Energy E	NYMEX NG L1D	Henry Hub	\$1,9830	
Financial	Financial Option	Put	8/1/2018	3252181	Citigroup Energy E	NYMEX NG L1D	Henry Hub	\$1,9830	
Financial	Financial Option	Call	8/1/2018	3265423	Merrill LynchCom E EM	IFERC	Henry Hub	\$1,9800	
Financial	Financial Option	Put	8/1/2018	3265423	Merrill LynchCom E EM	IFERC	Henry Hub	\$1,9800	
Financial	Financial Option	Call	8/1/2018	3277474	Merrill LynchCom E EM	NYMEX NG L1D	Henry Hub	\$1,9830	
Financial	Financial Option	Put	8/1/2018	3277474	Merrill LynchCom E EM	NYMEX NG L1D	Henry Hub	\$1,9830	
Financial	Financial Option	Call	8/1/2018	3279678	Citigroup Energy E	IFERC	Henry Hub	\$1,9800	
Financial	Financial Option	Put	8/1/2018	3279678	Citigroup Energy E	IFERC	Henry Hub	\$1,9800	
Financial	Financial Option	Call	8/1/2018	3292220	Merrill LynchCom E EM	IFERC	Henry Hub	\$1,9800	
Financial	Financial Option	Put	8/1/2018	3292220	Merrill LynchCom E EM	IFERC	Henry Hub	\$1,9800	
Financial	Financial Option	Call	8/1/2018	3301242	Citigroup Energy E	NYMEX NG L1D	Henry Hub	\$1,9830	
Financial	Financial Option	Put	8/1/2018	3301242	Citigroup Energy E	NYMEX NG L1D	Henry Hub	\$1,9830	
Financial	Financial Option	Call	8/1/2018	3304155	JPMorganChase Bank E	NYMEX NG L1D	Henry Hub	\$1,9830	
Financial	Financial Option	Put	8/1/2018	3304155	JPMorganChase Bank E	NYMEX NG L1D	Henry Hub	\$1,9830	
Financial	Financial Option	Call	8/1/2018	3310402	Morgan Stanley E	NYMEX NG L1D	Henry Hub	\$1,9830	
Financial	Financial Option	Put	8/1/2018	3310402	Morgan Stanley E	NYMEX NG L1D	Henry Hub	\$1,9830	
Financial	Financial Option	Call	8/1/2018	3321832	Macquarie Bank Ltd	NYMEX NG L1D	Henry Hub	\$1,9830	
Financial	Financial Option	Put	8/1/2018	3321832	Macquarie Bank Ltd	NYMEX NG L1D	Henry Hub	\$1,9830	
Financial	Financial Option	Call	8/1/2018	3325582	Macquarie Bank Ltd	NYMEX NG L1D	Henry Hub	\$1,9830	
Financial	Financial Option	Put	8/1/2018	3325582	Macquarie Bank Ltd	NYMEX NG L1D	Henry Hub	\$1,9830	
Financial	Financial Option	Call	8/1/2018	3331417	Morgan Stanley E	NYMEX NG L1D	Henry Hub	\$1,9830	
Financial	Financial Option	Put	8/1/2018	3331417	Morgan Stanley E	NYMEX NG L1D	Henry Hub	\$1,9830	
Financial	Financial Option	Call	8/1/2018	3339455	Morgan Stanley E	IFERC	Henry Hub	\$1,8600	
Financial	Financial Option	Put	8/1/2018	3339455	Morgan Stanley E	IFERC	Henry Hub	\$1,8600	
Financial	Financial Option	Call	8/1/2018	3344766	Merrill LynchCom E EM	IFERC	Trancco Zone 4	\$1,8200	
Financial	Financial Option	Put	8/1/2018	3344766	Merrill LynchCom E EM	IFERC	Trancco Zone 4	\$1,8200	
Financial	Financial Option	Call	8/1/2018	3370774	BNP Paribas E EM	NYMEX NG L1D	Henry Hub	\$1,9830	
Financial	Financial Option	Put	8/1/2018	3370774	BNP Paribas E EM	NYMEX NG L1D	Henry Hub	\$1,9830	
Financial	Financial Option	Call	8/1/2018	3380348	Scotia Bank	NYMEX NG L1D	Henry Hub	\$1,9830	
Financial	Financial Option	Put	8/1/2018	3380348	Scotia Bank	NYMEX NG L1D	Henry Hub	\$1,9830	
Financial	Financial Option	Call	8/1/2018	3390265	Morgan Stanley E	NYMEX NG L1D	Henry Hub	\$1,9830	
Financial	Financial Option	Put	8/1/2018	3390265	Morgan Stanley E	NYMEX NG L1D	Henry Hub	\$1,9830	
Financial	Financial Swap		8/1/2018	3225209	Morgan Stanley E	IFERC	Columbia Gulf	\$1,8800	
Financial	Financial Swap		8/1/2018	3225282	BK MONTREAL	IFERC	Columbia Gulf	\$1,8800	
Financial	Financial Swap		8/1/2018	3225287	JPMorganChase Bank E	IFERC	Columbia Gulf	\$1,8800	
Financial	Financial Swap		8/1/2018	3225288	Merrill LynchCom E EM	IFERC	Columbia Gulf	\$1,8800	
Financial	Financial Swap		8/1/2018	3225299	Merrill LynchCom E EM	IFERC	Columbia Gulf	\$1,8800	
Financial	Financial Swap		8/1/2018	3225290	Macquarie Bank Ltd	IFERC	Columbia Gulf	\$1,8800	
Financial	Financial Swap		8/1/2018	3225291	BK MONTREAL	IFERC	Columbia Gulf	\$1,8800	
Financial	Financial Swap		8/1/2018	3225858	Macquarie Bank Ltd	IFERC	Trancco Zone 4	\$1,8200	
Financial	Financial Swap		8/1/2018	3225859	Citigroup Energy E	IFERC	Trancco Zone 4	\$1,8200	
Financial	Financial Swap		8/1/2018	3225864	JPMorganChase Bank E	IFERC	Trancco Zone 4	\$1,8200	
Financial	Financial Swap		8/1/2018	3225874	Macquarie Bank Ltd	IFERC	Trancco Zone 4	\$1,8200	
Financial	Financial Swap		8/1/2018	3226122	JPMorganChase Bank E	IFERC	Trancco Zone 4	\$1,8200	

7

DEF Coal Transportation Hedging Status - Barge
CONFIDENTIAL


2 p.43


Physical/Financial	Instrument	Month	Trade Number	Counterparty	Market	Location	Volume (Gallons)	Fixed Price (\$/Gallon)	Market Settlement (\$/Gallon)	Estimated Savings/(Cost) on Hedge	Estimated Exposure (Gallons)	Total % Estimated Hedged Exposure
Financial	Financial Swap	1/1/2016	3370646	BKMONTREAL	Gulfcoast Pipe ULSD	Gulf Coast Pipeline						
Financial	Financial Swap	1/1/2016	3370647	BKMONTREAL	Gulfcoast Pipe ULSD	Gulf Coast Pipeline			\$0.9561			
Financial	Financial Swap	1/1/2016	3370674	JPMorganChase Bank E	Gulfcoast Pipe ULSD	Gulf Coast Pipeline			\$0.9561			
Financial	Financial Swap	1/1/2016	3370778	BKMONTREAL	Gulfcoast Pipe ULSD	Gulf Coast Pipeline			\$0.9561			
Financial	Financial Swap	1/1/2016	3371053	JPMorganChase Bank E	Gulfcoast Pipe ULSD	Gulf Coast Pipeline			\$0.9561			
		1/1/2016 Total										
											768,155	
Financial	Financial Swap	2/1/2016	3370646	BKMONTREAL	Gulfcoast Pipe ULSD	Gulf Coast Pipeline						
Financial	Financial Swap	2/1/2016	3370647	BKMONTREAL	Gulfcoast Pipe ULSD	Gulf Coast Pipeline			\$0.9958			
Financial	Financial Swap	2/1/2016	3370674	JPMorganChase Bank E	Gulfcoast Pipe ULSD	Gulf Coast Pipeline			\$0.9958			
Financial	Financial Swap	2/1/2016	3370778	BKMONTREAL	Gulfcoast Pipe ULSD	Gulf Coast Pipeline			\$0.9958			
Financial	Financial Swap	2/1/2016	3371053	JPMorganChase Bank E	Gulfcoast Pipe ULSD	Gulf Coast Pipeline			\$0.9958			
		2/1/2016 Total										
											758,592	
Financial	Financial Swap	3/1/2016	3370646	BKMONTREAL	Gulfcoast Pipe ULSD	Gulf Coast Pipeline						
Financial	Financial Swap	3/1/2016	3370647	BKMONTREAL	Gulfcoast Pipe ULSD	Gulf Coast Pipeline			\$1.1291			
Financial	Financial Swap	3/1/2016	3370674	JPMorganChase Bank E	Gulfcoast Pipe ULSD	Gulf Coast Pipeline			\$1.1291			
Financial	Financial Swap	3/1/2016	3370778	BKMONTREAL	Gulfcoast Pipe ULSD	Gulf Coast Pipeline			\$1.1291			
Financial	Financial Swap	3/1/2016	3371053	JPMorganChase Bank E	Gulfcoast Pipe ULSD	Gulf Coast Pipeline			\$1.1291			
		3/1/2016 Total										
											792,321	
Financial	Financial Swap	4/1/2016	3374757	JPMorganChase Bank E	Gulfcoast Pipe ULSD	Gulf Coast Pipeline						
Financial	Financial Swap	4/1/2016	3380940	Merrill LynchCom E EM	Gulfcoast Pipe ULSD	Gulf Coast Pipeline			\$1.2006			
Financial	Financial Swap	4/1/2016	3384449	BKMONTREAL	Gulfcoast Pipe ULSD	Gulf Coast Pipeline			\$1.2006			
Financial	Financial Swap	4/1/2016	3386308	Merrill LynchCom E EM	Gulfcoast Pipe ULSD	Gulf Coast Pipeline			\$1.2006			
Financial	Financial Swap	4/1/2016	3386741	Merrill LynchCom E EM	Gulfcoast Pipe ULSD	Gulf Coast Pipeline			\$1.2006			
Financial	Financial Swap	4/1/2016	3387221	Merrill LynchCom E EM	Gulfcoast Pipe ULSD	Gulf Coast Pipeline			\$1.2006			
Financial	Financial Swap	4/1/2016	3387222	BKMONTREAL	Gulfcoast Pipe ULSD	Gulf Coast Pipeline			\$1.2006			
Financial	Financial Swap	4/1/2016	3388336	Merrill LynchCom E EM	Gulfcoast Pipe ULSD	Gulf Coast Pipeline			\$1.2006			
		4/1/2016 Total										
											854,056	
Financial	Financial Swap	5/1/2016	3374757	JPMorganChase Bank E	Gulfcoast Pipe ULSD	Gulf Coast Pipeline						
Financial	Financial Swap	5/1/2016	3380940	Merrill LynchCom E EM	Gulfcoast Pipe ULSD	Gulf Coast Pipeline			\$1.3754			
Financial	Financial Swap	5/1/2016	3384449	BKMONTREAL	Gulfcoast Pipe ULSD	Gulf Coast Pipeline			\$1.3754			
Financial	Financial Swap	5/1/2016	3386308	Merrill LynchCom E EM	Gulfcoast Pipe ULSD	Gulf Coast Pipeline			\$1.3754			
Financial	Financial Swap	5/1/2016	3386741	Merrill LynchCom E EM	Gulfcoast Pipe ULSD	Gulf Coast Pipeline			\$1.3754			
Financial	Financial Swap	5/1/2016	3387221	Merrill LynchCom E EM	Gulfcoast Pipe ULSD	Gulf Coast Pipeline			\$1.3754			
Financial	Financial Swap	5/1/2016	3387222	BKMONTREAL	Gulfcoast Pipe ULSD	Gulf Coast Pipeline			\$1.3754			
Financial	Financial Swap	5/1/2016	3388336	Merrill LynchCom E EM	Gulfcoast Pipe ULSD	Gulf Coast Pipeline			\$1.3754			
		5/1/2016 Total										
											779,486	
Financial	Financial Swap	6/1/2016	3374757	JPMorganChase Bank E	Gulfcoast Pipe ULSD	Gulf Coast Pipeline						
Financial	Financial Swap	6/1/2016	3380940	Merrill LynchCom E EM	Gulfcoast Pipe ULSD	Gulf Coast Pipeline			\$1.4585			
Financial	Financial Swap	6/1/2016	3384449	BKMONTREAL	Gulfcoast Pipe ULSD	Gulf Coast Pipeline			\$1.4585			
Financial	Financial Swap	6/1/2016	3386308	Merrill LynchCom E EM	Gulfcoast Pipe ULSD	Gulf Coast Pipeline			\$1.4585			
Financial	Financial Swap	6/1/2016	3386741	Merrill LynchCom E EM	Gulfcoast Pipe ULSD	Gulf Coast Pipeline			\$1.4585			
Financial	Financial Swap	6/1/2016	3387221	Merrill LynchCom E EM	Gulfcoast Pipe ULSD	Gulf Coast Pipeline			\$1.4585			
Financial	Financial Swap	6/1/2016	3387222	BKMONTREAL	Gulfcoast Pipe ULSD	Gulf Coast Pipeline			\$1.4585			
		6/1/2016 Total										
											461,517	
Financial	Financial Swap	7/1/2016	3375682	BKMONTREAL	Gulfcoast Pipe ULSD	Gulf Coast Pipeline						
Financial	Financial Swap	7/1/2016	3380940	Merrill LynchCom E EM	Gulfcoast Pipe ULSD	Gulf Coast Pipeline			\$1.3347			
Financial	Financial Swap	7/1/2016	3384449	BKMONTREAL	Gulfcoast Pipe ULSD	Gulf Coast Pipeline			\$1.3347			
Financial	Financial Swap	7/1/2016	3386308	Merrill LynchCom E EM	Gulfcoast Pipe ULSD	Gulf Coast Pipeline			\$1.3347			
Financial	Financial Swap	7/1/2016	3386741	Merrill LynchCom E EM	Gulfcoast Pipe ULSD	Gulf Coast Pipeline			\$1.3347			
Financial	Financial Swap	7/1/2016	3387221	Merrill LynchCom E EM	Gulfcoast Pipe ULSD	Gulf Coast Pipeline			\$1.3347			
Financial	Financial Swap	7/1/2016	3387222	BKMONTREAL	Gulfcoast Pipe ULSD	Gulf Coast Pipeline			\$1.3347			
		7/1/2016 Total										
											354,594	

250

Work Paper 30

Work Paper 30





30-1

00

UN

Duke Energy Florida, LLC
Risk Management Plan for
Fuel Procurement and Wholesale Power Purchases
For 2017

Duke Energy Florida, LLC (DEF) is submitting its 2017 Risk Management Plan (Plan) for review by the Florida Public Service Commission (FPSC). The Plan includes the required items as outlined in Attachment A of Order No. PSC-02-1484-FOF-EI and specifically items 1 through 9, and items 13 through 15 as set forth in Exhibit TFB-4 to the prefiled testimony of Todd F. Bohrmann in Docket No. 011605-EI and further clarified in Order No. PSC-08-0667-PAA-EI of Docket No. 080001-EI.

Several groups play key roles in the management, monitoring, and execution of the activities outlined in DEF's Plan. These groups include Fuels and System Optimization (FSO), Global Risk Management (GRM), which includes Enterprise and Regulated Risk Management, Regulated Accounting, Internal Audit, Legal, and Information Technology. The activities supported by these groups include procuring competitively priced fuel, performing active asset optimization and portfolio management, executing DEF's approved hedging strategy, monitoring and reporting against established oversight limits for credit and margin limits, performing credit evaluations and monitoring credit and default exposure, performing deal validation, volume actualization, preparing and reviewing transactions and contracts, preparing journal entries to account for fuel and power related activities, performing billing and payments under the various fuel and purchased power contracts, performing audits, and maintaining and supporting needed systems to capture, track, and account for these activities.

Based on the Summer 2016 Fuels and Operations Forecast (FOF), DEF's estimated fuel consumption and economy power transactions projections for 2017 are as follows:

Coal

Based on current projections, DEF forecasts to burn approximately [REDACTED] 30 tons of coal in 2017. DEF's forecasted coal requirements for 2017 will primarily be purchased under term coal supply agreements. Currently the coal supply will be delivered to DEF's plants via barge and rail transportation agreements as needed. Spot purchases will be made as needed to supplement the term purchases.

Light Oil

Based on current projections, DEF forecasts to burn approximately [REDACTED] 30 [REDACTED] barrels of light oil in 2017. DEF's forecasted light fuel oil requirements for 2017 are expected to be purchased primarily under term supply



6

LN

agreements with volume flexibility at indexed market prices. Spot market purchases will be made as needed to supplement term purchases.

Natural Gas

Based on current projections, DEF forecasts to burn approximately [REDACTED] of natural gas in 2017, comprised of approximately [REDACTED] at DEF's generating plants and [REDACTED] at gas-tolling purchased power facilities where DEF has the responsibility to provide the natural gas. DEF's forecasted natural gas requirements for 2017 are expected to be purchased primarily under term supply agreements based on market index pricing, with supplemental seasonal, monthly and daily purchases of natural gas being made as needed. 30

Economy Power Purchases and Sales

Based on current projections, DEF forecasts to purchase approximately [REDACTED] of economy power and sell approximately [REDACTED] of economy power in 2017. DEF actively seeks to purchase and sell economy power as opportunities arise based on market prices, dispatch costs, and available transmission capacity. 30

Item 1. Identify the company's overall quantitative and qualitative Risk Management Plan Objectives.

DEF's identified Plan Objectives are to effectively manage its overall fuel and purchased power costs for its customers by engaging in competitive fuel procurement practices and activities, performing active asset optimization and portfolio management activities, and continuing to execute the Company's hedging program to reduce price risk and volatility, and provide greater fuel cost certainty for DEF's customers. These items are discussed further in Item 8.

Item 2. Identify the minimum quantity of fuel to be hedged and the activities to be executed for the balance of 2016 and 2017.

DEF utilizes a phased hedging program where financial hedge transactions are executed over time with the objectives of reducing price risk and volatility and providing greater fuel cost certainty for DEF's customers. The financial hedging program outlined in this Plan includes executing approved financial agreements over time for natural gas exposures. Natural gas hedging activity represents the largest component of DEF's hedging program as natural gas represents the largest fuel cost component of DEF's overall generation fuel costs.

30-3

The volumes hedged over time for natural gas represent a portion of DEF's forecasted burns with higher hedging target ranges in the near term and lower hedging target ranges in the outer period. The hedge percentage target ranges outlined provide a framework for consistently executing the layered hedging strategy over time. DEF currently uses two types of financial transactions to hedge which are swaps and costless collars. DEF cannot predict future prices and DEF's hedging program does not involve speculation or trying to "out-guess" the market. All hedges are executed at the prevailing market price for any given period that exists at the time the financial hedging transactions are executed. The results of the hedging activities may or may not result in net fuel cost savings due to differences between the monthly settlement prices and the actual hedge price of the transactions that were executed over time. The volumes hedged for each fuel type over time are based on periodic updated fuel forecasts and the actual hedge percentages for any month, rolling period, or calendar annual period may come in higher or lower than the target hedge percentages and hedging ranges because of actual fuel burns versus forecasted fuel burns. Actual burns can deviate from forecasted burns because of dynamic variables such as weather, unforeseen unit outages, actual load, and changing fuel prices. DEF's multi-year approach to executing fixed price transactions over time is a reasonable and prudent approach to reduce price risk and volatility and provide greater fuel cost certainty for DEF's customers.

Outlined below for each fuel type and exposure are the minimum and maximum ranges and targeted hedge percentages to be hedged during the remainder of 2016 and during 2017:

Natural Gas

Natural gas represents DEF's largest fuel cost component and represents the largest component of DEF's hedging activities. DEF plans to continue to execute its existing phased financial hedging program over a rolling 36-month time period through time for natural gas through the remainder of 2016 and during 2017 within the following hedge percentage ranges:

- 1 to 12 months [redacted] with an approximate target of [redacted]
- 13 to 24 months [redacted] with an approximate target of [redacted]
- 25 to 36 months [redacted] with an approximate target of [redacted]

For calendar year 2017, DEF will target to hedge approximately [redacted] of forecasted natural gas burn. The above hedging ranges and approximate target percentages represent reductions from both the 2016 Risk Management Plan and those filed with the Joint Hedging Petition Filed by the Investor Owned Utilities in Docket No. 160096-EI (as summarized in Attachment A). In summary, compared to the 2016 Risk Management Plan's maximum hedging target ranges, DEF's proposed 2017 Risk Management

6

41

30

30-4

Plan maximum hedging target ranges represent a reduction of [REDACTED] for the 1 to 12 month time period, [REDACTED] for the 13 to 24 month time period, and [REDACTED] for the 25 to 36 month time period. These further adjustments to the hedging ranges and targets were made to the 13 to 24 month time period and the 25 to 36 month time period in response to the discussion at the June 9, 2016 Florida Public Service Commission agenda conference that considered the Joint Hedging Petition Filed by the Investor Owned Utilities in Docket No. 160096-EI (consolidated with the 2016 fuel docket by Order No. PSC-16-0301-PCO-EI).

The 2017 Risk Management Plan was developed after consideration of the on-going reviews and discussions regarding the hedge percentages, DEF's overall fuel mix, the continued uncertainty in future natural gas prices and volatility, and the need to maintain a balanced approach to the management of fuel cost risk. DEF believes having a rolling approach that gradually increases hedging percentages over time by layering in hedging transactions that ultimately target to have approximately [REDACTED] to the market for the rolling 1 to 12 month period represents a balanced fuel price risk management approach that results in certainty of fuel costs for a portion of projected fuel costs while providing customers [REDACTED] of exposure to actual market prices. In addition, DEF believes continuing to hedge a portion for the rolling future periods beyond the front 12 months by gradually increasing hedging percentages over time by executing transactions provides benefits by ensuring a consistent execution approach over a multi-year period given the number of factors that can ultimately impact prices and trends. In addition, this approach ensures a degree of price and volatility risk mitigation from one fuel period to another. Given DEF's hedging percentage targets, DEF will continue to participate in the spot natural gas market for a portion of its overall estimated natural gas usage.

Transportation Fuel Surcharge

With respect to coal river transportation estimated fuel surcharge exposures, DEF will no longer execute financial hedge transactions for periods after 2016.

Summary

Through the remainder of 2016 and during 2017, DEF will continue to monitor its fuel forecast and will continue to execute hedges over time to attempt to manage to the hedge percentage targets outlined for a portion of its projected burns for natural gas, with the exceptions discussed above. This hedging approach is consistent with DEF's existing strategy and allows DEF to continue to monitor the market and fuel forecast updates. The hedging targets for each of the respective periods are included in DEF's Regulated Utilities Risk Limits in **Attachment B**.

6


LN

30-5

Work Paper 45


Work Paper 45

6
8/24



45





A
1 of 5

45-1



CONFIDENTIAL

45-54

PROGRESS ENERGY FLORIDA, INC.
SCHEDULE A7

PURCHASED POWER
EXCLUSIVE OF ECONOMY PURCHASES
FOR THE MONTH OF:
October, 2015

3

(1)	(2)	(3)	(4)	(5)	(6)	(7)	(8)	(9)	(10)
PURCHASED FROM	TYPE & SCHEDULE	TOTAL KW/H PURCHASED (KW/H)	TOTAL KW/H FOR UTILITIES (KW/H)	KW/H FOR INTERRUPTIBLE (KW/H)	KW/H FOR FIRM (KW/H)	FUEL COST C/KW/H	TOTAL COST C/KW/H	TOTAL AMOUNT FIRM FUEL ADJ \$	FUEL COST \$
ESTIMATED		208,286			208,286	4.962	4.962	10,334,627.00	10,334,627.00
ACTUAL									
Vandolah Power Co LLC (Northern Star)	TOLL	47,890			47,890	6.618	6.618	3,165,810.38	3,165,810.38
Steady State Power Company, LLC	TOLL	34,421			34,421	6.887	6.887	2,374,312.58	2,374,312.58
Southern Power Company	Firm/Int	122,516			122,516	2.723	2.723	3,331,469.43	3,331,469.43
Southern Company Services Inc	Schedule 3	-			-	4.06700	4.06700	-	-
Ojays Energy Center	TOLL	233,187			233,187	3.918	3.918	9,270,474.29	9,270,474.29
Calpine Energy Services L.P.	TOLL	-			-	-	-	-	-
ADJUSTMENTS									
Vandolah Power Co LLC (Northern Star)	TOLL	4,714			4,714	1.143	1.143	5,394.25	5,394.25
Steady State Power Company, LLC	TOLL	1,312			1,312	1.812	1.812	2,383.86	2,383.86
Southern Power Company	Firm/Int	-			-	-	-	28,217.44	28,217.44
Southern Company Services Inc	Schedule 3	-			-	-	-	14,158.91	14,158.91
Ojays Energy Center	TOLL	18781			18781	4.783	4.783	897,638.84	897,638.84
Calpine Energy Services L.P.	TOLL	-			-	-	-	29,489.83	29,489.83
CURRENT MONTH TOTAL		364,779			364,779	4.161	4.161	18,882,966.63	18,882,966.63
DIFFERENCE		236,673			236,673	(0.993)	(0.993)	8,348,339.63	8,348,339.63
DIFFERENCE %		64.93			236,673			89.72	89.72
CUMULATIVE ACTUAL		3,665,630			3,665,630	3.91	3.91	14,812,638.73	14,812,638.73
CUMULATIVE ESTIMATED		1,813,823			1,813,823	5.07	5.07	91,864,189.00	91,864,189.00
DIFFERENCE		1,851,807			1,851,807	(1.16)	(1.16)	34,148,499.73	34,148,499.73
DIFFERENCE %		102.18			1,851,807	(21.37)	(21.37)	58.14	38.94

Duke Energy Florida, LLC.
2016 Hedging Activities
Contract No. 160001-EI
ACN 16-068-2-1

$$\sum d's = \$2,393,973.74$$

$$+ Capex: Ly (A3) =$$



A
2 of 5

CONFIDENTIAL

45-3

WE Florida
Yelling Expense
Support for AT Schedule

Article:

Station

Energy Expense CTI State Cont Fed Affirmative Fed Tax Credit Federal Exp Oil Credit Total

Vendor:

Shady 16th
Southern Power Company - Franklin
Southern Company Services - Schaefer
Ogden Energy Cont
Calpine Energy Services, L.P




True-Up:

Station

True-Up For JUNE 2011 Natural Gas True-Up Fuel 10/11/11

Vendor:

Shady 16th
Southern Power Company - Franklin
Southern Company Services - Schaefer
Ogden Energy Cont
Calpine Energy Services, L.P



$\sum \# \text{'s} = \$2,134,263.55 = A5$

[Note: Please be sure to see #'s on pages A3, A4 & A5]

Exp Date: 10/20/11 10:00 pm - Business Closure DL Over

Account ID	Line Descr	Yield	Reg	Est Amt	TWR	Amount On Transmitted Contract	Currency	Amount On Base Contract	Base Currency	Category
001001	Fuel (LSE)	10/11/2011								Tolling - MG Oct Est
001002	Fuel (LSE)	10/11/2011								Tolling - MG Oct Est
001003	Fuel (LSE)	10/11/2011								Tolling - MG Oct Est
001004	Fuel (LSE)	10/11/2011								Tolling - MG
001005	State Cont (LSE)	10/11/2011								Tolling
001006	Fuel (LSE)	10/11/2011								Tolling - MG
001007	Fuel (LSE)	10/11/2011								Tolling - MG Sept Act (Transac Refund)
001008	Fuel (LSE)	10/11/2011								Tolling - MG Sept Act (Transac Refund)
001009	Fuel (LSE)	10/11/2011								Tolling - MG Sept Act (Transac Refund)
001010	Fuel (LSE)	10/11/2011								Tolling - MG
001011	Fuel (LSE)	10/11/2011								Tolling - MG
001012	Fuel (LSE)	10/11/2011								Tolling - MG
001013	Fuel (LSE)	10/11/2011								Tolling - MG
001014	Fuel (LSE)	10/11/2011								Tolling - MG
001015	Fuel (LSE)	10/11/2011								Tolling - MG
001016	Fuel (LSE)	10/11/2011								Tolling - MG
001017	Fuel (LSE)	10/11/2011								Tolling - MG
001018	Fuel (LSE)	10/11/2011								Tolling - MG
001019	Fuel (LSE)	10/11/2011								Tolling - MG
001020	Fuel (LSE)	10/11/2011								Tolling - MG
001021	Fuel (LSE)	10/11/2011								Tolling - MG
001022	Fuel (LSE)	10/11/2011								Tolling - MG
001023	Fuel (LSE)	10/11/2011								Tolling - MG
001024	Fuel (LSE)	10/11/2011								Tolling - MG
001025	Fuel (LSE)	10/11/2011								Tolling - MG
001026	Fuel (LSE)	10/11/2011								Tolling - MG
001027	Fuel (LSE)	10/11/2011								Tolling - MG
001028	Fuel (LSE)	10/11/2011								Tolling - MG
001029	Fuel (LSE)	10/11/2011								Tolling - MG
001030	Fuel (LSE)	10/11/2011								Tolling - MG
001031	Fuel (LSE)	10/11/2011								Tolling - MG
001032	Fuel (LSE)	10/11/2011								Tolling - MG
001033	Fuel (LSE)	10/11/2011								Tolling - MG
001034	Fuel (LSE)	10/11/2011								Tolling - MG
001035	Fuel (LSE)	10/11/2011								Tolling - MG
001036	Fuel (LSE)	10/11/2011								Tolling - MG
001037	Fuel (LSE)	10/11/2011								Tolling - MG
001038	Fuel (LSE)	10/11/2011								Tolling - MG
001039	Fuel (LSE)	10/11/2011								Tolling - MG
001040	Fuel (LSE)	10/11/2011								Tolling - MG
001041	Fuel (LSE)	10/11/2011								Tolling - MG
001042	Fuel (LSE)	10/11/2011								Tolling - MG
001043	Fuel (LSE)	10/11/2011								Tolling - MG
001044	Fuel (LSE)	10/11/2011								Tolling - MG
001045	Fuel (LSE)	10/11/2011								Tolling - MG
001046	Fuel (LSE)	10/11/2011								Tolling - MG
001047	Fuel (LSE)	10/11/2011								Tolling - MG
001048	Fuel (LSE)	10/11/2011								Tolling - MG
001049	Fuel (LSE)	10/11/2011								Tolling - MG
001050	Fuel (LSE)	10/11/2011								Tolling - MG
001051	Fuel (LSE)	10/11/2011								Tolling - MG
001052	Fuel (LSE)	10/11/2011								Tolling - MG
001053	Fuel (LSE)	10/11/2011								Tolling - MG
001054	Fuel (LSE)	10/11/2011								Tolling - MG
001055	Fuel (LSE)	10/11/2011								Tolling - MG
001056	Fuel (LSE)	10/11/2011								Tolling - MG
001057	Fuel (LSE)	10/11/2011								Tolling - MG
001058	Fuel (LSE)	10/11/2011								Tolling - MG
001059	Fuel (LSE)	10/11/2011								Tolling - MG
001060	Fuel (LSE)	10/11/2011								Tolling - MG
001061	Fuel (LSE)	10/11/2011								Tolling - MG
001062	Fuel (LSE)	10/11/2011								Tolling - MG
001063	Fuel (LSE)	10/11/2011								Tolling - MG
001064	Fuel (LSE)	10/11/2011								Tolling - MG
001065	Fuel (LSE)	10/11/2011								Tolling - MG
001066	Fuel (LSE)	10/11/2011								Tolling - MG
001067	Fuel (LSE)	10/11/2011								Tolling - MG
001068	Fuel (LSE)	10/11/2011								Tolling - MG
001069	Fuel (LSE)	10/11/2011								Tolling - MG
001070	Fuel (LSE)	10/11/2011								Tolling - MG
001071	Fuel (LSE)	10/11/2011								Tolling - MG
001072	Fuel (LSE)	10/11/2011								Tolling - MG
001073	Fuel (LSE)	10/11/2011								Tolling - MG
001074	Fuel (LSE)	10/11/2011								Tolling - MG
001075	Fuel (LSE)	10/11/2011								Tolling - MG
001076	Fuel (LSE)	10/11/2011								Tolling - MG
001077	Fuel (LSE)	10/11/2011								Tolling - MG
001078	Fuel (LSE)	10/11/2011								Tolling - MG
001079	Fuel (LSE)	10/11/2011								Tolling - MG
001080	Fuel (LSE)	10/11/2011								Tolling - MG
001081	Fuel (LSE)	10/11/2011								Tolling - MG
001082	Fuel (LSE)	10/11/2011								Tolling - MG
001083	Fuel (LSE)	10/11/2011								Tolling - MG
001084	Fuel (LSE)	10/11/2011								Tolling - MG
001085	Fuel (LSE)	10/11/2011								Tolling - MG
001086	Fuel (LSE)	10/11/2011								Tolling - MG
001087	Fuel (LSE)	10/11/2011								Tolling - MG
001088	Fuel (LSE)	10/11/2011								Tolling - MG
001089	Fuel (LSE)	10/11/2011								Tolling - MG
001090	Fuel (LSE)	10/11/2011								Tolling - MG
001091	Fuel (LSE)	10/11/2011								Tolling - MG
001092	Fuel (LSE)	10/11/2011								Tolling - MG
001093	Fuel (LSE)	10/11/2011								Tolling - MG
001094	Fuel (LSE)	10/11/2011								Tolling - MG
001095	Fuel (LSE)	10/11/2011								Tolling - MG
001096	Fuel (LSE)	10/11/2011								Tolling - MG
001097	Fuel (LSE)	10/11/2011								Tolling - MG
001098	Fuel (LSE)	10/11/2011								Tolling - MG
001099	Fuel (LSE)	10/11/2011								Tolling - MG
001100	Fuel (LSE)	10/11/2011								Tolling - MG

Tolling
Tolling MG TU
Tolling MG Oct Est
Tolling - MG Sept ACT (Transac Refund)

A
3 of 5

Hedging Activities
Contract No. 160001-EI
ACN 16-068-2-1

**Difference of \$1.63M is due to natural gas September true-up error - will be corrected next month. The AT report shows the correct amount.

2

CONFIDENTIAL

45-4

OFF Telling
Crewer Risk Period True-Up

As of Date 12/31/2015
Volume 11742911


Company	Location	Cost Type	Sum of Est Amount	Sum of Qty	Sum of Est Amount	Sum of Qty	Volume True-Up	True-Up	Reported on 4/17	Number Cost True-Up from Position Period Table	Total AT True-Up (including 0143 - Account 0151200)	GL Account
Chaparral Energy Co BLD	Chaparral Station	Fixed Investment									311500	311500
Chaparral Energy Center	Chaparral Station	Fixed Inv									311500	311500
Chaparral Energy Center	Chaparral Station	Fixed Inv-1 arm									311500	311500
Chaparral Energy Center	Chaparral Station	Energy Start									311500	311500
Chaparral Energy Center	Chaparral Station	Primary Settlement									311500	311500
Steady Hills Power Co	Steady Hills Station	Fixed Inv									311500	311500
Steady Hills Power Co	Steady Hills Station	Energy Start									311500	311500
Steady Hills Power Co	Steady Hills Station	Primary Settlement									311500	311500
Southern Comp Serv E	Silver	Fixed Inv									311500	311500
Southern Comp Serv E	Silver	Fixed Inv Change									311500	311500
Southern Comp Serv E	Silver	Inv. 1 arm									311500	311500
Southern Power Co BLD	Franklin	Fixed Charge									311500	311500
Southern Power Co BLD	Franklin	Energy Adjustment									311500	311500
Southern Power Co BLD	Franklin	Energy Start									311500	311500
Southern Power Co BLD	Franklin	Fixed Inv Change									311500	311500
Southern Power Co BLD	Franklin	Fixed Investment									311500	311500
Southern Power Co BLD	Franklin	Primary Settlement									311500	311500
Yandeh Power Co	Yandeh Station	Fixed Inv									311500	311500
Yandeh Power Co	Yandeh Station	Energy Adjustment									311500	311500
Yandeh Power Co	Yandeh Station	Energy Start									311500	311500
Yandeh Power Co	Yandeh Station	Inv. 1 arm									311500	311500
Yandeh Power Co	Yandeh Station	Primary Settlement									311500	311500
Grand Total												

Journal CREDIT (from plant detail) to be posted to GL
Journal DEBIT (from plant detail) to be posted to GL
FIX ACY per GL account 0551200 (posted by AJB)
FIX PSI Revenue per GL 0512200 (posted by AJB)

Duke Energy Florida, LLC.
2016 Hedging Activities
Docket No. 160001-E1
ACN 16-068-2-1

A 4 of 5

(50)



CONFIDENTIAL


H. S. 5

45-5



25

14



45-6



2

45-7

PROGRESS ENERGY FLORIDA, LLC
SCHEDULE A2


PURCHASED POWER
EXCLUSIVE OF ECONOMIC PURCHASES
FOR THE MONTH OF:
April 2016

(1)	(2) TYPE & SCHEDULE	(3) TOTAL KWH (MW/HA-Hrs) 1000	(4) KWH 1000 1000	(5) KWH 1000 1000	(6) KWH 1000 1000	(7) KWH 1000 1000	(8) KWH 1000 1000	(9) TOTAL KWH 1000 1000	(10) TOTAL KWH 1000 1000	(11) KWH 1000 1000
ESTIMATED		333,589			333,589	3,809		3,809	12,706,534.00	12,706,534.00
ACTUAL										
Calpine Energy Services	TRM	3511.000			3511.000	1.444		1.444	1376055.50	1,376,055.50
NextEra Power Company, L.L.C.	TRM	25000.00			25000.00	1.679		1.679	4482131.81	4,482,131.81
Northern Company Services, Inc.	TRM	1000			1000	1.133		1.133	1000000.00	1,000,000.00
Vanderbilt Power Company, L.L.C.	TRM	240072.00			240072.00	2.219		2.219	3499146.29	3,499,146.29
Calpine Energy Services, L.P.	TRM	0.00			0.00				0.00	0.00
ADJUSTMENTS										
Calpine Energy Services, L.P.	TRM								21000.00	21,000.00
Calpine Energy Services, L.P.	TRM								-25126.81	-25,126.81
NextEra Power Company, L.L.C.	TRM								13900.18	13,900.18
Northern Company Services, Inc.	TRM								0.00	0.00
Northern Power Company	TRM								-8502.42	-8,502.42
Vanderbilt Power Company, L.L.C.	TRM								20478.58	20,478.58
CUMULATIVE MONTHLY ESTIMATED		333,589			333,589	4.621		4.621	21,042,214.29	21,042,214.29
CUMULATIVE MONTHLY ACTUAL		220,996.00			220,996.00	10.181		10.181	2,177,691.28	2,177,691.28
CUMULATIVE ACTUAL		2,291,870			2,291,870	1.31		1.31	35,661,879.62	35,661,879.62
CUMULATIVE ESTIMATED		393,809			393,809	0.00		0.00	10,294,179.00	10,294,179.00
DIFFERENCE		197,577.00			197,577.00	10.181		10.181	15,367,690.62	15,367,690.62
PERCENTAGE		0			0	18.371		18.371	12.10	12.10
Contract Imbalance - 10/1/2015		367161							20,114,918.86	20,114,918.86
For Trading Imbalance from CANCELED Power Purchases - 10/1/15		7911							178,211.96	178,211.96
For Trading Imbalance from UNACT Power Purchases - 10/1/15		1126							109,849.12	109,849.12
For Trading Imbalance from CANCELED Power Purchases - 10/1/15		4791							104,511.11	104,511.11
SCPA DUE		1184							8,911.77	8,911.77
Adjusted CL 02/1/2016 - Trading Purchased Power Only		134,224.16							21,042,214.29	21,042,214.29
AT 10/1/2015 balance		112,101							20,114,918.86	20,114,918.86
AT total Variance		132,123							11.16	11.16

Duke Energy Florida, LLC.
2016 Hedging Activities
Docket No. 160001-EI
ACN 16-068-2-1

3

$\sum d's = \$ 4,496,431.99$
+ Capacity (A3)



B
2d's

8-5-18

DE Florida
Tolling Expense
Support for A7 Schedule

Actuals:

Station	Energy Exp per CXL	Starts Costs	Fuel Adjustments	Fuel Transport	Natural Gas	Oil (Sept)	Total
Vandolah	[Redacted]	[Redacted]	[Redacted]	[Redacted]	[Redacted]	[Redacted]	[Redacted]
Shady Hills	[Redacted]	[Redacted]	[Redacted]	[Redacted]	[Redacted]	[Redacted]	[Redacted]
Southern Power Company - Franklin	[Redacted]	[Redacted]	[Redacted]	[Redacted]	[Redacted]	[Redacted]	[Redacted]
Southern Company Services - Scherer	[Redacted]	[Redacted]	[Redacted]	[Redacted]	[Redacted]	[Redacted]	[Redacted]
Osprey Energy Center	[Redacted]	[Redacted]	[Redacted]	[Redacted]	[Redacted]	[Redacted]	[Redacted]
Calpine Energy Services, L.P.	[Redacted]	[Redacted]	[Redacted]	[Redacted]	[Redacted]	[Redacted]	[Redacted]

B2Δ

LN

True-Up:

Station	True-Up Per CXL	Natural Gas - Mar Est	Natural Gas - Mar Act	Total
Vandolah	[Redacted]	[Redacted]	[Redacted]	[Redacted]
Shady Hills	[Redacted]	[Redacted]	[Redacted]	[Redacted]
Southern Power Company - Franklin	[Redacted]	[Redacted]	[Redacted]	[Redacted]
Southern Company Services - Scherer	[Redacted]	[Redacted]	[Redacted]	[Redacted]
Energy Center	[Redacted]	[Redacted]	[Redacted]	[Redacted]
Energy Services, L.P.	[Redacted]	[Redacted]	[Redacted]	[Redacted]

B10

B1 =

(3,320.20)*

B2Δ =

B2 =


(0.04)*

Σ *3 =


[Redacted]

Duke Energy Florida, L.L.C.
2016 Hedging Activities
Docket No. 160001-E1
ACN 16-068-2-1


B
30+3



2



25




45-11



2


41



45-12




26




71

6




CONFIDENTIAL



45-15






45-16



REDACTED


CONFIDENTIAL



REDACTED


CONFIDENTIAL

23




45-18





45-19






REDACTED

CONFIDENTIAL

26




45-21



REDACTED

Duke Energy Florida, LLC.
2016 Hedging Activities
Docket No. 160001-EI
ACN 16-068-2-1


CONFIDENTIAL



45-22



2




REDACTED

CONFIDENTIAL

6

11




45-24



REDACTED

CONFIDENTIAL

76




45-25



REDACTED


CONFIDENTIAL

26



45-26






Work Paper 46

Work Paper 46


26



276 P.1




76



46 p. 2




26



46 p3




46



46
p. 4




23



46 p.7





13 m

46 p.8



Work Paper 47

Work Paper 47

REDACTED

3

47

DEF Gas Hedging Status
CONFIDENTIAL

Physical/Financial	Instrument	Par/Call	Month	Trade Number	Counterparty	Market	Location	Volume	Fixed Price (\$/MMBtu)	Settlement (\$/MMBtu)	Savings/Cost on Hedge
Financial	Financial Swap		8/1/2015	3224815	Credit Suisse Intl	IFERC	Transco Zone 4			\$2.8600	
Financial	Financial Swap		8/1/2015	3224817	Barclays Bank E	IFERC	Transco Zone 4			\$2.8600	
Financial	Financial Swap		9/1/2015	3223744	Barclays Bank E	NYMEX NG LID	Henry Hub			\$2.6380	
Financial	Financial Swap		9/1/2015	3224216	Barclays Bank E	NYMEX NG LID	Henry Hub			\$2.6380	
Financial	Financial Swap		10/1/2015	3223550	Morgan Stanley E	IFERC	Henry Hub			\$2.5500	
Financial	Financial Swap		10/1/2015	3223552	Barclays Bank E	IFERC	Henry Hub			\$2.5500	
Financial	Financial Swap		11/1/2015	3240195	BKMONTREAL	IFERC	Henry Hub			\$2.0300	
Financial	Financial Swap		11/1/2015	3243801	BKMONTREAL	IFERC	Henry Hub			\$2.0300	
Financial	Financial Swap		12/1/2015	3240195	BKMONTREAL	IFERC	Henry Hub			\$2.2100	
Financial	Financial Swap		12/1/2015	3243801	BKMONTREAL	IFERC	Henry Hub			\$2.2100	
Financial	Financial Swap		2/1/2016	3226554	Macquarie Bank Ltd	IFERC	Transco Zone 4			\$2.2100	
Financial	Financial Swap		2/1/2016	3226553	JPMorganChase Bank E	IFERC	Transco Zone 4			\$2.2100	
Financial	Financial Swap		3/1/2016	3225042	Morgan Stanley E	IFERC	Columbia Gulf			\$1.6300	
Financial	Financial Swap		3/1/2016	3225043	Calgroup Energy E	IFERC	Columbia Gulf			\$1.6300	
Financial	Financial Option	Call	4/1/2016	3246476	Macquarie Bank Ltd	NYMEX NG LID	Henry Hub			\$1.9030	
Financial	Financial Option	Put	4/1/2016	3246478	Macquarie Bank Ltd	NYMEX NG LID	Henry Hub			\$1.9030	
Financial	Financial Option	Call	4/1/2016	3252181	Calgroup Energy E	NYMEX NG LID	Henry Hub			\$1.9030	
Financial	Financial Option	Put	4/1/2016	3252181	Calgroup Energy E	NYMEX NG LID	Henry Hub			\$1.9030	
Financial	Financial Swap		5/1/2016	3245524	JPMorganChase Bank E	IFERC	Transco Zone 4			\$1.9500	
Financial	Financial Swap		5/1/2016	3267252	Calgroup Energy E	IFERC	Columbia Gulf			\$1.9100	
Financial	Financial Swap		6/1/2016	3226562	Merill LynchCom E EM	IFERC	Columbia Gulf			\$1.8500	
Financial	Financial Swap		6/1/2016	3226554	Macquarie Bank Ltd	IFERC	Columbia Gulf			\$1.8800	

13
 14
 15
 16
 17
 18
 19
 20
 21
 22
 23
 24
 25
 26
 27
 28
 29
 30
 31
 32
 33
 34
 35
 36
 37
 38
 39
 40
 41
 42
 43
 44
 45
 46
 47
 48
 49
 50
 51
 52
 53
 54
 55
 56
 57
 58
 59
 60
 61
 62
 63
 64
 65
 66
 67
 68
 69
 70
 71
 72
 73
 74
 75
 76
 77
 78
 79
 80
 81
 82
 83
 84
 85
 86
 87
 88
 89
 90
 91
 92
 93
 94
 95
 96
 97
 98
 99
 100

Duke Energy Florida, LLC.
 2016 Hedging Activities
 Docket No. 160001-EI
 ACN 16-068-2-1

JP



CONFIDENTIAL

DEF Gas Hedging Status 2015

47-1 p.1

REDACTED

Duke Energy Florida, LLC.
2016 Hedging Activities
Docket No. 160001-EI
ACN 16-068-2-1

Physical/Financial	Call/Put	Month	Trade Date	Market Price on Trade Date	Trade Num	Counterparty	Market	Location	Volume	Fixed Price (\$/MMBtu)	Settlement (\$/MMBtu)	Settlement Price
Financial	Call	8/1/2015	1/9/2013	\$4.099	3227307	Citigroup Energy E	NYMEX NG L1D	Henry Hub			\$2.8960	
Financial	Put	8/1/2015	1/9/2013	\$4.099	3227307	Citigroup Energy E	NYMEX NG L1D	Henry Hub			\$2.8860	
Financial	Call	8/1/2015	1/28/2013	\$4.177	3227311	Morgan Stanley E	NYMEX NG L1D	Henry Hub			\$2.8860	
Financial	Put	8/1/2015	1/28/2013	\$4.177	3227311	Morgan Stanley E	NYMEX NG L1D	Henry Hub			\$2.8860	
Financial	Call	8/1/2015	6/4/2013	\$4.244	3227312	JPMorganChase Bank E	IFERC	CGT			\$2.8860	
Financial	Put	8/1/2015	6/4/2013	\$4.244	3227312	JPMorganChase Bank E	IFERC	CGT			\$2.8800	
Financial	Call	8/1/2015	4/14/2014	\$4.186	3227518	Merrill LynchCom E EM	IFERC	Henry Hub			\$2.8900	
Financial	Put	8/1/2015	4/14/2014	\$4.186	3227518	Merrill LynchCom E EM	IFERC	Henry Hub			\$2.8960	
Financial	Call	8/1/2015	5/18/2014	\$4.109	3227519	BKMONTREAL	NYMEX NG L1D	Henry Hub			\$2.8860	
Financial	Put	8/1/2015	5/18/2014	\$4.109	3227519	BKMONTREAL	NYMEX NG L1D	Henry Hub			\$2.8860	
Financial	Call	8/1/2015	6/10/2014	\$4.134	3227521	Merrill LynchCom E EM	NYMEX NG L1D	Henry Hub			\$2.8860	
Financial	Put	8/1/2015	6/10/2014	\$4.134	3227521	Merrill LynchCom E EM	NYMEX NG L1D	Henry Hub			\$2.8860	
Financial	Call	8/1/2015	2/10/2014	\$3.991	3227767	JPMorganChase Bank E	IFERC	Transco Zone 4			\$2.8600	
Financial	Put	8/1/2015	2/10/2014	\$3.991	3227767	JPMorganChase Bank E	IFERC	Transco Zone 4			\$2.8600	
Financial	Call	8/1/2015	7/21/2014	\$3.852	3230363	BKMONTREAL	IFERC	Henry Hub			\$2.8900	
Financial	Put	8/1/2015	7/21/2014	\$3.852	3230363	BKMONTREAL	IFERC	Henry Hub			\$2.8900	
Financial	Call	8/1/2015	8/20/2014	\$3.848	3246480	Citigroup Energy E	IFERC	Henry Hub			\$2.8900	
Financial	Put	8/1/2015	8/20/2014	\$3.848	3246480	Citigroup Energy E	IFERC	Henry Hub			\$2.8900	
Financial	Call	8/1/2015	8/3/2014	\$3.824	3251366	BKMONTREAL	IFERC	Henry Hub			\$2.8900	
Financial	Put	8/1/2015	8/3/2014	\$3.824	3251366	BKMONTREAL	IFERC	Henry Hub			\$2.8900	
Financial	Call	8/1/2015	10/13/2014	\$3.805	3264163	JPMorganChase Bank E	IFERC	Henry Hub			\$2.8900	
Financial	Put	8/1/2015	10/13/2014	\$3.805	3264163	JPMorganChase Bank E	IFERC	Henry Hub			\$2.8900	
Financial	Call	8/1/2015	10/29/2014	\$3.891	3266285	Morgan Stanley E	IFERC	Henry Hub			\$2.8900	
Financial	Put	8/1/2015	10/29/2014	\$3.891	3266285	Morgan Stanley E	IFERC	Henry Hub			\$2.8900	
Financial	Call	8/1/2015	12/3/2014	\$2.962	3279679	Citigroup Energy E	IFERC	Henry Hub			\$2.8900	
Financial	Put	8/1/2015	12/3/2014	\$2.962	3279679	Citigroup Energy E	IFERC	Henry Hub			\$2.8900	
Financial	Call	8/1/2015	1/12/2015	\$2.962	3292219	Citigroup Energy E	IFERC	Henry Hub			\$2.8900	
Financial	Put	8/1/2015	1/12/2015	\$2.962	3292219	Citigroup Energy E	IFERC	Henry Hub			\$2.8900	
Financial	Call	8/1/2015	1/30/2015	\$2.823	3298153	Morgan Stanley E	NYMEX NG L1D	Henry Hub			\$2.8860	
Financial	Put	8/1/2015	1/30/2015	\$2.823	3298153	Morgan Stanley E	NYMEX NG L1D	Henry Hub			\$2.8860	
Financial	Call	8/1/2015	2/9/2015	\$2.803	3301229	Merrill LynchCom E EM	NYMEX NG L1D	Henry Hub			\$2.8860	
Financial	Put	8/1/2015	2/9/2015	\$2.803	3301229	Merrill LynchCom E EM	NYMEX NG L1D	Henry Hub			\$2.8860	
Financial	Call	8/1/2015	2/17/2015	\$2.923	3304156	Macquarie Bank Ltd	NYMEX NG L1D	Henry Hub			\$2.8860	
Financial	Put	8/1/2015	2/17/2015	\$2.923	3304156	Macquarie Bank Ltd	NYMEX NG L1D	Henry Hub			\$2.8860	
Financial	Call	8/1/2015	3/4/2015	\$2.913	3310401	Morgan Stanley E	NYMEX NG L1D	Henry Hub			\$2.8860	
Financial	Put	8/1/2015	3/4/2015	\$2.913	3310401	Morgan Stanley E	NYMEX NG L1D	Henry Hub			\$2.8860	
Financial	Call	8/1/2015	3/9/2015	\$2.827	3312102	Morgan Stanley E	NYMEX NG L1D	Henry Hub			\$2.8860	
Financial	Put	8/1/2015	3/9/2015	\$2.827	3312102	Morgan Stanley E	NYMEX NG L1D	Henry Hub			\$2.8860	
Financial	Call	8/1/2015	3/25/2015	\$2.871	3317624	BKMONTREAL	NYMEX NG L1D	Henry Hub			\$2.8860	
Financial	Put	8/1/2015	3/25/2015	\$2.871	3317624	BKMONTREAL	NYMEX NG L1D	Henry Hub			\$2.8860	
Financial	Call	8/1/2015	4/10/2015	\$2.844	3321624	Scotia Bank	NYMEX NG L1D	Henry Hub			\$2.8860	
Financial	Put	8/1/2015	4/10/2015	\$2.844	3321624	Scotia Bank	NYMEX NG L1D	Henry Hub			\$2.8860	
Financial	Call	8/1/2015	5/15/2015	\$3.090	3327183	Scotia Bank	NYMEX NG L1D	Henry Hub			\$2.8860	
Financial	Put	8/1/2015	5/15/2015	\$3.090	3327183	Scotia Bank	NYMEX NG L1D	Henry Hub			\$2.8860	
Financial	Call	8/1/2015	5/19/2015	\$3.010	3328119	Morgan Stanley E	NYMEX NG L1D	Henry Hub			\$2.8860	
Financial	Put	8/1/2015	5/19/2015	\$3.010	3328119	Morgan Stanley E	NYMEX NG L1D	Henry Hub			\$2.8860	
Financial	Call	8/1/2015	6/10/2015	\$2.921	3332907	BKMONTREAL	NYMEX NG L1D	Henry Hub			\$2.8860	
Financial	Put	8/1/2015	6/10/2015	\$2.921	3332907	BKMONTREAL	NYMEX NG L1D	Henry Hub			\$2.8860	
Financial	Call	8/1/2015	6/16/2015	\$2.920	3334101	Merrill LynchCom E EM	IFERC	Transco Zone 4			\$2.8600	
Financial	Put	8/1/2015	6/16/2015	\$2.920	3334101	Merrill LynchCom E EM	IFERC	Transco Zone 4			\$2.8600	
Financial	Call	8/1/2015	6/24/2015	\$2.792	3336012	Macquarie Bank Ltd	IFERC	Transco Zone 4			\$2.8600	

A, B 10f 21



CONFIDENTIAL


47-1 p.

Duke Energy Florida, LLC.
2016 Hedging Activities
Docket No. 160001-EI
ACN 16-068-2-1

LN

Physical/Financial	Month	Trade Date	Market Price on Trade Date	Trade Num	Counterparty	Market	Location	Volume	Field Price (MMMBtu)	Settlement (\$/MMBtu)	Savings/Cost on Hedge
Financial	8/1/2015	6/24/2015	\$2,792	3336012	Macquarie Bank Ltd	IFERC	Tarasco Zone 4			\$2,8600	
Financial	8/1/2015	6/25/2015	\$2,868	3336225	BK MONTREAL	NYMEX NG LID	Henry Hub			\$2,8880	
Financial	8/1/2015	6/25/2015	\$2,866	3336225	BK MONTREAL	NYMEX NG LID	Henry Hub			\$2,8860	
Financial	8/1/2015	7/6/2007	\$6,806	3223326	JPMorganChase Bank E	IFERC	Henry Hub			\$2,8900	
Financial	8/1/2015	7/11/2007	\$6,773	3223331	JPMorganChase Bank E	IFERC	Henry Hub			\$2,8900	
Financial	8/1/2015	7/19/2007	\$6,974	3223333	Morgan Stanley E	IFERC	Henry Hub			\$2,8900	
Financial	8/1/2015	8/14/2007	\$7,118	3223338	Morgan Stanley E	IFERC	Henry Hub			\$2,8900	
Financial	8/1/2015	8/28/2007	\$6,892	3223424	Men&LynchCom E EM	IFERC	Henry Hub			\$2,8900	
Financial	8/1/2015	9/12/2007	\$7,220	3223426	Macquarie Bank Ltd	IFERC	Henry Hub			\$2,8900	
Financial	8/1/2015	9/26/2007	\$7,022	3223428	Men&LynchCom E EM	IFERC	Henry Hub			\$2,8900	
Financial	8/1/2015	10/3/2007	\$6,963	3223432	JPMorganChase Bank E	IFERC	Henry Hub			\$2,8900	
Financial	8/1/2015	10/19/2007	\$7,144	3223434	Morgan Stanley E	IFERC	Henry Hub			\$2,8900	
Financial	8/1/2015	11/6/2007	\$7,220	3223439	Morgan Stanley E	IFERC	Henry Hub			\$2,8900	
Financial	8/1/2015	12/10/2007	\$7,655	3223475	Morgan Stanley E	IFERC	Henry Hub			\$2,8900	
Financial	8/1/2015	12/27/2007	\$8,078	3223537	Morgan Stanley E	IFERC	Henry Hub			\$2,8900	
Financial	8/1/2015	1/9/2008	\$7,890	3223541	Morgan Stanley E	IFERC	Henry Hub			\$2,8900	
Financial	8/1/2015	2/13/2008	\$8,099	3223544	JPMorganChase Bank E	IFERC	Henry Hub			\$2,8900	
Financial	8/1/2015	4/2/2008	\$8,755	3223546	Barclays Bank E	IFERC	Henry Hub			\$2,8900	
Financial	8/1/2015	2/29/2008	\$8,773	3223547	JPMorganChase Bank E	IFERC	Henry Hub			\$2,8900	
Financial	8/1/2015	4/25/2008	\$9,042	3223550	Morgan Stanley E	IFERC	Henry Hub			\$2,8900	
Financial	8/1/2015	6/12/2008	\$10,820	3223552	Barclays Bank E	IFERC	Henry Hub			\$2,8900	
Financial	8/1/2015	7/11/2008	\$10,459	3223567	Credit Suisse Intl	IFERC	Henry Hub			\$2,8900	
Financial	8/1/2015	10/21/2008	\$7,549	3223569	Morgan Stanley E	IFERC	Henry Hub			\$2,8900	
Financial	8/1/2015	12/2/2008	\$7,748	3223742	Barclays Bank E	NYMEX NG LID	Henry Hub			\$2,8860	
Financial	8/1/2015	1/15/2009	\$7,140	3223744	Barclays Bank E	NYMEX NG LID	Henry Hub			\$2,8860	
Financial	8/1/2015	11/7/2012	\$4,246	3224216	Barclays Bank E	NYMEX NG LID	Henry Hub			\$2,8860	
Financial	8/1/2015	11/9/2012	\$4,220	3224219	Credit Suisse Intl	NYMEX NG LID	Henry Hub			\$2,8860	
Financial	8/1/2015	11/13/2012	\$4,316	3224220	Morgan Stanley E	NYMEX NG LID	Henry Hub			\$2,8860	
Financial	8/1/2015	11/15/2012	\$4,293	3224229	Barclays Bank E	NYMEX NG LID	Henry Hub			\$2,8860	
Financial	8/1/2015	11/19/2012	\$4,247	3224232	Barclays Bank E	NYMEX NG LID	Henry Hub			\$2,8860	
Financial	8/1/2015	11/27/2012	\$4,317	3224245	Morgan Stanley E	NYMEX NG LID	Henry Hub			\$2,8860	
Financial	8/1/2015	11/28/2012	\$4,211	3224252	Barclays Bank E	IFERC	CGT			\$2,8000	
Financial	8/1/2015	12/10/2012	\$4,085	3224276	JPMorganChase Bank E	IFERC	CGT			\$2,8000	
Financial	8/1/2015	12/27/2012	\$4,124	3224280	Barclays Bank E	IFERC	CGT			\$2,8000	
Financial	8/1/2015	1/23/2013	\$4,216	3224377	Barclays Bank E	IFERC	CGT			\$2,8000	
Financial	8/1/2015	1/24/2013	\$4,179	3224381	JPMorganChase Bank E	IFERC	CGT			\$2,8000	
Financial	8/1/2015	2/6/2013	\$4,164	3224384	JPMorganChase Bank E	IFERC	CGT			\$2,8000	
Financial	8/1/2015	2/8/2013	\$4,120	3224508	Morgan Stanley E	IFERC	CGT			\$2,8000	
Financial	8/1/2015	2/13/2013	\$4,161	3224509	Morgan Stanley E	IFERC	CGT			\$2,8000	
Financial	8/1/2015	3/5/2013	\$4,189	3224604	Credit Suisse Intl	IFERC	CGT			\$2,8000	
Financial	8/1/2015	3/16/2013	\$4,201	3224618	JPMorganChase Bank E	IFERC	CGT			\$2,8000	
Financial	8/1/2015	3/22/2013	\$4,162	3224620	Oilgroup Energy E	IFERC	CGT			\$2,8000	
Financial	8/1/2015	3/26/2013	\$4,203	3224621	JPMorganChase Bank E	IFERC	CGT			\$2,8000	
Financial	8/1/2015	4/3/2013	\$4,187	3224640	Macquarie Bank Ltd	IFERC	CGT			\$2,8000	
Financial	8/1/2015	4/9/2013	\$4,118	3224679	Barclays Bank E	IFERC	CGT			\$2,8000	
Financial	8/1/2015	4/16/2013	\$4,208	3224681	JPMorganChase Bank E	IFERC	CGT			\$2,8000	
Financial	8/1/2015	4/24/2013	\$4,211	3224682	Oilgroup Energy E	IFERC	CGT			\$2,8000	
Financial	8/1/2015	4/26/2013	\$4,189	3224683	JPMorganChase Bank E	IFERC	CGT			\$2,8000	
Financial	8/1/2015	5/2/2013	\$4,133	3224684	Men&LynchCom E EM	IFERC	CGT			\$2,8000	
Financial	8/1/2015	6/7/2013	\$4,159	3224693	JPMorganChase Bank E	IFERC	CGT			\$2,8000	
Financial	8/1/2015	6/14/2013	\$4,166	3224697	Macquarie Bank Ltd	IFERC	CGT			\$2,8000	
Financial	8/1/2015	5/29/2013	\$4,297	3224807	Credit Suisse Intl	IFERC	CGT			\$2,8000	
Financial	8/1/2015	6/6/2013	\$4,139	3224813	Men&LynchCom E EM	IFERC	CGT			\$2,8000	
Financial	8/1/2015	6/10/2013	\$4,189	3224815	Credit Suisse Intl	IFERC	Tarasco Zone 4			\$2,8600	


A2 A1 A3 A, B 2012
PBO



200/100


(PBC)

47-12.4




PBC

47-1 p.5




(PBC)

47-1
p. 6



PBC

47-1
p.7




(PBC)

47-1
P-8

(PBC)


47-1
P.9



PBC

47-1
p. 10


24



REC

47-1
2.11


pb



CONFIDENTIAL


PBC

47-1
8-12



(P66)


47-1
P-13



PBC

47-1


p. 14



PBU


47-1
2-15

26




PBC

47-1
p. 16



PBC

47-1
p. 17




FD-302

12/19/68

47-1

p. 18



47-1
219

CONFIDENTIAL

DEF Gas Hedging Status 2015

47-2-1

R

Duke Energy Florida, LLC.
2016 Hedging Activities
Docket No. 160001-EI
ACN 16-068-2-1

W

Physical/Financial	Put/Call	Month	Trade Date	Market Price on Trade Date	Trade Num	Counterparty	Market	Location	Volume	Fixed Price (\$/MMBtu)	Settlement (\$/MMBtu)	Savings/Cost on Hedge
Financial	Call	9/1/2015	1/9/2013	\$4.10	3227307	Citigroup Energy E	NYMEX NG L1D	Henry Hub			\$2.6380	
Financial	Put	9/1/2015	1/9/2013	\$4.10	3227307	Citigroup Energy E	NYMEX NG L1D	Henry Hub			\$2.6380	
Financial	Call	9/1/2015	1/28/2013	\$4.18	3227311	Morgan Stanley E	NYMEX NG L1D	Henry Hub			\$2.6380	
Financial	Put	9/1/2015	1/28/2013	\$4.18	3227311	Morgan Stanley E	NYMEX NG L1D	Henry Hub			\$2.6380	
Financial	Call	9/1/2015	8/4/2013	\$4.25	3227312	JPMorganChase Bank E	IFERC	CGT			\$2.5800	
Financial	Put	9/1/2015	8/4/2013	\$4.25	3227312	JPMorganChase Bank E	IFERC	CGT			\$2.5800	
Financial	Call	9/1/2015	4/14/2014	\$4.16	3227518	Merrill LynchCom E EM	IFERC	Henry Hub			\$2.6400	
Financial	Put	9/1/2015	4/14/2014	\$4.16	3227518	Merrill LynchCom E EM	IFERC	Henry Hub			\$2.6400	
Financial	Call	9/1/2015	5/16/2014	\$4.09	3227519	BKMONTREAL	NYMEX NG L1D	Henry Hub			\$2.6380	
Financial	Put	9/1/2015	5/16/2014	\$4.09	3227519	BKMONTREAL	NYMEX NG L1D	Henry Hub			\$2.6380	
Financial	Call	9/1/2015	6/10/2014	\$4.12	3227521	Merrill LynchCom E EM	NYMEX NG L1D	Henry Hub			\$2.6380	
Financial	Put	9/1/2015	6/10/2014	\$4.12	3227521	Merrill LynchCom E EM	NYMEX NG L1D	Henry Hub			\$2.6380	
Financial	Call	9/1/2015	2/10/2014	\$3.98	3227767	JPMorganChase Bank E	IFERC	Transco Zone 4			\$2.6300	
Financial	Put	9/1/2015	2/10/2014	\$3.98	3227767	JPMorganChase Bank E	IFERC	Transco Zone 4			\$2.6300	
Financial	Call	9/1/2015	7/21/2014	\$3.83	3238363	BKMONTREAL	IFERC	Henry Hub			\$2.6400	
Financial	Put	9/1/2015	7/21/2014	\$3.83	3238363	BKMONTREAL	IFERC	Henry Hub			\$2.6400	
Financial	Call	9/1/2015	8/20/2014	\$3.84	3245480	Citigroup Energy E	IFERC	Henry Hub			\$2.6400	
Financial	Put	9/1/2015	8/20/2014	\$3.84	3245480	Citigroup Energy E	IFERC	Henry Hub			\$2.6400	
Financial	Call	9/1/2015	9/3/2014	\$3.81	3251268	BKMONTREAL	IFERC	Henry Hub			\$2.6400	
Financial	Put	9/1/2015	9/3/2014	\$3.81	3251268	BKMONTREAL	IFERC	Henry Hub			\$2.6400	
Financial	Call	9/1/2015	10/13/2014	\$3.79	3264163	JPMorganChase Bank E	IFERC	Henry Hub			\$2.6400	
Financial	Put	9/1/2015	10/13/2014	\$3.79	3264163	JPMorganChase Bank E	IFERC	Henry Hub			\$2.6400	
Financial	Call	9/1/2015	10/20/2014	\$3.89	3266285	Morgan Stanley E	IFERC	Henry Hub			\$2.6400	
Financial	Put	9/1/2015	10/20/2014	\$3.89	3266285	Morgan Stanley E	IFERC	Henry Hub			\$2.6400	
Financial	Call	9/1/2015	12/2/2014	\$2.95	3279679	Citigroup Energy E	IFERC	Henry Hub			\$2.6400	
Financial	Put	9/1/2015	12/2/2014	\$2.95	3279679	Citigroup Energy E	IFERC	Henry Hub			\$2.6400	
Financial	Call	9/1/2015	1/12/2015	\$2.95	3292219	Citigroup Energy E	IFERC	Henry Hub			\$2.6400	
Financial	Put	9/1/2015	1/12/2015	\$2.95	3292219	Citigroup Energy E	IFERC	Henry Hub			\$2.6400	
Financial	Call	9/1/2015	1/30/2015	\$2.81	3298153	Morgan Stanley E	NYMEX NG L1D	Henry Hub			\$2.6380	
Financial	Put	9/1/2015	1/30/2015	\$2.81	3298153	Morgan Stanley E	NYMEX NG L1D	Henry Hub			\$2.6380	
Financial	Call	9/1/2015	2/9/2015	\$2.80	3301239	Merrill LynchCom E EM	NYMEX NG L1D	Henry Hub			\$2.6380	
Financial	Put	9/1/2015	2/9/2015	\$2.80	3301239	Merrill LynchCom E EM	NYMEX NG L1D	Henry Hub			\$2.6380	
Financial	Call	9/1/2015	2/17/2015	\$2.91	3304156	Macquarie Bank Ltd	NYMEX NG L1D	Henry Hub			\$2.6380	
Financial	Put	9/1/2015	2/17/2015	\$2.91	3304156	Macquarie Bank Ltd	NYMEX NG L1D	Henry Hub			\$2.6380	
Financial	Call	9/1/2015	3/4/2015	\$2.90	3310401	Morgan Stanley E	NYMEX NG L1D	Henry Hub			\$2.6380	
Financial	Put	9/1/2015	3/4/2015	\$2.90	3310401	Morgan Stanley E	NYMEX NG L1D	Henry Hub			\$2.6380	
Financial	Call	9/1/2015	3/3/2015	\$2.82	3312102	Morgan Stanley E	NYMEX NG L1D	Henry Hub			\$2.6380	
Financial	Put	9/1/2015	3/3/2015	\$2.82	3312102	Morgan Stanley E	NYMEX NG L1D	Henry Hub			\$2.6380	
Financial	Call	9/1/2015	3/23/2015	\$2.87	3317624	BKMONTREAL	NYMEX NG L1D	Henry Hub			\$2.6380	
Financial	Put	9/1/2015	3/23/2015	\$2.87	3317624	BKMONTREAL	NYMEX NG L1D	Henry Hub			\$2.6380	
Financial	Call	9/1/2015	4/10/2015	\$2.65	3321624	Scotia Bank	NYMEX NG L1D	Henry Hub			\$2.6380	
Financial	Put	9/1/2015	4/10/2015	\$2.65	3321624	Scotia Bank	NYMEX NG L1D	Henry Hub			\$2.6380	
Financial	Call	9/1/2015	5/15/2015	\$3.09	3327183	Scotia Bank	NYMEX NG L1D	Henry Hub			\$2.6380	
Financial	Put	9/1/2015	5/15/2015	\$3.09	3327183	Scotia Bank	NYMEX NG L1D	Henry Hub			\$2.6380	
Financial	Call	9/1/2015	5/19/2015	\$3.01	3328119	Morgan Stanley E	NYMEX NG L1D	Henry Hub			\$2.6380	
Financial	Put	9/1/2015	5/19/2015	\$3.01	3328119	Morgan Stanley E	NYMEX NG L1D	Henry Hub			\$2.6380	
Financial	Call	9/1/2015	6/10/2015	\$2.93	3332907	BKMONTREAL	NYMEX NG L1D	Henry Hub			\$2.6380	
Financial	Put	9/1/2015	6/10/2015	\$2.93	3332907	BKMONTREAL	NYMEX NG L1D	Henry Hub			\$2.6380	
Financial	Call	9/1/2015	7/6/2007	\$6.85	3223026	JPMorganChase Bank E	IFERC	Henry Hub			\$2.6400	
Financial	Put	9/1/2015	7/11/2007	\$6.81	3223331	JPMorganChase Bank E	IFERC	Henry Hub			\$2.6400	
Financial	Call	9/1/2015	7/19/2007	\$7.01	3223333	Morgan Stanley E	IFERC	Henry Hub			\$2.6400	
Financial	Put	9/1/2015	7/19/2007	\$7.01	3223333	Morgan Stanley E	IFERC	Henry Hub			\$2.6400	

C, D 1 of 17

11/10/15

CONFIDENTIAL

47-2
pv

2

Duke Energy Florida, LLC.
2016 Hedging Activities
Docket No. 160001-EI
ACN 16-068-2-1

Physical/Financial	Month	Trade Date	Market Price on Trade Date	Trade Num	Counterparty	Market	Location	Volume	Fixed Price (\$/MMBtu)	Settlement (\$/MMBtu)	Savings/Cost on Hedge
Financial	9/1/2015	8/14/2007	\$7.15	3223336	Morgan Stanley E	IFERC	Henry Hub			\$2.6400	
Financial	9/1/2015	8/28/2007	\$6.93	3223424	Merrill LynchCom E EM	IFERC	Henry Hub			\$2.6400	
Financial	9/1/2015	9/12/2007	\$7.25	3223426	Macquarie Bank Ltd	IFERC	Henry Hub			\$2.6400	
Financial	9/1/2015	9/26/2007	\$7.05	3223428	Merrill LynchCom E EM	IFERC	Henry Hub			\$2.6400	
Financial	9/1/2015	10/3/2007	\$6.98	3223432	JPMorganChase Bank E	IFERC	Henry Hub			\$2.6400	
Financial	9/1/2015	10/19/2007	\$7.16	3223434	Morgan Stanley E	IFERC	Henry Hub			\$2.6400	
Financial	9/1/2015	11/6/2007	\$7.23	3223439	Morgan Stanley E	IFERC	Henry Hub			\$2.6400	
Financial	9/1/2015	12/10/2007	\$7.68	3223475	Morgan Stanley E	IFERC	Henry Hub			\$2.6400	
Financial	9/1/2015	12/27/2007	\$6.04	3223537	Morgan Stanley E	IFERC	Henry Hub			\$2.6400	
Financial	9/1/2015	1/9/2008	\$7.81	3223541	Morgan Stanley E	IFERC	Henry Hub			\$2.6400	
Financial	9/1/2015	2/13/2008	\$6.11	3223544	JPMorganChase Bank E	IFERC	Henry Hub			\$2.6400	
Financial	9/1/2015	4/2/2008	\$6.76	3223546	Barclays Bank E	IFERC	Henry Hub			\$2.6400	
Financial	9/1/2015	2/29/2008	\$6.78	3223547	JPMorganChase Bank E	IFERC	Henry Hub			\$2.6400	
Financial	9/1/2015	4/25/2008	\$9.05	3223550	Morgan Stanley E	IFERC	Henry Hub			\$2.6400	
Financial	9/1/2015	6/12/2008	\$10.84	3223552	Barclays Bank E	IFERC	Henry Hub			\$2.6400	
Financial	9/1/2015	7/11/2008	\$10.48	3223567	Credit Suisse Intl	IFERC	Henry Hub			\$2.6400	
Financial	Financial Swap	9/1/2015	10/21/2008	\$7.57	3223569	Morgan Stanley E	IFERC	Henry Hub		\$2.6400	
Financial	Financial Swap	9/1/2015	12/2/2008	\$7.78	3223742	Barclays Bank E	NYMEX NG L1D	Henry Hub		\$2.6380	
Financial	Financial Swap	9/1/2015	11/15/2009	\$7.17	3223744	Barclays Bank E	NYMEX NG L1D	Henry Hub		\$2.6380	
Financial	Financial Swap	9/1/2015	11/7/2012	\$4.25	3224216	Barclays Bank E	NYMEX NG L1D	Henry Hub		\$2.6380	
Financial	Financial Swap	9/1/2015	11/9/2012	\$4.22	3224219	Credit Suisse Intl	NYMEX NG L1D	Henry Hub		\$2.6380	
Financial	Financial Swap	9/1/2015	11/13/2012	\$4.32	3224220	Morgan Stanley E	NYMEX NG L1D	Henry Hub		\$2.6380	
Financial	Financial Swap	9/1/2015	11/15/2012	\$4.26	3224229	Barclays Bank E	NYMEX NG L1D	Henry Hub		\$2.6380	
Financial	Financial Swap	9/1/2015	11/19/2012	\$4.25	3224232	Barclays Bank E	NYMEX NG L1D	Henry Hub		\$2.6380	
Financial	Financial Swap	9/1/2015	11/27/2012	\$4.32	3224245	Morgan Stanley E	NYMEX NG L1D	Henry Hub		\$2.6380	
Financial	Financial Swap	9/1/2015	11/28/2012	\$4.21	3224252	Barclays Bank E	IFERC	CGT		\$2.5800	
Financial	Financial Swap	9/1/2015	12/10/2012	\$4.09	3224276	JPMorganChase Bank E	IFERC	CGT		\$2.5800	
Financial	Financial Swap	9/1/2015	12/27/2012	\$4.13	3224280	Barclays Bank E	IFERC	CGT		\$2.5800	
Financial	Financial Swap	9/1/2015	1/23/2013	\$4.22	3224337	Barclays Bank E	IFERC	CGT		\$2.5800	
Financial	Financial Swap	9/1/2015	1/24/2013	\$4.18	3224381	JPMorganChase Bank E	IFERC	CGT		\$2.5800	
Financial	Financial Swap	9/1/2015	2/6/2013	\$4.17	3224384	JPMorganChase Bank E	IFERC	CGT		\$2.5800	
Financial	Financial Swap	9/1/2015	2/8/2013	\$4.12	3224508	Morgan Stanley E	IFERC	CGT		\$2.5800	
Financial	Financial Swap	9/1/2015	2/13/2013	\$4.16	3224509	Morgan Stanley E	IFERC	CGT		\$2.5800	
Financial	Financial Swap	9/1/2015	3/5/2013	\$4.19	3224604	Credit Suisse Intl	IFERC	CGT		\$2.5800	
Financial	Financial Swap	9/1/2015	3/18/2013	\$4.20	3224618	JPMorganChase Bank E	IFERC	CGT		\$2.5800	
Financial	Financial Swap	9/1/2015	3/22/2013	\$4.19	3224620	Crigroup Energy E	IFERC	CGT		\$2.5800	
Financial	Financial Swap	9/1/2015	3/26/2013	\$4.21	3224621	JPMorganChase Bank E	IFERC	CGT		\$2.5800	
Financial	Financial Swap	9/1/2015	4/3/2013	\$4.19	3224640	Macquarie Bank Ltd	IFERC	CGT		\$2.5800	
Financial	Financial Swap	9/1/2015	4/9/2013	\$4.12	3224679	Barclays Bank E	IFERC	CGT		\$2.5800	
Financial	Financial Swap	9/1/2015	4/16/2013	\$4.21	3224681	JPMorganChase Bank E	IFERC	CGT		\$2.5800	
Financial	Financial Swap	9/1/2015	4/24/2013	\$4.21	3224682	Crigroup Energy E	IFERC	CGT		\$2.5800	
Financial	Financial Swap	9/1/2015	4/26/2013	\$4.18	3224683	JPMorganChase Bank E	IFERC	CGT		\$2.5800	
Financial	Financial Swap	9/1/2015	5/2/2013	\$4.14	3224684	Merrill LynchCom E EM	IFERC	CGT		\$2.5800	
Financial	Financial Swap	9/1/2015	5/7/2013	\$4.16	3224693	JPMorganChase Bank E	IFERC	CGT		\$2.5800	
Financial	Financial Swap	9/1/2015	5/14/2013	\$4.17	3224697	Macquarie Bank Ltd	IFERC	CGT		\$2.5800	
Financial	Financial Swap	9/1/2015	5/29/2013	\$4.30	3224807	Credit Suisse Intl	IFERC	CGT		\$2.5800	
Financial	Financial Swap	9/1/2015	6/6/2013	\$4.14	3224813	Merrill LynchCom E EM	IFERC	CGT		\$2.5800	
Financial	Financial Swap	9/1/2015	6/10/2013	\$4.20	3224815	Credit Suisse Intl	IFERC	Transco Zone 4		\$2.6300	
Financial	Financial Swap	9/1/2015	6/12/2013	\$4.14	3224817	Barclays Bank E	IFERC	Transco Zone 4		\$2.6300	
Financial	Financial Swap	9/1/2015	6/20/2013	\$4.19	3224818	Morgan Stanley E	IFERC	Transco Zone 4		\$2.6300	
Financial	Financial Swap	9/1/2015	6/26/2013	\$4.19	3224826	JPMorganChase Bank E	IFERC	Transco Zone 4		\$2.6300	
Financial	Financial Swap	9/1/2015	6/28/2013	\$4.13	3224914	Merrill LynchCom E EM	IFERC	Transco Zone 4		\$2.6300	
Financial	Financial Swap	9/1/2015	7/11/2013	\$4.18	3224915	Morgan Stanley E	IFERC	Transco Zone 4		\$2.6300	
Financial	Financial Swap	9/1/2015	7/16/2013	\$4.21	3224916	Morgan Stanley E	IFERC	Transco Zone 4		\$2.6300	

C, P 2017



CONFIDENTIAL

47-273

Physical/Financial	Instrument	Put/Call	Month	Trade Date	Market Price on Trade Date	Trade Num	Counterparty	Market	Location	Volume	Fixed Price (\$/MMBtu)	Settlement (\$/MMBtu)	Savings/Cost on Hedge
Financial	Financial Swap		9/1/2015	7/25/2013	\$4.14	3224919	Cligroup Energy E	IFERC	Transco Zone 4			\$2.6300	
Financial	Financial Swap		9/1/2015	7/29/2013	\$4.07	3224921	JPMorganChase Bank E	IFERC	Transco Zone 4			\$2.6300	
Financial	Financial Swap		9/1/2015	7/30/2013	\$4.05	3224923	Credit Suisse Intl	IFERC	Transco Zone 4			\$2.6300	
Financial	Financial Swap		9/1/2015	8/1/2013	\$4.05	3224925	Cligroup Energy E	IFERC	Transco Zone 4			\$2.6300	
Financial	Financial Swap		9/1/2015	8/5/2013	\$4.02	3224927	Credit Suisse Intl	IFERC	Transco Zone 4			\$2.6300	
Financial	Financial Swap		9/1/2015	8/23/2013	\$4.09	3225044	Morgan Stanley E	IFERC	Transco Zone 4			\$2.6300	
Financial	Financial Swap		9/1/2015	8/29/2013	\$4.03	3225050	JPMorganChase Bank E	IFERC	CGT			\$2.5800	
Financial	Financial Swap		9/1/2015	8/9/2013	\$3.99	3225057	Merill LynchCom E EM	IFERC	CGT			\$2.5800	
Financial	Financial Swap		9/1/2015	11/1/2013	\$3.77	3225265	Morgan Stanley E	IFERC	CGT			\$2.5800	
Financial	Financial Swap		9/1/2015	2/27/2014	\$3.97	3226557	Merill LynchCom E EM	IFERC	Transco Zone 4			\$2.6300	
Financial	Financial Swap		9/1/2015	6/25/2014	\$4.14	3228840	BK MONTREAL	IFERC	Henry Hub			\$2.6400	
Financial	Financial Swap		9/1/2015	10/23/2014	\$3.52	3267250	JPMorganChase Bank E	IFERC	CGT			\$2.5800	
Financial	Financial Swap		9/1/2015	12/15/2014	\$3.51	3283784	Macquarie Bank Ltd	IFERC	Transco Zone 4			\$2.6300	
Financial	Financial Swap		9/1/2015	12/17/2014	\$3.48	3284453	Macquarie Bank Ltd	IFERC	Transco Zone 4			\$2.6300	
Financial	Financial Swap		9/1/2015	12/23/2014	\$3.20	3286344	Cligroup Energy E	IFERC	Transco Zone 4			\$2.6300	
Financial	Financial Swap		9/1/2015	1/20/2015	\$2.87	3294866	Macquarie Bank Ltd	IFERC	Transco Zone 4			\$2.6300	
Financial	Financial Swap		9/1/2015	1/29/2015	\$2.85	3297904	Merill LynchCom E EM	NYMEX NG L1D	Henry Hub			\$2.6300	
Financial	Financial Swap		9/1/2015	2/23/2015	\$3.01	3305466	Merill LynchCom E EM	NYMEX NG L1D	Henry Hub			\$2.6300	
Financial	Financial Swap		9/1/2015	2/26/2015	\$2.84	3307910	Merill LynchCom E EM	NYMEX NG L1D	Henry Hub			\$2.6300	
Financial	Financial Swap		9/1/2015	4/9/2015	\$2.67	3321455	SHIP Panos E EM	NYMEX NG L1D	Henry Hub			\$2.6300	
Financial	Financial Swap		9/1/2015	4/16/2015	\$2.80	3322457	Cligroup Energy E	NYMEX NG L1D	Henry Hub			\$2.6300	
Financial	Financial Swap		9/1/2015	4/20/2015	\$2.67	3323023	JPMorganChase Bank E	IFERC	Transco Zone 4			\$2.6300	
Financial	Financial Swap		9/1/2015	4/27/2015	\$2.59	3324163	Cligroup Energy E	IFERC	Transco Zone 4			\$2.6300	
Financial	Financial Swap		9/1/2015	5/29/2015	\$2.59	3330748	Macquarie Bank Ltd	IFERC	Columbia Gulf			\$2.5800	
Financial	Financial Swap		9/1/2015	6/2/2015	\$2.65	3331414	Scotia Bank	IFERC	Columbia Gulf			\$2.5800	

*

Duke Energy Florida, LLC.
2016 Hedging Activities
Docket No. 160001-EI
ACN 16-068-2-1

C.D
30+17




b




150

47-2p.4

20




b



C
Got 17

47-2
p.6






WORKS (MM)

COMMUNICATIONS

C-70117




47-2
p.7




47-2
p.8

b



47-2
85


W



47-2
p.10

4


6



REC

47-27.11

6




47-2
p.12

()


(2)

6



47-2
P13


2



47-2
P-14



60




1501

47-2
P.15



6



PH

47-2
P16

CONFIDENTIAL

47-3-1

Physical/Financial	Put/Call	Month	Trade Date	Market Price as Trade Date	Trade Num	Counterparty	Market	Location	Volume	Fixed Price (\$/MMBtu)	Settlement (\$/MMBtu)	Savings/Cost on Hedge
Financial	Call	10/1/2015	1/9/2013	\$4.14	3227307	Citigroup Energy E	NYMEX NG L1D	Henry Hub			\$2.5630	
Financial	Put	10/1/2015	1/9/2013	\$4.14	3227307	Citigroup Energy E	NYMEX NG L1D	Henry Hub			\$2.5630	
Financial	Call	10/1/2015	1/28/2013	\$4.21	3227311	Morgan Stanley E	NYMEX NG L1D	Henry Hub			\$2.5630	
Financial	Put	10/1/2015	1/28/2013	\$4.21	3227311	Morgan Stanley E	NYMEX NG L1D	Henry Hub			\$2.5630	
Financial	Call	10/1/2015	6/4/2013	\$4.27	3227312	JPMorganChase Bank E	IFERC	CGT			\$2.4700	
Financial	Put	10/1/2015	6/4/2013	\$4.27	3227312	JPMorganChase Bank E	IFERC	CGT			\$2.4700	
Financial	Call	10/1/2015	5/15/2014	\$4.11	3227510	BKMONTREAL	NYMEX NG L1D	Henry Hub			\$2.5630	
Financial	Put	10/1/2015	5/15/2014	\$4.11	3227510	BKMONTREAL	NYMEX NG L1D	Henry Hub			\$2.5630	
Financial	Call	10/1/2015	6/10/2014	\$4.14	3227521	Merril LynchCom E EM	NYMEX NG L1D	Henry Hub			\$2.5630	
Financial	Put	10/1/2015	6/10/2014	\$4.14	3227521	Merril LynchCom E EM	NYMEX NG L1D	Henry Hub			\$2.5630	
Financial	Call	10/1/2015	2/10/2014	\$4.00	3227767	JPMorganChase Bank E	IFERC	Tennessee Zone 4			\$2.5300	
Financial	Put	10/1/2015	2/10/2014	\$4.00	3227767	JPMorganChase Bank E	IFERC	Tennessee Zone 4			\$2.5300	
Financial	Call	10/1/2015	4/10/2015	\$2.58	3321624	Scotia Bank	NYMEX NG L1D	Henry Hub			\$2.5630	
Financial	Put	10/1/2015	4/10/2015	\$2.58	3321624	Scotia Bank	NYMEX NG L1D	Henry Hub			\$2.5630	
Financial	Call	10/1/2015	5/15/2015	\$3.10	3327183	Scotia Bank	NYMEX NG L1D	Henry Hub			\$2.5630	
Financial	Put	10/1/2015	5/15/2015	\$3.10	3327183	Scotia Bank	NYMEX NG L1D	Henry Hub			\$2.5630	
Financial	Call	10/1/2015	5/19/2015	\$3.04	3328119	Morgan Stanley E	NYMEX NG L1D	Henry Hub			\$2.5630	
Financial	Put	10/1/2015	5/19/2015	\$3.04	3328119	Morgan Stanley E	NYMEX NG L1D	Henry Hub			\$2.5630	
Financial	Call	10/1/2015	6/10/2015	\$2.96	3332907	BKMONTREAL	NYMEX NG L1D	Henry Hub			\$2.5630	
Financial	Put	10/1/2015	6/10/2015	\$2.96	3332907	BKMONTREAL	NYMEX NG L1D	Henry Hub			\$2.5630	
Financial	Financial Swap	10/1/2015	7/5/2007	\$6.94	3223326	JPMorganChase Bank E	IFERC	Henry Hub			\$2.5600	
Financial	Financial Swap	10/1/2015	7/11/2007	\$6.91	3223331	JPMorganChase Bank E	IFERC	Henry Hub			\$2.5600	
Financial	Financial Swap	10/1/2015	7/19/2007	\$7.11	3223333	Morgan Stanley E	IFERC	Henry Hub			\$2.5600	
Financial	Financial Swap	10/1/2015	8/14/2007	\$7.25	3223336	Morgan Stanley E	IFERC	Henry Hub			\$2.5600	
Financial	Financial Swap	10/1/2015	8/29/2007	\$7.02	3223424	Merril LynchCom E EM	IFERC	Henry Hub			\$2.5600	
Financial	Financial Swap	10/1/2015	9/12/2007	\$7.34	3223426	Macquarie Bank Ltd	IFERC	Henry Hub			\$2.5600	
Financial	Financial Swap	10/1/2015	9/26/2007	\$7.32	3223429	Merril LynchCom E EM	IFERC	Henry Hub			\$2.5600	
Financial	Financial Swap	10/1/2015	10/3/2007	\$7.05	3223432	JPMorganChase Bank E	IFERC	Henry Hub			\$2.5600	
Financial	Financial Swap	10/1/2015	10/18/2007	\$7.22	3223434	Morgan Stanley E	IFERC	Henry Hub			\$2.5600	
Financial	Financial Swap	10/1/2015	11/5/2007	\$7.29	3223439	Morgan Stanley E	IFERC	Henry Hub			\$2.5600	
Financial	Financial Swap	10/1/2015	12/10/2007	\$7.74	3223475	Morgan Stanley E	IFERC	Henry Hub			\$2.5600	
Financial	Financial Swap	10/1/2015	12/27/2007	\$8.10	3223537	Morgan Stanley E	IFERC	Henry Hub			\$2.5600	
Financial	Financial Swap	10/1/2015	1/9/2008	\$7.95	3223541	Morgan Stanley E	IFERC	Henry Hub			\$2.5600	
Financial	Financial Swap	10/1/2015	2/13/2008	\$8.17	3223544	JPMorganChase Bank E	IFERC	Henry Hub			\$2.5600	
Financial	Financial Swap	10/1/2015	4/2/2008	\$8.84	3223546	Barclays Bank E	IFERC	Henry Hub			\$2.5600	
Financial	Financial Swap	10/1/2015	2/29/2008	\$8.85	3223547	JPMorganChase Bank E	IFERC	Henry Hub			\$2.5600	
Financial	Financial Swap	10/1/2015	4/25/2008	\$9.13	3223550	Morgan Stanley E	IFERC	Henry Hub			\$2.5600	
Financial	Financial Swap	10/1/2015	6/12/2008	\$10.82	3223552	Barclays Bank E	IFERC	Henry Hub			\$2.5600	
Financial	Financial Swap	10/1/2015	7/11/2008	\$10.58	3223567	Credit Suisse Intl	IFERC	Henry Hub			\$2.5600	
Financial	Financial Swap	10/1/2015	10/21/2008	\$7.65	3223569	Morgan Stanley E	IFERC	Henry Hub			\$2.5600	
Financial	Financial Swap	10/1/2015	12/2/2008	\$7.85	3223742	Barclays Bank E	NYMEX NG L1D	Henry Hub			\$2.5630	
Financial	Financial Swap	10/1/2015	1/15/2009	\$7.25	3223744	Barclays Bank E	NYMEX NG L1D	Henry Hub			\$2.5630	
Financial	Financial Swap	10/1/2015	1/7/2012	\$4.29	3224216	Barclays Bank E	NYMEX NG L1D	Henry Hub			\$2.5630	
Financial	Financial Swap	10/1/2015	11/5/2012	\$4.26	3224219	Credit Suisse Intl	NYMEX NG L1D	Henry Hub			\$2.5630	
Financial	Financial Swap	10/1/2015	11/13/2012	\$4.36	3224220	Morgan Stanley E	NYMEX NG L1D	Henry Hub			\$2.5630	
Financial	Financial Swap	10/1/2015	11/15/2012	\$4.29	3224229	Barclays Bank E	NYMEX NG L1D	Henry Hub			\$2.5630	
Financial	Financial Swap	10/1/2015	11/19/2012	\$4.29	3224232	Barclays Bank E	NYMEX NG L1D	Henry Hub			\$2.5630	
Financial	Financial Swap	10/1/2015	11/27/2012	\$4.36	3224245	Morgan Stanley E	NYMEX NG L1D	Henry Hub			\$2.5630	
Financial	Financial Swap	10/1/2015	11/28/2012	\$4.25	3224252	Barclays Bank E	IFERC	CGT			\$2.4700	
Financial	Financial Swap	10/1/2015	12/10/2012	\$4.12	3224276	JPMorganChase Bank E	IFERC	CGT			\$2.4700	
Financial	Financial Swap	10/1/2015	12/27/2012	\$4.16	3224280	Barclays Bank E	IFERC	CGT			\$2.4700	
Financial	Financial Swap	10/1/2015	1/23/2013	\$4.28	3224337	Barclays Bank E	IFERC	CGT			\$2.4700	
Financial	Financial Swap	10/1/2015	1/24/2013	\$4.22	3224381	JPMorganChase Bank E	IFERC	CGT			\$2.4700	
Financial	Financial Swap	10/1/2015	2/5/2013	\$4.20	3224384	JPMorganChase Bank E	IFERC	CGT			\$2.4700	

Duke Energy Florida, LLC.
2016 Hedging Activities
Docket No. 160001-EI
ACN 16-068-2-1

2

E, F 10/21



CONFIDENTIAL

47-3
P.V

2

Physical/Financial	Unit	Month	Trade Date	Strike Price on Trade Date	Trade Num	Counterparty	Market	Location	Volume	Face Price (\$/MMBtu)	Settlement (\$/MWh)	Savings/Cost on Hedge
Financial	Financial Swap	10/1/2015	2/9/2013	\$4.16	3224508	Morgan Stanley E	IFERC	CGT			\$2.4700	
Financial	Financial Swap	10/1/2015	2/13/2013	\$4.20	3224509	Morgan Stanley E	IFERC	CGT			\$2.4700	
Financial	Financial Swap	10/1/2015	3/5/2013	\$4.23	3224604	Credit Suisse Int'l	IFERC	CGT			\$2.4700	
Financial	Financial Swap	10/1/2015	3/18/2013	\$4.24	3224618	JPMorganChase Bank E	IFERC	CGT			\$2.4700	
Financial	Financial Swap	10/1/2015	3/22/2013	\$4.22	3224620	Citigroup Energy E	IFERC	CGT			\$2.4700	
Financial	Financial Swap	10/1/2015	3/26/2013	\$4.24	3224621	JPMorganChase Bank E	IFERC	CGT			\$2.4700	
Financial	Financial Swap	10/1/2015	4/3/2013	\$4.22	3224640	Macquarie Bank Ltd	IFERC	CGT			\$2.4700	
Financial	Financial Swap	10/1/2015	4/9/2013	\$4.15	3224679	Barclays Bank E	IFERC	CGT			\$2.4700	
Financial	Financial Swap	10/1/2015	4/16/2013	\$4.24	3224681	JPMorganChase Bank E	IFERC	CGT			\$2.4700	
Financial	Financial Swap	10/1/2015	4/24/2013	\$4.25	3224682	Citigroup Energy E	IFERC	CGT			\$2.4700	
Financial	Financial Swap	10/1/2015	4/28/2013	\$4.22	3224683	JPMorganChase Bank E	IFERC	CGT			\$2.4700	
Financial	Financial Swap	10/1/2015	5/2/2013	\$4.16	3224684	Mem'l yncCom E EM	IFERC	CGT			\$2.4700	
Financial	Financial Swap	10/1/2015	5/7/2013	\$4.19	3224693	JPMorganChase Bank E	IFERC	CGT			\$2.4700	
Financial	Financial Swap	10/1/2015	5/14/2013	\$4.19	3224697	Macquarie Bank Ltd	IFERC	CGT			\$2.4700	
Financial	Financial Swap	10/1/2015	5/29/2013	\$4.32	3224807	Credit Suisse Int'l	IFERC	CGT			\$2.4700	
Financial	Financial Swap	10/1/2015	6/6/2013	\$4.17	3224813	Mem'l yncCom E EM	IFERC	CGT			\$2.4700	
Financial	Financial Swap	10/1/2015	6/10/2013	\$4.22	3224815	Credit Suisse Int'l	IFERC	Transco Zone 4			\$2.5300	
Financial	Financial Swap	10/1/2015	6/12/2013	\$4.17	3224817	Barclays Bank E	IFERC	Transco Zone 4			\$2.5300	
Financial	Financial Swap	10/1/2015	6/20/2013	\$4.21	3224818	Morgan Stanley E	IFERC	Transco Zone 4			\$2.5300	
Financial	Financial Swap	10/1/2015	6/25/2013	\$4.22	3224826	JPMorganChase Bank E	IFERC	Transco Zone 4			\$2.5300	
Financial	Financial Swap	10/1/2015	6/26/2013	\$4.15	3224914	Mem'l yncCom E EM	IFERC	Transco Zone 4			\$2.5300	
Financial	Financial Swap	10/1/2015	7/11/2013	\$4.18	3224915	Morgan Stanley E	IFERC	Transco Zone 4			\$2.5300	
Financial	Financial Swap	10/1/2015	7/16/2013	\$4.23	3224916	Morgan Stanley E	IFERC	Transco Zone 4			\$2.5300	
Financial	Financial Swap	10/1/2015	7/25/2013	\$4.15	3224919	Citigroup Energy E	IFERC	Transco Zone 4			\$2.5300	
Financial	Financial Swap	10/1/2015	7/29/2013	\$4.09	3224921	JPMorganChase Bank E	IFERC	Transco Zone 4			\$2.5300	
Financial	Financial Swap	10/1/2015	7/30/2013	\$4.07	3224923	Credit Suisse Int'l	IFERC	Transco Zone 4			\$2.5300	
Financial	Financial Swap	10/1/2015	8/1/2013	\$4.07	3224925	Citigroup Energy E	IFERC	Transco Zone 4			\$2.5300	
Financial	Financial Swap	10/1/2015	8/5/2013	\$4.04	3224927	Credit Suisse Int'l	IFERC	Transco Zone 4			\$2.5300	
Financial	Financial Swap	10/1/2015	8/23/2013	\$4.11	3225044	Morgan Stanley E	IFERC	Transco Zone 4			\$2.5300	
Financial	Financial Swap	10/1/2015	8/29/2013	\$4.05	3225050	JPMorganChase Bank E	IFERC	CGT			\$2.4700	
Financial	Financial Swap	10/1/2015	9/9/2013	\$4.01	3225057	Mem'l yncCom E EM	IFERC	CGT			\$2.4700	
Financial	Financial Swap	10/1/2015	11/1/2013	\$3.80	3225265	Morgan Stanley E	IFERC	CGT			\$2.4700	
Financial	Financial Swap	10/1/2015	2/27/2014	\$3.99	3226557	Mem'l yncCom E EM	IFERC	Transco Zone 4			\$2.5300	
Financial	Financial Swap	10/1/2015	10/23/2014	\$3.55	3267250	JPMorganChase Bank E	IFERC	CGT			\$2.4700	
Financial	Financial Swap	10/1/2015	12/15/2014	\$3.54	3283784	Macquarie Bank Ltd	IFERC	Transco Zone 4			\$2.5300	
Financial	Financial Swap	10/1/2015	12/17/2014	\$3.51	3284453	Macquarie Bank Ltd	IFERC	Transco Zone 4			\$2.5300	
Financial	Financial Swap	10/1/2015	12/23/2014	\$3.23	3285344	Citigroup Energy E	IFERC	Transco Zone 4			\$2.5300	
Financial	Financial Swap	10/1/2015	1/26/2015	\$2.91	3294866	Macquarie Bank Ltd	IFERC	Transco Zone 4			\$2.5300	
Financial	Financial Swap	10/1/2015	2/3/2015	\$3.03	3306466	Mem'l yncCom E EM	NYMEX NG L1D	Henry Hub			\$2.5630	
Financial	Financial Swap	10/1/2015	4/16/2015	\$2.83	3322457	Citigroup Energy E	NYMEX NG L1D	Henry Hub			\$2.5630	
Financial	Financial Swap	10/1/2015	4/20/2015	\$2.71	3323023	JPMorganChase Bank E	IFERC	Transco Zone 4			\$2.5300	
Financial	Financial Swap	10/1/2015	4/27/2015	\$3.03	3324163	Citigroup Energy E	IFERC	Transco Zone 4			\$2.5300	
Financial	Financial Swap	10/1/2015	6/29/2015	\$2.62	3330748	Macquarie Bank Ltd	IFERC	Columbia Gut			\$2.4700	
Financial	Financial Swap	10/1/2015	6/2/2015	\$2.68	3331414	Scotia Bank	IFERC	Columbia Gut			\$2.4700	

Duke Energy Florida, LLC.
2016 Hedging Activities
Docket No. 16000 I-EI
ACN 16-068-2-1

LW

E, F 20121

*

()


6



47-3
123


47-3

2




47-3
p.4

CONFIDENTIAL




20




47-5
p.6

2




47-3
p.7

1952




47-3
P.8

b




47-3 p.5

26




2




10

CONFIDENTIAL

76



47-3 p.12




*

FILED


47-3
P.13

47-3
p.14


47-3
P.15




47-3
P.16




47-3
P.17





47-3
p.19



47-3
P.20

CONFIDENTIAL

47-4
2.1

Duke Energy Florida, LLC.
2016 Hedging Activities
Docket No. 160001-EI
FACN 16-068-2-1

Physical/Financial	Call	Month	Trade Date	Market Price on Trade Date	Trade Num	Counterparty	Market	Location	Volume	Fixed Price (\$/MWh)	Settlement (\$/MWh)	Savings/Cost on Hedge
Financial	Call	11/1/2015	1/9/2013	\$4.23	3227307	Edgroup Energy E	NYMEX NG LID	Henry Hub			\$2.0330	
Financial	Put	11/1/2015	1/9/2013	\$4.23	3227307	Edgroup Energy E	NYMEX NG LID	Henry Hub			\$2.0330	
Financial	Cap	11/1/2015	1/28/2013	\$4.30	3227311	Morgan Stanley E	NYMEX NG LID	Henry Hub			\$2.0330	
Financial	Put	11/1/2015	1/28/2013	\$4.30	3227311	Morgan Stanley E	NYMEX NG LID	Henry Hub			\$2.0330	
Financial	Call	11/1/2015	6/4/2013	\$4.35	3227312	JPMorganChase Bank E	IFERC	CGT			\$1.9400	
Financial	Put	11/1/2015	6/4/2013	\$4.35	3227312	JPMorganChase Bank E	IFERC	CGT			\$1.9400	
Financial	Call	11/1/2015	5/19/2015	\$3.13	3328129	BKMONTREAL	NYMEX NG LID	Henry Hub			\$2.0330	
Financial	Put	11/1/2015	5/19/2015	\$3.13	3328129	BKMONTREAL	NYMEX NG LID	Henry Hub			\$2.0330	
Financial	Call	11/1/2015	8/18/2015	\$2.84	3347636	Edgroup Energy E	NYMEX NG LID	Henry Hub			\$2.0330	
Financial	Put	11/1/2015	8/18/2015	\$2.84	3347636	Edgroup Energy E	NYMEX NG LID	Henry Hub			\$2.0330	
Financial	Call	11/1/2015	8/21/2015	\$2.79	3348334	BKMONTREAL	NYMEX NG LID	Henry Hub			\$2.0330	
Financial	Put	11/1/2015	8/21/2015	\$2.79	3348334	BKMONTREAL	NYMEX NG LID	Henry Hub			\$2.0330	
Financial	Call	11/1/2015	8/9/2015	\$2.74	3352226	Morgan Stanley E	NYMEX NG LID	Henry Hub			\$2.0330	
Financial	Put	11/1/2015	8/9/2015	\$2.74	3352226	Morgan Stanley E	NYMEX NG LID	Henry Hub			\$2.0330	
Financial	Call	11/1/2015	9/18/2015	\$2.68	3354168	Scotiabank	NYMEX NG LID	Henry Hub			\$2.0330	
Financial	Put	11/1/2015	9/18/2015	\$2.68	3354168	Scotiabank	NYMEX NG LID	Henry Hub			\$2.0330	
Financial	Financial Swap	11/1/2015	9/26/2007	\$7.43	3223428	Merill LynchCom E EM	IFERC	Henry Hub			\$2.0300	
Financial	Financial Swap	11/1/2015	10/19/2007	\$7.50	3223434	Morgan Stanley E	IFERC	Henry Hub			\$2.0300	
Financial	Financial Swap	11/1/2015	11/6/2007	\$7.58	3223439	Morgan Stanley E	IFERC	Henry Hub			\$2.0300	
Financial	Financial Swap	11/1/2015	4/2/2008	\$9.14	3223548	Barclays Bank E	IFERC	Henry Hub			\$2.0300	
Financial	Financial Swap	11/1/2015	2/29/2008	\$9.13	3223547	JPMorganChase Bank E	IFERC	Henry Hub			\$2.0300	
Financial	Financial Swap	11/1/2015	6/5/2013	\$4.04	3224926	Morgan Stanley E	IFERC	CGT			\$1.9400	
Financial	Financial Swap	11/1/2015	6/6/2013	\$4.02	3224928	Merill LynchCom E EM	IFERC	CGT			\$1.9400	
Financial	Financial Swap	11/1/2015	8/7/2013	\$3.98	3224929	Merill LynchCom E EM	IFERC	CGT			\$1.9400	
Financial	Financial Swap	11/1/2015	8/9/2013	\$3.97	3225039	Morgan Stanley E	IFERC	CGT			\$1.9400	
Financial	Financial Swap	11/1/2015	8/12/2013	\$4.00	3225040	JPMorganChase Bank E	IFERC	CGT			\$1.9400	
Financial	Financial Swap	11/1/2015	8/14/2013	\$4.03	3225041	Merill LynchCom E EM	IFERC	CGT			\$1.9400	
Financial	Financial Swap	11/1/2015	8/20/2013	\$4.11	3225042	Morgan Stanley E	IFERC	CGT			\$1.9400	
Financial	Financial Swap	11/1/2015	8/23/2013	\$4.11	3225043	Edgroup Energy E	IFERC	CGT			\$1.9400	
Financial	Financial Swap	11/1/2015	8/27/2013	\$4.12	3225046	Morgan Stanley E	IFERC	CGT			\$1.9400	
Financial	Financial Swap	11/1/2015	8/29/2013	\$4.13	3225047	JPMorganChase Bank E	IFERC	CGT			\$1.9400	
Financial	Financial Swap	11/1/2015	8/9/2013	\$4.09	3225056	JPMorganChase Bank E	IFERC	CGT			\$1.9400	
Financial	Financial Swap	11/1/2015	9/10/2013	\$4.10	3225060	Macquarie Bank Ltd	IFERC	CGT			\$1.9400	
Financial	Financial Swap	11/1/2015	9/12/2013	\$4.09	3225068	Edgroup Energy E	IFERC	CGT			\$1.9400	
Financial	Financial Swap	11/1/2015	9/13/2013	\$4.12	3225069	Edgroup Energy E	IFERC	CGT			\$1.9400	
Financial	Financial Swap	11/1/2015	9/25/2013	\$4.04	3225071	Morgan Stanley E	IFERC	CGT			\$1.9400	
Financial	Financial Swap	11/1/2015	9/27/2013	\$4.10	3225088	BKMONTREAL	IFERC	CGT			\$1.9400	
Financial	Financial Swap	11/1/2015	10/3/2013	\$4.02	3225107	JPMorganChase Bank E	IFERC	CGT			\$1.9400	
Financial	Financial Swap	11/1/2015	10/8/2013	\$4.14	3225120	Morgan Stanley E	IFERC	CGT			\$1.9400	
Financial	Financial Swap	11/1/2015	10/15/2013	\$4.15	3225202	BKMONTREAL	IFERC	CGT			\$1.9400	
Financial	Financial Swap	11/1/2015	10/21/2013	\$4.09	3225203	JPMorganChase Bank E	IFERC	CGT			\$1.9400	
Financial	Financial Swap	11/1/2015	1/14/2014	\$3.85	3225285	Macquarie Bank Ltd	IFERC	CGT			\$1.9400	
Financial	Financial Swap	11/1/2015	1/22/2014	\$4.03	3226328	JPMorganChase Bank E	IFERC	CGT			\$1.9400	
Financial	Financial Swap	11/1/2015	1/24/2014	\$4.02	3226334	JPMorganChase Bank E	IFERC	CGT			\$1.9400	
Financial	Financial Swap	11/1/2015	1/27/2014	\$3.99	3226373	BKMONTREAL	IFERC	CGT			\$1.9400	
Financial	Financial Swap	11/1/2015	2/5/2014	\$4.07	3226378	BKMONTREAL	IFERC	Transco Zone 4			\$2.0200	
Financial	Financial Swap	11/1/2015	2/7/2014	\$4.08	3226447	JPMorganChase Bank E	IFERC	Transco Zone 4			\$2.0200	
Financial	Financial Swap	11/1/2015	2/26/2014	\$4.05	3226554	Macquarie Bank Ltd	IFERC	Transco Zone 4			\$2.0200	
Financial	Financial Swap	11/1/2015	3/12/2014	\$4.13	3226563	JPMorganChase Bank E	IFERC	Transco Zone 4			\$2.0200	
Financial	Financial Swap	11/1/2015	3/18/2014	\$4.12	3226566	Macquarie Bank Ltd	IFERC	Transco Zone 4			\$2.0200	
Financial	Financial Swap	11/1/2015	3/25/2014	\$4.15	3226569	Macquarie Bank Ltd	IFERC	Transco Zone 4			\$2.0200	
Financial	Financial Swap	11/1/2015	4/16/2014	\$4.23	3226754	Merill LynchCom E EM	IFERC	Transco Zone 4			\$2.0200	
Financial	Financial Swap	11/1/2015	5/21/2014	\$4.16	3226790	Macquarie Bank Ltd	IFERC	Transco Zone 4			\$2.0200	
Financial	Financial Swap	11/1/2015	5/27/2014	\$4.18	3226796	Merill LynchCom E EM	IFERC	Henry Hub			\$2.0300	

9, 11, 16, 19



CONFIDENTIAL

47-4
p.v

Physical/Financial	Instrument	PULCat	Month	Trade Date	Market Price on Trade Date	Trade Num	Counterparty	Market	Location	Volume	Fixed Price (\$/MMBtu)	Settlement (\$/MMBtu)	Savings/Cost on Hedge
Financial	Financial Swap		11/1/2015	6/16/2014	\$4.31	3226501	JPMorganChase Bank E	IFERC	Trancco Zone 4			\$2.0200	
Financial	Financial Swap		11/1/2015	6/23/2014	\$4.22	3226503	Merill LynchCom E EM	IFERC	Trancco Zone 4			\$2.0200	
Financial	Financial Swap		11/1/2015	7/25/2014	\$3.87	3238365	Citigroup Energy E	IFERC	Henry Hub			\$2.0300	
Financial	Financial Swap		11/1/2015	7/31/2014	\$3.91	3240105	BKMONTREAL	IFERC	Henry Hub			\$2.0000	3
Financial	Financial Swap		11/1/2015	8/13/2014	\$3.95	3243601	BKMONTREAL	IFERC	Henry Hub			\$2.0300	3
Financial	Financial Swap		11/1/2015	8/4/2014	\$4.00	3251815	JPMorganChase Bank E	IFERC	Trancco Zone 4			\$2.0200	
Financial	Financial Swap		11/1/2015	9/22/2014	\$3.85	3257541	Citigroup Energy E	IFERC	CGT			\$1.9400	
Financial	Financial Swap		11/1/2015	10/30/2014	\$3.73	3269357	JPMorganChase Bank E	IFERC	CGT			\$1.9400	
Financial	Financial Swap		11/1/2015	12/23/2014	\$3.35	3266345	Merill LynchCom E EM	NYMEX NG L1D	Henry Hub			\$2.0300	
Financial	Financial Swap		11/1/2015	1/20/2015	\$3.06	3294665	Citigroup Energy E	NYMEX NG L1D	Henry Hub			\$2.0300	
Financial	Financial Swap		11/1/2015	1/29/2015	\$3.00	3297902	BNP Paribas E,EM	IFERC	Trancco Zone 4			\$2.0200	
Financial	Financial Swap		11/1/2015	2/9/2015	\$2.94	3301240	BNP Paribas E,EM	IFERC	Trancco Zone 4			\$2.0200	
Financial	Financial Swap		11/1/2015	2/23/2015	\$3.11	3306467	Scottia Bank	NYMEX NG L1D	Henry Hub			\$2.0300	
Financial	Financial Swap		11/1/2015	2/26/2015	\$2.97	3307909	BNP Paribas E,EM	NYMEX NG L1D	Henry Hub			\$2.0300	
Financial	Financial Swap		11/1/2015	3/4/2015	\$2.83	3310403	JPMorganChase Bank E	IFERC	Trancco Zone 4			\$2.0200	
Financial	Financial Swap		11/1/2015	3/9/2015	\$2.95	3312109	JPMorganChase Bank E	IFERC	Trancco Zone 4			\$2.0200	
Financial	Financial Swap		11/1/2015	3/25/2015	\$2.99	3317625	JPMorganChase Bank E	IFERC	Trancco Zone 4			\$2.0200	
Financial	Financial Swap		11/1/2015	4/9/2015	\$2.82	3321456	BNP Paribas E,EM	NYMEX NG L1D	Henry Hub			\$2.0300	
Financial	Financial Swap		11/1/2015	4/16/2015	\$2.92	3322458	Merill LynchCom E EM	NYMEX NG L1D	Henry Hub			\$2.0300	
Financial	Financial Swap		11/1/2015	4/20/2015	\$2.82	3323024	Mezzuarie Bank Ltd	IFERC	Trancco Zone 4			\$2.0200	
Financial	Financial Swap		11/1/2015	4/27/2015	\$2.79	3324164	Morgan Stanley E	IFERC	Trancco Zone 4			\$2.0200	
Financial	Financial Swap		11/1/2015	5/29/2015	\$2.73	3330748	Merill LynchCom E EM	IFERC	Columbia Gulf			\$1.8400	
Financial	Financial Swap		11/1/2015	10/1/2015	\$2.44	3356603	BKMONTREAL	IFERC	Trancco Zone 4			\$2.0200	


Duke Energy Florida, L.L.C.
2016 Hedging Activities
Docket No. 160001-EI
ACN 16-068-2-1

G.H
2019

*

Ed
h-ch


(Ed)



2


h-6
h-6h

CONFIDENTIAL




92

S.D
b-1b




99

10




47-4
p.6

25




47-4
p.7

26




47-4
P.8

26




47-4
P.5

(2)




47-4
P. 10

re




20




1201
47-4
P.12

2




130
47-4
p.13

80




47-4₈2-14


10-2




47-4,
P. 12



26



47-4
P17



47-14
D-18

CONFIDENTIAL

47-5
0.1

Physical/Financial	Put/Call	Month	Trade Date	Market Price on Trade Date	Trade Num	Counterparty	Market	Location	Volume	Fixed Price (\$/MMBtu)	Settlement (\$/MMBtu)	Savings/Cost on Hedge
Financial	Call	12/1/2015	1/9/2013	\$4.43	3227307	Citigroup Energy E	NYMEX NG L1D	Henry Hub			\$2,2060	
Financial	Put	12/1/2015	1/9/2013	\$4.43	3227307	Citigroup Energy E	NYMEX NG L1D	Henry Hub			\$2,2060	
Financial	Call	12/1/2015	1/28/2013	\$4.49	3227311	Morgan Stanley E	NYMEX NG L1D	Henry Hub			\$2,2060	
Financial	Put	12/1/2015	1/28/2013	\$4.49	3227311	Morgan Stanley E	NYMEX NG L1D	Henry Hub			\$2,2060	
Financial	Call	12/1/2015	6/4/2013	\$4.54	3227312	JPMorganChase Bank E	IFERC	CGT			\$2,1200	
Financial	Put	12/1/2015	6/4/2013	\$4.54	3227312	JPMorganChase Bank E	IFERC	CGT			\$2,1200	
Financial	Call	12/1/2015	9/19/2015	\$3.26	3328129	BKMONTREAL	NYMEX NG L1D	Henry Hub			\$2,2060	
Financial	Put	12/1/2015	9/19/2015	\$3.26	3328129	BKMONTREAL	NYMEX NG L1D	Henry Hub			\$2,2060	
Financial	Call	12/1/2015	8/18/2015	\$3.00	3347636	Citigroup Energy E	NYMEX NG L1D	Henry Hub			\$2,2060	
Financial	Put	12/1/2015	8/18/2015	\$3.00	3347636	Citigroup Energy E	NYMEX NG L1D	Henry Hub			\$2,2060	
Financial	Call	12/1/2015	8/21/2015	\$2.94	3348334	BKMONTREAL	NYMEX NG L1D	Henry Hub			\$2,2060	
Financial	Put	12/1/2015	8/21/2015	\$2.94	3348334	BKMONTREAL	NYMEX NG L1D	Henry Hub			\$2,2060	
Financial	Call	12/1/2015	9/9/2015	\$2.90	3352226	Morgan Stanley E	NYMEX NG L1D	Henry Hub			\$2,2060	
Financial	Put	12/1/2015	9/9/2015	\$2.90	3352226	Morgan Stanley E	NYMEX NG L1D	Henry Hub			\$2,2060	
Financial	Call	12/1/2015	9/18/2015	\$2.83	3354168	Scots Bank	NYMEX NG L1D	Henry Hub			\$2,2060	
Financial	Put	12/1/2015	9/18/2015	\$2.83	3354168	Scots Bank	NYMEX NG L1D	Henry Hub			\$2,2060	
Financial		12/1/2015	9/25/2007	\$7.73	3223428	Mem'l yncCom E EM	IFERC	Henry Hub			\$2,2100	
Financial		12/1/2015	10/19/2007	\$7.79	3223434	Morgan Stanley E	IFERC	Henry Hub			\$2,2100	
Financial	Financial Swap	12/1/2015	11/6/2007	\$7.88	3223439	Morgan Stanley E	IFERC	Henry Hub			\$2,2100	
Financial	Financial Swap	12/1/2015	1/2/2008	\$9.53	3223546	Barclays Bank E	IFERC	Henry Hub			\$2,2100	
Financial	Financial Swap	12/1/2015	2/29/2008	\$9.48	3223547	JPMorganChase Bank E	IFERC	Henry Hub			\$2,2100	
Financial	Financial Swap	12/1/2015	8/5/2013	\$4.21	3224926	Morgan Stanley E	IFERC	CGT			\$2,1200	
Financial	Financial Swap	12/1/2015	8/5/2013	\$4.19	3224928	Mem'l yncCom E EM	IFERC	CGT			\$2,1200	
Financial	Financial Swap	12/1/2015	8/7/2013	\$4.15	3224929	Mem'l yncCom E EM	IFERC	CGT			\$2,1200	
Financial	Financial Swap	12/1/2015	8/9/2013	\$4.14	3225039	Morgan Stanley E	IFERC	CGT			\$2,1200	
Financial	Financial Swap	12/1/2015	8/12/2013	\$4.17	3225040	JPMorganChase Bank E	IFERC	CGT			\$2,1200	
Financial	Financial Swap	12/1/2015	8/14/2013	\$4.20	3225041	Mem'l yncCom E EM	IFERC	CGT			\$2,1200	
Financial	Financial Swap	12/1/2015	8/20/2013	\$4.28	3225042	Morgan Stanley E	IFERC	CGT			\$2,1200	
Financial	Financial Swap	12/1/2015	8/23/2013	\$4.28	3225043	Citigroup Energy E	IFERC	CGT			\$2,1200	
Financial	Financial Swap	12/1/2015	8/27/2013	\$4.29	3225048	Morgan Stanley E	IFERC	CGT			\$2,1200	
Financial	Financial Swap	12/1/2015	8/29/2013	\$4.30	3225047	JPMorganChase Bank E	IFERC	CGT			\$2,1200	
Financial	Financial Swap	12/1/2015	9/9/2013	\$4.26	3225058	JPMorganChase Bank E	IFERC	CGT			\$2,1200	
Financial	Financial Swap	12/1/2015	9/10/2013	\$4.27	3225060	Macquarie Bank Ltd	IFERC	CGT			\$2,1200	
Financial	Financial Swap	12/1/2015	9/12/2013	\$4.25	3225068	Citigroup Energy E	IFERC	CGT			\$2,1200	
Financial	Financial Swap	12/1/2015	9/13/2013	\$4.29	3225069	Citigroup Energy E	IFERC	CGT			\$2,1200	
Financial	Financial Swap	12/1/2015	9/25/2013	\$4.21	3225071	Morgan Stanley E	IFERC	CGT			\$2,1200	
Financial	Financial Swap	12/1/2015	9/27/2013	\$4.27	3225088	BKMONTREAL	IFERC	CGT			\$2,1200	
Financial	Financial Swap	12/1/2015	10/3/2013	\$4.18	3225107	JPMorganChase Bank E	IFERC	CGT			\$2,1200	
Financial	Financial Swap	12/1/2015	10/9/2013	\$4.38	3225120	Morgan Stanley E	IFERC	CGT			\$2,1200	
Financial	Financial Swap	12/1/2015	10/15/2013	\$4.31	3225202	BKMONTREAL	IFERC	CGT			\$2,1200	
Financial	Financial Swap	12/1/2015	10/21/2013	\$4.25	3225203	JPMorganChase Bank E	IFERC	CGT			\$2,1200	
Financial	Financial Swap	12/1/2015	11/4/2013	\$4.00	3225285	Macquarie Bank Ltd	IFERC	CGT			\$2,1200	
Financial	Financial Swap	12/1/2015	1/22/2014	\$4.15	3226328	JPMorganChase Bank E	IFERC	CGT			\$2,1200	
Financial	Financial Swap	12/1/2015	1/24/2014	\$4.14	3226334	JPMorganChase Bank E	IFERC	CGT			\$2,1200	
Financial	Financial Swap	12/1/2015	1/27/2014	\$4.11	3226373	BKMONTREAL	IFERC	CGT			\$2,1200	
Financial	Financial Swap	12/1/2015	2/5/2014	\$4.23	3226378	BKMONTREAL	IFERC	Transco Zone 4			\$2,2200	
Financial	Financial Swap	12/1/2015	2/7/2014	\$4.24	3226447	JPMorganChase Bank E	IFERC	Transco Zone 4			\$2,2200	
Financial	Financial Swap	12/1/2015	2/26/2014	\$4.23	3226554	Macquarie Bank Ltd	IFERC	Transco Zone 4			\$2,2200	
Financial	Financial Swap	12/1/2015	3/12/2014	\$4.30	3226583	JPMorganChase Bank E	IFERC	Transco Zone 4			\$2,2200	
Financial	Financial Swap	12/1/2015	3/18/2014	\$4.28	3226566	Macquarie Bank Ltd	IFERC	Transco Zone 4			\$2,2200	
Financial	Financial Swap	12/1/2015	3/25/2014	\$4.30	3226569	Macquarie Bank Ltd	IFERC	Transco Zone 4			\$2,2200	
Financial	Financial Swap	12/1/2015	4/14/2014	\$4.38	3226794	Mem'l yncCom E EM	IFERC	Transco Zone 4			\$2,2200	
Financial	Financial Swap	12/1/2015	5/21/2014	\$4.33	3226790	Macquarie Bank Ltd	IFERC	Transco Zone 4			\$2,2200	
Financial	Financial Swap	12/1/2015	5/27/2014	\$4.33	3226796	Mem'l yncCom E EM	IFERC	Henry Hub			\$2,2100	

Duke Energy Florida, LLC.
2016 Hedging Activities
Docket No. 160001-E1
ACN 16-068-2-1

W

I, S 10/20

CONFIDENTIAL

47-5
p.2

Physical/Financial	Instrument	Put/Call	Month	Trade Date	Market Price on Trade Date	Trade Num	Counterparty	ISINES	Location	Volume	Fixed Price (\$/MMBtu)	Settlement (\$/MMBtu)	Savings/Cost on Hedge
Financial	Financial Swap		12/1/2015	6/16/2014	\$4.45	3228901	JPMorganChase Bank E	IFERC	Transco Zone 4			\$2,2200	
Financial	Financial Swap		12/1/2015	6/23/2014	\$4.36	3226803	Merill LynchCom E EM	IFERC	Transco Zone 4			\$2,2200	
Financial	Financial Swap		12/1/2015	7/25/2014	\$4.05	3238365	Cigroup Energy E	IFERC	Henry Hub			\$2,2100	
Financial	Financial Swap		12/1/2015	7/31/2014	\$4.08	3240195	BKMONTREAL	IFERC	Henry Hub			\$2,2100	
Financial	Financial Swap		12/1/2015	8/13/2014	\$4.10	3243801	BKMONTREAL	IFERC	Henry Hub			\$2,2100	
Financial	Financial Swap		12/1/2015	8/4/2014	\$4.15	3251815	JPMorganChase Bank E	IFERC	Transco Zone 4			\$2,2200	
Financial	Financial Swap		12/1/2015	9/22/2014	\$4.03	3257541	Cigroup Energy E	IFERC	CGT			\$2,1200	
Financial	Financial Swap		12/1/2015	10/30/2014	\$3.88	3259357	JPMorganChase Bank E	IFERC	CGT			\$2,1200	
Financial	Financial Swap		12/1/2015	12/23/2014	\$3.55	3285345	Merill LynchCom E EM	NYMEX NG L1D	Henry Hub			\$2,2060	
Financial	Financial Swap		12/1/2015	1/20/2015	\$3.24	3294865	Cigroup Energy E	NYMEX NG L1D	Henry Hub			\$2,2060	
Financial	Financial Swap		12/1/2015	1/29/2015	\$3.19	3297902	BNP Paribas E,EM	IFERC	Transco Zone 4			\$2,2200	
Financial	Financial Swap		12/1/2015	2/9/2015	\$3.14	3301240	BNP Paribas E,EM	IFERC	Transco Zone 4			\$2,2200	
Financial	Financial Swap		12/1/2015	2/23/2015	\$3.25	3306487	Scotia Bank	NYMEX NG L1D	Henry Hub			\$2,2060	
Financial	Financial Swap		12/1/2015	2/26/2015	\$3.14	3307909	BNP Paribas E,EM	NYMEX NG L1D	Henry Hub			\$2,2060	
Financial	Financial Swap		12/1/2015	3/4/2015	\$3.10	3310403	JPMorganChase Bank E	IFERC	Transco Zone 4			\$2,2200	
Financial	Financial Swap		12/1/2015	3/9/2015	\$3.12	3312109	JPMorganChase Bank E	IFERC	Transco Zone 4			\$2,2200	
Financial	Financial Swap		12/1/2015	3/25/2015	\$3.15	3317625	JPMorganChase Bank E	IFERC	Transco Zone 4			\$2,2200	
Financial	Financial Swap		12/1/2015	4/2/2015	\$2.99	3321456	BNP Paribas E,EM	NYMEX NG L1D	Henry Hub			\$2,2060	
Financial	Financial Swap		12/1/2015	4/16/2015	\$3.10	3322458	Merill LynchCom E EM	NYMEX NG L1D	Henry Hub			\$2,2060	
Financial	Financial Swap		12/1/2015	4/20/2015	\$2.99	3323024	Maccorale Bank Ltd	IFERC	Transco Zone 4			\$2,2200	
Financial	Financial Swap		12/1/2015	4/27/2015	\$2.98	3324164	Morgan Stanley E	IFERC	Transco Zone 4			\$2,2200	
Financial	Financial Swap		12/1/2015	5/29/2015	\$2.92	3330749	Merill LynchCom E EM	IFERC	Columbia Gulf			\$2,1200	
Financial	Financial Swap		12/1/2015	10/1/2015	\$2.65	3356603	BKMONTREAL	IFERC	Transco Zone 4			\$2,2200	

*


Duke Energy Florida, LLC,
2016 Hedging Activities
Docket No. 160001-EI
ACN 16-068-2-1

F, J
2 of 20



0-3
5-6h

(111)




3 of 20


R

h.d
5-6h


(11)



20




47-5
P-5




47-5
P.6

47-5
p.7




47-5
p.8




47-5
p.9

8/10



47-5
P.10


db



47-5


47-5
P.11

2




47-5
p.12

2




47-5
P.13

10
e



47-5
p.14




47-5
P.15

1601²⁰
47-5
p. 16


CONFIDENTIAL

6



47-5
0.17

47-5
P.18



190 F 20
47-5
0.19

CONFIDENTIAL

47-6
p.2

Physical/Financial	Instrument	Part/Call	Month	Trade Date	Market Price on Trade Date	Trade Num	Counterparty	Market	Location	Valuata	Fixed Price (\$/MMBtu)	Settlement (\$/MMBtu)	Storage/Call on Hedge
Financial	Financial Swap		2/1/2016	9/4/2014	\$4 2570	3251815	JPMorganChase Bank E	IFERC	Transco Zone 4			\$2 2100	
Financial	Financial Swap		2/1/2016	9/22/2014	\$4 1260	3257541	Citigroup Energy E	IFERC	CGT			\$2 1300	
Financial	Financial Swap		2/1/2016	10/30/2014	\$3 9700	3289357	JPMorganChase Bank E	IFERC	CGT			\$2 1300	
Financial	Financial Swap		2/1/2016	12/23/2014	\$3 6970	3286345	Merill LynchCom E EM	NYMEX NG L1D	Henry Hub			\$2 1890	
Financial	Financial Swap		2/1/2016	1/20/2015	\$3 3780	3294865	Citigroup Energy E	NYMEX NG L1D	Henry Hub			\$2 1890	
Financial	Financial Swap		2/1/2016	1/29/2015	\$3 3350	3297902	BNP Paribas E,EM	IFERC	Transco Zone 4			\$2 2100	
Financial	Financial Swap		2/1/2016	2/9/2015	\$3 2815	3301240	BNP Paribas E,EM	IFERC	Transco Zone 4			\$2 2100	
Financial	Financial Swap		2/1/2016	2/23/2015	\$3 3420	3306467	Scotia Bank	NYMEX NG L1D	Henry Hub			\$2 1890	
Financial	Financial Swap		2/1/2016	2/26/2015	\$3 2460	3307909	BNP Paribas E,EM	NYMEX NG L1D	Henry Hub			\$2 1890	
Financial	Financial Swap		2/1/2016	3/4/2015	\$3 3115	3310403	JPMorganChase Bank E	IFERC	Transco Zone 4			\$2 2100	
Financial	Financial Swap		2/1/2016	3/9/2015	\$3 2475	3312109	JPMorganChase Bank E	IFERC	Transco Zone 4			\$2 2100	
Financial	Financial Swap		2/1/2016	3/25/2015	\$3 2835	3317625	JPMorganChase Bank E	IFERC	Transco Zone 4			\$2 2100	
Financial	Financial Swap		2/1/2016	4/9/2015	\$3 0970	3321458	BNP Paribas E,EM	NYMEX NG L1D	Henry Hub			\$2 1890	
Financial	Financial Swap		2/1/2016	4/16/2015	\$3 1890	3322458	Merill LynchCom E EM	NYMEX NG L1D	Henry Hub			\$2 1890	
Financial	Financial Swap		2/1/2016	4/20/2015	\$3 0890	3323024	Macquarie Bank Ltd	IFERC	Transco Zone 4			\$2 2100	
Financial	Financial Swap		2/1/2016	4/27/2015	\$3 0865	3324164	Morgan Stanley E	IFERC	Transco Zone 4			\$2 2100	
Financial	Financial Swap		2/1/2016	5/29/2015	\$3 0425	3330749	Merill LynchCom E EM	IFERC	Columbia Gas			\$2 1300	
Financial	Financial Swap		2/1/2016	10/1/2015	\$2 7825	3356803	BK MONTREAL	IFERC	Transco Zone 4			\$2 2100	
Financial	Financial Swap		2/1/2016	11/11/2015	\$2 4920	3364485	Scotia Bank	NYMEX NG L1D	Henry Hub			\$2 1890	
Financial	Financial Swap		2/1/2016	12/11/2015	\$2 0500	3370065	Scotia Bank	NYMEX NG L1D	Henry Hub			\$2 1890	
Financial	Financial Swap		2/1/2016	12/15/2015	\$1 9010	3370773	Merill LynchCom E EM	IFERC	Transco Zone 4			\$2 2100	


Duke Energy Florida, LLC.
2016 Hedging Activities
Docket No. 160001-EI
ACN 16-068-2-1

Handwritten mark resembling a stylized 'H' or 'A'.


K, L
2014

8.2


9-6



6




26



47-6
P.5


CONFIDENTIAL

2



47-b
p.6

6




1-20-52

1


47-6
P.7

76



47-6
p.8


6



47-6
p.9


47-6
p.9

2



47-6
p.10


2



(b)(5)


47-6
p.11

6



47-6
P.12

8



47-6
p.13

CONFIDENTIAL

17
47-7
0.1

Physical/Financial	Contract	Month	Trade Date	Market Price on Trade Date	Trade Num	Counterparty	Market	Location	Volume	Fixed Price (\$/M/Btu)	Settlement (\$/M/Btu)	Savings/Cost of Hedge
Financial	Call	3/1/2016	5/19/2015	\$3.3090	3328129	BKMONTREAL	NYMEX NG L1D	Henry Hub			\$1.7110	
Financial	Put	3/1/2016	5/19/2015	\$3.3090	3328129	BKMONTREAL	NYMEX NG L1D	Henry Hub			\$1.7110	
Financial	Call	3/1/2016	6/2/2015	\$3.1220	3331417	Morgan Stanley E	NYMEX NG L1D	Henry Hub			\$1.7110	
Financial	Put	3/1/2016	6/2/2015	\$3.1220	3331417	Morgan Stanley E	NYMEX NG L1D	Henry Hub			\$1.7110	
Financial	Call	3/1/2016	7/14/2015	\$3.2125	3339455	Morgan Stanley E	IFERC	Henry Hub			\$1.7000	
Financial	Put	3/1/2016	7/14/2015	\$3.2125	3339455	Morgan Stanley E	IFERC	Henry Hub			\$1.7000	
Financial	Call	3/1/2016	8/5/2015	\$3.1355	3344766	Merill LynchCom E EM	IFERC	Transco Zone 4			\$1.6900	
Financial	Put	3/1/2016	8/5/2015	\$3.1355	3344766	Merill LynchCom E EM	IFERC	Transco Zone 4			\$1.6900	
Financial	Call	3/1/2016	8/18/2015	\$3.0600	3347636	Citigroup Energy E	NYMEX NG L1D	Henry Hub			\$1.7110	
Financial	Put	3/1/2016	8/18/2015	\$3.0600	3347636	Citigroup Energy E	NYMEX NG L1D	Henry Hub			\$1.7110	
Financial	Call	3/1/2016	8/21/2015	\$3.0080	3348334	BKMONTREAL	NYMEX NG L1D	Henry Hub			\$1.7110	
Financial	Put	3/1/2016	8/21/2015	\$3.0080	3348334	BKMONTREAL	NYMEX NG L1D	Henry Hub			\$1.7110	
Financial	Call	3/1/2016	9/9/2015	\$2.9780	3352226	Morgan Stanley E	NYMEX NG L1D	Henry Hub			\$1.7110	
Financial	Put	3/1/2016	9/9/2015	\$2.9780	3352226	Morgan Stanley E	NYMEX NG L1D	Henry Hub			\$1.7110	
Financial	Call	3/1/2016	9/18/2015	\$2.9070	3354168	Scotiabank	NYMEX NG L1D	Henry Hub			\$1.7110	
Financial	Put	3/1/2016	9/18/2015	\$2.9070	3354168	Scotiabank	NYMEX NG L1D	Henry Hub			\$1.7110	
Financial	Financial Option	Put	3/1/2016	8/5/2013	\$4.2210	3224926	Morgan Stanley E	IFERC	CGT		\$1.6300	
Financial	Financial Swap	3/1/2016	8/5/2013	\$4.2060	3224928	Merill LynchCom E EM	IFERC	CGT			\$1.6300	
Financial	Financial Swap	3/1/2016	8/7/2013	\$4.1720	3224928	Merill LynchCom E EM	IFERC	CGT			\$1.6300	
Financial	Financial Swap	3/1/2016	8/9/2013	\$4.1550	3225039	Morgan Stanley E	IFERC	CGT			\$1.6300	
Financial	Financial Swap	3/1/2016	8/12/2013	\$4.1940	3225040	JPMorganChase Bank E	IFERC	CGT			\$1.6300	
Financial	Financial Swap	3/1/2016	8/14/2013	\$4.1980	3225041	Merill LynchCom E EM	IFERC	CGT			\$1.6300	
Financial	Financial Swap	3/1/2016	8/20/2013	\$4.2660	3225042	Morgan Stanley E	IFERC	CGT			\$1.6300	
Financial	Financial Swap	3/1/2016	8/23/2013	\$4.2720	3225043	Citigroup Energy E	IFERC	CGT			\$1.6300	
Financial	Financial Swap	3/1/2016	8/27/2013	\$4.2810	3225046	Morgan Stanley E	IFERC	CGT			\$1.6300	
Financial	Financial Swap	3/1/2016	8/29/2013	\$4.2940	3225047	JPMorganChase Bank E	IFERC	CGT			\$1.6300	
Financial	Financial Swap	3/1/2016	8/9/2013	\$4.2540	3225056	JPMorganChase Bank E	IFERC	CGT			\$1.6300	
Financial	Financial Swap	3/1/2016	8/10/2013	\$4.2490	3225060	Macquarie Bank Ltd	IFERC	CGT			\$1.6300	
Financial	Financial Swap	3/1/2016	8/12/2013	\$4.2310	3225068	Citigroup Energy E	IFERC	CGT			\$1.6300	
Financial	Financial Swap	3/1/2016	8/13/2013	\$4.2650	3225069	Citigroup Energy E	IFERC	CGT			\$1.6300	
Financial	Financial Swap	3/1/2016	8/25/2013	\$4.1890	3225071	Morgan Stanley E	IFERC	CGT			\$1.6300	
Financial	Financial Swap	3/1/2016	9/27/2013	\$4.2430	3225088	BKMONTREAL	IFERC	CGT			\$1.6300	
Financial	Financial Swap	3/1/2016	10/3/2013	\$4.1610	3225107	JPMorganChase Bank E	IFERC	CGT			\$1.6300	
Financial	Financial Swap	3/1/2016	10/8/2013	\$4.2740	3225120	Morgan Stanley E	IFERC	CGT			\$1.6300	
Financial	Financial Swap	3/1/2016	10/15/2013	\$4.2710	3225202	BKMONTREAL	IFERC	CGT			\$1.6300	
Financial	Financial Swap	3/1/2016	10/21/2013	\$4.2150	3225203	JPMorganChase Bank E	IFERC	CGT			\$1.6300	
Financial	Financial Swap	3/1/2016	11/4/2013	\$3.9950	3225285	Macquarie Bank Ltd	IFERC	CGT			\$1.6300	
Financial	Financial Swap	3/1/2016	1/22/2014	\$4.1630	3226328	JPMorganChase Bank E	IFERC	CGT			\$1.6300	
Financial	Financial Swap	3/1/2016	1/24/2014	\$4.1520	3226334	JPMorganChase Bank E	IFERC	CGT			\$1.6300	
Financial	Financial Swap	3/1/2016	1/27/2014	\$4.1300	3226373	BKMONTREAL	IFERC	CGT			\$1.6300	
Financial	Financial Swap	3/1/2016	2/5/2014	\$4.2710	3226378	BKMONTREAL	IFERC	Transco Zone 4			\$1.6900	
Financial	Financial Swap	3/1/2016	2/7/2014	\$4.2850	3226447	JPMorganChase Bank E	IFERC	Transco Zone 4			\$1.6900	
Financial	Financial Swap	3/1/2016	2/26/2014	\$4.3010	3226554	Macquarie Bank Ltd	IFERC	Transco Zone 4			\$1.6900	
Financial	Financial Swap	3/1/2016	3/12/2014	\$4.3600	3226583	JPMorganChase Bank E	IFERC	Transco Zone 4			\$1.6900	
Financial	Financial Swap	3/1/2016	3/18/2014	\$4.3280	3226566	Macquarie Bank Ltd	IFERC	Transco Zone 4			\$1.6900	
Financial	Financial Swap	3/1/2016	3/25/2014	\$4.3460	3226569	Macquarie Bank Ltd	IFERC	Transco Zone 4			\$1.6900	
Financial	Financial Swap	3/1/2016	4/14/2014	\$4.3980	3226754	Merill LynchCom E EM	IFERC	Transco Zone 4			\$1.6900	
Financial	Financial Swap	3/1/2016	5/21/2014	\$4.3730	3226790	Macquarie Bank Ltd	IFERC	Transco Zone 4			\$1.6900	
Financial	Financial Swap	3/1/2016	5/27/2014	\$4.3775	3226796	Merill LynchCom E EM	IFERC	Henry Hub			\$1.7000	
Financial	Financial Swap	3/1/2016	6/16/2014	\$4.4800	3226801	JPMorganChase Bank E	IFERC	Transco Zone 4			\$1.6900	
Financial	Financial Swap	3/1/2016	6/23/2014	\$4.3960	3226803	Merill LynchCom E EM	IFERC	Transco Zone 4			\$1.6900	
Financial	Financial Swap	3/1/2016	7/25/2014	\$4.1005	3238365	Citigroup Energy E	IFERC	Henry Hub			\$1.7000	
Financial	Financial Swap	3/1/2016	7/31/2014	\$4.1235	3240195	BKMONTREAL	IFERC	Henry Hub			\$1.7000	
Financial	Financial Swap	3/1/2016	8/13/2014	\$4.1325	3243801	BKMONTREAL	IFERC	Henry Hub			\$1.7000	

Duke Energy Florida, LLC.
2016 Hedging Activities
Docket No. 160001-EI
ACN 16-068-2-1

Handwritten initials/signature.

M.H 10/17



CONFIDENTIAL

Phys risk Financial	Instrument	Pa/Dat	Month	Trade Date	Market Price on Trade Date	Trade Num	Counterparty	Market	Location	Volume	Fixed Price (\$/MMBtu)	Settlement (\$/MMBtu)	Savings/Cost on Hedge
Financial	Financial Swap		3/1/2016	9/4/2014	\$4.1860	3251815	JPMorganChase Bank E	IFERC	Transco Zone 4			\$1.6900	
Financial	Financial Swap		3/1/2016	8/22/2014	\$4.0720	3257841	Cligroup Energy E	IFERC	CGT			\$1.6300	
Financial	Financial Swap		3/1/2016	10/30/2014	\$3.8120	3269357	JPMorganChase Bank E	IFERC	CGT			\$1.6300	
Financial	Financial Swap		3/1/2016	12/23/2014	\$3.6520	3286345	Merrill LynchCom E EM	NYMEX NG LID	Henry Hub			\$1.7110	
Financial	Financial Swap		3/1/2016	1/20/2015	\$3.3390	3294865	Cligroup Energy E	NYMEX NG LID	Henry Hub			\$1.7110	
Financial	Financial Swap		3/1/2016	1/29/2015	\$3.3030	3297902	BHP Paribas E,EM	IFERC	Transco Zone 4			\$1.6900	
Financial	Financial Swap		3/1/2016	2/3/2015	\$3.2495	3301240	BHP Paribas E,EM	IFERC	Transco Zone 4			\$1.6300	
Financial	Financial Swap		3/1/2016	2/23/2015	\$3.2920	3306467	Scots Bank	NYMEX NG LID	Henry Hub			\$1.7110	
Financial	Financial Swap		3/1/2016	2/26/2015	\$3.1970	3307909	BHP Paribas E,EM	NYMEX NG LID	Henry Hub			\$1.7110	
Financial	Financial Swap		3/1/2016	3/4/2015	\$3.2585	3310403	JPMorganChase Bank E	IFERC	Transco Zone 4			\$1.6900	
Financial	Financial Swap		3/1/2016	3/9/2015	\$3.2055	3312109	JPMorganChase Bank E	IFERC	Transco Zone 4			\$1.6900	
Financial	Financial Swap		3/1/2016	3/25/2015	\$3.2105	3317825	JPMorganChase Bank E	IFERC	Transco Zone 4			\$1.6900	
Financial	Financial Swap		3/1/2016	4/3/2015	\$3.0570	3321456	BHP Paribas E,EM	NYMEX NG LID	Henry Hub			\$1.7110	
Financial	Financial Swap		3/1/2016	4/16/2015	\$3.1430	3322458	Merrill LynchCom E EM	NYMEX NG LID	Henry Hub			\$1.7110	
Financial	Financial Swap		3/1/2016	4/20/2015	\$3.0440	3323024	Mazouze Bank Ltd	IFERC	Transco Zone 4			\$1.6900	
Financial	Financial Swap		3/1/2016	4/27/2015	\$3.0440	3324164	Morgan Stanley E	IFERC	Transco Zone 4			\$1.6900	
Financial	Financial Swap		3/1/2016	5/29/2015	\$2.9945	3330749	Merrill LynchCom E EM	IFERC	Columbia Gas			\$1.6300	
Financial	Financial Swap		3/1/2016	10/1/2015	\$2.7540	3356600	BK MONTREAL	IFERC	Transco Zone 4			\$1.6900	
Financial	Financial Swap		3/1/2016	12/15/2015	\$1.8525	3370773	Merrill LynchCom E EM	IFERC	Transco Zone 4			\$1.6900	


47-7
0.2

FB

Duke Energy Florida, LLC.
2016 Hedging Activities
Docket No. 160001-EI
ACN 16-068-2-1

M,N
2017


8-0
6-6h




26



0.0
47



26




47-2
p.5

(5)



47-7
D.6


6



for

47-7
P.7

26



80

47-7
p. 8


2



*

47-7
0.4

6




2990

N
10 Oct 17

47-7
P.10

CONFIDENTIAL


2



N
11 of 17
47-7
P. 11

CONFIDENTIAL


10



12/20/77


47-7
P.12

6




1002

N
13 of 17
47-7
0.13




14017
47-7
P.14



M
15 at 17
47-7
P.15

2



CONFIDENTIAL

19
47-8-1

Duke Energy Florida, LLC.
2016 Hedging Activities
Docket No. 160001-EI
ACN 16-068-2-1

Physical/Financial	Trade	Month	Trade Date	Market Price on Trade Date	Trade Num	Counterparty	Market	Location	Volume	Fixed Price (\$/MMBtu)	Settlement (\$/MMBtu)	Settle/Cast on Hedg
Financial	Call	4/1/2016	11/5/2013	\$3.8640	3227413	Citigroup Energy E	NYMEX NG L1D	Henry Hub			\$1.9030	
Financial	Put	4/1/2016	11/5/2013	\$3.8640	3227413	Citigroup Energy E	NYMEX NG L1D	Henry Hub			\$1.9030	
Financial	Call	4/1/2016	12/11/2013	\$4.0520	3227513	Citigroup Energy E	NYMEX NG L1D	Henry Hub			\$1.9030	
Financial	Put	4/1/2016	12/11/2013	\$4.0520	3227513	Citigroup Energy E	NYMEX NG L1D	Henry Hub			\$1.9030	
Financial	Call	4/1/2016	1/29/2014	\$4.0000	3227514	BK MONTREAL	NYMEX NG L1D	Henry Hub			\$1.9030	
Financial	Put	4/1/2016	1/29/2014	\$4.0000	3227514	BK MONTREAL	NYMEX NG L1D	Henry Hub			\$1.9030	
Financial	Call	4/1/2016	2/10/2014	\$3.9155	3227515	JPMorganChase Bank E	IFERC	Transco Zone 4			\$1.8700	
Financial	Put	4/1/2016	2/10/2014	\$3.9155	3227515	JPMorganChase Bank E	IFERC	Transco Zone 4			\$1.8700	
Financial	Call	4/1/2016	3/3/2014	\$3.9425	3227516	Merrill LynchCom E EM	IFERC	Transco Zone 4			\$1.8700	
Financial	Put	4/1/2016	3/3/2014	\$3.9425	3227516	Merrill LynchCom E EM	IFERC	Transco Zone 4			\$1.8700	
Financial	Call	4/1/2016	4/9/2014	\$4.0885	3227517	BK MONTREAL	IFERC	Henry Hub			\$1.9000	
Financial	Put	4/1/2016	4/9/2014	\$4.0885	3227517	BK MONTREAL	IFERC	Henry Hub			\$1.9000	
Financial	Call	4/1/2016	5/19/2014	\$4.0795	3227520	Merrill LynchCom E EM	IFERC	Henry Hub			\$1.9000	
Financial	Put	4/1/2016	5/19/2014	\$4.0795	3227520	Merrill LynchCom E EM	IFERC	Henry Hub			\$1.9000	
Financial	Call	4/1/2016	8/10/2014	\$4.1265	3227522	BK MONTREAL	IFERC	Henry Hub			\$1.9000	
Financial	Put	4/1/2016	8/10/2014	\$4.1265	3227522	BK MONTREAL	IFERC	Henry Hub			\$1.9000	
Financial	Call	4/1/2016	7/21/2014	\$3.9455	3238364	BK MONTREAL	IFERC	Henry Hub			\$1.9000	
Financial	Put	4/1/2016	7/21/2014	\$3.9455	3238364	BK MONTREAL	IFERC	Henry Hub			\$1.9000	
Financial	Call	4/1/2016	8/20/2014	\$3.9230	3246476	Macquarie Bank Ltd	NYMEX NG L1D	Henry Hub			\$1.9030	
Financial	Put	4/1/2016	8/20/2014	\$3.9230	3246476	Macquarie Bank Ltd	NYMEX NG L1D	Henry Hub			\$1.9030	
Financial	Call	4/1/2016	8/5/2014	\$3.9070	3252181	Citigroup Energy E	NYMEX NG L1D	Henry Hub			\$1.9030	
Financial	Put	4/1/2016	8/5/2014	\$3.9070	3252181	Citigroup Energy E	NYMEX NG L1D	Henry Hub			\$1.9030	
Financial	Call	4/1/2016	11/25/2014	\$3.2420	3277474	Merrill LynchCom E EM	NYMEX NG L1D	Henry Hub			\$1.9030	
Financial	Put	4/1/2016	11/25/2014	\$3.2420	3277474	Merrill LynchCom E EM	NYMEX NG L1D	Henry Hub			\$1.9030	
Financial	Call	4/1/2016	2/9/2015	\$3.0950	3301242	Citigroup Energy E	NYMEX NG L1D	Henry Hub			\$1.9030	
Financial	Put	4/1/2016	2/9/2015	\$3.0950	3301242	Citigroup Energy E	NYMEX NG L1D	Henry Hub			\$1.9030	
Financial	Call	4/1/2016	2/17/2015	\$3.1470	3304155	JPMorganChase Bank E	NYMEX NG L1D	Henry Hub			\$1.9030	
Financial	Put	4/1/2016	2/17/2015	\$3.1470	3304155	JPMorganChase Bank E	NYMEX NG L1D	Henry Hub			\$1.9030	
Financial	Call	4/1/2016	3/4/2015	\$3.0970	3310402	Morgan Stanley E	NYMEX NG L1D	Henry Hub			\$1.9030	
Financial	Put	4/1/2016	3/4/2015	\$3.0970	3310402	Morgan Stanley E	NYMEX NG L1D	Henry Hub			\$1.9030	
Financial	Call	4/1/2016	4/10/2015	\$2.9230	3321632	Macquarie Bank Ltd	NYMEX NG L1D	Henry Hub			\$1.9030	
Financial	Put	4/1/2016	4/10/2015	\$2.9230	3321632	Macquarie Bank Ltd	NYMEX NG L1D	Henry Hub			\$1.9030	
Financial	Call	4/1/2016	5/6/2015	\$3.0780	3325562	Macquarie Bank Ltd	NYMEX NG L1D	Henry Hub			\$1.9030	
Financial	Put	4/1/2016	5/6/2015	\$3.0780	3325562	Macquarie Bank Ltd	NYMEX NG L1D	Henry Hub			\$1.9030	
Financial	Call	4/1/2016	5/2/2015	\$2.9840	3331417	Morgan Stanley E	NYMEX NG L1D	Henry Hub			\$1.9030	
Financial	Put	4/1/2016	5/2/2015	\$2.9840	3331417	Morgan Stanley E	NYMEX NG L1D	Henry Hub			\$1.9030	
Financial	Call	4/1/2016	7/14/2015	\$3.0630	3339455	Morgan Stanley E	IFERC	Henry Hub			\$1.9000	
Financial	Put	4/1/2016	7/14/2015	\$3.0630	3339455	Morgan Stanley E	IFERC	Henry Hub			\$1.9000	
Financial	Call	4/1/2016	8/5/2015	\$2.9760	3344766	Merrill LynchCom E EM	IFERC	Transco Zone 4			\$1.8700	
Financial	Put	4/1/2016	8/5/2015	\$2.9760	3344766	Merrill LynchCom E EM	IFERC	Transco Zone 4			\$1.8700	
Financial	Call	4/1/2016	12/15/2015	\$2.0510	3370774	BNP Paribas E EM	NYMEX NG L1D	Henry Hub			\$1.9030	
Financial	Put	4/1/2016	12/15/2015	\$2.0510	3370774	BNP Paribas E EM	NYMEX NG L1D	Henry Hub			\$1.9030	
Financial	Financial Swap	4/1/2016	11/1/2013	\$3.8110	3225209	Morgan Stanley E	IFERC	CGT			\$1.8300	
Financial	Financial Swap	4/1/2016	11/1/2013	\$3.7770	3225282	BK MONTREAL	IFERC	CGT			\$1.8300	
Financial	Financial Swap	4/1/2016	11/7/2013	\$3.8300	3225287	JPMorganChase Bank E	IFERC	CGT			\$1.8300	
Financial	Financial Swap	4/1/2016	11/11/2013	\$3.8510	3225288	Merrill LynchCom E EM	IFERC	CGT			\$1.8300	
Financial	Financial Swap	4/1/2016	11/18/2013	\$3.8450	3225289	Merrill LynchCom E EM	IFERC	CGT			\$1.8300	
Financial	Financial Swap	4/1/2016	11/20/2013	\$3.8530	3225290	Macquarie Bank Ltd	IFERC	CGT			\$1.8300	
Financial	Financial Swap	4/1/2016	11/25/2013	\$3.8860	3225291	BK MONTREAL	IFERC	CGT			\$1.8300	
Financial	Financial Swap	4/1/2016	11/26/2013	\$4.0191	3225858	Macquarie Bank Ltd	IFERC	Transco Zone 4			\$1.8700	
Financial	Financial Swap	4/1/2016	12/2/2013	\$4.0701	3225859	Citigroup Energy E	IFERC	Transco Zone 4			\$1.8700	
Financial	Financial Swap	4/1/2016	12/5/2013	\$4.1071	3225864	JPMorganChase Bank E	IFERC	Transco Zone 4			\$1.8700	
Financial	Financial Swap	4/1/2016	12/9/2013	\$4.1311	3225874	Macquarie Bank Ltd	IFERC	Transco Zone 4			\$1.8700	
Financial	Financial Swap	4/1/2016	12/18/2013	\$4.0983	3226122	JPMorganChase Bank E	IFERC	Transco Zone 4			\$1.8700	

0-2/10/19

CONFIDENTIAL

47-8
p.2

2

Month	Trade Date	Market Price on Trade Date	Trade Num	Counterparty	Market	Location	Volume	Fixed Price (\$/MMBtu)	Settlement (\$/MMBtu)	Savings/Cost on Hedge
Financial	Fin	4/1/2016	1/10/2014	\$3,9075	3226130	JPMorganChase Bank E	IFERC	Transco Zone 4		
Financial	Fin	4/1/2016	1/22/2014	\$3,9955	3226321	Chigroup Energy E	IFERC	Transco Zone 4	\$1,8700	
Financial	Fin	4/1/2016	1/24/2014	\$3,9795	3226333	JPMorganChase Bank E	IFERC	Transco Zone 4	\$1,8700	
Financial	Fin	4/1/2016	1/27/2014	\$3,9725	3226348	Chigroup Energy E	IFERC	Transco Zone 4	\$1,8700	
Financial	Fin	4/1/2016	1/29/2014	\$3,9275	3226375	Macquarie Bank Ltd	IFERC	Transco Zone 4	\$1,8700	
Financial	Fin	4/1/2016	2/5/2014	\$3,9435	3226376	Merril LynchCom E EM	IFERC	Transco Zone 4	\$1,8700	
Financial	Fin	4/1/2016	2/8/2014	\$3,8480	3226430	BKMONTREAL	IFERC	CGT	\$1,8300	
Financial	Fin	4/1/2016	2/18/2014	\$3,8555	3226497	JPMorganChase Bank E	IFERC	CGT	\$1,8300	
Financial	Fin	4/1/2016	2/26/2014	\$3,8610	3226553	JPMorganChase Bank E	IFERC	CGT	\$1,8300	
Financial	Fin	4/1/2016	3/12/2014	\$3,9800	3226560	JPMorganChase Bank E	IFERC	CGT	\$1,8300	
Financial	Fin	4/1/2016	3/11/2014	\$3,9960	3226562	Merril LynchCom E EM	IFERC	CGT	\$1,8300	
Financial	Fin	4/1/2016	3/14/2014	\$3,9970	3226564	Macquarie Bank Ltd	IFERC	CGT	\$1,8300	
Financial	Fin	4/1/2016	3/18/2014	\$4,0405	3226565	Macquarie Bank Ltd	IFERC	Henry Hub	\$1,9000	
Financial	Fin	4/1/2016	3/25/2014	\$4,0735	3226568	BKMONTREAL	IFERC	Henry Hub	\$1,9000	
Financial	Fin	4/1/2016	4/1/2014	\$4,0765	3226746	BKMONTREAL	IFERC	Henry Hub	\$1,9000	
Financial	Financial Swap	4/1/2016	4/11/2014	\$4,0955	3226752	BKMONTREAL	IFERC	Henry Hub	\$1,9000	
Financial	Financial Swap	4/1/2016	4/28/2014	\$4,1525	3226757	JPMorganChase Bank E	IFERC	Henry Hub	\$1,9000	
Financial	Financial Swap	4/1/2016	6/26/2014	\$4,0805	3228844	Merril LynchCom E EM	IFERC	Transco Zone 4	\$1,8700	
Financial	Financial Swap	4/1/2016	8/18/2014	\$3,9610	3228524	JPMorganChase Bank E	IFERC	Transco Zone 4	\$1,8700	
Financial	Financial Swap	4/1/2016	10/23/2014	\$3,8450	3267232	Chigroup Energy E	IFERC	CGT	\$1,8300	
Financial	Financial Swap	4/1/2016	11/18/2014	\$3,8930	3275165	Merril LynchCom E EM	IFERC	CGT	\$1,8300	
Financial	Financial Swap	4/1/2016	12/15/2014	\$3,5880	3283780	Merril LynchCom E EM	IFERC	Columbia Gulf	\$1,8300	
Financial	Financial Swap	4/1/2016	12/23/2014	\$3,4010	3286346	Macquarie Bank Ltd	IFERC	Columbia Gulf	\$1,8300	
Financial	Financial Swap	4/1/2016	1/30/2015	\$3,1625	3298141	Macquarie Bank Ltd	IFERC	Transco Zone 4	\$1,8700	
Financial	Financial Swap	4/1/2016	3/25/2015	\$3,0745	3317827	Macquarie Bank Ltd	IFERC	Transco Zone 4	\$1,8700	
Financial	Financial Swap	4/1/2016	4/20/2015	\$2,9180	3323025	Chigroup Energy E	IFERC	Transco Zone 4	\$1,8700	
Financial	Financial Swap	4/1/2016	5/20/2015	\$3,1405	3329156	Morgan Stanley E	IFERC	Transco Zone 4	\$1,8700	
Financial	Financial Swap	4/1/2016	6/15/2015	\$3,1275	3333884	JPMorganChase Bank E	IFERC	Transco Zone 4	\$1,8700	
Financial	Financial Swap	4/1/2016	7/17/2015	\$3,0845	3340042	BNP Paribas E,EM	IFERC	Transco Zone 4	\$1,8700	
Financial	Financial Swap	4/1/2016	7/21/2015	\$3,1085	3340909	Merril LynchCom E EM	IFERC	Transco Zone 4	\$1,8700	
Financial	Financial Swap	4/1/2016	8/6/2015	\$2,9950	3345068	Macquarie Bank Ltd	IFERC	Transco Zone 4	\$1,8700	
Financial	Financial Swap	4/1/2016	8/21/2015	\$2,8820	3346333	BKMONTREAL	IFERC	Transco Zone 4	\$1,8700	
Financial	Financial Swap	4/1/2016	8/25/2015	\$2,8405	3349168	BNP Paribas E,EM	IFERC	Transco Zone 4	\$1,8700	
Financial	Financial Swap	4/1/2016	9/10/2015	\$2,8695	3352499	Macquarie Bank Ltd	IFERC	Transco Zone 4	\$1,8700	
Financial	Financial Swap	4/1/2016	9/14/2015	\$2,9035	3353288	Scotiabank	IFERC	Transco Zone 4	\$1,8700	
Financial	Financial Swap	4/1/2016	9/16/2015	\$2,8425	3353713	BKMONTREAL	IFERC	Transco Zone 4	\$1,8700	
Financial	Financial Swap	4/1/2016	10/1/2015	\$2,8385	3356604	BNP Paribas E,EM	IFERC	Transco Zone 4	\$1,8700	
Financial	Financial Swap	4/1/2016	10/2/2015	\$2,6610	3358822	Merril LynchCom E EM	IFERC	Transco Zone 4	\$1,8700	
Financial	Financial Swap	4/1/2016	10/12/2015	\$2,7490	3358458	BKMONTREAL	IFERC	Transco Zone 4	\$1,8700	
Financial	Financial Swap	4/1/2016	11/16/2015	\$2,4810	3365343	BNP Paribas E,EM	IFERC	Columbia Gulf	\$1,8300	
Financial	Financial Swap	4/1/2016	11/18/2015	\$2,4335	3365804	Macquarie Bank Ltd	IFERC	Columbia Gulf	\$1,8300	


Duke Energy Florida, LLC.
2016 Hedging Activities
Docket No. 160001-EI
ACN 16-068-2-1

0-2
2019


*

S.O

8-6h



nb




47-8
P.4

CONFIDENTIAL


(15)

26



47-8
A-2


51
b



(b)

47-8
p.6


mb



47-8
P-7


CONFIDENTIAL

(U) 2



801
47-8
P.8


b



19011

47-8
P.9

2




(b)(7)(C)

P
100+19

47-8
p.10


2



47-8

47-8
P. 11

2




47-8
0.12



CONFIDENTIAL


22



47-8
2.1.1

CONFIDENTIAL

10




11

47-8
P. 14


CONFIDENTIAL

8



47-8
P. 157

20




R
16 Oct 19

47-8
P. 16

(10/19)


b



1/20/19
47-8
P.17

✓

2



180
47-8
0.18

CONFIDENTIAL

47-9
P.1

Physical/Financial	Instrument	Pos/Call	Month	Trade Date	Market Price on Trade Date	Trade Num	Counterparty	Market	Settlement	Volume	Fixed Price (\$/MWh)	Settlement (\$/MWh)	Settlement on Hedge
Financial	Financial Option	Call	5/1/2016	11/5/2013	\$3.8760	3227413	Calgroup Energy E	NYMEX NG L1D	Henry Hub			\$1.9950	
Financial	Financial Option	Put	5/1/2016	11/5/2013	\$3.8760	3227413	Calgroup Energy E	NYMEX NG L1D	Henry Hub			\$1.9950	
Financial	Financial Option	Call	5/1/2016	12/11/2013	\$4.0640	3227513	Calgroup Energy E	NYMEX NG L1D	Henry Hub			\$1.9950	
Financial	Financial Option	Put	5/1/2016	12/11/2013	\$4.0640	3227513	Calgroup Energy E	NYMEX NG L1D	Henry Hub			\$1.9950	
Financial	Financial Option	Call	5/1/2016	1/29/2014	\$4.0060	3227514	BKMONTREAL	NYMEX NG L1D	Henry Hub			\$1.9950	
Financial	Financial Option	Put	5/1/2016	1/29/2014	\$4.0060	3227514	BKMONTREAL	NYMEX NG L1D	Henry Hub			\$1.9950	
Financial	Financial Option	Call	5/1/2016	2/10/2014	\$3.9253	3227515	JPMorganChase Bank E	IFERC	Trancco Zone 4			\$1.9950	
Financial	Financial Option	Put	5/1/2016	2/10/2014	\$3.9253	3227515	JPMorganChase Bank E	IFERC	Trancco Zone 4			\$1.9950	
Financial	Financial Option	Call	5/1/2016	3/3/2014	\$3.9619	3227516	Merill LynchCom E EM	IFERC	Trancco Zone 4			\$1.9950	
Financial	Financial Option	Put	5/1/2016	3/3/2014	\$3.9619	3227516	Merill LynchCom E EM	IFERC	Trancco Zone 4			\$1.9950	
Financial	Financial Option	Call	5/1/2016	4/9/2014	\$4.0955	3227517	BKMONTREAL	IFERC	Henry Hub			\$1.9950	
Financial	Financial Option	Put	5/1/2016	4/9/2014	\$4.0955	3227517	BKMONTREAL	IFERC	Henry Hub			\$1.9950	
Financial	Financial Option	Call	5/1/2016	5/18/2014	\$4.0915	3227528	Merill LynchCom E EM	IFERC	Henry Hub			\$1.9950	
Financial	Financial Option	Put	5/1/2016	5/18/2014	\$4.0915	3227528	Merill LynchCom E EM	IFERC	Henry Hub			\$1.9950	
Financial	Financial Option	Call	5/1/2016	5/18/2014	\$4.1395	3227522	BKMONTREAL	IFERC	Henry Hub			\$1.9950	
Financial	Financial Option	Put	5/1/2016	5/18/2014	\$4.1395	3227522	BKMONTREAL	IFERC	Henry Hub			\$1.9950	
Financial	Financial Option	Call	5/1/2016	7/21/2014	\$3.9585	3228364	BKMONTREAL	IFERC	Henry Hub			\$1.9950	
Financial	Financial Option	Put	5/1/2016	7/21/2014	\$3.9585	3228364	BKMONTREAL	IFERC	Henry Hub			\$1.9950	
Financial	Financial Option	Call	5/1/2016	8/20/2014	\$3.9280	3246476	Macquarie Bank Ltd	NYMEX NG L1D	Henry Hub			\$1.9950	
Financial	Financial Option	Put	5/1/2016	8/20/2014	\$3.9280	3246476	Macquarie Bank Ltd	NYMEX NG L1D	Henry Hub			\$1.9950	
Financial	Financial Option	Call	5/1/2016	8/5/2014	\$3.9090	3252181	Calgroup Energy E	NYMEX NG L1D	Henry Hub			\$1.9950	
Financial	Financial Option	Put	5/1/2016	8/5/2014	\$3.9090	3252181	Calgroup Energy E	NYMEX NG L1D	Henry Hub			\$1.9950	
Financial	Financial Option	Call	5/1/2016	10/11/2014	\$3.8395	3265423	Merill LynchCom E EM	IFERC	Henry Hub			\$1.9950	
Financial	Financial Option	Put	5/1/2016	10/11/2014	\$3.8395	3265423	Merill LynchCom E EM	IFERC	Henry Hub			\$1.9950	
Financial	Financial Option	Call	5/1/2016	11/25/2014	\$3.2500	3277474	Merill LynchCom E EM	NYMEX NG L1D	Henry Hub			\$1.9950	
Financial	Financial Option	Put	5/1/2016	11/25/2014	\$3.2500	3277474	Merill LynchCom E EM	NYMEX NG L1D	Henry Hub			\$1.9950	
Financial	Financial Option	Call	5/1/2016	12/3/2014	\$3.2550	3279678	Calgroup Energy E	IFERC	Henry Hub			\$1.9950	
Financial	Financial Option	Put	5/1/2016	12/3/2014	\$3.2550	3279678	Calgroup Energy E	IFERC	Henry Hub			\$1.9950	
Financial	Financial Option	Call	5/1/2016	1/12/2015	\$3.2550	3292220	Merill LynchCom E EM	IFERC	Henry Hub			\$1.9950	
Financial	Financial Option	Put	5/1/2016	1/12/2015	\$3.2550	3292220	Merill LynchCom E EM	IFERC	Henry Hub			\$1.9950	
Financial	Financial Option	Call	5/1/2016	2/9/2015	\$3.1860	3301242	Calgroup Energy E	NYMEX NG L1D	Henry Hub			\$1.9950	
Financial	Financial Option	Put	5/1/2016	2/9/2015	\$3.1860	3301242	Calgroup Energy E	NYMEX NG L1D	Henry Hub			\$1.9950	
Financial	Financial Option	Call	5/1/2016	2/17/2015	\$3.1530	3304155	JPMorganChase Bank E	NYMEX NG L1D	Henry Hub			\$1.9950	
Financial	Financial Option	Put	5/1/2016	2/17/2015	\$3.1530	3304155	JPMorganChase Bank E	NYMEX NG L1D	Henry Hub			\$1.9950	
Financial	Financial Option	Call	5/1/2016	3/4/2015	\$3.1020	3310402	Morgan Stanley E	NYMEX NG L1D	Henry Hub			\$1.9950	
Financial	Financial Option	Put	5/1/2016	3/4/2015	\$3.1020	3310402	Morgan Stanley E	NYMEX NG L1D	Henry Hub			\$1.9950	
Financial	Financial Option	Call	5/1/2016	4/10/2015	\$2.9360	3321632	Macquarie Bank Ltd	NYMEX NG L1D	Henry Hub			\$1.9950	
Financial	Financial Option	Put	5/1/2016	4/10/2015	\$2.9360	3321632	Macquarie Bank Ltd	NYMEX NG L1D	Henry Hub			\$1.9950	
Financial	Financial Option	Call	5/1/2016	5/6/2015	\$3.0820	3325562	Macquarie Bank Ltd	NYMEX NG L1D	Henry Hub			\$1.9950	
Financial	Financial Option	Put	5/1/2016	5/6/2015	\$3.0820	3325562	Macquarie Bank Ltd	NYMEX NG L1D	Henry Hub			\$1.9950	
Financial	Financial Option	Call	5/1/2016	6/2/2015	\$2.9950	3331417	Morgan Stanley E	NYMEX NG L1D	Henry Hub			\$1.9950	
Financial	Financial Option	Put	5/1/2016	6/2/2015	\$2.9950	3331417	Morgan Stanley E	NYMEX NG L1D	Henry Hub			\$1.9950	
Financial	Financial Option	Call	5/1/2016	7/14/2015	\$2.9620	3339455	Morgan Stanley E	IFERC	Henry Hub			\$1.9950	
Financial	Financial Option	Put	5/1/2016	7/14/2015	\$2.9620	3339455	Morgan Stanley E	IFERC	Henry Hub			\$1.9950	
Financial	Financial Option	Call	5/1/2016	8/5/2015	\$2.9680	3344766	Merill LynchCom E EM	IFERC	Trancco Zone 4			\$1.9950	
Financial	Financial Option	Put	5/1/2016	8/5/2015	\$2.9680	3344766	Merill LynchCom E EM	IFERC	Trancco Zone 4			\$1.9950	
Financial	Financial Option	Call	5/1/2016	12/15/2015	\$2.1190	3370774	BNP Paribas E, EM	NYMEX NG L1D	Henry Hub			\$1.9950	
Financial	Financial Option	Put	5/1/2016	12/15/2015	\$2.1190	3370774	BNP Paribas E, EM	NYMEX NG L1D	Henry Hub			\$1.9950	
Financial	Financial Option	Call	5/1/2016	4/5/2016	\$1.9540	3390265	Morgan Stanley E	NYMEX NG L1D	Henry Hub			\$1.9950	
Financial	Financial Option	Put	5/1/2016	4/5/2016	\$1.9540	3390265	Morgan Stanley E	NYMEX NG L1D	Henry Hub			\$1.9950	
Financial	Financial Swap		5/1/2016	11/1/2013	\$3.8230	3225209	Morgan Stanley E	IFERC	CGT			\$1.9100	
Financial	Financial Swap		5/1/2016	11/1/2013	\$3.7890	3225282	BKMONTREAL	IFERC	CGT			\$1.9100	
Financial	Financial Swap		5/1/2016	11/7/2013	\$3.8420	3225287	JPMorganChase Bank E	IFERC	CGT			\$1.9100	
Financial	Financial Swap		5/1/2016	11/11/2013	\$3.8630	3225288	Merill LynchCom E EM	IFERC	CGT			\$1.9100	
Financial	Financial Swap		5/1/2016	11/18/2013	\$3.8670	3225289	Merill LynchCom E EM	IFERC	CGT			\$1.9100	
Financial	Financial Swap		5/1/2016	11/20/2013	\$3.8650	3225290	Macquarie Bank Ltd	IFERC	CGT			\$1.9100	
Financial	Financial Swap		5/1/2016	11/25/2013	\$3.8960	3225291	BKMONTREAL	IFERC	CGT			\$1.9100	
Financial	Financial Swap		5/1/2016	11/26/2013	\$4.0311	3225658	Macquarie Bank Ltd	IFERC	Trancco Zone 4			\$1.9500	

Duke Energy Florida, LLC.
2016 Hedging Activities
Docket No. 160001-EE
A/CN 16-068-2-1

S-T 10/14

PL

CONFIDENTIAL

47-9
P.12

6

Physical/Financial	Year	Month	Trade Date	Market Price on Trade Date	Trade Num	Counterparty	Market	Location	Volume	Fixed Price (USD/Barrel)	Settlement (USD/Barrel)	Buy/Sell/Close/Hedge
Financial			5/1/2016	12/2/2013	\$4.0821	3225859	Calgroup Energy E	IFERC	Tranaco Zone 4			
Financial			5/1/2016	12/5/2013	\$4.1191	3225864	JPMorganChase Bank E	IFERC	Tranaco Zone 4		\$1.9500	
Financial			5/1/2016	12/9/2013	\$4.1421	3225874	Macquarie Bank Ltd	IFERC	Tranaco Zone 4		\$1.9500	
Financial			5/1/2016	12/19/2013	\$4.0133	3226122	JPMorganChase Bank E	IFERC	Tranaco Zone 4		\$1.9500	
Financial			5/1/2016	1/10/2014	\$3.9125	3226130	JPMorganChase Bank E	IFERC	Tranaco Zone 4		\$1.9500	
Financial			5/1/2016	1/22/2014	\$3.9975	3226321	Calgroup Energy E	IFERC	Tranaco Zone 4		\$1.9500	
Financial			5/1/2016	1/24/2014	\$3.9815	3226333	JPMorganChase Bank E	IFERC	Tranaco Zone 4		\$1.9500	
Financial			5/1/2016	1/27/2014	\$3.9815	3226348	Calgroup Energy E	IFERC	Tranaco Zone 4		\$1.9500	
Financial			5/1/2016	1/30/2014	\$3.9355	3226375	Macquarie Bank Ltd	IFERC	Tranaco Zone 4		\$1.9500	
Financial			5/1/2016	2/5/2014	\$3.9535	3226376	MerilynchCom E EM	IFERC	Tranaco Zone 4		\$1.9500	
Financial			5/1/2016	2/8/2014	\$3.8580	3226430	BK MONTREAL	IFERC	CGT		\$1.8100	
Financial			5/1/2016	2/18/2014	\$3.8655	3226497	JPMorganChase Bank E	IFERC	CGT		\$1.9100	
Financial			5/1/2016	2/28/2014	\$3.8710	3226553	JPMorganChase Bank E	IFERC	CGT		\$1.9100	
Financial			5/1/2016	3/12/2014	\$3.9970	3226560	JPMorganChase Bank E	IFERC	CGT		\$1.9100	
Financial			5/1/2016	3/11/2014	\$4.0050	3226562	MerilynchCom E EM	IFERC	CGT		\$1.9100	
Financial	Financial Swap		5/1/2016	3/14/2014	\$4.0000	3226564	Macquarie Bank Ltd	IFERC	CGT		\$1.9100	
Financial	Financial Swap		5/1/2016	3/18/2014	\$4.0465	3226565	Macquarie Bank Ltd	IFERC	Henry Hub		\$1.9500	
Financial	Financial Swap		5/1/2016	3/25/2014	\$4.0795	3226568	BK MONTREAL	IFERC	Henry Hub		\$1.9900	
Financial	Financial Swap		5/1/2016	4/4/2014	\$4.0895	3226748	BK MONTREAL	IFERC	Henry Hub		\$1.9900	
Financial	Financial Swap		5/1/2016	4/11/2014	\$4.1065	3226752	BK MONTREAL	IFERC	Henry Hub		\$1.9900	
Financial	Financial Swap		5/1/2016	4/28/2014	\$4.1605	3226757	JPMorganChase Bank E	IFERC	Henry Hub		\$1.9900	
Financial	Financial Swap		5/1/2016	6/26/2014	\$4.0915	3226844	MerilynchCom E EM	IFERC	Tranaco Zone 4		\$1.9500	
Financial	Financial Swap		5/1/2016	8/18/2014	\$3.9535	3225524	JPMorganChase Bank E	IFERC	Tranaco Zone 4		\$1.9500	
Financial	Financial Swap		5/1/2016	10/23/2014	\$3.9465	32267252	Calgroup Energy E	IFERC	CGT		\$1.9100	
Financial	Financial Swap		5/1/2016	11/18/2014	\$3.6820	3275165	MerilynchCom E EM	IFERC	CGT		\$1.9100	
Financial	Financial Swap		5/1/2016	12/15/2014	\$3.5870	3280780	MerilynchCom E EM	IFERC	Columbia Gulf		\$1.9100	
Financial	Financial Swap		5/1/2016	12/23/2014	\$3.4940	3286346	Macquarie Bank Ltd	IFERC	Columbia Gulf		\$1.9100	
Financial	Financial Swap		5/1/2016	1/30/2015	\$3.1610	3298141	Macquarie Bank Ltd	IFERC	Tranaco Zone 4		\$1.9500	
Financial	Financial Swap		5/1/2016	3/25/2015	\$3.0660	3317827	Macquarie Bank Ltd	IFERC	Tranaco Zone 4		\$1.9500	
Financial	Financial Swap		5/1/2016	4/20/2015	\$2.9300	3323025	Calgroup Energy E	IFERC	Tranaco Zone 4		\$1.9500	
Financial	Financial Swap		5/1/2016	5/20/2015	\$3.1345	3329156	Morgan Stanley E	IFERC	Tranaco Zone 4		\$1.9500	
Financial	Financial Swap		5/1/2016	8/15/2015	\$3.1285	3333884	JPMorganChase Bank E	IFERC	Tranaco Zone 4		\$1.9500	
Financial	Financial Swap		5/1/2016	7/17/2015	\$3.0755	3346042	BNP Paribas EEM	IFERC	Tranaco Zone 4		\$1.9500	
Financial	Financial Swap		5/1/2016	7/21/2015	\$3.0995	3349099	MerilynchCom E EM	IFERC	Tranaco Zone 4		\$1.9500	
Financial	Financial Swap		5/1/2016	8/6/2015	\$2.9800	3345068	Macquarie Bank Ltd	IFERC	Tranaco Zone 4		\$1.9500	
Financial	Financial Swap		5/1/2016	8/21/2015	\$2.8140	3348333	BK MONTREAL	IFERC	Tranaco Zone 4		\$1.9500	
Financial	Financial Swap		5/1/2016	8/25/2015	\$2.8015	3349168	BNP Paribas EEM	IFERC	Tranaco Zone 4		\$1.9500	
Financial	Financial Swap		5/1/2016	9/10/2015	\$2.8645	3352489	Macquarie Bank Ltd	IFERC	Tranaco Zone 4		\$1.9500	
Financial	Financial Swap		5/1/2016	9/14/2015	\$2.8955	3353288	Scotiabank	IFERC	Tranaco Zone 4		\$1.9500	
Financial	Financial Swap		5/1/2016	9/16/2015	\$2.8355	3353713	BK MONTREAL	IFERC	Tranaco Zone 4		\$1.9500	
Financial	Financial Swap		5/1/2016	10/1/2015	\$2.8415	3356604	BNP Paribas EEM	IFERC	Tranaco Zone 4		\$1.9500	
Financial	Financial Swap		5/1/2016	10/2/2015	\$2.6660	3356822	MerilynchCom E EM	IFERC	Tranaco Zone 4		\$1.9500	
Financial	Financial Swap		5/1/2016	10/12/2015	\$2.7540	3358458	BK MONTREAL	IFERC	Tranaco Zone 4		\$1.9500	
Financial	Financial Swap		5/1/2016	10/15/2015	\$2.5930	3359032	Scotiabank	IFERC	Henry Hub		\$1.9900	
Financial	Financial Swap		5/1/2016	10/21/2015	\$2.6580	3360082	Morgan Stanley E	IFERC	Henry Hub		\$1.9900	
Financial	Financial Swap		5/1/2016	10/23/2015	\$2.5790	3360554	BK MONTREAL	IFERC	Henry Hub		\$1.9900	
Financial	Financial Swap		5/1/2016	11/6/2015	\$2.5370	3363536	Morgan Stanley E	IFERC	Henry Hub		\$1.9900	
Financial	Financial Swap		5/1/2016	11/11/2015	\$2.5180	3364463	Scotiabank	IFERC	Henry Hub		\$1.9900	
Financial	Financial Swap		5/1/2016	11/12/2015	\$2.5160	3364688	BK MONTREAL	IFERC	Henry Hub		\$1.9900	
Financial	Financial Swap		5/1/2016	11/18/2015	\$2.4920	3365343	BNP Paribas EEM	IFERC	Columbia Gulf		\$1.9100	
Financial	Financial Swap		5/1/2016	11/18/2015	\$2.4435	3365804	Macquarie Bank Ltd	IFERC	Columbia Gulf		\$1.9100	
Financial	Financial Swap		5/1/2016	12/2/2015	\$2.3520	3368346	BNP Paribas EEM	NYMEX NG LID	Henry Hub		\$1.9500	

Duke Energy Florida, LLC.
2016 Hedging Activities
Docket No. 160001-EL
ICN 16-068-2-1


DN

5-T
2014

2.3


6-7-9

117



CONFIDENTIAL


R



730

47-9
p.4


6



PE


47-9
2.5

6




47-9
P-6

76




47-9.7

12




47-9
p. 8

2




47-9
p. 9



(b)(7)(C)


47-9
p.10




47-9

P.11

b



47-9
2.12



CONFIDENTIAL

17

47-10 P.1

Physical/Financial	Full/Call	Month	Trade Date	Market Price on Trade Date	Trade Num	Counterparty	Market	Location	Volume	Fixed Price (\$/MMBtu)	Settlement (\$/MMBtu)	Saving w/ Cost on Hedge
Financial	Call	6/1/2016	11/5/2013	\$3.9000	3227413	Citygroup Energy E	NYMEX NG L1D	Henry Hub			\$1.9630	
Financial	Put	6/1/2016	11/5/2013	\$3.9000	3227413	Citygroup Energy E	NYMEX NG L1D	Henry Hub			\$1.9630	
Financial	Call	6/1/2016	12/11/2013	\$4.0870	3227513	Citygroup Energy E	NYMEX NG L1D	Henry Hub			\$1.9630	
Financial	Put	6/1/2016	12/11/2013	\$4.0870	3227513	Citygroup Energy E	NYMEX NG L1D	Henry Hub			\$1.9630	
Financial	Call	6/1/2016	1/29/2014	\$4.0320	3227514	BK MONTREAL	NYMEX NG L1D	Henry Hub			\$1.9630	
Financial	Put	6/1/2016	1/29/2014	\$4.0320	3227514	BK MONTREAL	NYMEX NG L1D	Henry Hub			\$1.9630	
Financial	Call	6/1/2016	2/10/2014	\$3.8495	3227515	JPMorganChase Bank E	IFERC	Tranaco Zone 4			\$1.9200	
Financial	Put	6/1/2016	2/10/2014	\$3.8495	3227515	JPMorganChase Bank E	IFERC	Tranaco Zone 4			\$1.9200	
Financial	Call	6/1/2016	3/3/2014	\$3.8745	3227516	Merrill LynchCom E EM	IFERC	Tranaco Zone 4			\$1.9200	
Financial	Put	6/1/2016	3/3/2014	\$3.8745	3227516	Merrill LynchCom E EM	IFERC	Tranaco Zone 4			\$1.9200	
Financial	Call	6/1/2016	4/9/2014	\$4.1125	3227517	BK MONTREAL	IFERC	Henry Hub			\$1.9600	
Financial	Put	6/1/2016	4/9/2014	\$4.1125	3227517	BK MONTREAL	IFERC	Henry Hub			\$1.9600	
Financial	Call	6/1/2016	5/19/2014	\$4.1205	3227520	Merrill LynchCom E EM	IFERC	Henry Hub			\$1.9600	
Financial	Put	6/1/2016	5/19/2014	\$4.1205	3227520	Merrill LynchCom E EM	IFERC	Henry Hub			\$1.9600	
Financial	Call	6/1/2016	6/10/2014	\$4.1695	3227522	BK MONTREAL	IFERC	Henry Hub			\$1.9600	
Financial	Put	6/1/2016	6/10/2014	\$4.1695	3227522	BK MONTREAL	IFERC	Henry Hub			\$1.9600	
Financial	Call	6/1/2016	7/21/2014	\$3.9855	3238364	BK MONTREAL	IFERC	Henry Hub			\$1.9600	
Financial	Put	6/1/2016	7/21/2014	\$3.9855	3238364	BK MONTREAL	IFERC	Henry Hub			\$1.9600	
Financial	Call	6/1/2016	8/20/2014	\$3.9560	3246476	Macquarie Bank Ltd	NYMEX NG L1D	Henry Hub			\$1.9630	
Financial	Put	6/1/2016	8/20/2014	\$3.9560	3246476	Macquarie Bank Ltd	NYMEX NG L1D	Henry Hub			\$1.9630	
Financial	Call	6/1/2016	9/5/2014	\$3.9360	3252181	Citygroup Energy E	NYMEX NG L1D	Henry Hub			\$1.9630	
Financial	Put	6/1/2016	9/5/2014	\$3.9360	3252181	Citygroup Energy E	NYMEX NG L1D	Henry Hub			\$1.9630	
Financial	Call	6/1/2016	10/17/2014	\$3.8650	3265423	Merrill LynchCom E EM	IFERC	Henry Hub			\$1.9600	
Financial	Put	6/1/2016	10/17/2014	\$3.8650	3265423	Merrill LynchCom E EM	IFERC	Henry Hub			\$1.9600	
Financial	Call	6/1/2016	11/25/2014	\$3.8120	3277474	Merrill LynchCom E EM	NYMEX NG L1D	Henry Hub			\$1.9630	
Financial	Put	6/1/2016	11/25/2014	\$3.8120	3277474	Merrill LynchCom E EM	NYMEX NG L1D	Henry Hub			\$1.9630	
Financial	Call	6/1/2016	12/3/2014	\$3.7430	3279878	Citygroup Energy E	IFERC	Henry Hub			\$1.9600	
Financial	Put	6/1/2016	12/3/2014	\$3.7430	3279878	Citygroup Energy E	IFERC	Henry Hub			\$1.9600	
Financial	Call	6/1/2016	1/12/2015	\$3.2600	3292220	Merrill LynchCom E EM	IFERC	Henry Hub			\$1.9600	
Financial	Put	6/1/2016	1/12/2015	\$3.2600	3292220	Merrill LynchCom E EM	IFERC	Henry Hub			\$1.9600	
Financial	Call	6/1/2016	2/9/2015	\$3.1490	3301242	Citygroup Energy E	NYMEX NG L1D	Henry Hub			\$1.9630	
Financial	Put	6/1/2016	2/9/2015	\$3.1490	3301242	Citygroup Energy E	NYMEX NG L1D	Henry Hub			\$1.9630	
Financial	Call	6/1/2016	2/17/2015	\$3.1920	3304155	JPMorganChase Bank E	NYMEX NG L1D	Henry Hub			\$1.9630	
Financial	Put	6/1/2016	2/17/2015	\$3.1920	3304155	JPMorganChase Bank E	NYMEX NG L1D	Henry Hub			\$1.9630	
Financial	Call	6/1/2016	3/4/2015	\$3.1410	3310402	Morgan Stanley E	NYMEX NG L1D	Henry Hub			\$1.9630	
Financial	Put	6/1/2016	3/4/2015	\$3.1410	3310402	Morgan Stanley E	NYMEX NG L1D	Henry Hub			\$1.9630	
Financial	Call	6/1/2016	4/10/2015	\$2.9700	3321632	Macquarie Bank Ltd	NYMEX NG L1D	Henry Hub			\$1.9630	
Financial	Put	6/1/2016	4/10/2015	\$2.9700	3321632	Macquarie Bank Ltd	NYMEX NG L1D	Henry Hub			\$1.9630	
Financial	Call	6/1/2016	5/6/2015	\$3.1100	3325562	Macquarie Bank Ltd	NYMEX NG L1D	Henry Hub			\$1.9630	
Financial	Put	6/1/2016	5/6/2015	\$3.1100	3325562	Macquarie Bank Ltd	NYMEX NG L1D	Henry Hub			\$1.9630	
Financial	Call	6/1/2016	6/2/2015	\$3.0290	3331417	Morgan Stanley E	NYMEX NG L1D	Henry Hub			\$1.9630	
Financial	Put	6/1/2016	6/2/2015	\$3.0290	3331417	Morgan Stanley E	NYMEX NG L1D	Henry Hub			\$1.9630	
Financial	Call	6/1/2016	7/14/2015	\$3.0890	3339455	Morgan Stanley E	IFERC	Henry Hub			\$1.9600	
Financial	Put	6/1/2016	7/14/2015	\$3.0890	3339455	Morgan Stanley E	IFERC	Henry Hub			\$1.9600	
Financial	Call	6/1/2016	8/5/2015	\$2.9890	3344766	Merrill LynchCom E EM	IFERC	Tranaco Zone 4			\$1.9200	
Financial	Put	6/1/2016	8/5/2015	\$2.9890	3344766	Merrill LynchCom E EM	IFERC	Tranaco Zone 4			\$1.9200	
Financial	Call	6/1/2016	12/15/2015	\$2.1790	3370774	BNP Paribas E,EM	NYMEX NG L1D	Henry Hub			\$1.9630	
Financial	Put	6/1/2016	12/15/2015	\$2.1790	3370774	BNP Paribas E,EM	NYMEX NG L1D	Henry Hub			\$1.9630	
Financial	Call	6/1/2016	3/30/2016	\$2.1100	3389346	Scotiabank	NYMEX NG L1D	Henry Hub			\$1.9630	
Financial	Put	6/1/2016	3/30/2016	\$2.1100	3389346	Scotiabank	NYMEX NG L1D	Henry Hub			\$1.9630	
Financial	Call	6/1/2016	4/5/2016	\$2.0500	3390265	Morgan Stanley E	NYMEX NG L1D	Henry Hub			\$1.9630	
Financial	Put	6/1/2016	4/5/2016	\$2.0500	3390265	Morgan Stanley E	NYMEX NG L1D	Henry Hub			\$1.9630	
Financial	Financial Swap	6/1/2016	1/11/2013	\$2.8470	3225209	Morgan Stanley E	IFERC	CGT			\$1.8300	
Financial	Financial Swap	6/1/2016	1/14/2013	\$3.8130	3225282	BK MONTREAL	IFERC	CGT			\$1.8800	

Duke Energy Florida, LLC.
2016 Hedging Activities
Docket No. 160001-EI
ACN 16-068-2

U-4 10/17

CONFIDENTIAL

47-10
p.2

Physical/Financial	Contract	Month	Trade Date	Market Price on Trade Date	Trade Num	Counterparty	Market	Location	Volume	Fixed Price (\$/MMBtu)	Settlement (\$/MMBtu)	Savings/Cost on Hedge
Financial		6/1/2016	11/7/2013	\$3.9660	3225287	JPMorganChase Bank E	IFERC	CGT			\$1.8500	
Financial		6/1/2016	11/11/2013	\$3.8870	3225288	Merill LynchCom E EM	IFERC	CGT			\$1.8500	
Financial		6/1/2016	11/18/2013	\$3.8820	3225289	Merill LynchCom E EM	IFERC	CGT			\$1.8500	
Financial		6/1/2016	11/20/2013	\$3.8890	3225290	Macquarie Bank Ltd	IFERC	CGT			\$1.8500	
Financial		6/1/2016	11/25/2013	\$3.9220	3225291	BKMONTREAL	IFERC	CGT			\$1.8500	
Financial		6/1/2016	11/26/2013	\$4.0651	3225858	Macquarie Bank Ltd	IFERC	Transco Zone 4			\$1.9200	
Financial		6/1/2016	12/2/2013	\$4.1051	3225859	Calgroup Energy E	IFERC	Transco Zone 4			\$1.9200	
Financial		6/1/2016	12/5/2013	\$4.1421	3225864	JPMorganChase Bank E	IFERC	Transco Zone 4			\$1.9200	
Financial		6/1/2016	12/9/2013	\$4.1641	3225874	Macquarie Bank Ltd	IFERC	Transco Zone 4			\$1.9200	
Financial		6/1/2016	12/19/2013	\$4.0330	3226122	JPMorganChase Bank E	IFERC	Transco Zone 4			\$1.9200	
Financial		6/1/2016	11/0/2014	\$3.9305	3226130	JPMorganChase Bank E	IFERC	Transco Zone 4			\$1.9200	
Financial		6/1/2016	1/22/2014	\$4.0155	3226321	Calgroup Energy E	IFERC	Transco Zone 4			\$1.9200	
Financial		6/1/2016	1/24/2014	\$3.9995	3226330	JPMorganChase Bank E	IFERC	Transco Zone 4			\$1.9200	
Financial		6/1/2016	1/27/2014	\$4.0055	3226348	Calgroup Energy E	IFERC	Transco Zone 4			\$1.9200	
Financial		6/1/2016	1/30/2014	\$3.9595	3226375	Macquarie Bank Ltd	IFERC	Transco Zone 4			\$1.9200	
Financial		6/1/2016	2/5/2014	\$3.9775	3226376	Merill LynchCom E EM	IFERC	Transco Zone 4			\$1.9200	
Financial		6/1/2016	2/8/2014	\$3.8820	3226438	BKMONTREAL	IFERC	CGT			\$1.8500	
Financial		6/1/2016	2/18/2014	\$3.8895	3226497	JPMorganChase Bank E	IFERC	CGT			\$1.8500	
Financial		6/1/2016	2/25/2014	\$3.8950	3226553	JPMorganChase Bank E	IFERC	CGT			\$1.8500	
Financial		6/1/2016	3/12/2014	\$4.0370	3226560	JPMorganChase Bank E	IFERC	CGT			\$1.8500	
Financial	Financial Swap	6/1/2016	3/11/2014	\$4.0250	3226562	Merill LynchCom E EM	IFERC	CGT			\$1.8500	
Financial	Financial Swap	6/1/2016	3/14/2014	\$4.0220	3226564	Macquarie Bank Ltd	IFERC	CGT			\$1.8500	
Financial	Financial Swap	6/1/2016	3/18/2014	\$4.0655	3226565	Macquarie Bank Ltd	IFERC	Henry Hub			\$1.9500	
Financial	Financial Swap	6/1/2016	3/25/2014	\$4.0975	3226568	BKMONTREAL	IFERC	Henry Hub			\$1.9500	
Financial	Financial Swap	6/1/2016	4/4/2014	\$4.1045	3226746	BKMONTREAL	IFERC	Henry Hub			\$1.9500	
Financial	Financial Swap	6/1/2016	4/11/2014	\$4.1235	3226752	BKMONTREAL	IFERC	Henry Hub			\$1.9500	
Financial	Financial Swap	6/1/2016	4/28/2014	\$4.1785	3226757	JPMorganChase Bank E	IFERC	Henry Hub			\$1.9500	
Financial	Financial Swap	6/1/2016	5/26/2014	\$4.1205	3226844	Merill LynchCom E EM	IFERC	Transco Zone 4			\$1.9200	
Financial	Financial Swap	6/1/2016	8/18/2014	\$3.9565	3245524	JPMorganChase Bank E	IFERC	Transco Zone 4			\$1.9200	
Financial	Financial Swap	6/1/2016	10/23/2014	\$3.6720	3267252	Calgroup Energy E	IFERC	CGT			\$1.8500	
Financial	Financial Swap	6/1/2016	11/18/2014	\$3.7000	3275165	Merill LynchCom E EM	IFERC	CGT			\$1.8500	
Financial	Financial Swap	6/1/2016	12/15/2014	\$3.6313	3283780	Merill LynchCom E EM	IFERC	Columbia Gulf			\$1.8500	
Financial	Financial Swap	6/1/2016	12/23/2014	\$3.4310	3285346	Macquarie Bank Ltd	IFERC	Columbia Gulf			\$1.8500	
Financial	Financial Swap	6/1/2016	1/30/2015	\$3.1915	3298141	Macquarie Bank Ltd	IFERC	Transco Zone 4			\$1.9200	
Financial	Financial Swap	6/1/2016	3/25/2015	\$3.0845	3317627	Macquarie Bank Ltd	IFERC	Transco Zone 4			\$1.9200	
Financial	Financial Swap	6/1/2016	4/20/2015	\$2.6690	3323025	Calgroup Energy E	IFERC	Transco Zone 4			\$1.9200	
Financial	Financial Swap	6/1/2016	5/20/2015	\$3.1575	3329156	Morgan Stanley E	IFERC	Transco Zone 4			\$1.9200	
Financial	Financial Swap	6/1/2016	6/15/2015	\$3.1415	3333834	JPMorganChase Bank E	IFERC	Transco Zone 4			\$1.9200	
Financial	Financial Swap	6/1/2016	7/17/2015	\$3.0955	3340042	BNP Paribas E EM	IFERC	Transco Zone 4			\$1.9200	
Financial	Financial Swap	6/1/2016	7/21/2015	\$3.1205	3340909	Merill LynchCom E EM	IFERC	Transco Zone 4			\$1.9200	
Financial	Financial Swap	6/1/2016	8/5/2015	\$3.0010	3345058	Macquarie Bank Ltd	IFERC	Transco Zone 4			\$1.9200	
Financial	Financial Swap	6/1/2016	8/21/2015	\$2.8980	3348333	BKMONTREAL	IFERC	Transco Zone 4			\$1.8200	
Financial	Financial Swap	6/1/2016	8/25/2015	\$2.8565	3349168	BNP Paribas E EM	IFERC	Transco Zone 4			\$1.9200	
Financial	Financial Swap	6/1/2016	9/10/2015	\$2.8905	3352499	Macquarie Bank Ltd	IFERC	Transco Zone 4			\$1.9200	
Financial	Financial Swap	6/1/2016	9/14/2015	\$2.9175	3353288	Scotia Bank	IFERC	Transco Zone 4			\$1.9200	
Financial	Financial Swap	6/1/2016	9/16/2015	\$2.8575	3357113	BKMONTREAL	IFERC	Transco Zone 4			\$1.9200	
Financial	Financial Swap	6/1/2016	10/1/2015	\$2.6725	3356604	BNP Paribas E EM	IFERC	Transco Zone 4			\$1.9200	
Financial	Financial Swap	6/1/2016	10/2/2015	\$2.6970	3356822	Merill LynchCom E EM	IFERC	Transco Zone 4			\$1.9200	
Financial	Financial Swap	6/1/2016	10/12/2015	\$2.7875	3358458	BKMONTREAL	IFERC	Transco Zone 4			\$1.9200	
Financial	Financial Swap	6/1/2016	10/15/2015	\$2.7300	3359032	Scotia Bank	IFERC	Henry Hub			\$1.9500	
Financial	Financial Swap	6/1/2016	10/21/2015	\$2.6960	3360082	Morgan Stanley E	IFERC	Henry Hub			\$1.9500	
Financial	Financial Swap	6/1/2016	10/23/2015	\$2.6190	3360554	BKMONTREAL	IFERC	Henry Hub			\$1.9500	
Financial	Financial Swap	6/1/2016	11/6/2015	\$2.5810	3360536	Morgan Stanley E	IFERC	Henry Hub			\$1.9500	
Financial	Financial Swap	6/1/2016	11/11/2015	\$2.5570	3364483	Scotia Bank	IFERC	Henry Hub			\$1.9500	

Duke Energy Florida, LLC.
2016 Hedging Activities
Docket No. 160001-EI
ACN 16-068-2-1

3

U-4 2017

CONFIDENTIAL

47-10
p.3

Physical/Financial	Instrument	Pur/Coll	Mo./Yr	Trade Date	Market Price on Trade Date	Trade Num	Counterparty	Market	Location	Volume	Fixed Price (\$/MMBtu)	Settlement (\$/MMBtu)	Savings/Cost on Hedge
Financial	Financial Swap		6/1/2016	11/12/2015	\$2.5450	3364588	BKMONTREAL	IFERC	Henry Hub			\$1.9600	
Financial	Financial Swap		6/1/2016	11/16/2015	\$2.5345	3365343	BNP Paribas E,EM	IFERC	Columbia Gulf			\$1.6800	
Financial	Financial Swap		6/1/2016	11/18/2015	\$2.4850	3365804	Macquarie Bank Ltd	IFERC	Columbia Gulf			\$1.6800	
Financial	Financial Swap		6/1/2016	12/2/2015	\$2.3990	3368346	BNP Paribas E,EM	NYMEX NG LTD	Henry Hub			\$1.9630	
Financial	Financial Swap		6/1/2016	12/4/2015	\$2.4075	3368656	MemLynchCom E,EM	IFERC	Transco Zone 4			\$1.9200	
Financial	Financial Swap		6/1/2016	12/7/2015	\$2.3425	3369208	BKMONTREAL	IFERC	Transco Zone 4			\$1.9200	
Financial	Financial Swap		6/1/2016	12/11/2015	\$2.3185	3370066	Macquarie Bank Ltd	IFERC	Transco Zone 4			\$1.9200	
Financial	Financial Swap		6/1/2016	12/14/2015	\$2.2405	3370588	BKMONTREAL	IFERC	Transco Zone 4			\$1.9200	
Financial	Financial Swap		6/1/2016	1/6/2016	\$2.4435	3374592	BKMONTREAL	IFERC	Transco Zone 4			\$1.9200	
Financial	Financial Swap		6/1/2016	1/19/2016	\$2.3140	3376795	BNP Paribas E,EM	IFERC	Transco Zone 4			\$1.9200	
Financial	Financial Swap		6/1/2016	1/25/2016	\$2.3780	3377979	BNP Paribas E,EM	IFERC	Transco Zone 4			\$1.9200	
Financial	Financial Swap		6/1/2016	2/18/2016	\$2.0770	3382168	BNP Paribas E,EM	NYMEX NG LTD	Henry Hub			\$1.9630	
Financial	Financial Swap		6/1/2016	2/25/2016	\$1.9440	3383267	NextEra Energy E,EM G	NYMEX NG LTD	Henry Hub			\$1.9630	

Duke Energy Florida, LLC.
2016 Hedging Activities
Docket No. 160001-EI
ACN 16-068-2-1

JK

*


U-4
30117

☺


h.d
01-77

(4)

100




nb




47-10,
p.2

8



47-10
0.6


2



0
70417


47-10
P.17

28




1
2
3
4
5
6
7
8
9
10
11
12
13
14
15
16
17
18
19
20
21
22
23
24
25
26
27
28
29
30
31
32
33
34
35
36
37
38
39
40
41
42
43
44
45
46
47
48
49
50
51
52
53
54
55
56
57
58
59
60
61
62
63
64
65
66
67
68
69
70
71
72
73
74
75
76
77
78
79
80
81
82
83
84
85
86
87
88
89
90
91
92
93
94
95
96
97
98
99
100

47-10
B.X




2




47-10
2-10

26




CONFIDENTIAL




47-10
P12




2




47-10
p. 13







2



47-10
0.16

Exhibit C

DUKE ENERGY FLORIDA Confidentiality Justification Matrix

DOCUMENT/RESPONSES	PAGE/LINE ¹	JUSTIFICATION
<p>Staff Audit Workpapers related to DEF's 2016 Hedging Activities (Audit Control No. 16-068-2-1)</p>	<p>2: Hedging Summary by Commodity- Page 1: Jan-Dec 2015 (savings/costs, hedged volumes, hedged burns & hedged %'s) Page 2: January –July 2016 (savings/costs, hedged volumes, hedged burns & hedged %'s)</p> <p>2: Page 3 through 23: DEF Gas Hedging Status (activity for January through December 31, 2015) (volume, fixed price, savings/cost on hedge and % hedged)</p> <p>2: Page 24: DEF Coal Transportation Hedging Status- Rail January through December 31, 2015 (volume, fixed price, estimated savings/cost on hedge, and Total % estimated hedging exposure).</p> <p>2: Page 25: DEF Coal Transportation Hedging Status- Barge January through December 31, 2015) (volume, fixed price, estimated savings/cost on hedge, and total % estimated hedged exposure).</p> <p>2: Page 26: DEF #2 Oil Hedging Status January through December 31, 2015) (volume, fixed price, savings/cost on hedge and % hedged)</p> <p>2: Page 27: DEF Gas Storage Hedging Status (activity for January through December 31,</p>	<p>§366.093(3)(d), F.S. The document in question contains confidential information, the disclosure of which would impair DEF's efforts to contract for goods or services on favorable terms.</p> <p>§366.093(3)(e), F.S. The document in question contains confidential information relating to competitive business interests, the disclosure of which would impair the competitive business of the provider/owner of the information.</p>

¹ Page numbers provided are the Staff auditor's pages numbers hand-written on the documents

	<p>2015) (volume, fixed price, savings/cost on hedge)</p> <p>2: Page 28 through Page 41: DEF Gas Storage Hedging Status (activity for January 2015 through July 31, 2016) (volume, fixed price, savings/cost on hedge, and % hedged)</p> <p>2: Page 42: DEF Gas Storage Hedging Status (activity for January 2016 through July 31, 2016) (volume, fixed price, savings/cost on hedge, actual/projected injections)</p> <p>2: Page 43: DEF Coal Transportation Hedging Status-Barge (activity for January 2016 through July 31, 2016) (volume, fixed price, estimated savings/cost on hedge, and total % estimated hedged exposure).</p> <p>30: Hedging Risk Management Plan –projected (entire document)</p> <p>30-1: Hedged Exposure (entire document)</p> <p>30-2: 2017 Risk Management Plan: Coal & Light Oil forecast burns.</p> <p>30-3: 2017 Risk Management Plan: Natural Gas and Economy Power Purchases and Sales forecast burns.</p> <p>30-4: 2017 Risk Management Plan: (Natural Gas target hedging volumes & percentages).</p> <p>30-5: 2017 Risk Management Plan: (target hedging volumes & percentages)</p> <p>45: Reconciliation of Tolling Cost- Shady Hills VOM and Tolling Charges (entire document)</p>	
--	--	--

	<p>45-1: Documentation Supporting Tolling Cost for November 2015 – Shady Hills Invoice (entire doc).</p> <p>45-2: Documentation Supporting Tolling Cost: Price calculations</p> <p>45-3- Documentation Supporting Tolling Cost: Price calculations: all information under columns titled “Energy per CXL”, “Start Costs”, “Fuel Adjustments”, “Fuel Transport”, “Natural Gas”, “Oil”, “Total”, “True-Up per toll”, “Natural Gas-Sept Est”, “Natural Gas True-Up”, “Stmt Amt”, “Amt(in transaction Currency)”, “Amount (In Base Currency)”.</p> <p>45-4: columns titled “Sum of Est Amount”, “Sum of qty”, “Volume True Up”, “\$ True Up”, “Natural Gas True Up” and “Total True Up”.</p> <p>45-5: Documentation Supporting Tolling Cost– Shady Hills Journal Entry (entire document).</p> <p>45-6: Tolling Cost for May 2016 – Shady Hills Invoice (entire doc).</p> <p>45-7: Documentation Supporting Tolling Cost: Price calculations re confidential</p> <p>45-8: Documentation Supporting Tolling Cost: Price calculations, and information under columns titled Energy Exp, Starts Costs, Natural gas, Oil(Sept) Total, Natural Gas-Mar Est/Act are confidential</p> <p>45-9: Exhibit A: Capacity Price: entire document.</p> <p>45-10: Exhibit B: VOM Price: entire document.</p>	
--	--	--

	<p>45-11: Exhibit C: Start Fee: entire document.</p> <p>45-12: Exhibit D: Calculations of Actual Equivalent Availability: entire document.</p> <p>45-13: Exhibit E: Calculations of the Availability Rebate: entire document.</p> <p>45-14: Exhibit F: Performance Information: entire document.</p> <p>45-15 and 45-16: Exhibit G: Operational Limitations: entire document.</p> <p>45-17: Exhibit H: Notices: entire document.</p> <p>45-18, 45-19, and 45-20: Exhibit I: Insurance; entire document.</p> <p>45-21: Exhibit J: Fuel Oil Specifications: entire document.</p> <p>45-22, 45-23, 45-24, 45-25, and 45-26: Exhibit K: Form of Guaranty: entire document.</p> <p>45-27: Exhibit L: Demonstrated Capacity Adjustment Factors: entire document.</p> <p>46: Regulated Fuels Inventory Mgmt Process – Segregation of Duties (pages 1 & 2 entire document)</p> <p>46: Pages 3 & 4-Authority Matrix (entire document).</p> <p>46: Pages 7 & 8: Power Trading cycle for 2016 (entire doc – pages 1 through 11-page 1 numbered twice)</p> <p>47: Gas Hedging Status (volume, fixed price, and savings/cost on hedge)</p> <p>47-1: DEF Financial balance</p>	
--	--	--

	<p>Sheet pages 1-3 (entire columns-volume, fixed price, and savings/cost on hedge)</p> <p>47-1: Pages 4 through 20 of 21: Journal entry reports and Trade Settlement/Invoices (entire document)</p> <p>47-2: DEF Financial balance Sheet pages 1-3, (entire columns-volume, fixed price (\$/MMBtu) & savings/cost on hedge)</p> <p>47-2: Pages 4 through 16 of 17: Journal entry reports and Trade Settlement/Invoices (entire document)</p> <p>47-3: DEF Financial balance Sheet pages 1 & 2, (entire columns-volume, fixed price (\$/MMBtu) & savings/cost on hedge)</p> <p>47-3: Pages 3 through 20 of 21: Journal entry reports and Trade Settlement/Invoices (entire page)</p> <p>47-4: DEF Financial balance Sheet pages 1-2, (entire columns-volume, fixed price (\$/MMBtu) & savings/cost on hedge)</p> <p>47-4: Pages 3 through 18 of 19: Journal entry reports and Trade Settlement/Invoices (entire page)</p> <p>47-5: DEF Financial balance Sheet pages 1-2, (entire columns-volume, fixed price (\$/MMBtu) & savings/cost on hedge)</p> <p>47-5: Pages 3 through 19 of 20: Journal entry reports and Trade Settlement/Invoices (entire document)</p> <p>47-6: DEF Financial balance Sheet pages 1-2, (entire columns-volume, fixed price (\$/MMBtu) & savings/cost on hedge)</p> <p>47-6: Pages 3 through 13 of 14:</p>	
--	--	--

	<p>Journal entry reports and Trade Settlement/Invoices (entire document)</p> <p>47-7: DEF Financial balance Sheet pages 1-2, (entire columns-volume, fixed price (\$/MMBtu) & savings/cost on hedge)</p> <p>47-7: Pages 3 through 16 of 17: Journal entry reports and Trade Settlement/Invoices (entire document)</p> <p>47-8: DEF Financial balance Sheet pages 1-2, (entire columns-volume, fixed price (\$/MMBtu) & savings/cost on hedge)</p> <p>47-8: Pages 3 through 18 of 19: Journal entry reports and Trade Settlement/Invoices (entire page)</p> <p>47-9: DEF Financial balance Sheet pages 1-2, (entire columns-volume, fixed price (\$/MMBtu) & savings/cost on hedge)</p> <p>47-9: Pages 3 through 13 of 14: Journal entry reports and Trade Settlement/Invoices (entire page)</p> <p>47-10: DEF Financial balance Sheet pages 1-3, (entire columns-volume, fixed price (\$/MMBtu) & savings/cost on hedge)</p> <p>47-10: Pages 4 through 16 of 17: Journal entry reports and Trade Settlement/Invoices (entire page)</p>	
--	--	--

Exhibit D

AFFIDAVIT OF JOSEPH MCCALLISTER

BEFORE THE FLORIDA PUBLIC SERVICE COMMISSION

In re: Fuel and purchased power cost
recovery clause with generating
performance incentive factor.

Docket No. 160001-EI

Dated: October 6, 2016

**AFFIDAVIT OF JOSEPH MCCALLISTER IN SUPPORT OF
DUKE ENERGY FLORIDA'S
REQUEST FOR CONFIDENTIAL CLASSIFICATION**

STATE OF NORTH CAROLINA

COUNTY OF MECKLENBURG

BEFORE ME, the undersigned authority duly authorized to administer oaths, personally appeared Joseph McCallister, who being first duly sworn, on oath deposes and says that:

1. My name is Joseph McCallister. I am over the age of 18 years old and I have been authorized by Duke Energy Florida (hereinafter "DEF" or the "Company") to give this affidavit in the above-styled proceeding on DEF's behalf and in support of DEF's Request for Confidential Classification (the "Request"). The facts attested to in my affidavit are based upon my personal knowledge.

2. I am the Director of Natural Gas, Oil and Emissions in the Fuel Procurement Department. This section is responsible for natural gas, fuel oil and emission allowance activity for the Duke Energy Indiana (DEI), Duke Energy Kentucky (DEK), Duke Energy Carolinas (DEC), Duke Energy Progress (DEP), and DEF Systems.

3. As the Director of Natural Gas, Oil and Emissions, I am responsible, along with the other members of the section, for the management of the gas and oil procurement,

transportation, hedging activities and administration of gas and oil contracts with various suppliers for DEI's, DEK's, DEC's, DEF's and DEP's electrical power generation facilities.

4. DEF is seeking confidential classification for information contained in Staff's audit work papers pertaining to DEF's 2016 Hedging Activities Audit (*Audit Control No. 16-068-2-1*). A detailed description of the confidential information at issue is contained in confidential Exhibit A to DEF's Request and is outlined in DEF's Justification Matrix that is attached to DEF's Request as Exhibit C. DEF is requesting confidential classification of this information because it contains sensitive business information, the disclosure of which would impair the Company's efforts to contract for goods or services on favorable terms.


5. DEF conducts hedging activities and negotiates with potential fuel suppliers to obtain competitive contracts for fuel options that provide economic value to DEF and its customers. In order to obtain such contracts at competitive prices, however, DEF must protect from public disclosure sensitive business information, such as internal hedging practices and procedures, hedging volumes and transactions, hedging forecasts, percentages, and pricing information. With respect to the information at issue in this Request, DEF has kept confidential and has not publicly disclosed this confidential information. Absent such measures, suppliers and market competitors would have access to sensitive business information DEF uses to plan and execute its fuel procurement processes. With this non-public information, those suppliers or market competitors could alter their behavior to the detriment of DEF and its customers. Without DEF's measures to maintain the confidentiality of this information, the Company's efforts to obtain competitive fuel supply options that provide economic value to both DEF and its customers could be undermined.

6. Upon receipt of confidential information from fuel suppliers, and with its own confidential information, strict procedures are established and followed to maintain the confidentiality of the terms of the documents and information provided, including restricting access to those persons who need the information to assist the Company, and restricting the number of, and access to the information and contracts. At no time since receiving the contracts and information in question has the Company publicly disclosed that information. The Company has treated and continues to treat the information and contracts at issue as confidential.

7. This concludes my affidavit.


Further affiant sayeth not.

Dated the 3 day of October, 2016.



(Signature)
Joseph McCallister
Director – Natural Gas, Oil and Emissions
Fuels Procurement Department
Duke Energy
526 South Church
Charlotte, NC 28202

THE FOREGOING INSTRUMENT was sworn to and subscribed before me this 3 day of October, 2016 by Joseph McCallister. He is personally known to me, or has produced his _____ driver's license, or his _____ as identification.



(Signature)

Katie Jamieson


(Printed Name)

NOTARY PUBLIC, STATE OF NC

June 14, 2021

(Commission Expiration Date)

(AFFIX NOTARIAL SEAL)



(Serial Number, If Any)