

STATE OF FLORIDA



CAPITAL CIRCLE OFFICE CENTER  
2540 SHUMARD OAK BOULEVARD  
TALLAHASSEE, FL 32399-0850

COMMISSIONERS:  
JULIE I. BROWN, CHAIRMAN  
LISA POLAK EDGAR  
ART GRAHAM  
RONALD A. BRISÉ  
JIMMY PATRONIS

# Public Service Commission

December 14, 2016

Kenneth J. Plante, Coordinator  
Joint Administrative Procedures Committee  
Room 680, Pepper Building  
111 W. Madison Street  
Tallahassee, FL 32399-1400

RECEIVED  
2016 DEC 14 AM 11:34  
JOINT ADMINISTRATIVE  
PROCEDURES COMMITTEE

Re: Docket No. 160121-GU; Rules 25-12.005, 25-12.008, 25-12.022, 25-12.027, 25-12.040, 25-12.085, and 25-6.0346, F.A.C.

Dear Mr. Plante:

Enclosed are the following materials concerning the above referenced proposed rule:

1. A copy of the proposed rules.
2. A copy of 49 C.F.R. 191, which is incorporated by reference into Rule 25-12.005, F.A.C.
3. A copy of 49 C.F.R. 192, which is incorporated by reference into Rules 25-12.005, 25-12.008, and 25-12.027 F.A.C.
4. A copy of 49 C.F.R. 199, which is incorporated by reference into Rule 25-12.005, F.A.C.
5. A copy of Pipeline and Hazardous Materials Safety Administration Form PHMSA F 7100.1-1 "Annual Report For Calendar Year 20\_\_ Gas Distribution System," which is incorporated by reference into Rule 25-12.085, F.A.C.
6. A copy of Pipeline and Hazardous Materials Safety Administration Form PHMSA F 7100.2-1 "Annual Report For Calendar Year 20\_\_ Natural Gas and Other Gas Transmission and Gathering Pipeline Systems," which is incorporated by reference into Rule 25-12.085, F.A.C.
7. A copy of the F.A.R. notices.
8. A statement of facts and circumstances justifying the proposed rule.

RECEIVED-PPSC  
2016 DEC 14 PM 1:01  
COMMISSION  
CLERK

Mr. Kenneth J. Plante


December 14, 2016

Page 2

9. A federal standards statement.
10. Statement of Estimated Regulatory Costs for the rules.

If there are any questions with respect to these rules, please do not hesitate to call me at 413-6042.

Sincerely,

A handwritten signature in black ink, appearing to read "Adria E. Harper". The signature is fluid and cursive, with the first name "Adria" being the most prominent part.

Adria E. Harper  
Senior Attorney

Enclosures

cc: Office of Commission Clerk

1       **25-6.0346 Quarterly Reports of Work Orders and Safety Compliance.**

2       (1) Each investor-owned electric utility, rural electric cooperative and municipal electric  
3 utility shall provide a work order list ~~report all completed electric work orders~~, relating to the  
4 construction and/or maintenance of transmission and distribution facilities, ~~whether that is~~  
5 completed by the utility or one of its contractors, ~~at the end of each quarter of the year~~. The  
6 ~~report~~ work order list shall contain the utility name, contact name, quarter and year, work  
7 order number, location of construction, county of construction, estimated costs, and brief  
8 description of the work (overhead and underground), and shall be sent via e-mail to  
9 ~~electronically filed with the~~ Electric-QTR-Reports@psc.state.fl.us ~~Commission Clerk~~ no later  
10 than the 30th working day after the last day of the reporting quarter, ~~using~~ Form PSC/ENG  
11 157 (12/12), "PSC Quarterly Report of Completed Work Orders," which is available at  
12 <http://www.flrules.org/Gateway/reference.asp?No=Ref-02040,-> ~~is an example work order list~~  
13 that may be completed and filed to meet the reporting requirement for this rule. This form is  
14 incorporated into this rule by reference and may also be obtained from the Commission's  
15 Division of Administrative and Information Technology Services.

16       (2) In its quarterly report, each utility shall certify to the Commission that all work  
17 described in the completed work orders listed in the quarterly report meets or exceeds the  
18 applicable standards. Compliance inspections by the Commission shall be made on a random  
19 basis or as appropriate.

20 *Rulemaking Authority 350.127(2), 366.05(1) FS. Law Implemented 366.04(2)(f), (6),*  
21 *366.05(1) FS. History—New 12-16-12, Amended, \_\_\_\_\_.*

1       **25-12.005 Codes and Standards Adopted.**

2       The Minimum Federal Safety Standards and reporting requirements for pipeline facilities and  
3       transportation of gas prescribed by the Pipeline and Hazardous Materials Safety  
4       Administration in 49 C.F.R. 191 and 192 (2016) ~~(2011)~~, are adopted and incorporated by  
5       reference as part of these rules. 49 C.F.R. 191 (2016) ~~(2011)~~ may be accessed at [Dept. of  
6       State hyperlink] <http://www.flrules.org/Gateway/reference.asp?No=Ref-01534>. 49 C.F.R. 192  
7       (2016) ~~(2011)~~ may be accessed at [Dept. of State hyperlink]  
8       <http://www.flrules.org/Gateway/reference.asp?No=Ref-01535>. 49 C.F.R. 199 (2016) ~~(2011)~~,  
9       “Drug and Alcohol Testing,” is adopted and incorporated by reference to control drug use, by  
10       setting standards and requirements to apply to the testing and use of all emergency response  
11       personnel under the direct authority or control of a gas utility or pipeline operator, as well as  
12       all employees directly or indirectly employed by gas pipeline operators for the purpose of  
13       operation and maintenance and all employees directly or indirectly employed by intrastate gas  
14       distribution utilities for on-site construction of natural gas transporting pipeline facilities 49  
15       C.F.R. 199 (2016) ~~(2011)~~ may be accessed at [Dept. of State hyperlink]  
16       <http://www.flrules.org/Gateway/reference.asp?No=Ref-01537>. Part 199 also is adopted to  
17       prescribe standards for use of employees who do not meet the requirements of the regulations.  
18       *Rulemaking Authority 368.03, 368.05(2), 350.127(2) FS. Law Implemented 368.03, 368.05*  
19       *FS. History—New 11-14-70, Amended 9-24-71, 9-21-74, 10-7-75, 11-30-82, 10-2-84, Formerly*  
20       *25-12.05, Amended 8-8-89, 1-7-92, 5-13-99, 4-26-01, 12-15-09, 10-11-12, \_\_\_\_\_.*

21  
22  
23  
24  
25

CODING: Words underlined are additions; words in ~~struck through~~ type are deletions from existing law.

1     **25-12.008 New, Reconstructed or Converted Facilities.**

2     (1) No new or reconstructed system or portion thereof may be:

3     (a) Constructed, until written construction specifications complying with these rules are  
4 developed.

5     (b) Placed in service until the pipeline facilities have been inspected and found to comply  
6 with the construction specifications and Operating and Maintenance Plans.

7     (2) Before a piping system can be converted to a regulated gas, the operator must:

8     (a) Have a general conversion procedure as a part of its operation and maintenance plan.

9     (b) File a conversion plan with the Commission for the specific system at least 15 days  
10 prior to start of conversion. This plan need not be filed for minor conversions which are  
11 scheduled to be completed in one day and where sectionalizing of the system to be converted  
12 is not planned.

13     (c) Have ~~sufficient~~ inspections performed of the pipeline to assure that it was constructed  
14 in accordance with standards applicable at the time of installation. Visual inspection of the  
15 underground facilities ~~may~~ will not be required if ~~adequate~~ construction and testing records  
16 have been maintained.

17     (d) Review the operating and maintenance history of the system to be converted. Any  
18 areas showing abnormal maintenance requirements shall be replaced, reconditioned or  
19 otherwise made safe prior to conversion.

20     (e) Establish the maximum allowable operating pressure no greater than the highest  
21 sustained operating pressure during the 5 years prior to conversion unless it was tested or  
22 uprated after July 1, 1970 in accordance with the Subparts J or K of 49 C.F.R. 192 (2016)  
23 ~~(2011)~~ as adopted in Rule 25-12.005, F.A.C.

24     (f) Make a leak survey over the entire converted system concurrent with the conversion.

25     (g) Determine areas of active corrosion as required by Subpart I of 49 C.F.R. 192 (2016)

CODING: Words underlined are additions; words in ~~struck through~~ type are deletions  
from existing law.

1 (2011) and these rules. Required cathodic protection must be accomplished within 1 year after  
2 the date of conversion except that buried steel tubing must be protected prior to placing the  
3 system into operation.

4 *Rulemaking Authority 350.127(2), 368.03, 368.05(2) FS. Law Implemented 368.03, 368.05(2)*  
5 *FS. History—New 11-14-70, Amended 9-21-74, 10-7-75, 10-2-84, Formerly 25-12.08,*  
6 *Amended 12-15-09, 10-11-12, \_\_\_\_\_.*

7  
8  
9  
10  
11  
12  
13  
14  
15  
16  
17  
18  
19  
20  
21  
22  
23  
24  
25

CODING: Words underlined are additions; words in ~~struck through~~ type are deletions from existing law.

1       **25-12.022 Requirements for Distribution System Valves.**

2       (1) Valves ahead of regulator stations – A valve shall be installed upstream of each  
3 regulator station for use in an emergency to stop the flow of gas. These valves are to be  
4 installed at a safe distance from the station, but no more than 500 feet from the regulator  
5 station. The distance for the valve location can be greater than 500 feet if physically  
6 impractical to install closer.

7       (2) Sectionalizing valves – Valves shall be spaced within each distribution system to  
8 reduce the time to shut-down a segment of the system in an emergency. In determining the  
9 spacing of these valves, the following factors shall be evaluated:

10       (a) Volume and pressure of gas between valves.

11       (b) Size of area and population density between valves required to isolate the area and as  
12 ~~well as~~ the accessibility of the required valves.

13       (c) The minimum number of personnel required to shutdown and restore the area.

14       (d) Other means and availability of required equipment to control the flow of gas in the  
15 event of an emergency.

16       (e) The number and type of customers, such as hospitals, schools, commercial, and  
17 industrial loads, ~~etc.~~, that will be affected.

18       (3) Identification – Emergency or ~~s~~Sectionalizing and other critical valves shall be  
19 designated on appropriate records, drawings or maps used by the operator and shall be  
20 referenced to “permanent” aboveground structures or other field ties so the valves can be  
21 readily located. The centerline of the road or highway, property line, or right-of-way may be  
22 used as one of the referenced structures. The valve installation and all records showing these  
23 valves must be marked for prompt identification using any logical designating system. The  
24 valve marking must be accomplished using a durable tag or other equivalent means located as  
25 follows:

CODING: Words underlined are additions; words in ~~struck-through~~ type are deletions  
from existing law.

1 (a) For aboveground valves or valves located in vaults which have to be operated from  
2 within the vault, the marking shall appear on the valve body or hand wheel.

3 (b) For buried valves or valves operated by a key wrench, the marking shall be legible and  
4 may be on any type of permanent material placed ~~appear~~ in a visible location ~~on the~~ inside of  
5 the curb box or standpipe where the cover will not abrade the marking. Marking the cover  
6 only is not acceptable.

7 (4) Blowdown valve requirements – Where blowdown valves are used to aid the  
8 evacuation of gas from segments of mains between isolation valves, these valves must:

9 (a) Be protected against tampering and mechanical damage from outside forces.

10 (b) Be designed for safe venting giving consideration to the direction of flow, electric  
11 facility locations, proximity of people, etc.

12 (c) Be readily accessible in the event of an emergency.

13 (5) All the sectionalizing or emergency valves which may be necessary for the safe  
14 operation of the system must be inspected and maintenance performed to assure location,  
15 access and operating ability at intervals not exceeding 15 months but at least each calendar  
16 year.

17 *Rulemaking Authority 368.05(2) FS. Law Implemented 368.05(2) FS. History--New 9-21-74,*  
18 *Amended 10-7-75, 10-2-84, Formerly 25-12.22, Amended 12-15-09,\_\_\_\_\_.*

19  
20  
21  
22  
23  
24  
25

CODING: Words underlined are additions; words in ~~struck-through~~ type are deletions from existing law.



1     **25-12.027 Welder Qualification.**

2     (1) No welder shall make any pipeline weld unless the welder has qualified in accordance  
3 with Section ~~63~~, or section 12 for automatic welding, of American Petroleum Institute  
4 Standard 1104, Welding of Pipelines and Related Facilities, ~~21st~~ 20th edition, ~~September 2013~~  
5 ~~October 2005 including Errata/Addendum July 2007 and Errata 2 (2008)~~, incorporated by  
6 reference herein, or Appendix C of 49 C.F.R. 192 ~~(2016)~~ (2011) as adopted in Rule 25-12.005,  
7 F.A.C., within the preceding 15 months, but at least once each calendar year. A copy of API  
8 1104 may be obtained from <http://www.api.org/Standards/>.

9     (2) No welder shall weld with a particular welding process unless the welder has engaged  
10 in welding with that process within the preceding six calendar months. A welder who has not  
11 engaged in welding with that process within the preceding six calendar months must requalify  
12 for that process as set forth in subsection (1) of this rule herein.

13     *Rulemaking Authority 350.127(2), 368.03, 368.05(2) FS. Law Implemented 368.03, 368.05*  
14     *FS. History—New 1-7-92, Amended 12-15-09, 10-11-12, \_\_\_\_\_.*

15  
16  
17  
18  
19  
20  
21  
22  
23  
24  
25

1       **25-12.040 Leak Surveys, Procedures and Classification.**

2       (1) Each operator shall perform periodic leakage surveys in accordance with the following  
3 schedule ~~as a minimum~~:

4       (a) A gas detector instrument survey shall be conducted at intervals not exceeding 15  
5 months but at least once each calendar year in those portions of an operator's service area,  
6 including:

7       1. Principal business districts, master meter systems, and places where the public is known  
8 to congregate frequently.

9       2. Where pipeline facilities, including service lines, are located under surfaces of such  
10 construction that little opportunity is afforded for a leak to vent safely.

11       (b) A gas detector instrument survey to locate leaks throughout areas not included in  
12 subsection (a) above shall be conducted at intervals not exceeding ~~three (3)~~ calendar years at  
13 intervals not exceeding 39 months on bare metallic, galvanized steel, coated tubing pipelines,  
14 and ~~five (5)~~ calendar years at intervals not exceeding 63 months on the remaining pipeline  
15 system, or more frequently if experience indicates.

16       (2) The following leak classification system shall be used on all leak records and reports:

17       (a) "Grade 1 Leak" – a leak of gas that represents an existing or probable hazard to persons  
18 or buildings. In order Prompt action to protect life and property, these leaks shall be repaired  
19 immediately and continuous action shall be taken until conditions are no longer hazardous is  
20 required.

21       (b) "Grade 2 Leak" – a leak that is not a threat to persons or property at the time of  
22 detection, but justifies scheduled repair based on potential future hazard. These leaks shall be  
23 repaired within 90 days from the date the leak was originally located, unless due to resurvey  
24 the leak was determined to be Grade 3 as defined in subsection (c) below. In determining the  
25 time period for repair, the following criteria should be taken into consideration:

CODING: Words underlined are additions; words in ~~struck through~~ type are deletions  
from existing law.

- 1 | 1. Amount and migration of gas;
- 2 | 2. Proximity of gas to buildings and subsurface structures;
- 3 | 3. Extent of pavement;
- 4 | 4. Soil type and conditions, such as moisture and natural venting.

5 | (c) "Grade 3 Leak" – a leak that is not a threat to persons and property and is not expected  
6 | to become so. Above ground grade 3 leaks shall be repaired within 90 days from the date the  
7 | leak was originally located unless the leak is upgraded or does not produce a positive leak  
8 | indication when a soap and water solution, or its equivalent, is applied on suspected locations  
9 | at operating pressure. Grade 3 leaks that are underground shall be reevaluated at least once  
10 | every 6 months until repaired. The frequency of reevaluation shall be determined by the  
11 | location and magnitude of the leak.

12 | (3) ~~The adequacy of~~ All the repairs of leaks shall be checked by appropriate methods  
13 | immediately after the repairs are completed. Where there is residual gas in the ground, a  
14 | follow-up inspection using a gas detector instrument must be made as soon as the gas has had  
15 | an opportunity to dissipate, but no later than one month for Grade 1 leaks and 6 months for  
16 | Grade 2 leaks. The date and status of recheck shall be recorded on the leak repair records.

17 | (4) If residual gas is detected on the follow-up inspection, continued monthly monitoring,  
18 | not to exceed 45 days, and inspections shall be done until gas is no longer detected.

19 | *Rulemaking Authority 368.05(2) FS. Law Implemented 368.05(2) FS. History—New 9-21-74,*  
20 | *Repromulgated 10-7-75, Amended 10-2-84, Formerly 25-12.40, Amended 1-7-92, 12-15-09,*

21 | \_\_\_\_\_

22 |

23 |

24 |

25 |

CODING: Words underlined are additions; words in ~~struck through~~ type are deletions from existing law.

1       **25-12.085 Written Annual Reports Required.**

2       (1) Each operator of a distribution system shall submit an annual report on Pipeline and  
3 Hazardous Materials Safety Administration Form PHMSA F 7100.1-1 (2015) ~~(12-05)~~, entitled  
4 “Annual Report for Calendar Year 20 \_\_\_\_ Gas Distribution System,” which is incorporated  
5 by reference into this rule and is available at [Department of State hyperlink] for each  
6 distribution system. In the case of an operator who has more than one distribution system, a  
7 combined annual report must be submitted which includes all facilities operated within the  
8 State of Florida subject to the Commission’s jurisdiction.

9       ~~(2) Each operator of a distribution system shall, for facilities that operate at 20 percent or~~  
10 ~~more of the specified minimum yield strength, or that are used to convey gas into or out of~~  
11 ~~storage, submit an annual reports for those facilities on Pipeline and Hazardous Materials~~  
12 ~~Safety Administration Form PHMSA F 7100.2-1 (12-05), entitled “Annual Report for~~  
13 ~~Calendar Year 20 \_\_\_\_ Gas Transmission & Gathering Systems.”~~

14       (2)(3) Each operator of a transmission system shall submit an annual report on Pipeline  
15 and Hazardous Materials Safety Administration Form PHMSA F 7100.2-1 (2014) ~~(12-05)~~,  
16 entitled “Annual Report for Calendar Year 20 \_\_\_\_ Natural and Other Gas Transmission and  
17 Gathering Pipeline Systems.” which is incorporated by reference into this rule and is available  
18 at [Department of State hyperlink].

19 All the above reports must be submitted for the preceding calendar year so as to be received  
20 by the Commission no later than March 15th of each year.

21 *Rulemaking Authority 350.127(2), 368.05(2) FS. Law Implemented 368.03, 368.05(2) FS.*

22 *History—New 11-14-70, Amended 9-21-74, Repromulgated 10-7-75, Amended 10-2-84,*

23 *Formerly 25-12.85, Amended 12-15-09, \_\_\_\_\_.*

24

25

CODING: Words underlined are additions; words in ~~struck through~~ type are deletions from existing law.

**U.S. DEPARTMENT OF TRANSPORTATION  
PIPELINE AND HAZARDOUS MATERIALS SAFETY ADMINISTRATION  
OFFICE OF PIPELINE SAFETY**



U.S. Department of Transportation  
**Pipeline and Hazardous Materials  
Safety Administration**

**PIPELINE SAFETY REGULATIONS**

**49 CFR PART 191**

**ANNUAL REPORTS, INCIDENT REPORTS AND SAFETY-RELATED  
CONDITION REPORTS:**

**MINIMUM FEDERAL SAFETY STANDARDS  
(Current through Amendment 23, as of August 2015)**

**Pipeline and Hazardous Materials Safety Administration  
INSPECTOR TRAINING AND QUALIFICATIONS DIVISION (PHP-70)  
3700 South MacArthur Blvd., Suite B  
Oklahoma City, OK 73179-7612**

**(405) 686-2310**

**Fax (405) 686-2311**

**Printed August 2015**

**PHMSA OFFICE OF PIPELINE SAFETY**  
**INSPECTOR TRAINING & QUALIFICATION DIVISION (PHP-70)**  
3700 S. MACARTHUR BLVD., SUITE B  
OKLAHOMA CITY, OK 73179  
(405) 686-2310

DOUGLAS R. WHITE, EdD	(405) 686-2345	<a href="mailto:douglas.r.white@dot.gov">douglas.r.white@dot.gov</a>
CHARLIE HELM	(405) 686-2315	<a href="mailto:charles.helm@dot.gov">charles.helm@dot.gov</a>
WAYNE ST.GERMAIN	(405) 686-2315	<a href="mailto:wayne.stgermain@dot.gov">wayne.stgermain@dot.gov</a>
PAMELA WEST	(405) 686-2328	<a href="mailto:pamela.west@dot.gov">pamela.west@dot.gov</a>
BRYAN KICHLER	(405) 686-2335	<a href="mailto:bryan.kichler@dot.gov">bryan.kichler@dot.gov</a>
LETICIA SANTOS	(405) 686-2349	<a href="mailto:leticia.santos@dot.gov">leticia.santos@dot.gov</a>
WALLY MCGAUGHEY	(405) 686-2303	<a href="mailto:wallace.mcgaughey@dot.gov">wallace.mcgaughey@dot.gov</a>
GARY McDONALD	(405) 686-2306	<a href="mailto:gary.mcdonald@dot.gov">gary.mcdonald@dot.gov</a>
DAN SHEA	(405) 686-2332	<a href="mailto:daniel.shea@dot.gov">daniel.shea@dot.gov</a>

## CAVEAT

*These materials were provided by the Pipeline and Hazardous Materials Safety Administration for use in its training programs. All reasonable efforts have been made to ensure that the material contained herein is accurate; however, due to the constantly changing domestic and international regulations, it is impossible to guarantee its absolute accuracy. This material is for training purposes only and is not meant to be relied on as a substitute for the Code of Federal Regulations or any other sources of applicable regulatory requirements.*

**PART 191 – TRANSPORTATION OF NATURAL AND OTHER GAS BY PIPELINE; ANNUAL REPORTS,  
INCIDENT REPORTS, AND SAFETY-RELATED CONDITION REPORTS**

**AMENDMENT TABLE OF SECTION REVISIONS FOR THIS VERSION OF PART 191**

<b>PART 191 AMENDMENT NUMBER</b>	<b>EFFECTIVE DATE OF AMENDMENT</b>	<b>PARAGRAPH IMPACT</b>	<b>IN REFERENCE TO:</b>
191-[18]*	03/08/05	191.1, .3, .7, .27	NOMENCLATURE CHANGE AND TECHNICAL AMENDMENTS
191-[19]	04/28/08	191.7, .27	ADMINISTRATIVE PROCEDURES, UPDATES AND TECHNICAL AMENDMENTS
191-[20]	02/17/09	191.7, .27	ADMINISTRATIVE PROCEDURES, ADDRESS UPDATES, AND TECHNICAL AMENDMENTS
191-21	11/26/10	191.1, .3, .5, .7, 9, .11, .15, .17, .19, .21, .22	UPDATES TO PIPELINE AND LIQUEFIED NATURAL GAS REPORTING REQUIREMENTS
191-22	02/01/11	191.12	PIPELINE SAFETY: MECHANICAL FITTING FAILURE REPORTING REQUIREMENTS
191-23	10/1/15	191.7, .25, .27, .29	PIPELINE SAFETY: MISCELLANEOUS CHANGES TO PIPELINE SAFETY REGULATIONS

\*OPS quit numbering their new amendments. For the purposes of tracking, T&Q is maintaining a numbering system.



**PART 191 – TRANSPORTATION OF NATURAL AND OTHER GAS BY PIPELINE; ANNUAL REPORTS, INCIDENT REPORTS, AND SAFETY-RELATED CONDITION REPORTS**

<p>Sec. 191.1 Scope. 191.3 Definitions. 191.5 Immediate notice of certain incidents 191.7 Report submission requirements. 191.9 Distribution system: Incident report. 191.11 Distribution system: Annual report. 191.13 Distribution systems reporting transmission pipelines; transmission or gathering systems reporting distribution pipelines. 191.12 Distribution Systems: Mechanical Fitting Failure Reports 191.15 Transmission systems; gathering systems; and liquefied natural gas facilities: Incident report. 191.17 Transmission systems; gathering systems; and liquefied natural gas facilities: Annual report 191.21 OMB control number assigned to information collection. 191.22 National Registry of Pipeline and LNG Operators. 191.23 Reporting safety-related conditions. 191.25 Filing safety-related condition reports. 191.27 [Removed] 191.29 National Pipeline Mapping System.</p>	<p>located in the United States or Puerto Rico, including pipelines within the limits of the Outer Continental Shelf as that term is defined in the Outer Continental Shelf Lands Act [43 U.S.C. 1331].</p> <p>(b) This part does not apply to—</p> <p>(1) Offshore gathering of gas in State waters upstream from the outlet flange of each facility where hydrocarbons are produced or where produced hydrocarbons are first separated, dehydrated, or otherwise processed, whichever facility is farther downstream;</p> <p>(2) Pipelines on the Outer Continental Shelf (OCS) that are producer-operated and cross into State waters without first connecting to a transporting operator's facility on the OCS, upstream (generally seaward) of the last valve on the last production facility on the OCS. Safety equipment protecting PHMSA-regulated pipeline segments is not excluded. Producing operators for those pipeline segments upstream of the last valve of the last production facility on the OCS may petition the Administrator, or designee, for approval to operate under PHMSA regulations governing pipeline design, construction, operation, and maintenance under 49 CFR 190.9.</p> <p>(3) Pipelines on the Outer Continental Shelf upstream of the point at which operating responsibility transfers from a producing operator to a transporting operator; or</p> <p>(4) Onshore gathering of gas--</p> <p>(i) Through a pipeline that operates at less than 0 psig (0 kPa);</p> <p>(ii) Through a pipeline that is not a regulated onshore gathering line (as determined in §192.8 of this subchapter); and</p> <p>(iii) Within inlets of the Gulf of Mexico, except for the requirements in §192.612.</p>
---	---

**Authority:** 49 U.S.C. 5121, 60102, 60103, 60104, 60108, 60117, 60118, 60124, 60132, and 49 CFR 1.97.

**§191.1 Scope.**

(a) This part prescribes requirements for the reporting of incidents, safety-related conditions, and annual pipeline summary data by operators of gas pipeline facilities

**PART 191 – TRANSPORTATION OF NATURAL AND OTHER GAS BY PIPELINE; ANNUAL REPORTS, INCIDENT REPORTS, AND SAFETY-RELATED CONDITION REPORTS**

[Part 191 - Org., Jan. 8, 1970, as amended by Amdt. 191-5, 49 FR 18960, May 3, 1984; Amdt. 191-6, 53 FR 24949, July 1, 1988; Amdt. 191-11, 61 FR 27789, June 3, 1996; Amdt. 191-12, 62 FR 61692, Nov. 19, 1997; Amdt. 191-16, 68 FR 46109, Aug. 5, 2003; Amdt. 191-[18], 70 FR 11135, Mar. 8, 2005; Amdt. 191-21, 75 FR 72877, Nov. 26, 2010]

**§191.3 Definitions.**

As used in this part and in the PHMSA Forms referenced in this part—

**Administrator** means the Administrator, Pipeline and Hazardous Materials Safety Administration, or his or her delegate.

**Gas** means natural gas, flammable gas, or gas which is toxic or corrosive;

**Incident** means any of the following events:

(1) An event that involves a release of gas from a pipeline or of liquefied natural gas, liquefied petroleum gas, refrigerant gas, or gas from an LNG facility, and that results in one or more of the following consequences:

(i) A death, or personal injury necessitating in-patient hospitalization;

(ii) Estimated property damage of \$50,000 or more, including loss to the operator and others, or both, but excluding cost of gas lost;

(iii) Unintentional estimated gas loss of three million cubic feet or more;

(2) An event that results in an emergency shutdown of an LNG facility. Activation of an emergency shutdown system for reasons other than an actual emergency does not constitute an incident.

(3) An event that is significant, in the judgment of the operator, even though it did not meet the criteria of paragraphs (1) or (2) of this definition.

**LNG facility** means a liquefied natural gas facility as defined in §193.2007 of Part 193 of this Chapter;

**Master Meter System** means a pipeline system for distributing gas within, but not limited to, a definable area, such as a mobile home park, housing project, or apartment complex, where the operator purchases metered gas from an outside source for resale through a gas distribution pipeline system. The gas distribution pipeline system supplies the ultimate consumer who either purchases the gas directly through a meter or by other means, such as by rents;

**Municipality** means a city, county, or any other political subdivision of a State;

**Offshore** means beyond the line of ordinary low water along that portion of the coast of the United States that is in direct contact with the open seas and beyond the line marking the seaward limit of inland waters;

**Operator** means a person who engages in the transportation of gas;

**Outer Continental Shelf** means all submerged lands lying seaward and outside the area of lands beneath navigable waters as defined in Section 2 of the Submerged Lands Act (43 U.S.C. 1301) and of which the subsoil and seabed appertain to the United States and are subject to its jurisdiction and control.

**Person** means any individual, firm, joint venture, partnership, corporation, association, State, municipality, cooperative

**PART 191 – TRANSPORTATION OF NATURAL AND OTHER GAS BY PIPELINE; ANNUAL REPORTS, INCIDENT REPORTS, AND SAFETY-RELATED CONDITION REPORTS**

association, or joint stock association, and includes any trustee, receiver, assignee, or personal representative thereof;

**Pipeline or Pipeline System** means all parts of those physical facilities through which gas moves in transportation, including but not limited to, pipe, valves, and other appurtenance attached to pipe, compressor units, metering stations, regulator stations, delivery station, holders, and fabricated assemblies.

**State** includes each of the several States, the District of Columbia, and the Commonwealth of Puerto Rico;

**Transportation of gas** means the gathering, transmission, or distribution of gas by pipeline, or the storage of gas in or affecting interstate or foreign commerce.

[Part 191 - Org., Jan. 8, 1970, as amended by Amdt. 191-5, 49 FR 18956, May 3, 1984; Amdt. 191-10, 61 FR 18512, Apr. 26, 1996; Amdt. 191-12, 62 FR 61692, Nov. 19, 1997; Amdt. 191-15, 68 FR 11748, Mar. 12, 2003; Amdt. 191-[18], 70 FR 11135, Mar. 8, 2005, Amdt. 191-21, 75 FR 72877, Nov. 26, 2010]

**§191.5 Immediate notice of certain incidents.**

(a) At the earliest practicable moment following discovery, each operator shall give notice in accordance with paragraph (b) of this section of each incident as defined in §191.3.

(b) Each notice required by paragraph (a) of this section must be made to the National Response Center either by telephone to 800-424-8802 (in Washington, DC, 202 267-2675) or electronically at <http://www.nrc.uscg.mil> and must include the following information:

- (1) Names of operator and person making report and their telephone numbers.
- (2) The location of the incident.
- (3) The time of the incident.
- (4) The number of fatalities and personal injuries, if any.
- (5) All other significant facts that are known by the operator that are relevant to the cause of the incident or extent of the damages.

[Part 191 - Org. Jan. 8, 1970, as amended by Amdt. 191-1, 36 FR 7507, Apr. 2, 1971; Amdt. 191-4, 47 FR 32719, July 29, 1982; Amdt. 191-5, 49 FR 18956, May 3, 1984; Amdt. 191-8, 54 FR 40878, Oct. 4, 1989; Amdt. 191-21, 75 FR 72877, Nov. 26, 2010]

**§191.7 Report submission requirements.**

(a) *General.* Except as provided in paragraphs (b) and (e) of this section, an operator must submit each report required by this part electronically to the Pipeline and Hazardous Materials Safety Administration at <http://portal.phmsa.dot.gov/pipeline> unless an alternative reporting method is authorized in accordance with paragraph (d) of this section.

(b) *Exceptions.* An operator is not required to submit a safety-related condition report (§191.25) electronically.

(c) *Safety-related conditions.* An operator must submit concurrently to the applicable State agency a safety-related condition report required by §191.23 for intrastate pipeline transportation or when the State agency acts as an agent of the Secretary with respect to interstate transmission facilities.

(d) *Alternative Reporting Method.* If electronic reporting imposes an undue burden and hardship, an operator may submit a written request for an alternative reporting method to the Information

**PART 191 – TRANSPORTATION OF NATURAL AND OTHER GAS BY PIPELINE; ANNUAL REPORTS, INCIDENT REPORTS, AND SAFETY-RELATED CONDITION REPORTS**

Resources Manager, Office of Pipeline Safety, Pipeline and Hazardous Materials Safety Administration, PHP-20, 1200 New Jersey Avenue, SE, Washington DC 20590. The request must describe the undue burden and hardship. PHMSA will review the request and may authorize, in writing, an alternative reporting method. An authorization will state the period for which it is valid, which may be indefinite. An operator must contact PHMSA at 202-366-8075, or electronically to [informationresourcesmanager@dot.gov](mailto:informationresourcesmanager@dot.gov) or make arrangements for submitting a report that is due after a request for alternative reporting is submitted but before an authorization or denial is received.

(e) *National Pipeline Mapping System (NPMS)*. An operator must provide the NPMS data to the address identified in the NPMS Operator Standards manual available at [www.npms.phmsa.dot.gov](http://www.npms.phmsa.dot.gov) or by contacting the PHMSA Geographic Information Systems Manager at (202) 366-4595.

[Part 191 - Org., Jan. 8, 1970, as amended by Amdt. 191-3, 46 FR 37250, July 20, 1981; Amdt. 191-4, 47 FR 32719, July 29, 1982; Amdt. 191-5, 49 FR 18956, May 3, 1984; Amdt. 191-6, 53 FR 24942, July 1, 1988; Amdt. 191-16 (17), 69 FR 32886, June 14, 2004; Amdt. 191-[18], 70 FR 11135, Mar. 8, 2005; Amdt. 191-[19], 73 FR 16562, Mar. 28, 2008; Amdt. 191-20, 74 FR 2889, January 16, 2009; Amdt. 191-21, 75 FR 72877, Nov. 26, 2010; Amdt. 191-23, 80 FR 12762, March 11, 2015]

**§191.9 Distribution system: Incident report.**

(a) Except as provided in paragraph (c) of this section, each operator of a

distribution pipeline system shall submit Department of Transportation Form RSPA F 7100.1 as soon as practicable but not more than 30 days after detection of an incident required to be reported under §191.5.

(b) When additional relevant information is obtained after the report is submitted under paragraph (a) of this section, the operator shall make supplementary reports as deemed necessary with a clear reference by date and subject to the original report.

(c) Master meter operators are not required to submit an incident report as required by this section.

[Part 191 - Org. Jan. 8, 1970, as amended by Amdt. 191-3, 46 FR 37250, July 20, 1981; Amdt. 191-5, 49 FR 18956, May 3, 1984; Amdt. 191-21, 75 FR 72877, Nov. 26, 2010]

**§191.11 Distribution system: Annual report.**

(a) *General*. Except as provided in paragraph (b) of this section, each operator of a distribution pipeline system must submit an annual report for that system on DOT Form PHMSA F 7100.1-1. This report must be submitted each year, not later than March 15, for the preceding calendar year.

(b) *Not required*. The annual report requirement in this section does not apply to a master meter system or to a petroleum gas system that serves fewer than 100 customers from a single source.

[Part 191 – Org., Jan. 8, 1970, as amended by Amdt. 191-2, 37 FR 1173, Jan. 26, 1972; Amdt. 191-5, 49 FR 18956, May 3, 1984; Amdt. 191-21, 75 FR 72877, Nov. 26, 2010]

**PART 191 – TRANSPORTATION OF NATURAL AND OTHER GAS BY PIPELINE; ANNUAL REPORTS, INCIDENT REPORTS, AND SAFETY-RELATED CONDITION REPORTS**

**§ 191.12 Distribution Systems: Mechanical Fitting Failure Reports**

Each mechanical fitting failure, as required by § 192.1009, must be submitted on a Mechanical Fitting Failure Report Form PHMSA F-7100.1-2. An operator must submit a mechanical fitting failure report for each mechanical fitting failure that occurs within a calendar year not later than March 15 of the following year (for example, all mechanical failure reports for calendar year 2011 must be submitted no later than March 15, 2012). Alternatively, an operator may elect to submit its reports throughout the year. In addition, an operator must also report this information to the State pipeline safety authority if a State has obtained regulatory authority over the operator's pipeline.

[Amdt. 191-22, 76 FR 5494, Feb. 1, 2011]

**§191.13 Distribution systems reporting transmission pipelines; transmission or gathering systems reporting distribution pipelines.**

Each operator, primarily engaged in gas distribution, who also operates gas transmission or gathering pipelines shall submit separate reports for these pipelines as required by §§191.15 and 191.17. Each operator, primarily engaged in gas transmission or gathering, who also operates gas distribution pipelines shall submit separate reports for these pipelines as required by §§191.9 and 191.11.

[Part 191 - Org., Jan. 8, 1970, as amended by Amdt. 191-5, 49 FR 18956, May 3, 1984]

**§191.15 Transmission systems; gathering systems; and liquefied natural gas facilities: Incident report.**

(a) *Transmission or Gathering.* Each operator of a transmission or a gathering pipeline system must submit DOT Form PHMSA F 7100.2 as soon as practicable but not more than 30 days after detection of an incident required to be reported under §191.5 of this part.

(b) *LNG.* Each operator of a liquefied natural gas plant or facility must submit DOT Form PHMSA F 7100.3 as soon as practicable but not more than 30 days after detection of an incident required to be reported under §191.5 of this part.

(c) *Supplemental report.* Where additional related information is obtained after a report is submitted under paragraph (a) or (b) of this section, the operator must make a supplemental report as soon as practicable with a clear reference by date to the original report.

[Part 191 - Org., Jan. 8, 1970, as amended by Amdt. 191-5, 49 FR 18956, May 3, 1984; Amdt. 191-21, 75 FR 72877, Nov. 26, 2010]

**§191.17 Transmission systems; gathering systems; and liquefied natural gas facilities: Annual report.**

(a) *Transmission or Gathering.* Each operator of a transmission or a gathering pipeline system must submit an annual report for that system on DOT Form PHMSA 7100.2.1. This report must be submitted each year, not later than March 15, for the preceding calendar year, except that for the 2010 reporting year the report must be submitted by June 15, 2011.

(b) *LNG.* Each operator of a liquefied natural gas facility must submit an annual

**PART 191 – TRANSPORTATION OF NATURAL AND OTHER GAS BY PIPELINE; ANNUAL REPORTS, INCIDENT REPORTS, AND SAFETY-RELATED CONDITION REPORTS**

report for that system on DOT Form PHMSA 7100.3-1 This report must be submitted each year, not later than March 15, for the preceding calendar year, except that for the 2010 reporting year the report must be submitted by June 15, 2011.

1981; Amdt. 191-10, 61 FR 18512, Apr. 26, 1996; Amdt. 191-21, 75 FR 72878, Nov. 26, 2010]

[Part 191 - Org., Jan. 8, 1970, as amended by Amdt. 191-5, 49 FR 18956, May 3, 1984; Amdt. 191-21, 75 FR 72877, Nov. 26, 2010]

**§191.21 OMB control number assigned to information collection.**

This section displays the control number assigned by the Office of Management and Budget (OMB) to the information collection requirements in this part. The Paperwork Reduction Act requires agencies to display a current control number assigned by the Director of OMB for each agency information collection requirement.

**§191.19 Removed.**

[Part 191 - Org., Jan. 8, 1970, as amended by Amdt. 191-3, 46 FR 37250, July 20,

OMB Control Number 2137-0522	
Section of 49 CFR Part 191 where identified	Form No.
191.5.....	Telephonic.
191.9.....	PHMSA 7100.1, PHMSA 7100.3.
191.11.....	PHMSA 7100.1-1, PHMSA 7100.3-1.
191.15.....	PHMSA 7100.2.
191.17.....	PHMSA 7100.2-1.
191.22.....	PHMSA 1000.1.

[Part 191 - Org., Jan. 8, 1970, as amended by Amdt. 191-5, 49 FR 18956, May 3, 1984; Amdt. 191-13, 63 FR 7721, Feb. 17, 1998; Amdt. 191-21, 75 FR 72877, Nov. 26, 2010]

Pipeline and LNG Operators in accordance with §191.7.

(b) OPID validation. An operator who has already been assigned one or more OPID by January 1, 2011, must validate the information associated with each OPID through the National Registry of Pipeline and LNG Operators at <http://opsweb.phmsa.dot.gov>, and correct that information as necessary, no later than June 30, 2012.

**§191.22 National Registry of Pipeline and LNG Operators.**

(a) OPID Request. Effective January 1, 2012, each operator of a gas pipeline, gas pipeline facility, LNG plant or LNG facility must obtain from PHMSA an Operator Identification Number (OPID). An OPID is assigned to an operator for the pipeline or pipeline system for which the operator has primary responsibility. To obtain on OPID, an operator must complete an OPID Assignment Request DOT Form PHMSA F 1000.1 through the National Registry of

(c) Changes. Each operator of a gas pipeline, gas pipeline facility, LNG plant or LNG facility must notify PHMSA electronically through the National Registry of Pipeline and LNG Operators at <http://opsweb.phmsa.dot.gov> of certain events.

**PART 191 – TRANSPORTATION OF NATURAL AND OTHER GAS BY PIPELINE; ANNUAL REPORTS, INCIDENT REPORTS, AND SAFETY-RELATED CONDITION REPORTS**

(1) An operator must notify PHMSA of any of the following events not later than 60 days before the event occurs:

(i) Construction or any planned rehabilitation, replacement, modification, upgrade, uprate, or update of a facility, other than a section of line pipe, that costs \$10 million or more. If 60 day notice is not feasible because of an emergency, an operator must notify PHMSA as soon as practicable;

(ii) Construction of 10 or more miles of a new pipeline; or

(iii) Construction of a new LNG plant or LNG facility.

(2) An operator must notify PHMSA of any of the following events not later than 60 days after the event occurs:

(i) A change in the primary entity responsible (i.e., with an assigned OPID) for managing or administering a safety program required by this part covering pipeline facilities operated under multiple OPIDs.

(ii) A change in the name of the operator;

(iii) A change in the entity (e.g., company, municipality) responsible for an existing pipeline, pipeline segment, pipeline facility, or LNG facility;

(iv) The acquisition or divestiture of 50 or more miles of a pipeline or pipeline system subject to Part 192 of this subchapter; or

(v) The acquisition or divestiture of an existing LNG plant or LNG facility subject to Part 193 of this subchapter.

(d) Reporting. An operator must use the OPID issued by PHMSA for all reporting requirements covered under this subchapter and for submissions to the National Pipeline Mapping System.

[Amdt. 191-21, 75 FR 72877, Nov. 26, 2010]

**§191.23 Reporting safety-related conditions.**

(a) Except as provided in paragraph (b) of this section, each operator shall report in accordance with §191.25 the existence of any of the following safety-related conditions involving facilities in service:

(1) In the case of a pipeline (other than an LNG facility) that operates at a hoop stress of 20 percent or more of its specified minimum yield strength, general corrosion that has reduced the wall thickness to less than that required for the maximum allowable operating pressure, and localized corrosion pitting to a degree where leakage might result.

(2) Unintended movement or abnormal loading by environmental causes, such as an earthquake, landslide, or flood, that impairs the serviceability of a pipeline or the structural integrity or reliability of an LNG facility that contains, controls, or processes gas or LNG.

(3) Any crack or other material defect that impairs the structural integrity or reliability of an LNG facility that contains, controls, or processes gas or LNG.

(4) Any material defect or physical damage that impairs the serviceability of a pipeline that operates at a hoop stress of 20 percent or more of its specified minimum yield strength.

(5) Any malfunction or operating error that causes the pressure of a pipeline or LNG facility that contains or processes gas or LNG to rise above its maximum allowable operating pressure (or working pressure for LNG facilities) plus the build-up allowed for operation of pressure limiting or control devices.

(6) A leak in a pipeline or LNG facility that contains or processes gas or LNG that constitutes an emergency.

**PART 191 – TRANSPORTATION OF NATURAL AND OTHER GAS BY PIPELINE; ANNUAL REPORTS, INCIDENT REPORTS, AND SAFETY-RELATED CONDITION REPORTS**

(7) Inner tank leakage, ineffective insulation, or frost heave that impairs the structural integrity of an LNG storage tank.

(8) Any safety-related condition that could lead to an imminent hazard and causes (either directly or indirectly by remedial action of the operator), for purposes other than abandonment, a 20 percent or more reduction in operating pressure or shutdown of operation of a pipeline or an LNG facility that contains or processes gas or LNG.

(b) A report is not required for any safety-related condition that—

(1) Exists on a master meter system or a customer-owned service line;

(2) Is an incident or results in an incident before the deadline for filing the safety-related condition report;

(3) Exists on a pipeline (other than an LNG facility) that is more than 220 yards (200 meters) from any building intended for human occupancy or outdoor place of assembly, except that reports are required for conditions within the right-of-way of an active railroad, paved road, street, or highway; or

(4) Is corrected by repair or replacement in accordance with applicable safety standards before the deadline for filing the safety-related condition report, except that reports are required for conditions under paragraph (a)(1) of this section other than localized corrosion pitting on an effectively coated and cathodically protected pipeline.

[Amdt. 191-6, 53 FR 24942, July 1, 1988; Amdt. 191-14, 63 FR 37500, July 13, 1998]

**§191.25 Filing safety-related condition reports.**

(a) Each report of a safety-related condition under §191.23(a) must be filed (received by OPS within five working days,

not including Saturday, Sunday, or Federal Holidays) after the day a representative of the operator first determines that the condition exists, but not later than 10 working days after the day a representative of the operator discovers the condition. Separate conditions may be described in a single report if they are closely related. Reports may be transmitted by electronic mail to InformationResourcesManager@dot.gov or by facsimile at (202) 366-7128.

(b) The report must be headed "Safety-Related Condition Report" and provide the following information:

(1) Name and principal address of operator.

(2) Date of report.

(3) Name, job title, and business telephone number of person submitting the report.

(4) Name, job title, and business telephone number of person who determined that the condition exists.

(5) Date condition was discovered and date condition was first determined to exist.

(6) Location of condition, with reference to the State (and town, city, or county) or offshore site, and as appropriate, nearest street address, offshore platform, survey station number, milepost, landmark, or name of pipeline.

(7) Description of the condition, including circumstances leading to its discovery, any significant effects of the condition on safety, and the name of the commodity transported or stored.

(8) The corrective action taken (including reduction of pressure or shutdown) before the report is submitted and the planned follow-up future corrective action, including the anticipated schedule for starting and concluding such action.

[Amdt. 191-6, 53 FR 24942, July 1, 1988, as amended by Amdt. 191-7, 54 FR 32342, Aug. 7, 1989, as amended by Amdt. 191-8,



**PART 191 – TRANSPORTATION OF NATURAL AND OTHER GAS BY PIPELINE; ANNUAL REPORTS, INCIDENT REPORTS, AND SAFETY-RELATED CONDITION REPORTS**

54 FR 40878, Oct. 4, 1989; Amdt. 191-10, 61 FR 18512, Apr. 26, 1996; Amdt. 191-23, 80 FR 12762, March 11, 2015]

operator must comply with the guidance provided in the NPMS Operator Standards manual available at [www.npms.phmsa.dot.gov](http://www.npms.phmsa.dot.gov) or contact the PHMSA Geographic Information Systems Manager at (202) 366-4595).

**§191.27 [Removed].**

[Amdt. 191-9, 56 FR 63764, Dec. 5, 1991; Amdt. 191-14, 63 FR 37500, July 13, 1998; Amdt. 191-[18], 70 FR 11135, Mar. 8, 2005; Amdt. 191-[19], 73 FR 16562, Mar. 28, 2008; Amdt. 191-20, 74 FR 2889, January 16, 2009; Amdt. 191-23, 80 FR 12762, March 11, 2015]

[Amdt. 191-23, 80 FR 12762, March 11, 2015]

**§191.29 National Pipeline Mapping System**

(a) Each operator of a gas transmission pipeline or liquefied natural gas facility must provide the following geospatial data to PHMSA for that pipeline or facility:

(1) Geospatial data, attributes, metadata and transmittal letter appropriate for use in the National Pipeline Mapping System. Acceptable formats and additional information are specified in the NPMS Operator Standards Manual available at [www.npms.phmsa.dot.gov](http://www.npms.phmsa.dot.gov) or by contacting the PHMSA Geographic Information Systems Manager at (202) 366-4595.

(2) The name of and address for the operator.

(3) The name and contact information of a pipeline company employee, to be displayed on a public Web site, who will serve as a contact for questions from the general public about the operator's NPMS data.

(b) The information required in paragraph (a) of this section must be submitted each year, on or before March 15, representing assets as of December 31 of the previous year. If no changes have occurred since the previous year's submission, the

## AMENDMENTS TO 49 CFR PART 191

PART 191 AMENDMENT NUMBER	EFFECTIVE DATE OF AMENDMENT	SECTION IMPACT	IN REFERENCE TO:
1	4/20/71	191.5(b)	REPORT OF LEAKS
2	1/26/72	191.11	ANNUAL REPORT (SMALL SYSTEMS)
3	7/20/81	191.7, .9	ADDRESS CHANGE
4	10/27/82	191.5(b), .7	TELEPHONE NUMBER CHANGE
5	6/6/84	191.1, .3, .5, .7, .9, .11, .13, .15, .17, .21	ANNUAL & INCIDENTS REPORTS
5A	11/1/85	Throughout	REFERENCE CHANGE FROM MTB TO OPS
6	9/20/88	191, .1, .23, .25	REPORTING UNSAFE CONDITIONS
7	8/7/89	191.25	CLARIFIES "SAFETY RELATED CONDITION" REPORTING REQUIREMENT
8	10/4/89	191.5(b), .25(a)	TELEPHONE NUMBER CHANGE/INCIDENTS & ACCIDENTS
8	10/9/89	191.25(a)	SAFETY RELATED CONDITION
9	1/6/92	191.27	FILING OFFSHORE PIPELINE CONDITION REPORTS
10	4/26/96	191.Auth., .3, .19, .25	REPORTING & RECORD KEEPING REQUIREMENTS
11	7/3/96	191.1	DELETION OF PHRASE "ON THE OUTER CONTINENTAL SHELF (OCS)"
12	3/19/98	191.1, .3	REGULATIONS IMPLEMENTING MOU WITH DEPT. OF INTERIOR
13	5/4/98	191.21	CORRECT CHART HEADING
14	7/13/98	191.23, .27	METRIC EQUIVALENTS
15	03/12/03	191.3	DEFINITION OF ADMINISTRATOR
16	09/04/03	191.1	OFFSHORE GATHERING OF GAS IN STATE WATERS
17	07/14/04	191.7	NEW ADDRESS FOR WRITTEN REPORTS

## AMENDMENTS TO 49 CFR PART 191

PART 191 AMENDMENT NUMBER	EFFECTIVE DATE OF AMENDMENT	SECTION IMPACT	IN REFERENCE TO:
[18]	03/08/05	191.1, .3, .7, .27	NOMENCLATURE CHANGE AND TECHNICAL AMENDMENTS
[19]	04/28/08	191.7, 191.27	ADMINISTRATIVE PROCEDURES, UPDATES AND TECHNICAL AMENDMENTS
[20]	02/17/09	191.7, .27	ADMINISTRATIVE PROCEDURES, ADDRESS UPDATES, AND TECHNICAL AMENDMENTS
[21]	11/26/2010	191.1, .3, .5, .7, 9, .11, .15, .17, .19, .21, .22	UPDATES TO PIPELINE AND LIQUEFIED NATURAL GAS REPORTING REQUIREMENTS
[22]	02/01/11	191.12	PIPELINE SAFETY: MECHANICAL FITTING FAILURE REPORTING REQUIREMENTS
[23]	<u>10/1/15</u>	<u>191.7, .25, .27,</u> <u>.29</u>	<u>PIPELINE SAFETY: MISCELLANEOUS</u> <u>CHANGES TO PIPELINE SAFETY</u> <u>REGULATIONS</u>

**U.S. DEPARTMENT OF TRANSPORTATION  
PIPELINE AND HAZARDOUS MATERIALS SAFETY ADMINISTRATION  
OFFICE OF PIPELINE SAFETY**



U.S. Department of Transportation  
**Pipeline and Hazardous Materials  
Safety Administration**

**PIPELINE SAFETY REGULATIONS**

**49 CFR PART 192**

**TRANSPORTATION OF NATURAL AND OTHER GAS BY PIPELINE:  
MINIMUM FEDERAL SAFETY STANDARDS  
(Current through Amendment 120, as of March 2015)**

Pipeline and Hazardous Materials Safety Administration  
INSPECTOR TRAINING & QUALIFICATIONS DIVISION (PHP-70)  
3700 South MacArthur Blvd., Suite B  
Oklahoma City, OK 73179-7612

Office: (405) 686-2310

Fax: (405) 686-2311

**Printed August 2015**

**PHMSA OFFICE OF PIPELINE SAFETY**  
**INSPECTOR TRAINING & QUALIFICATION DIVISION (PHP-70)**  
3700 S. MACARTHUR BLVD., SUITE B  
OKLAHOMA CITY, OK 73179  
(405) 686-2310

DOUGLAS R. WHITE, EdD	(405) 686-2345	<a href="mailto:douglas.r.white@dot.gov">douglas.r.white@dot.gov</a>
CHARLIE HELM	(405) 686-2315	<a href="mailto:charles.helm@dot.gov">charles.helm@dot.gov</a>
WAYNE ST.GERMAIN	(405) 686-2315	<a href="mailto:wayne.stgermain@dot.gov">wayne.stgermain@dot.gov</a>
PAMELA WEST	(405) 686-2328	<a href="mailto:pamela.west@dot.gov">pamela.west@dot.gov</a>
BRYAN KICHLER	(405) 686-2335	<a href="mailto:bryan.kichler@dot.gov">bryan.kichler@dot.gov</a>
LETICIA SANTOS	(405) 686-2349	<a href="mailto:leticia.santos@dot.gov">leticia.santos@dot.gov</a>
WALLY MCGAUGHEY	(405) 686-2303	<a href="mailto:wallace.mcgaughey@dot.gov">wallace.mcgaughey@dot.gov</a>
GARY McDONALD	(405) 686-2306	<a href="mailto:gary.mcdonald@dot.gov">gary.mcdonald@dot.gov</a>
DAN SHEA	(405) 686-2332	<a href="mailto:daniel.shea@dot.gov">daniel.shea@dot.gov</a>

## CAVEAT

*These materials were provided by the Pipeline and Hazardous Materials Safety Administration for use in its training programs. All reasonable efforts have been made to ensure that the material contained herein is accurate; however, due to the constantly changing domestic and international regulations, it is impossible to guarantee its absolute accuracy. This material is for training purposes only and is not meant to be relied on as a substitute for the Code of Federal Regulations or any other sources of applicable regulatory requirements.*

**PART 192 – TRANSPORTATION OF NATURAL AND OTHER GAS BY PIPELINE:  
MINIMUM FEDERAL SAFETY STANDARDS**

**NEW FORMAT**

**For future versions of this manual, changes to the regulations will show a highlight for deletions and an underline for additions.**

**AMENDMENT TABLE OF SECTION REVISIONS FOR THIS VERSION OF PART 192**

<b>PART 192 AMENDMENT NUMBER</b>	<b>EFFECTIVE DATE OF AMENDMENT</b>	<b>PARAGRAPH IMPACT</b>	<b>IN REFERENCE TO:</b>
192-[108]*	01/23/09	192.121, .123	PA-11 DESIGN PRESSURES
192-[109]*	02/17/09	192.7, .727, .949, .951	ADMINISTRATIVE PROCEDURES, ADDRESS UPDATES, AND TECHNICAL AMENDMENTS
192-[110]*	04/21/09	192.7	INCORPORATION BY REFERENCE UPDATE: AMERICAN PETROLEUM INSTITUTE (API) STANDARDS 5L AND 1104
192-111	01/29/10	192.112, .121, .620	EDITORIAL AMENDMENTS TO THE PIPELINE SAFETY REGULATIONS.
192-112	02/01/10	192.3, .605, .615, .631	CONTROL ROOM MANAGEMENT/ HUMAN FACTORS
192-112c	02/01/10	192.631	CORRECTION
192-113	02/02/10	192.383, Subpart P	INTEGRITY MANAGEMENT PROGRAM FOR GAS DISTRIBUTION PIPELINES
192-113c	02/12/10	192.383	CORRECTION
192-114	10/01/2010	192.3, .7, .63, .65, .121, .123, .145, .191, .281, .283, .465, .711, .923, .925, .931, .935, .939, APPENDIX B	PERIODIC UPDATES OF REGULATORY REFERENCES TO TECHNICAL STANDARDS AND MISCELLANEOUS EDITS
192.115	11/26/2010	192.945, 951,	UPDATES TO LIQUEFIED NATURAL GAS REPORTING REQUIREMENTS
192.116	02/01/11	192.383, .1001, .1007, .1009	PIPELINE SAFETY: MECHANICAL FITTING FAILURE REPORTING REQUIREMENTS
192.117	06/06/11	192.631	PIPELINE SAFETY: CONTROL ROOM MANAGMENT/HUMAN FACTORS
192.118	09/25/13	192.603	PIPELINE SAFETY, FIRE PREVENTION, SECURITY MEASURES

**PART 192 – TRANSPORTATION OF NATURAL AND OTHER GAS BY PIPELINE:  
MINIMUM FEDERAL SAFETY STANDARDS**

<u>192.119</u>	<u>03/06/15</u>	<u>192.7, .11, .55, .59, .63, .65, .112, .113, .123, .145, .147, .153, .163, .165, .177, .189, .191, .225, .227, .229, .241, .281, .283, .485, .735, .903, .923, .925, .931, .935, .939,</u> <u>APPENDIX B</u>	<u>TRANSPORTATION OF NATURAL AND OTHER GAS BY PIPELINE: MINIMUM FEDERAL SAFETY STANDARDS</u>
<u>192.120</u>	<u>03/11/15</u>	<u>192.3, .9, .65, .112, .153, .165, .225, .227, .229, .241, .243, .285, .305, .503, .505, .620, .805, .925, .949</u>	<u>TRANSPORTATION OF NATURAL AND OTHER GAS BY PIPELINE: MINIMUM FEDERAL SAFETY STANDARDS</u>

\*OPS quit numbering their new amendments for a period of time. For the purposes of tracking, TQ is maintaining a numbering system.

Copies of 49 CFR Parts 190 through 199 and Part 40 are available for download at:  
<http://www.phmsa.dot.gov>.

**Subpart A–General**

**Section**

- 192.1 What is the scope of this part?
- 192.3 Definitions.
- 192.5 Class locations.
- 192.7 What documents are incorporated by reference partly or wholly in this part?
- 192.8 How are onshore gathering lines and regulated onshore gathering lines determined?
- 192.9 What requirements apply to gathering lines?
- 192.10 Outer Continental Shelf pipelines.
- 192.11 Petroleum gas systems.
- 192.13 What general requirements apply to pipelines regulated under this part?
- 192.14 Conversion to service subject to this part.
- 192.15 Rules of regulatory construction.
- 192.16 Customer notification.
- 192.17 [Reserved]

**Subpart B–Materials**

- 192.51 Scope.
- 192.53 General.
- 192.55 Steel pipe.
- 192.57 [Reserved]
- 192.59 Plastic pipe.
- 192.61 [Reserved]
- 192.63 Marking of materials.
- 192.65 Transportation of pipe.

**Subpart C–Pipe Design**

- 192.101 Scope.
- 192.103 General.
- 192.105 Design formula for steel pipe.
- 192.107 Yield strength (S) for steel pipe.
- 192.109 Nominal wall thickness (t) for steel pipe.
- 192.111 Design factor (F) for steel pipe.
- 192.112 Additional design requirements for steel pipe using alternative maximum allowable operating pressure.
- 192.113 Longitudinal joint factor (E) for steel pipe.
- 192.115 Temperature derating factor (T) for steel pipe.



**PART 192 – TRANSPORTATION OF NATURAL AND OTHER GAS BY  
PIPELINE: MINIMUM FEDERAL SAFETY STANDARDS**

- 192.117 [Reserved]
- 192.119 [Reserved]
- 192.121 Design of plastic pipe.
- 192.123 Design limitations for plastic pipe.
- 192.125 Design of copper pipe.

**Subpart D—Design of Pipeline Components**

- 192.141 Scope.
- 192.143 General requirements.
- 192.144 Qualifying metallic components.
- 192.145 Valves.
- 192.147 Flanges and flange accessories.
- 192.149 Standard fittings.
- 192.150 Passage of internal inspection devices.
- 192.151 Tapping.
- 192.153 Components fabricated by welding.
- 192.155 Welded branch connections.
- 192.157 Extruded outlets.
- 192.159 Flexibility.
- 192.161 Supports and anchors.
- 192.163 Compressor stations: Design and construction.
- 192.165 Compressor stations: Liquid removal.
- 192.167 Compressor stations: Emergency shutdown.
- 192.169 Compressor stations: Pressure limiting devices.
- 192.171 Compressor stations: Additional safety equipment.
- 192.173 Compressor stations: Ventilation.
- 192.175 Pipe-type and bottle-type holders.
- 192.177 Additional provisions for bottle-type holders.
- 192.179 Transmission line valves.
- 192.181 Distribution line valves.
- 192.183 Vaults: Structural design requirements.
- 192.185 Vaults: Accessibility.
- 192.187 Vaults: Sealing, venting, and ventilation.

- 192.189 Vaults: Drainage and waterproofing.
- 192.191 Design pressure of plastic fittings.
- 192.193 Valve installation in plastic pipe.
- 192.195 Protection against accidental overpressuring.
- 192.197 Control of the pressure of gas delivered from high-pressure distribution systems.
- 192.199 Requirements for design pressure relief and limiting devices.
- 192.201 Required capacity of pressure relieving and limiting stations.
- 192.203 Instrument, control, and sampling pipe and components.

**Subpart E—Welding of Steel in Pipelines**

- 192.221 Scope.
- 192.225 Welding procedures.
- 192.227 Qualification of welders.
- 192.229 Limitations on welders and welding operators.
- 192.231 Protection from weather.
- 192.233 Miter joints.
- 192.235 Preparation for welding.
- 192.241 Inspection and test of welds.
- 192.243 Nondestructive testing.
- 192.245 Repair or removal of defects.

**Subpart F—Joining of Materials Other Than by Welding**

- 192.271 Scope.
- 192.273 General.
- 192.275 Cast iron pipe.
- 192.277 Ductile iron pipe.
- 192.279 Copper pipe.
- 192.281 Plastic pipe.
- 192.283 Plastic pipe; Qualifying joining procedures.
- 192.285 Plastic pipe: Qualifying persons to make joints.
- 192.287 Plastic pipe: Inspection of joints.

**PART 192 – TRANSPORTATION OF NATURAL AND OTHER GAS BY  
PIPELINE: MINIMUM FEDERAL SAFETY STANDARDS**

**Subpart G—General Construction Requirements for Transmission Lines and Mains**

- 192.301 Scope.
- 192.303 Compliance with specifications or standards.
- 192.305 Inspection: General.
- 192.307 Inspection of materials.
- 192.309 Repair of steel pipe.
- 192.311 Repair of plastic pipe.
- 192.313 Bends and elbows.
- 192.315 Wrinkle bends in steel pipe.
- 192.317 Protection from hazards.
- 192.319 Installation of pipe in a ditch.
- 192.321 Installation of plastic pipe.
- 192.323 Casing.
- 192.325 Underground clearance.
- 192.327 Cover.
- 192.328 Additional construction requirements for steel pipe using alternative maximum allowable operating pressure.

**Subpart H—Customer Meters, Service Regulators, and Service Lines**

- 192.351 Scope.
- 192.353 Customer meters and regulators: Location.
- 192.355 Customer meters and regulators: Protection from damage.
- 192.357 Customer meters and regulators: Installation.
- 192.359 Customer meter installations: Operating pressure.
- 192.361 Service lines: Installation.
- 192.363 Service lines: Valve requirements.
- 192.365 Service lines: Location of valves.

- 192.367 Service lines: General requirements for connections to main piping.
- 192.369 Service lines: Connections to cast iron or ductile iron mains.
- 192.371 Service lines: Steel.
- 192.373 Service lines: Cast iron and ductile iron.
- 192.375 Service lines: Plastic.
- 192.377 Service lines: Copper.
- 192.379 New service lines not in use.
- 192.381 Service lines: Excess flow valve performance standards.
- 192.383 Excess flow valve installation

**Subpart I—Requirements for Corrosion Control**

- 192.451 Scope.
- 192.452 How does this subpart apply to converted pipelines and regulated on-shore gathering lines?
- 192.453 General.
- 192.455 External corrosion control: Buried or submerged pipelines installed after July 31, 1971.
- 192.457 External corrosion control: Buried or submerged pipelines installed before August 1, 1971.
- 192.459 External corrosion control: Examination of buried pipeline when exposed.
- 192.461 External corrosion control: Protective coating.
- 192.463 External corrosion control: Cathodic protection.
- 192.465 External corrosion control: Monitoring.
- 192.467 External corrosion control: Electrical isolation.
- 192.469 External corrosion control: Test stations.
- 192.471 External corrosion control: Test leads.
- 192.473 External corrosion control: Interference currents.
- 192.475 Internal corrosion control: General.

**PART 192 – TRANSPORTATION OF NATURAL AND OTHER GAS BY  
PIPELINE: MINIMUM FEDERAL SAFETY STANDARDS**

- |         |   |         |  |
|---------|---|---------|--|
| 192.476 | Internal corrosion control:<br>Design and construction of trans-<br>mission line.       | 192.555 | Upgrading to a pressure that will pro-<br>duce a hoop stress of 30<br>percent or more of SMYS in steel<br>pipelines.   |
| 192.477 | Internal corrosion control:<br>Monitoring.  | 192.557 | Upgrading: Steel pipelines to a pres-<br>sure that will produce a hoop stress<br>less than 30 percent of SMYS; plas-<br>tic, cast iron, and ductile iron pipe-<br>lines. |
| 192.479 | Atmospheric corrosion control:<br>General.  |         |  |
| 192.481 | Atmospheric corrosion control:<br>Monitoring.   |         |  |
| 192.483 | Remedial measures: General.   |         |  |
| 192.485 | Remedial measures:<br>Transmission lines.   |         |  |
| 192.487 | Remedial measures: Distribution<br>lines other than cast iron or<br>ductile iron lines. |         |  |
| 192.489 | Remedial measures: Cast iron<br>and ductile iron pipelines.                             |         |  |
| 192.490 | Direct assessment.  |         |  |
| 192.491 | Corrosion control records.  |         |  |

**Subpart J—Test Requirements**

- 192.501 Scope.
- 192.503 General requirements.
- 192.505 Strength test requirements for  
steel pipeline to operate at a hoop  
stress of 30 percent or more of  
SMYS.
- 192.507 Test requirements for pipelines  
to operate at a hoop stress less  
than 30 percent of SMYS and  
above 100 psig.
- 192.509 Test requirements for pipelines  
to operate below 100 psig.
- 192.511 Test requirements for service  
lines.
- 192.513 Test requirements for plastic  
pipelines.
- 192.515 Environmental protection and  
safety requirements.
- 192.517 Records.

**Subpart K—Upgrading**

- 192.551 Scope.
- 192.553 General requirements.

**Subpart L—Operations**

- 192.601 Scope.
- 192.603 General provisions.
- 192.605 Procedural manual for  
operations, maintenance, and emer-  
gencies.
- 192.607 [Removed]
- 192.609 Change in class location:  
Required study.
- 192.611 Change in class location:  
Confirmation or revision of  
maximum allowable operating pres-  
sure.
- 192.612 Underwater inspection and  
reburial of pipelines in the Gulf of  
Mexico and its inlets.
- 192.613 Continuing surveillance.
- 192.614 Damage prevention program.
- 192.615 Emergency plans.
- 192.616 Public awareness.
- 192.617 Investigation of failures.
- 192.619 Maximum allowable operating  
pressure: Steel or plastic pipelines.  
Alternative maximum allowable  
operating pressure for certain steel  
pipelines.
- 192.621 Maximum allowable operating  
pressure: High-pressure  
distribution systems.
- 192.623 Maximum and minimum  
allowable operating pressure: Low-  
pressure distribution  
systems.
- 192.625 Odorization of gas.
- 192.627 Tapping pipelines under  
pressure.
- 192.629 Purging of pipelines.

**PART 192 – TRANSPORTATION OF NATURAL AND OTHER GAS BY  
PIPELINE: MINIMUM FEDERAL SAFETY STANDARDS**

192.631 Control room management

**Subpart M—Maintenance**

- 192.701 Scope.
- 192.703 General.
- 192.705 Transmission lines: Patrolling.
- 192.706 Transmission lines: Leakage surveys.
- 192.707 Line markers for mains and transmission lines.
- 192.709 Transmission lines: Record keeping.
- 192.711 Transmission lines: General requirements for repair procedures.
- 192.713 Transmission lines: Permanent field repair of imperfections and damages.
- 192.715 Transmission lines: Permanent field repair of welds.
- 192.717 Transmission lines: Permanent field repair of leaks.
- 192.719 Transmission lines: Testing of repairs.
- 192.721 Distribution systems: Patrolling.
- 192.723 Distribution systems: Leakage surveys and procedures.
- 192.725 Test requirements for reinstating service lines.
- 192.727 Abandonment or deactivation of facilities.
- 192.729 [Removed]
- 192.731 Compressor stations: Inspection and testing of relief devices.
- 192.733 [Removed]
- 192.735 Compressor stations: Storage of combustible materials.
- 192.736 Gas detection and monitoring in compressor station buildings.
- 192.737 [Removed]
- 192.739 Pressure limiting and regulating stations: Inspection and testing.
- 192.741 Pressure limiting and regulating stations: Telemetering or recording gages.

- 192.743 Pressure limiting and regulating stations: Capacity of relief devices.
- 192.745 Valve maintenance: Transmission lines.
- 192.747 Valve maintenance: Distribution systems.
- 192.749 Vault maintenance.
- 192.751 Prevention of accidental ignition.
- 192.753 Caulked bell and spigot joints.
- 192.755 Protecting cast iron pipelines.

**Subpart N—Qualification of Pipeline Personnel**

- 192.801 Scope.
- 192.803 Definitions.
- 192.805 Qualification Program.
- 192.807 Recordkeeping.
- 192.809 General.

**Subpart O—Gas Transmission Pipeline Integrity Management**

- 192.901 What do the regulations in this subpart cover?
- 192.903 What definitions apply to this subpart?
- 192.905 How does an operator identify a high consequence area?
- 192.907 What must an operator do to implement this subpart?
- 192.909 How can an operator change its integrity management program?
- 192.911 What are the elements of an integrity management program?
- 192.913 When may an operator deviate its program from certain requirements of this subpart?
- 192.915 What knowledge and training must personnel have to carry out an integrity management program?
- 192.917 How does an operator identify potential threats to pipeline integrity and use the threat

**PART 192 – TRANSPORTATION OF NATURAL AND OTHER GAS BY PIPELINE: MINIMUM FEDERAL SAFETY STANDARDS**

- identification in its integrity program?
- 192.919 What must be in the baseline assessment plan?
- 192.921 How is the baseline assessment to be conducted?
- 192.923 How is direct assessment used and for what threats?
- 192.925 What are the requirements for using External Corrosion Direct Assessment (ECDA)?
- 192.927 What are the requirements for using Internal Corrosion Direct Assessment (ICDA)?
- 192.929 What are the requirements for using Direct Assessment for Stress Corrosion Cracking (SCCDA)?
- 192.931 How may Confirmatory Direct Assessment (CDA) be used?
- 192.933 What actions must be taken to address integrity issues?
- 192.935 What additional preventive and mitigative measures must an operator take?
- 192.937 What is a continual process of evaluation and assessment to maintain a pipeline's integrity?
- 192.939 What are the required reassessment intervals?
- 192.941 What is a low stress reassessment?
- 192.943 When can an operator deviate from these reassessment intervals?
- 192.945 What methods must an operator use to measure program effectiveness?
- 192.947 What records must an operator keep?
- 192.949 How does an operator notify PHMSA?
- 192.951 Where does an operator file a report?

**Subpart P—Gas Distribution Pipeline Integrity Management (IM)**

- 192.1001 What definitions apply to this subpart?
- 192.1003 What do the regulations in this subpart cover?
- 192.1005 What must a gas distribution operator (other than a master meter or small LPG operator) do to implement this subpart?
- 192.1007 What are the required elements of an integrity management plan?
- 192.1009 What must an operator report when compression couplings fail?
- 192.1011 What records must an operator keep?
- 192.1013 When may an operator deviate from required periodic inspections of this part?
- 192.1015 What must a master meter or small liquefied petroleum gas (LPG) operator do to implement this subpart?

**Appendix A – [Reserved]**

**Appendix B – Qualification of Pipe.**

**Appendix C – Qualification of Welders for Low Stress Level Pipe.**

**Appendix D – Criteria for Cathodic Protection and Determination of Measurements.**

**Appendix E to Part 192—Guidance on Determining High Consequence Areas and on Carrying Out Requirements in the Integrity Management Rule**

**Authority:** 49 U.S.C. 5103, 60102, 60104, 60108, 60109, 60110, 60113, 60116, and 60118, 60137; and 49 CFR 1.971.53.

**PART 192 – TRANSPORTATION OF NATURAL AND OTHER GAS BY  
PIPELINE: MINIMUM FEDERAL SAFETY STANDARDS**

**Subpart A—General**

**§192.1 What is the scope of this part?**

(a) This part prescribes minimum safety requirements for pipeline facilities and the transportation of gas, including pipeline facilities and the transportation of gas within the limits of the outer continental shelf as that term is defined in the Outer Continental Shelf Lands Act (43 U.S.C. 1331).

(b) This part does not apply to—

(1) Offshore gathering of gas in State waters upstream from the outlet flange of each facility where hydrocarbons are produced or where produced hydrocarbons are first separated, dehydrated, or otherwise processed, whichever facility is farther downstream;

(2) Pipelines on the Outer Continental Shelf (OCS) that are producer-operated and cross into State waters without first connecting to a transporting operator's facility on the OCS, upstream (generally seaward) of the last valve on the last production facility on the OCS. Safety equipment protecting PHMSA-regulated pipeline segments is not excluded. Producing operators for those pipeline segments upstream of the last valve of the last production facility on the OCS may petition the Administrator, or designee, for approval to operate under PHMSA regulations governing pipeline design, construction, operation, and maintenance under 49 CFR 190.9;

(3) Pipelines on the Outer Continental Shelf upstream of the point at which operating responsibility transfers from a producing operator to a transporting operator;

(4) Onshore gathering of gas—

(i) Through a pipeline that operates at less than 0 psig (0 kPa);

(ii) Through a pipeline that is not a regulated onshore gathering line (as determined in §192.8); and

(iii) Within inlets of the Gulf of Mexico, except for the requirements in §192.612; or

(5) Any pipeline system that transports only petroleum gas or petroleum gas/air mixtures to—

(i) Fewer than 10 customers, if no portion of the system is located in a public place; or

(ii) A single customer, if the system is located entirely on the customer's premises (no matter if a portion of the system is located in a public place).

[Part 192 - Org., Aug. 19, 1970, as amended by Amdt. 192-27, 41 FR 34598, Aug. 16, 1976; Amdt. 192-67, 56 FR 63764, Dec. 5, 1991; Amdt. 192-78, 61 FR 28770, June 6, 1996; Amdt. 192-81, 62 FR 61692, Nov. 19, 1997; Amdt. 192-92, 68 FR 46109, Aug. 5, 2003; 70 FR 11135, Mar. 8, 2005, Amdt. 192-102, 71 FR 13289, Mar. 15, 2006; Amdt. 192-103c, 72 FR 4655, Feb. 1, 2007]

**§192.3 Definitions.**

As used in this part:

*Abandoned* means permanently removed from service.

*Active corrosion* means continuing corrosion that, unless controlled, could result in a condition that is detrimental to public safety.

*Administrator* means the Administrator, Pipeline and Hazardous Materials Safety Administration or his or her delegate.

*Alarm* means an audible or visible means of indicating to the controller that equipment or processes are outside operator-defined, safety-related parameters.

*Control room* means an operations center staffed by personnel charged with the responsibility for remotely monitoring and controlling a pipeline facility.

**PART 192 – TRANSPORTATION OF NATURAL AND OTHER GAS BY  
PIPELINE: MINIMUM FEDERAL SAFETY STANDARDS**

**Controller** means a qualified individual who remotely monitors and controls the safety-related operations of a pipeline facility via a SCADA system from a control room, and who has operational authority and accountability for the remote operational functions of the pipeline facility.

**Customer meter** means the meter that measures the transfer of gas from an operator to a consumer.

**Distribution Line** means a pipeline other than a gathering or transmission line.

**Electrical survey** means a series of closely spaced pipe-to-soil readings over pipelines which are subsequently analyzed to identify locations where a corrosive current is leaving the pipeline.

**Exposed underwater pipeline** means an underwater pipeline where the top of the pipe protrudes above the underwater natural bottom (as determined by recognized and generally accepted practices) in waters less than 15 feet (4.6 meters) deep, as measured from mean low water.

**Gas** means natural gas, flammable gas, or gas which is toxic or corrosive.

**Gathering Line** means a pipeline that transports gas from a current production facility to a transmission line or main.

**Gulf of Mexico and its inlets** means the waters from the mean high water mark of the coast of the Gulf of Mexico and its inlets open to the sea (excluding rivers, tidal marshes, lakes, and canals) seaward to include the territorial sea and Outer Continental Shelf to a depth of 15 feet (4.6 meters), as measured from the mean low water.

**Hazard to navigation** means, for the purpose of this part, a pipeline where the top of the pipe is less than 12 inches (305 millimeters) below the underwater natural

bottom (as determined by recognized and generally accepted practices) in water less than 15 feet (4.6 meters) deep, as measured from the mean low water.

**High pressure distribution system** means a distribution system in which the gas pressure in the main is higher than the pressure provided to the customer.

**Line section** means a continuous run of transmission line between adjacent compressor stations, between a compressor station and storage facilities, between a compressor station and a block valve, or between adjacent block valves.

**Listed specification** means a specification listed in section I of Appendix B of this part.

**Low-pressure distribution system** means a distribution system in which the gas pressure in the main is substantially the same as the pressure provided to the customer.

**Main** means a distribution line that serves as a common source of supply for more than one service line.

**Maximum actual operating pressure** means the maximum pressure that occurs during normal operations over a period of 1 year

**Maximum allowable operating pressure (MAOP)** means the maximum pressure at which a pipeline or segment of a pipeline may be operated under this part.

**Municipality** means a city, county, or any other political subdivision of a State.

**Offshore** means beyond the line of ordinary low water along that portion of the coast of the United States that is in direct contact with the open seas and beyond the line marking the seaward limit of inland waters.

**Operator** means a person who engages in the transportation of gas.

**PART 192 – TRANSPORTATION OF NATURAL AND OTHER GAS BY  
PIPELINE: MINIMUM FEDERAL SAFETY STANDARDS**

***Outer Continental Shelf*** means all submerged lands lying seaward and outside the area of lands beneath navigable waters as defined in Section 2 of the Submerged Lands Act (43 U.S.C. 1301) and of which the subsoil and seabed appertain to the United States and are subject to its jurisdiction and control.

***Person*** means any individual, firm, joint venture, partnership, corporation, association, State, municipality, cooperative association, or joint stock association, and including any trustee, receiver, assignee, or personal representative thereof.

***Petroleum gas*** means propane, propylene, butane, (normal butane or isobutanes), and butylene (including isomers), or mixtures composed predominantly of these gases, having a vapor pressure not exceeding 208 psi (1434 kPa) at 100°F (38°C).

***Pipe*** means any pipe or tubing used in the transportation of gas, including pipe-type holders.

***Pipeline*** means all parts of those physical facilities through which gas moves in transportation, including pipe, valves, and other appurtenance attached to pipe, compressor units, metering stations, regulator stations, delivery stations, holders, and fabricated assemblies.

***Pipeline environment*** includes soil resistivity (high or low), soil moisture (wet or dry), soil contaminants that may promote corrosive activity, and other known conditions that could affect the probability of active corrosion.

***Pipeline facility*** means new and existing pipeline, rights-of-way, and any equipment, facility, or building used in the transportation of gas or in the treatment of gas during the course of transportation.

***Service Line*** means a distribution line that transports gas from a common source of supply to an individual customer, to two adjacent or adjoining residential or small commercial customers, or to multiple residential or small commercial customers served through a meter header or manifold. A service line ends at the outlet of the customer meter or at the connection to a customer's piping, whichever is further downstream, or at the connection to customer piping if there is no meter.

***Service regulator*** means the device on a service line that controls the pressure of gas delivered from a higher pressure to the pressure provided to the customer. A service regulator may serve one customer or multiple customers through a meter header or manifold.

***SMYS*** means specified minimum yield strength is:

(a) For steel pipe manufactured in accordance with a listed specification, the yield strength specified as a minimum in that specification; or

(b) For steel pipe manufactured in accordance with an unknown or unlisted specification, the yield strength determined in accordance with §192.107(b).

***State*** means each of the several States, the District of Columbia, and the Commonwealth of Puerto Rico.

***Supervisory Control and Data Acquisition (SCADA) system*** means a computer-based system or systems used by a controller in a control room that collects and displays information about a pipeline facility and may have the ability to send commands back to the pipeline facility.

***Transmission line*** means a pipeline, other than a gathering line, that: (1) transports gas from a gathering line or storage facility to a gas distribution center, storage facility, or large volume customer that is not downstream from a gas distribution center; (2) operates at a hoop



**PART 192 – TRANSPORTATION OF NATURAL AND OTHER GAS BY  
PIPELINE: MINIMUM FEDERAL SAFETY STANDARDS**

stress of 20 percent or more of SMYS; or (3) transports gas within a storage field.

**Note:** A large volume customer may receive similar volumes of gas as a distribution center, and includes factories, power plants, and institutional users of gas.

**Transportation of gas** means the gathering, transmission, or distribution of gas by pipeline or the storage of gas, in or affecting interstate or foreign commerce.

**Welder** means a person who performs manual or semi-automatic welding.

**Welding operator** means a person who operates machine or automatic welding equipment.

[Part 192 - Org., Aug. 19, 1970, as amended by Amdt. 192-13, 38 FR 9084, Apr. 10, 1973; Amdt. 192-27, 41 FR 34598, Aug. 16, 1976; Amdt. 192-58, 53 FR 1633, Jan. 21, 1988; Amdt. 192-67, 56 FR 63764, Dec. 5, 1991; Amdt. 192-72, 59 FR 17281, May 12, 1994; Amdt. 192-78, 61 FR 28770, June 6, 1996; Amdt. 192-81, 62 FR 61692, Nov. 19, 1997; Amdt. 192-85, 63 FR 37500, July 13, 1998; Amdt. 192-89, 65 FR 54440, Sept. 8, 2000; Amdt. 192-91, 68 FR 11748, Mar. 12, 2003; Amdt. 192-93, 68 FR 53895, Sept. 15, 2003; Amdt. 192-94, 69 FR 32886, June 14, 2004; Amdt. 192-98, 69 FR 48400, Aug. 10, 2004; Amdt. 192-94A, 69 FR 54591, Sept. 9, 2004; Amdt. 192-94B, 70 FR 3147, Amdt. 192-98, 69 FR 48400, Aug. 10, 2004, Jan. 21, 2005; 70 FR 11135, Mar. 8, 2005; Amdt. 192-112, 74 FR 63310, Dec. 3, 2009; Amdt. 192-114, 74 FR 48593, Aug 11, 2010; Amdt. 192-120, 80 FR 12763, March 11, 2015]

**§192.5 Class locations.**

(a) This section classifies pipeline locations for purposes of this part. The follow-

ing criteria apply to classifications under this section.

(1) A "class location unit" is an onshore area that extends 220 yards (200 meters) on either side of the centerline of any continuous 1-mile (1.6 kilometers) length of pipeline.

(2) Each separate dwelling unit in a multiple dwelling unit building is counted as a separate building intended for human occupancy.

(b) Except as provided in paragraph (c) of this section, pipeline locations are classified as follows:

(1) A Class 1 location is:

(i) An offshore area; or

(ii) Any class location unit that has 10 or fewer buildings intended for human occupancy.

(2) A Class 2 location is any class location unit that has more than 10 but fewer than 46 buildings intended for human occupancy.

(3) A Class 3 location is:

(i) Any class location unit that has 46 or more buildings intended for human occupancy; or

(ii) An area where the pipeline lies within 100 yards (91 meters) of either a building or a small, well-defined outside area (such as a playground, recreation area, outdoor theater, or other place of public assembly) that is occupied by 20 or more persons on at least 5 days a week for 10 weeks in any 12-month period. (The days and weeks need not be consecutive.)

(4) A Class 4 location is any class location unit where buildings with four or more stories above ground are prevalent.

(c) The length of Class locations 2, 3, and 4 may be adjusted as follows:

(1) A Class 4 location ends 220 yards (200 meters) from the nearest building with four or more stories above ground.

(2) When a cluster of buildings intended for human occupancy requires a Class 2 or 3 location, the class location ends 220 yards (200 meters) from the nearest building in the cluster.

[Part 192 - Org., Aug. 19, 1970, as amended by Amdt. 192-27, 41 FR 34598, Aug. 16, 1976; Amdt. 192-56, 52 FR 32924, Sept. 1, 1987; Amdt. 192-78, 61 FR 28770, June 6, 1996;

**PART 192 – TRANSPORTATION OF NATURAL AND OTHER GAS BY  
PIPELINE: MINIMUM FEDERAL SAFETY STANDARDS**

Amdt. 192-78B, 61 FR 35139, July 5, 1996;  
Amdt. 192-85, 63 FR 37500, July 13, 1998]

**§192.7 What documents are incorporated by reference partly or wholly in this part?**

(a) This part prescribes standards, or portions thereof, incorporated by reference into this part with the approval of the Director of the Federal Register in 5 U.S.C.

**552(a) and 1 CFR part 51.** The materials listed in this section have the full force of law. To enforce any edition other than that specified in this section, PHMSA must publish a notice of change in the **Federal Register**.

(1) *Availability of standards incorporated by reference.* All of the materials incorporated by reference are available for inspection from several sources, including the following:

(i) The Office of Pipeline Safety, Pipeline and Hazardous Materials Safety Administration, 1200 New Jersey Avenue SE., Washington, DC 20590. For more information contact 202-366-4046 or go to the PHMSA Web site at:

<http://www.phmsa.dot.gov/pipeline/regs>.

(ii) The National Archives and Records Administration (NARA). For more information on the availability of this material at NARA, call 202-741-6030 or go to the NARA Web site at

[http://www.archives.gov/federal\\_register/collection\\_of\\_federal\\_regulations/ibr\\_locations.html](http://www.archives.gov/federal_register/collection_of_federal_regulations/ibr_locations.html).

(iii) Copies of standards incorporated by reference in this part can also be purchased or are otherwise made available from the respective standards-developing organization at the addresses provided in the centralized IBR section below.

(2) [Reserved]

(b) American Petroleum Institute (API), 1220 L Street, NW., Washington, DC 20005, phone: 202-682-8000, <http://api.org/>.

(1) API Recommended Practice 5LI, "Recommended Practice for Railroad

Transportation of Line Pipe," 7<sup>th</sup> edition, September 2009, (API RP 5L1), IBR approved for § 192.65(a).

(2) API Recommended Practice 5LT, "Recommended Practice for Truck Transportation of Line Pipe," First edition, March 2012, (API RP 5LT), IBR approved for § 192.65(c).

(3) API Recommended Practice 5LW, "Recommended Practice for Transportation of Line Pipe on Barges and Marine Vessels," 3<sup>rd</sup> edition, September 2009, (API RP 5LW), IBR approved for § 192.65(b).

(4) API Recommended Practice 80, "Guidelines for the Definition of Onshore Gas Gathering Lines," 1<sup>st</sup> edition, April 2000, (API RP 80), IBR approved for § 192.8(a).

(5) API Recommended Practice 1162, "Public Awareness Programs for Pipeline Operators," 1<sup>st</sup> edition, December 2003, (API RP 1162), IBR approved for §192.616(a), (b), and (c).

(6) API Recommended Practice 1165, "Recommended Practice for Pipeline SCADA Displays," First edition, January 2007, (API RP 1165), IBR approved for § 192.631(c).

(7) API Specification 5L, "Specification for Line Pipe," 45<sup>th</sup> edition, effective July 1, 2013, (API Spec 5L), IBR approved for §§ 192.55(e); 192.112(a), (b), (d), (e); 192.113; and Item I, Appendix B to Part 192.

(8) ANSI/API Specification 6D, "Specification for Pipeline Valves," 23<sup>rd</sup> edition, effective October 1, 2008, including Errata 1 (June 2008), Errata 2 (November 2008), Errata 3 (February 2009), Errata 4 (April 2010), Errata 5 (November 2010), Errata 6 (August 2011), Addendum 1 (October 2009, Addendum 2 (August 2011), and Addendum 3 (October 2012), (ANSI/API Spec 6D), IBR approved for § 192.145(a).

(9) API Standard 1104, "Welding of Pipelines and Related Facilities," 20<sup>th</sup> edition, October 2005, including errata/addendum (July 2007) and errata 2 (2008), (API Std 1104), IBR approved for §§ 192.225(a); 192.227(a); 192.229(c); 192.241(c); and Item II, Appendix B.

**PART 192 – TRANSPORTATION OF NATURAL AND OTHER GAS BY  
PIPELINE: MINIMUM FEDERAL SAFETY STANDARDS**

(c) ASME International (ASME), Three Park Avenue, New York, NY 10016, 800-843-2763 (U.S./Canada),

<http://www.asme.org/>.

(1) ASME/ANSI B16.1-2005, "Gray Iron Pipe Flanges and Flanged Fittings: (Classes 25, 125, and 250)," August 31, 2006, (ASME/ANSI B16.1), IBR approved for § 192.147(c).

(2) ASME/ANSI B16.5-2003, "Pipe Flanges and Flanged Fittings," October 2004, (ASME/ANSI B16.5), IBR approved for §§ 192.147(a) and 192.279.

(3) ASME/ANSI B31G-1991 (Reaffirmed 2004), "Manual for Determining the Remaining Strength of Corroded Pipelines," 2004, (ASME/ANSI B31G), IBR approved for §§ 192.485(c) and 192.933(a).

(4) ASME/ANSI B31.8-2007, "Gas Transmission and Distribution Piping Systems," November 30, 2007, (ASME/ANSI B31.8), IBR approved for §§ 192.112(b) and 192.619(a).

(5) ASME/ANSI B31.8S-2004, "Supplement to B31.8 on Managing System Integrity of Gas Pipelines," 2004, (ASME/ANSI B31.8S-2004), IBR approved for §§ 192.903 note to *Potential impact radius*; 192.907 introductory text, (b); 192.911 introductory text, (i), (k), (l), (m); 192.913(a), (b), (c); 192.917(a), (b), (c), (d), (e); 192.921(a); 192.923(b); 192.925(b); 192.927(b), (c); 192.929(b); 192.933(c), (d); 192.935(a), (b); 192.937(c); 192.939(a); and 192.945(a).

(6) ASME Boiler & Pressure Vessel Code, Section I, "Rules for Construction of Power Boilers 2007," 2007 edition, July 1, 2007, (ASME BPVC, Section I), IBR approved for § 192.153(b).

(7) ASME Boiler & Pressure Vessel Code, Section VIII, Division 1 "Rules for Construction of Pressure Vessels," 2007 Edition, July 1, 2007, (ASME BPVC, Section VIII, Division 1), IBR approved for §§ 192.153(a), (b), (d); and 192.165(b).

(8) ASME Boiler & Pressure Vessel Code, Section VIII, Division 2 "Alternate Rules, Rules for Construction of Pressure

Vessels," 2007 edition, July 1, 2007, (ASME BPVC, Section VIII, Division 2), IBR approved for §§ 192.153(b), (d); and 192.165(b).

(9) ASME Boiler & Pressure Vessel Code, Section IX: "Qualification Standard for Welding and Brazing Procedures, Welders, Brazers, and Welding and Brazing Operators," 2007 edition, July 1, 2007, ASME BPVC, Section IX, IBR approved for §§ 192.225(a); 192.227(a); and Item II, Appendix B to Part 192.

(d) American Society for Testing and Materials (ASTM), 100 Bar Harbor Drive, PO Box C700, West Conshohocken, PA 19428, phone: (610) 832-9585, Web site: <http://www.astm.org/>.

(1) ASTM A53/A53M-10, "Standard Specification for Pipe, Steel, Black and Hot-Dipped, Zinc-Coated, Welded and Seamless," approved October 1, 2010, (ASTM A53/A53M), IBR approved for § 192.113; and Item II, Appendix B to Part 192.

(2) ASTM A106/A106M-10, "Standard Specification for Seamless Carbon Steel Pipe for High-Temperature Service," approved October 1, 2010, (ASTM A106/A106M), IBR approved for § 192.113; and Item I, Appendix B to Part 192.

(3) ASTM A333/A333M-11, "Standard Specification for Seamless and Welded Steel Pipe for Low-Temperature Service," approved April 1, 2011, (ASTM A333/A333M), IBR approved for § 192.113; and Item I, Appendix B to Part 192.

(4) ASTM A372/A372M-10, "Standard Specification for Carbon and Alloy Steel Forgings for Thin-Walled Pressure Vessels," approved October 1, 2010, (ASTM A372/A372M), IBR approved for § 192.177(b).

(5) ASTM A381-96 (reapproved 2005), "Standard Specification for Metal-Arc Welded Steel Pipe for Use with High-Pressure Transmission Systems," approved October 1, 2005, (ASTM A381), IBR approved for § 192.113; and Item I, Appendix B to Part 192.

(6) ASTM A578/A578M-96 (reapproved 2001), "Standard Specification for Straight-Beam Ultrasonic Examination of Plain and Clad Steel Plates for Special Applications,"

**PART 192 – TRANSPORTATION OF NATURAL AND OTHER GAS BY  
PIPELINE: MINIMUM FEDERAL SAFETY STANDARDS**

(ASTM A578/A578M), IBR approved for § 192.112(c).

(7) ASTM A671/A671M-10, “Standard Specification for Electric-Fusion-Welded Steel Pipe for Atmospheric and Lower Temperatures,” approved April 1, 2010, (ASTM A671/A671M), IBR approved for § 192.113; and Item I, Appendix B to Part 192.

(8) ASTM A672/A672M-09, “Standard Specification for Electric-Fusion-Welded Steel Pipe for High-Pressure Service at Moderate Temperatures,” approved October 1, 2009, (ASTM A672/A672M), IBR approved for § 192.113 and Item I, Appendix B to Part 192.

(9) ASTM A691/A691M-09, “Standard Specification for Carbon and Alloy Steel Pipe, Electric-Fusion-Welded for High-Pressure Service at High Temperatures,” approved October 1, 2009, (ASTM A691/A691M), IBR approved for § 192.113 and Item I, Appendix B to Part 192.

(10) ASTM D638-03, “Standard Test Method for Tensile Properties of Plastics,” 2003, (ASTM D638), IBR approved for § 192.283(a) and (b).

(11) ASTM D2513-87, “Standard Specification for Thermoplastic Gas Pressure Pipe, Tubing, and Fittings,” (ASTM D2513-87), IBR approved for § 192.63(a).

(12) ASTM D2513-99, “Standard Specification for Thermoplastic Gas Pressure Pipe, Tubing, and Fittings,” (ASTM D2513-99), IBR approved for §§ 192.191(b); 192.281(b); 192.283(a) and Item I, Appendix B to Part 192.

(13) ASTM D2513-09a, “Standard Specification for Polyethylene (PE) Gas Pressure Pipe, Tubing, and Fittings,” approved December 1, 2009, (ASTM D2513-09a), IBR approved for §§ 192.123(e); 192.191(b); 192.283(a); and Item I, Appendix B to Part 192.

(14) ASTM D2517-00, “Standard Specification for Reinforced Epoxy Resin Gas Pressure Pipe and Fittings,” (ASTM D2517), IBR approved for §§ 192.191(a);

192.281(d); 192.283(a); and Item I, Appendix B to Part 192.

(15) ASTM F1055-1998, “Standard Specification for Electrofusion Type Polyethylene Fittings for Outside Diameter Controller Polyethylene Pipe and Tubing,” (ASTM F1055), IBR approved for § 192.283(a).

(e) Gas Technology Institute (GTI), *formerly the Gas Research Institute (GRI)*, 1700 S. Mount Prospect Road, Des Plaines, IL 60018, phone: 847-768-0500, Web site: [www.gastechnology.org](http://www.gastechnology.org).

(1) GRI 02/0057 (2002) “Internal Corrosion Direct Assessment of Gas Transmission Pipelines Methodology,” (GRI 02/0057), IBR approved for § 192.927(c).

(2) [Reserved]

(f) Manufacturers Standardization Society of the Valve and Fittings Industry, Inc. (MSS), 127 Park St NE, Vienna, VA 22180, phone: 703-281-6613, Web site: <http://www.mss-hq.org/>.

(1) MSS SP-44-2010, Standard Practice, “Steel Pipeline Flanges,” 2010 edition, (including Errata (May 20, 2011)), (MSS SP-44), IBR approved for § 192.147(a).

(2) [Reserved]

(g) NACE International (NACE), 1440 South Creek Drive, Houston, TX 77084; phone: 281-228-6223 or 800-797-6223, Web site: <http://www.nace.org/Publications/>.

(1) ANSI/NACE SP0502-2010, Standard Practice, “Pipeline External Corrosion Direct Assessment Methodology,” revised June 24, 2010, (NACE SP0502), IBR approved for §§ 192.923(b); 192.925(b); 192.931(d); 192.935(b) and 192.939(a).

(2) [Reserved]

(h) National Fire Protection Association (NFPA), 1 Batterymarch Park, Quincy, Massachusetts 02169, phone: 1-617-984-7275, Web site: <http://www.nfpa.org>.

(1) NFPA-30 (2012), “Flammable and Combustible Liquids Code,” 2012 edition, June 20, 2011, including Errata 30-12-1 (September 27, 2011) and Errata 30-12-2 (November 14, 2011), (NFPA-30), IBR approved for § 192.735(b).

**PART 192 – TRANSPORTATION OF NATURAL AND OTHER GAS BY  
PIPELINE: MINIMUM FEDERAL SAFETY STANDARDS**

(2) NFPA-58 (2004), “Liquefied Petroleum Gas Code (LP-Gas Code),” (NFPA-58), IBR approved for § 192.11(a), (b), and (c).

(3) NFPA-59 (2004), “Utility LP-Gas Plant Code,” (NFPA-59), IBR approved for § 192.11(a), (b), and (c).

(4) NFPA-70 (2011), “National Electric Code,” 2011 edition, issued August 5, 2010, (NFPA-70), IBR approved for §§ 192.163(e); and 192.189(c).

(i) Pipeline Research Council International, Inc. (PRCI), c/o Technical Toolboxes, 3801 Kirby Drive, Suite 520, P.O. Box 980550, Houston, TX 77098, phone: 713-630-0505, toll free: 866-866-6766, Web site: <http://www.ttoolbox.com/>. (Contract number PR-3-805)

(1) AGA, Pipeline Research Committee Project, PR-3-805, “A Modified Criterion for Evaluating the Remaining Strength of Corroded Pipe,” (December 22, 1989), (PRCI PR-3-805 (R-STRENG)), IBR approved for §§ 192.485(c); 192.933(a) and (d).

(2) [Reserved]

(j) Plastics Pipe Institute, Inc. (PPI), 105 Decker Court, Suite 825, Irving, TX 75062, phone: 469-499-1044, Web site: <http://www.plasticpipe.org/>.

(1) PPI TR-3/2008 HDB/HDS/PDB/SDB/MRS Policies (2008), “Policies and Procedures for Developing Hydrostatic Design Basis (HDB), Pressure Design Basis (PDB), Strength Design Basis (SDB), and Minimum Required Strength (MRS) Ratings for Thermoplastic Piping Materials or Pipe,” May 2008, IBR approved for § 192.121.

(2) [Reserved]

[Part 192 – Org., Aug. 19, 1970, as amended by Amdt. 192-37, 46 FR 10157, Feb. 2, 1981; Amdt. 192-51, 51 FR 15333, Apr. 23, 1986; Amdt. 192-68, 58 FR 14519, Mar 18, 1993; Amdt. 192-78, 61 FR 28770, June 6, 1996; Amdt. 192-94, 69 FR 32886, June 15, 2004; Amdt. 192-94A, 69 FR 54591, Sept. 9, 2004; 70 FR 11135, Mar. 8, 2005; Amdt. 192-99, 70 FR 28833, May 19, 2005; Amdt.

192-102, 71 FR 13289, Mar. 15, 2006; Amdt. 192-103, 71 FR 33402, June 8, 2006; Amdt. 192-103c, 72 FR 4655, Feb. 1, 2007; Amdt. 192-[106], 73 FR 16562, Mar. 28, 2008; Amdt. 192-[107], 73 FR 62147, October 17, 2008; Amdt. 192-[109], 74 FR 2889, January 16, 2009; Amdt. 192-[110], 74 FR 17099, April 14, 2009; Amdt. 192-112, 74 FR 63310, Dec. 3, 2009; Amdt. 192-114, 74 FR 48593, Aug 11, 2010; Amdt. 192-119, 80 FR 168, January 5, 2015]

**§192.8 How are onshore gathering lines and regulated onshore gathering lines determined?**

(a) An operator must use API RP 80 (incorporated by reference, see §192.7), to determine if an onshore pipeline (or part of a connected series of pipelines) is an onshore gathering line. The determination is subject to the limitations listed below. After making this determination, an operator must determine if the onshore gathering line is a regulated onshore gathering line under paragraph (b) of this section.

(1) The beginning of gathering, under section 2.2(a)(1) of API RP 80, may not extend beyond the furthestmost downstream point in a production operation as defined in section 2.3 of API RP 80. This furthestmost downstream point does not include equipment that can be used in either production or transportation, such as separators or dehydrators, unless that equipment is involved in the processes of “production and preparation for transportation or delivery of hydrocarbon gas” within the meaning of “production operation.”

(2) The endpoint of gathering, under section 2.2(a)(1)(A) of API RP 80, may not extend beyond the first downstream natural gas processing plant, unless the operator can demonstrate, using sound engineering principles, that gathering extends to a further downstream plant.

(3) If the endpoint of gathering, under section 2.2(a)(1)(C) of API RP 80, is determined by the commingling of gas from separate pro-

**PART 192 – TRANSPORTATION OF NATURAL AND OTHER GAS BY PIPELINE: MINIMUM FEDERAL SAFETY STANDARDS**

duction fields, the fields may not be more than 50 miles from each other, unless the Administrator finds a longer separation distance is justified in a particular case (see 49 CFR §190.9).

(4) The endpoint of gathering, under section 2.2(a)(1)(D) of API RP 80, may not extend beyond the furthestmost downstream compressor used to increase gathering line pressure for delivery to another pipeline.

(b) For purposes of §192.9, “regulated onshore gathering line” means:

(1) Each onshore gathering line (or segment of onshore gathering line) with a feature described in the second column that lies in an area described in the third column; and

(2) As applicable, additional lengths of line described in the fourth column to provide a safety buffer:

Type	Feature	Area	Safety buffer
A	—Metallic and the MAOP produces a hoop stress of 20 percent or more of SMYS. If the stress level is unknown, an operator must determine the stress level according to the applicable provisions in subpart C of this part. —Non-metallic and the MAOP is more than 125 psig (862 kPa).	Class 2, 3, or 4 location (see § 192.5).	None.
B	—Metallic and the MAOP produces a hoop stress of less than 20 percent of SMYS. If the stress level is unknown, an operator must determine the stress level according to the applicable provisions in subpart C of this part. —Non-metallic and the MAOP is 125 psig (862 kPa) or less.	<i>Area 1.</i> Class 3 or 4 location. <i>Area 2.</i> An area within a Class 2 location the operator determines by using any of the following three methods: (a) A Class 2 location. (b) An area extending 150 feet (45.7 m) on each side of the centerline of any continuous 1 mile (1.6 km) of pipeline and including more than 10 but fewer than 46 dwellings. (c) An area extending 150 feet (45.7 m) on each side of the centerline of any continuous 1000 feet (305 m) of pipeline and including 5 or more dwellings.	If the gathering line is in Area 2(b) or 2(c), the additional lengths of line extend upstream and downstream from the area to a point where the line is at least 150 feet (45.7 m) from the nearest dwelling in the area. However, if a cluster of dwellings in Area 2 (b) or 2(c) qualifies a line as Type B, the Type B classification ends 150 feet (45.7 m) from the nearest dwelling in the cluster.

[Amdt. 192-102, 71 FR 13289, Mar. 15, 2006]

**§192.9 What requirements apply to gathering lines?**

(a) *Requirements.* An operator of a gathering line must follow the safety requirements of this part as prescribed by this section.

(b) *Offshore lines.* An operator of an offshore gathering line must comply with requirements of this part applicable to transmission lines, except the requirements in §192.150 and in subpart O of this part.

(c) *Type A lines.* An operator of a Type A regulated onshore gathering line must comply with the requirements of this part applicable to transmission lines, except the requirements in §192.150 and in subpart O of this part. However, an operator of a Type A regulated onshore gathering line in a Class 2 location may demonstrate compliance with subpart N by describing the processes it uses to determine the qualification of persons performing operations and maintenance tasks.

**PART 192 – TRANSPORTATION OF NATURAL AND OTHER GAS BY  
PIPELINE: MINIMUM FEDERAL SAFETY STANDARDS**

(d) *Type B lines.* An operator of a Type B regulated onshore gathering line must comply with the following requirements:

(1) If a line is new, replaced, relocated, or otherwise changed, the design, installation, construction, initial inspection, and initial testing must be in accordance with requirements of this part applicable to transmission lines;

(2) If the pipeline is metallic, control corrosion according to requirements of subpart I of this part applicable to transmission lines;

(3) Carry out a damage prevention program under §192.614;

(4) Establish a public education program under §192.616;

(5) Establish the MAOP of the line under §192.619; and

(6) Install and maintain line markers according to the requirements for transmission lines in §192.707.

(7) Conduct leakage surveys in accordance with § 192.706 using leak detection equipment and promptly repair hazardous leaks that are discovered in accordance with § 192.703(c).

(e) *Compliance deadlines.* An operator of a regulated onshore gathering line must comply with the following deadlines, as applicable.

(1) An operator of a new, replaced, relocated, or otherwise changed line must be in compliance with the applicable requirements of this section by the date the line goes into service, unless an exception in §192.13 applies.

(2) If a regulated onshore gathering line existing on April 14, 2006 was not previously subject to this part, an operator has until the date stated in the second column to comply with the applicable requirement for the line listed in the first column, unless the Administrator finds a later deadline is justified in a particular case:

Requirement	Compliance deadline
Control corrosion according to Subpart I requirements for transmission lines.	April 15, 2009.
Carry out a damage prevention program under §192.614.	October 15, 2007.
Establish MAOP under	October 15, 2007.

§192.619	
Install and maintain line markers under §192.707.	April 15, 2008.
Establish a public education program under §192.616.	April 15, 2008.
Other provisions of this part as required by paragraph (c) of this section for Type A lines.	April 15, 2009.

(3) If, after April 14, 2006, a change in class location or increase in dwelling density causes an onshore gathering line to be a regulated onshore gathering line, the operator has 1 year for Type B lines and 2 years for Type A lines after the line becomes a regulated onshore gathering line to comply with this section.

[Part 192 - Org., Aug. 19, 1970, as amended by Amdt. 192-72, 59 FR 17281, April 12, 1994; Amdt. 192-95B, 69 FR 18227, April 6, 2004, Amdt. 192-102, 71 FR 13289, Mar. 15, 2006; Amdt. 192-120, 80 FR 12763, March 11, 2015]

**§192.10 Outer continental shelf pipelines.**

Operators of transportation pipelines on the Outer Continental Shelf (as defined in the Outer Continental Shelf Lands Act (43 U.S.C. 1331) must identify on all their respective pipelines the specific points at which operating responsibility transfers to a producing operator. For those instances in which the transfer points are not identifiable by a durable marking, each operator will have until September 15, 1998 to identify the transfer points. If it is not practicable to durably mark a transfer point and the transfer point is located above water, the operator must depict the transfer point on a schematic located near the transfer point. If a transfer point is located subsea, then the operator must identify the transfer point on a schematic which must be maintained at the nearest upstream facility and provided to PHMSA upon request. For those cases in which adjoining operators have not agreed on a transfer point by September 15, 1998 the Regional Director and the MMS Regional Supervisor will make a joint determination of the transfer point.

**PART 192 – TRANSPORTATION OF NATURAL AND OTHER GAS BY  
PIPELINE: MINIMUM FEDERAL SAFETY STANDARDS**

[Amdt. 192-81, 62 FR 61692, Nov. 19, 1997;  
70 FR 11135, Mar. 8, 2005]

**§192.11 Petroleum gas systems.**

(a) Each plant that supplies petroleum gas by pipeline to a natural gas distribution system must meet the requirements of this part and ANSI/NFPA NFPA 58 and 59 (incorporated by reference, see § 192.7), NFPA 58 and 59.

(b) Each pipeline system subject to this part that transports only petroleum gas or petroleum gas/air mixtures must meet the requirements of this part and of ANSI/NFPA NFPA 58 and 59 (incorporated by reference, see § 192.7) NFPA 58 and 59.

(c) In the event of a conflict between this part and ANSI/NFPA NFPA 58 and 59 (incorporated by reference, see § 192.7), ANSI/NFPA NFPA 58 and 59 prevail.

[Part 192 - Org., Aug. 19, 1970, as amended by Amdt. 192-68, 58 FR 14519, Mar. 18, 1993; Amdt. 192-75, 61 FR 18512, Apr. 26, 1996; Amdt. 192-78, 61 FR 28770, June 6, 1996; Amdt. 192-119, 80 FR 168, January 5, 2015]

**192.12 [Removed]**

[Amdt. 192-10, 37 FR 21638, Oct. 13, 1972 as amended by Amdt. 192-36, 45 FR 10769, Oct. 23, 1980]

**§192.13 What general requirements apply to pipelines regulated under this part?**

(a) No person may operate a segment of pipeline listed in the first column that is readied for service after the date in the second column, unless:

- (1) The pipeline has been designed, installed, constructed; initially inspected, and initially tested in accordance with this part; or
- (2) The pipeline qualifies for use under this part according to the requirements in §192.14.

Pipeline	Date
Offshore gathering line.	July 31, 1977.
Regulated onshore gathering line to which this part did not apply until April 14, 2006.	March 15 2007.
All other pipelines.	March 12, 1971.

(b) No person may operate a segment of pipeline listed in the first column that is replaced, relocated, or otherwise changed after the date in the second column, unless the replacement, relocation, or change has been made according to the requirements in this part.

Pipeline	Date
Offshore gathering line.	July 31, 1977.
Regulated onshore gathering line to which this part did not apply until April 14, 2006.	March 15 2007.
All other pipelines.	November 12, 1970.

(c) Each operator shall maintain, modify as appropriate, and follow the plans, procedures, and programs that it is required to establish under this part.

[Part 192 - Org., Aug. 19, 1970, as amended by Amdt. 192-27, 41 FR 34598, Aug. 16, 1976; Amdt. 192-30, 42 FR 60146, Nov. 25, 1977, Amdt. 192-102, 71 FR 13289, Mar. 15, 2006]

**§192.14 Conversion to service subject to this part.**

(a) A steel pipeline previously used in service not subject to this part qualifies for use under this part if the operator prepares and follows a written procedure to carry out the following requirements:

(1) The design, construction, operation, and maintenance history of the pipeline must be reviewed and, where sufficient historical records are not available, appropriate tests must be performed to determine if the pipeline is in a satisfactory condition for safe operation.

(2) The pipeline right-of-way, all above-ground segments of the pipeline, and appropriately selected underground segments must be



**PART 192 – TRANSPORTATION OF NATURAL AND OTHER GAS BY  
PIPELINE: MINIMUM FEDERAL SAFETY STANDARDS**

visually inspected for physical defects and operating conditions which reasonably could be expected to impair the strength or tightness of the pipeline.

(3) All known unsafe defects and conditions must be corrected in accordance with this part.

(4) The pipeline must be tested in accordance with Subpart J of this part to substantiate the maximum allowable operating pressure permitted by Subpart L of this part.

(b) Each operator must keep for the life of the pipeline a record of investigations, tests, repairs, replacements, and alterations made under the requirements of paragraph (a) of this section.

[Amdt. 192-30, 42 FR 60146, Nov. 25, 1977]

**§192.15 Rules of regulatory construction.**

(a) As used in this part:

"Includes" means "including but not limited to."

"May" means "is permitted to" or "is authorized to."

"May not" means "is not permitted to" or "is not authorized to."

"Shall" is used in the mandatory and imperative sense.

(b) In this part:

(1) Words importing the singular include the plural;

(2) Words importing the plural include the singular; and,

(3) Words importing the masculine gender include the feminine.

[Part 192 - Org., Aug. 19, 1970]

**§192.16 Customer notification.**

(a) This section applies to each operator of a service line who does not maintain the customer's buried piping up to entry of the first building downstream, or, if the customer's buried piping does not enter a building, up to the

principal gas utilization equipment or the first fence (or wall) that surrounds that equipment. For the purpose of this section, "customer buried piping" does not include branch lines that serve yard lanterns, pool heaters, or other types of secondary equipment. Also, "maintain" means monitor for corrosion according to §192.465 if the customer's buried piping is metallic, survey for leaks according to §192.723, and if an unsafe condition is found, shut off the flow of gas, advise the customer of the need to repair the unsafe condition, or repair the unsafe condition.

(b) Each operator shall notify each customer once in writing of the following information:

(1) The operator does not maintain the customer's buried piping.

(2) If the customer's buried piping is not maintained, it may be subject to the potential hazards of corrosion and leakage.

(3) Buried gas piping should be—

(i) Periodically inspected for leaks;

(ii) Periodically inspected for corrosion if the piping is metallic; and

(iii) Repaired if any unsafe condition is discovered.

(4) When excavating near buried gas piping, the piping should be located in advance, and the excavation done by hand.

(5) The operator (if applicable), plumbing contractors, and heating contractors can assist in locating, inspecting, and repairing the customer's buried piping.

(c) Each operator shall notify each customer not later than August 14, 1996, or 90 days after the customer first receives gas at a particular location, whichever is later. However, operators of master meter systems may continuously post a general notice in a prominent location frequented by customers.

(d) Each operator must make the following records available for inspection by the Administrator or a State agency participating under 40 U.S.C. 60105 or 60106;

(1) A copy of the notice currently in use; and

(2) Evidence that notices have been sent to customers within the previous 3 years.

**PART 192 – TRANSPORTATION OF NATURAL AND OTHER GAS BY  
PIPELINE: MINIMUM FEDERAL SAFETY STANDARDS**

[Amdt. 192-74, 60 FR 41821, Aug. 14, 1995 as amended by Amdt. 192-74A, 60 FR 63450, Dec. 11, 1995; Amdt. 192-84, 63 FR 7721, Feb. 17, 1998]

**§192.17 [Reserved]**

[Amdt. 192-1, 35 FR 16405, Oct. 21, 1970 as amended by Amdt. 192-38, 48 FR 37250, July 20, 1981]

**PART 192 – TRANSPORTATION OF NATURAL AND OTHER GAS BY  
PIPELINE: MINIMUM FEDERAL SAFETY STANDARDS**

**Subpart B—Materials**

**§192.51 Scope.**

This subpart prescribes minimum requirements for the selection and qualification of pipe and components for use in pipelines.

[Part 192 - Org., Aug. 19, 1970]

**§192.53 General.**

Materials for pipe and components must be:

(a) Able to maintain the structural integrity of the pipeline under temperature and other environmental conditions that may be anticipated;

(b) Chemically compatible with any gas that they transport and with any other material in the pipeline with which they are in contact; and,

(c) Qualified in accordance with the applicable requirements of this subpart.

[Part 192 - Org., Aug. 19, 1970]

**§192.55 Steel pipe.**

(a) New steel pipe is qualified for use under this part if:

(1) It was manufactured in accordance with a listed specification;

(2) It meets the requirements of—

(i) Section II of Appendix B to this part; or

(ii) If it was manufactured before November 12, 1970, either section II or III of Appendix B to this part; or

(3) It is used in accordance with paragraph (c) or (d) of this section.

(b) Used steel pipe is qualified for use under this part if:

(1) It was manufactured in accordance with a listed specification and it meets the requirements of paragraph II-C of Appendix B to this part;

(2) It meets the requirements of:

(i) Section II of Appendix B to this part; or

(ii) If it was manufactured before November 12, 1970, either section II or III of Appendix B to this part;

(3) It has been used in an existing line of the same or higher pressure and meets the requirements of paragraph II-C of Appendix B to this part; or

(4) It is used in accordance with paragraph (c) of this section.

(c) New or used steel pipe may be used at a pressure resulting in a hoop stress of less than 6,000 psi (41 Mpa) where no close coiling or close bending is to be done, if visual examination indicates that the pipe is in good condition and that it is free of split seams and other defects that would cause leakage. If it is to be welded, steel pipe that has not been manufactured to a listed specification must also pass the weldability tests prescribed in paragraph II-B of Appendix B to this part.

(d) Steel pipe that has not been previously used may be used as replacement pipe in a segment of pipeline if it has been manufactured prior to November 12, 1970, in accordance with the same specification as the pipe used in constructing that segment of pipeline.

(e) New steel pipe that has been cold expanded must comply with the mandatory provisions of API Specification 5L API Spec 5L (incorporated by reference, see § 192.7).

[Part 192 - Org., Aug. 19, 1970, as amended by Amdt. 192-3, 35 FR 17660, Nov. 17, 1970; Amdt. 192-12, 38 FR 4760, Feb. 22, 1973; Amdt. 192-51, 51 FR 15333, Apr. 23, 1986; Amdt. 192-68, 58 FR 14519, Mar. 18, 1993; Amdt. 192-85, 63 FR 37500, July 13, 1998; Amdt. 192-119, 80 FR 168, January 5, 2015]

**§192.57 [Removed and Reserved]**

[5 FR 13257, Aug. 19, 1970, as amended by Amdt. 192-62, 54 FR 5625, Feb. 6, 1989]

**PART 192 – TRANSPORTATION OF NATURAL AND OTHER GAS BY  
PIPELINE: MINIMUM FEDERAL SAFETY STANDARDS**

**§192.59 Plastic pipe.**

- (a) New plastic pipe is qualified for use under this part if:
- (1) It is manufactured in accordance with a listed specification; and
  - (2) It is resistant to chemicals with which contact may be anticipated.
- (b) Used plastic pipe is qualified for use under this part if:
- (1) It was manufactured in accordance with a listed specification;
  - (2) It is resistant to chemicals with which contact may be anticipated;
  - (3) It has been used only in natural gas service.
  - (4) Its dimensions are still within the tolerances of the specification to which it was manufactured; and,
  - (5) It is free of visible defects.
- (c) For the purpose of paragraphs (a)(1) and (b)(1) of this section, where pipe of a diameter included in a listed specification is impractical to use, pipe of a diameter between the sizes included in a listed specification may be used if it:
- (1) Meets the strength and design criteria required of pipe included in that listed specification; and
  - (2) Is manufactured from plastic compounds which meet the criteria for material required of pipe included in that listed specification.

(d) Rework and/or regrind material is not allowed in plastic pipe produced after March 6, 2015 used under this part.

[Part 192 - Org., Aug. 19, 1970, as amended by Amdt. 192-19, 40 FR 10472, Mar. 6, 1975; Amdt. 192-58, 53 FR 1633, Jan. 21, 1988; Amdt. 192-119, 80 FR 168, January 5, 2015]

**§192.61 [Removed and Reserved]**

[Part 192 - Org., Aug. 19, 1970, as amended by Amdt. 192-62, 54 FR 5625, Feb. 6, 1989]

**§192.63 Marking of materials.**

- (a) Except as provided in paragraph (d) of this section, each valve, fitting, length of pipe, and other component must be marked—
- (1) As prescribed in the specification or standard to which it was manufactured, except that thermoplastic pipe and fittings made of plastic materials other than polyethylene must be marked in accordance with ASTM D2513-87 (incorporated by reference, see §192.7); or
  - (2) To indicate size, material, manufacturer, pressure rating, and temperature rating, and as appropriate, type, grade, and model.
- (b) Surfaces of pipe and components that are subject to stress from internal pressure may not be field die stamped.
- (c) If any item is marked by die stamping, the die must have blunt or rounded edges that will minimize stress concentrations.
- (d) Paragraph (a) of this section does not apply to items manufactured before November 12, 1970, that meet all of the following:
- (1) The item is identifiable as to type, manufacturer, and model.
  - (2) Specifications or standards giving pressure, temperature, and other appropriate criteria for the use of items are readily available.

[Part 192 - Org., Aug. 19, 1970, as amended by Amdt. 192-3, 35 FR 17660, Nov. 17, 1970; Amdt. 192-31, 43 FR 13883, Apr. 3, 1978; Amdt. 192-61, 53 FR 36793, Sept. 22, 1988; Amdt. 192-61A, 54 FR 32642, Aug. 9, 1989; Amdt. 192-62, 54 FR 5627, Feb. 6, 1989; Amdt. 192-68, 58 FR 14519, Mar. 18, 1993; Amdt. 192-76, 61 FR 26121, May 25, 1996; Amdt. 192-76A, 61 FR 36825, July 15, 1996; Amdt. 192-114, 74 FR 48593, Aug 11, 2010; Amdt. 192-119, 80 FR 168, January 5, 2015]

**192.65 Transportation of pipe.**

- (a) *Railroad.* In a pipeline to be operated at a hoop stress of 20 percent or more of SMYS, an operator may not use install pipe having an outer diameter to wall thickness ratio of 70 to 1, or more, that is transported by railroad unless

**PART 192 – TRANSPORTATION OF NATURAL AND OTHER GAS BY  
PIPELINE: MINIMUM FEDERAL SAFETY STANDARDS**

the transportation is performed by API RP 5L1 (incorporated by reference, see § 192.7):

(1) The transportation is performed in accordance with API Recommended Practice 5LW (incorporated by reference, see §192.7).

(2) In the case of pipe transported before November 12, 1970, the pipe is tested in accordance with Subpart J of this Part to at least 1.25 times the maximum allowable operating pressure if it is to be installed in a class 1 location and to at least 1.5 times the maximum allowable operating pressure if it is to be installed in a class 2, 3, or 4 location. Notwithstanding any shorter time period permitted under Subpart J of this Part, the test pressure must be maintained for at least 8 hours.

(b) *Ship or barge.* In a pipeline to be operated at a hoop stress of 20 percent or more of SMYS, an operator may not use pipe having an outer diameter to wall thickness ratio of 70 to 1, or more, that is transported by ship or barge on both inland and marine waterways unless the transportation is performed in accordance with API Recommended Practice 5LW API RP 5LW (incorporated by reference, see §192.7).

(c) *Truck.* In a pipeline to be operated at a hoop stress of 20 percent or more of SMYS, an operator may not use pipe having an outer diameter to wall thickness ratio of 70 to 1, or more, that is transported by truck unless the transportation is performed in accordance with API RP 5LT (incorporated by reference, see §192.7).

[Amdt. 192-12, 38 FR 4760, Feb. 22, 1973, as amended by Amdt. 192-17, 40 FR 6346, Feb. 11, 1975; Amdt. 192-68, 58 FR 14519, Mar. 18, 1993; Amdt. 192-114, 74 FR 48593, Aug 11, 2010; Amdt. 192-119, 80 FR 168, January 5, 2015; Amdt. 192-120, 80 FR 12763, March 11, 2015]

**PART 192 – TRANSPORTATION OF NATURAL AND OTHER GAS BY  
PIPELINE: MINIMUM FEDERAL SAFETY STANDARDS**

**Subpart C—Pipe Design**

*T* = Temperature derating factor determined in accordance with §192.115.

**§192.101 Scope.**

This subpart prescribes the minimum requirements for the design of pipe.

[Part 192 - Org., Aug. 19, 1970]

**§192.103 General.**

Pipe must be designed with sufficient wall thickness, or must be installed with adequate protection, to withstand anticipated external pressures and loads that will be imposed on the pipe after installation.

[Part 192 - Org., Aug. 19, 1970]

**§192.105 Design formula for steel pipe.**

(a) The design pressure for steel pipe is determined in accordance with the following formula:

$$P = (2 St/D) \times F \times E \times T$$

*P* = Design pressure in pounds per square inch (kPa) gage.

*S* = Yield strength in pounds per square inch (kPa) determined in accordance with §192.107.

*D* = Nominal outside diameter of the pipe in inches (millimeters).

*t* = Nominal wall thickness of the pipe in inches. If this is unknown, it is determined in accordance with §192.109. Additional wall thickness required for concurrent external loads in accordance with §192.103 may not be included in computing design pressure.

*F* = Design factor determined in accordance with §192.111.

*E* = Longitudinal joint factor determined in accordance with §192.113.

(b) If steel pipe that has been subjected to cold expansion to meet the SMYS is subsequently heated, other than by welding or stress relieving as a part of welding, the design pressure is limited to 75 percent of the pressure determined under paragraph (a) of this section if the temperature of the pipe exceeds 900°F (482°C) at any time or is held above 600°F (316°C) for more than one hour.

[Part 192 - Org., Aug. 19, 1970 as amended by Amdt. 192-47, 49 FR 7569, May. 1, 1984; Amdt. 192-85, 63 FR 37500, July 13, 1998]

**§192.107 Yield strength (*S*) for steel pipe.**

(a) For pipe that is manufactured in accordance with a specification listed in section I of Appendix B of this part, the yield strength to be used in the design formula in §192.105 is the SMYS stated in the listed specification, if that value is known.

(b) For pipe that is manufactured in accordance with a specification not listed in section I of Appendix B to this part or whose specification or tensile properties are unknown, the yield strength to be used in the design formula in §192.105 is one of the following:

(1) If the pipe is tensile tested in accordance with section II-D of Appendix B to this part, the lower of the following:

(i) 80 percent of the average yield strength determined by the tensile tests.

(ii) The lowest yield strength determined by the tensile tests.

(2) If the pipe is not tensile tested as provided in paragraph (b)(1) of this section, 24,000 psi (165 Mpa).

[Part 192 - Org., Aug. 19, 1970 as amended by Amdt. 192-78, 61 FR 28770, June 6, 1996; Amdt. 192-84, 63 FR 7721, Feb. 17, 1998; Amdt. 192-85, 63 FR 37500, July 13, 1998]

**PART 192 – TRANSPORTATION OF NATURAL AND OTHER GAS BY  
PIPELINE: MINIMUM FEDERAL SAFETY STANDARDS**

**§192.109 Nominal wall thickness (t) for steel pipe.**

(a) If the nominal wall thickness for steel pipe is not known, it is determined by measuring the thickness of each piece of pipe at quarter points on one end.

(b) However, if the pipe is of uniform grade, size, and thickness and there are more than 10 lengths, only 10 percent of the individual lengths, but not less than 10 lengths, need be measured. The thickness of the lengths that are not measured must be verified by applying a gauge set to the minimum thickness found by the measurement. The nominal wall thickness to be used in the design formula in §192.105 is the next wall thickness found in commercial specifications that is below the average of all the measurements taken. However, the nominal wall thickness used may not be more than 1.14 times the smallest measurement taken on pipe less than 20 inches (508 millimeters) in outside diameter, nor more than 1.11 times the smallest measurement taken on pipe 20 inches (508 millimeters) or more in outside diameter.

[Part 192 - Org., Aug. 19, 1970, as amended by Amdt. 192-85, 63 FR 37500, July 13, 1998]

**§192.111 Design factor (F) for steel pipe.**

(a) Except as otherwise provided in paragraphs (b), (c), and (d) of this section, the design factor to be used in the design formula in §192.105 is determined in accordance with the following table:

Class location	Design factor (F)
1	0.72
2	0.60
3	0.50
4	0.40

(b) A design factor of 0.60 or less must be used in the design formula in §192.105 for steel pipe in Class 1 locations that:

(1) Crosses the right-of-way of an unimproved public road, without a casing;

(2) Crosses without a casing, or makes a parallel encroachment on, the right-of-way of either a hard surfaced road, a highway, a public street, or a railroad;

(3) Is supported by a vehicular, pedestrian, railroad, or pipeline bridge; or

(4) Is used in a fabricated assembly, (including separators, mainline valve assemblies, cross-connections, and river crossing headers) or is used within five pipe diameters in any direction from the last fitting of a fabricated assembly, other than a transition piece or an elbow used in place of a pipe bend which is not associated with a fabricated assembly.

(c) For Class 2 locations, a design factor of 0.50, or less, must be used in the design formula in §192.105 for uncased steel pipe that crosses the right-of-way of a hard surfaced road, a highway, a public street, or a railroad.

(d) For Class 1 and Class 2 locations, a design factor of 0.50, or less, must be used in the design formula in §192.105 for—

(1) Steel pipe in a compressor station, regulating station, or measuring station, and

(2) Steel pipe, including a pipe riser, on a platform located offshore or in inland navigable waters.

[Part 192 - Org., Aug. 19, 1970, as amended by Amdt. 192-27, 41 FR 34598, Aug. 16, 1976]

**§192.112 Additional design requirements for steel pipe using alternative maximum allowable operating pressure.**

For a new or existing pipeline segment to be eligible for operation at the alternative maximum allowable operating pressure (MAOP) calculated under §192.620, a segment must meet the following additional design requirements. Records for alternative MAOP must be maintained, for the useful life of the pipeline, demonstrating compliance with these requirements:

**PART 192 – TRANSPORTATION OF NATURAL AND OTHER GAS BY  
PIPELINE: MINIMUM FEDERAL SAFETY STANDARDS**

To address this design issue:	The pipeline segment must meet these additional requirements:
(a) General standards for the steel pipe.	<p>(1) The plate, skelp, or coil used for the pipe must be micro-alloyed, fine grain, fully killed, continuously cast steel with calcium treatment.</p> <p>(2) The carbon equivalents of the steel used for pipe must not exceed 0.25 percent by weight, as calculated by the Ito-Bessyo formula (Pcm formula) or 0.43 percent by weight, as calculated by the International Institute of Welding (IIW) formula.</p> <p>(3) The ratio of the specified outside diameter of the pipe to the specified wall thickness must be less than 100. The wall thickness or other mitigative measures must prevent denting and ovality anomalies during construction, strength testing and anticipated operational stresses.</p> <p>(4) The pipe must be manufactured using API Specification 5L <u>API Spec 5L</u>, product specification level 2 (incorporated by reference, see § 192.7) for maximum operating pressures and minimum and maximum operating temperatures and other requirements under this section.</p>
(b) Fracture control.	<p>(1) The toughness properties for pipe must address the potential for initiation, propagation and arrest of fractures in accordance with:</p> <ul style="list-style-type: none"> <li>(i) API Specification 5L <u>API Spec 5L</u> (incorporated by reference, see §192.7); or</li> <li>(ii) American Society of Mechanical Engineers (ASME) B31.8 (incorporated by reference, see §192.7); and</li> <li>(iii) Any correction factors needed to address pipe grades, pressures, temperatures, or gas compositions not expressly addressed in API Specification 5L <u>API Spec 5L</u>, product specification level 2 or ASME B31.8 (incorporated by reference, see §192.7).</li> </ul> <p>(2) Fracture control must:</p> <ul style="list-style-type: none"> <li>(i) Ensure resistance to fracture initiation while addressing the full range of operating temperatures, pressures, gas compositions, pipe grade and operating stress levels, including maximum pressures and minimum temperatures for shut-in conditions, that the pipeline is expected to experience. If these parameters change during operation of the pipeline such that they are outside the bounds of what was considered in the design evaluation, the evaluation must be reviewed and updated to assure continued resistance to fracture initiation over the operating life of the pipeline;</li> <li>(ii) Address adjustments to toughness of pipe for each grade used and the decompression behavior of the gas at operating parameters;</li> <li>(iii) Ensure at least 99 percent probability of fracture arrest within eight pipe lengths with a probability of not less than 90 percent within five pipe lengths; and(iv) Include fracture toughness testing that is equivalent to that described in supplementary requirements SR5A, SR5B, and SR6 of API Specification 5L (incorporated by reference, see § 192.7) and ensures ductile fracture and arrest with the following exceptions: <ul style="list-style-type: none"> <li>(A) The results of the Charpy impact test prescribed in SR5A must indicate at least 80 percent minimum shear area for any single test on each heat of steel; and</li> <li>(B) The results of the drop weight test prescribed in SR6 must indicate 80 percent average shear area with a minimum single test result of 60 percent shear area for any steel test samples. The test results must ensure a ductile fracture and arrest.</li> </ul> </li> </ul> <p>(3) If it is not physically possible to achieve the pipeline toughness properties of paragraphs (b)(1) and (2) of this section, additional design features, such as mechanical or composite crack arrestors and/or heavier walled pipe of proper design and spacing, must be used to ensure fracture arrest as described in paragraph (b)(2)(iii) of this section.</p>
(c) Plate/coil quality control.	<p>(1) There must be an internal quality management program at all mills involved in producing steel, plate, coil, skelp, and/or rolling pipe to be operated at alternative MAOP. These programs must be structured to eliminate or detect defects and inclusions affecting pipe quality.</p> <p>(2) A mill inspection program or internal quality management program must include (i) and either (ii) or (iii):</p> <ul style="list-style-type: none"> <li>(i) An ultrasonic test of the ends and at least 35 percent of the surface of the plate/coil or pipe to identify imperfections that impair serviceability such as laminations, cracks, and inclusions. At least 95 percent of the lengths of pipe manufactured must be tested. For all pipelines designed after December 22, 2008, the test must be done in accordance with ASTM A578/A578M Level B,</li> </ul>



**PART 192 – TRANSPORTATION OF NATURAL AND OTHER GAS BY  
PIPELINE: MINIMUM FEDERAL SAFETY STANDARDS**

	<p>or API 5L <u>API Spec 5L</u> Paragraph 7.8.10 (incorporated by reference, see § 192.7) or equivalent method, and either</p> <p>(ii) A macro etch test or other equivalent method to identify inclusions that may form centerline segregation during the continuous casting process. Use of sulfur prints is not an equivalent method. The test must be carried out on the first or second slab of each sequence graded with an acceptance criteria of one or two on the Mannesmann scale or equivalent; or</p> <p>(iii) A quality assurance monitoring program implemented by the operator that includes audits of: (a) all steelmaking and casting facilities, (b) quality control plans and manufacturing procedure specifications, (c) equipment maintenance and records of conformance, (d) applicable casting superheat and speeds, and (e) centerline segregation monitoring records to ensure mitigation of centerline segregation during the continuous casting process.</p>
(d) Seam quality control.	<p>(1) There must be a quality assurance program for pipe seam welds to assure tensile strength provided in API Specification 5L <u>API Spec 5L</u> (incorporated by reference, see §192.7) for appropriate grades.</p> <p>(2) There must be a hardness test, using Vickers (Hv10) hardness test method or equivalent test method, to assure a maximum hardness of 280 Vickers of the following:</p> <p>(i) A cross section of the weld seam of one pipe from each heat plus one pipe from each welding line per day; and</p> <p>(ii) For each sample cross section, a minimum of 13 readings (three for each heat affected zone, three in the weld metal, and two in each section of pipe base metal).</p> <p>(3) All of the seams must be ultrasonically tested after cold expansion and mill hydrostatic testing.</p>
(e) Mill hydrostatic test.	<p>(1) All pipe to be used in a new pipeline segment <u>installed after October 1, 2015</u>, must be hydrostatically tested at the mill at a test pressure corresponding to a hoop stress of 95 percent SMYS for 10 seconds. The test pressure may include a combination of internal test pressure and the allowance for end loading stresses imposed by the pipe mill hydrostatic testing equipment as allowed by <del>API Specification 5L</del> <u>API Spec 5L, Appendix K</u> (incorporated by reference, see §192.7).</p> <p>(2) Pipe in operation prior to December 22, 2008, must have been hydrostatically tested at the mill at a test pressure corresponding to a hoop stress of 90 percent SMYS for 10 seconds.</p> <p>(3) <u>Pipe in operation on or after December 22, 2008, but before October 1, 2015, must have been hydrostatically tested at the mill at a test pressure corresponding to a hoop stress of 95 percent SMYS for 10 seconds. The test pressure may include a combination of internal test pressure and the allowance for end loading stresses imposed by the pipe mill hydrostatic testing equipment as allowed by "ANSI/API Spec 5L" (incorporated by reference, see § 192.7).</u></p>
(f) Coating.	<p>(1) The pipe must be protected against external corrosion by a non- shielding coating.</p> <p>(2) Coating on pipe used for trenchless installation must be non- shielding and resist abrasions and other damage possible during installation.</p> <p>(3) A quality assurance inspection and testing program for the coating must cover the surface quality of the bare pipe, surface cleanliness and chlorides, blast cleaning, application temperature control, adhesion, cathodic disbondment, moisture permeation, bending, coating thickness, holiday detection, and repair.</p>
(g) Fittings and flanges.	<p>(1) There must be certification records of flanges, factory induction bends and factory weld ells. Certification must address material properties such as chemistry, minimum yield strength and minimum wall thickness to meet design conditions.</p> <p>(2) If the carbon equivalents of flanges, bends and ells are greater than 0.42 percent by weight, the qualified welding procedures must include a pre-heat procedure.</p> <p>(3) Valves, flanges and fittings must be rated based upon the required specification rating class for the alternative MAOP.</p>
(h) Compressor stations.	<p>(1) A compressor station must be designed to limit the temperature of the nearest downstream segment operating at alternative MAOP to a maximum of 120 degrees Fahrenheit (49 degrees Celsius) or the higher temperature allowed in paragraph (h)(2) of this section unless a long-term coating integrity monitoring program is implemented in accordance with paragraph (h)(3) of this section.</p> <p>(2) If research, testing and field monitoring tests demonstrate that the coating type being used will withstand a higher temperature in long-term operations, the compressor station may be designed to limit downstream piping to that higher temperature. Test results and acceptance criteria ad-</p>

**PART 192 – TRANSPORTATION OF NATURAL AND OTHER GAS BY  
PIPELINE: MINIMUM FEDERAL SAFETY STANDARDS**

dressing coating adhesion, cathodic disbondment, and coating condition must be provided to each PHMSA pipeline safety regional office where the pipeline is in service at least 60 days prior to operating above 120 degrees Fahrenheit (49 degrees Celsius). An operator must also notify a State pipeline safety authority when the pipeline is located in a State where PHMSA has an interstate agent agreement, or an intrastate pipeline is regulated by that State.

(3) Pipeline segments operating at alternative MAOP may operate at temperatures above 120 degrees Fahrenheit (49 degrees Celsius) if the operator implements a long-term coating integrity monitoring program. The monitoring program must include examinations using direct current voltage gradient (DCVG), alternating current voltage gradient (ACVG), or an equivalent method of monitoring coating integrity. An operator must specify the periodicity at which these examinations occur and criteria for repairing identified indications. An operator must submit its long-term coating integrity monitoring program to each PHMSA pipeline safety regional office in which the pipeline is located for review before the pipeline segments may be operated at temperatures in excess of 120 degrees Fahrenheit (49 degrees Celsius). An operator must also notify a State pipeline safety authority when the pipeline is located in a State where PHMSA has an interstate agent agreement, or an intrastate pipeline is regulated by that State.

[Amdt. 192-[107], 73 FR 62147, October 17, 2008 as amended by Amdt.192-111, 74 FR 62503, Nov. 30, 2009; Amdt. 192-119, 80 FR 168, January 5, 2015; Amdt. 192-120, 80 FR 12763, March 11, 2015]

**§192.113 Longitudinal joint factor (E) for steel pipe.**

The longitudinal joint factor to be used in the design formula in §192.105 is determined in accordance with the following table:

Specification	Pipe Class	Longitudinal Joint Factor (E)
ASTM A53/ A53M	Seamless	1.00
	Electric resistance welded	1.00
	Furnace butt welded	0.60
ASTM A106	Seamless	1.00
ASTM A333/ A333M	Seamless	1.00
	Electric resistance welded	1.00
ASTM A381	Double submerged arc welded	1.00
ASTM A671	Electric-fusion welded	1.00
ASTM A672	Electric-fusion welded	1.00
ASTM A691	Electric-fusion welded	1.00
API 5L API Spec 5L	Seamless	1.00
	Electric resistance welded	1.00
	Electric flash welded	1.00
	Submerged arc welded	1.00
	Furnace butt welded	0.60
Other	Pipe over 4 inches (102 millimeters)	0.80

Other	Pipe 4 inches (102 millimeters) or less	0.60
-------	---	------

If the type of longitudinal joint cannot be determined, the joint factor to be used must not exceed that designated for "Other."

[Part 192 - Org., Aug. 19, 1970, as amended by Amdt. 192-37, 46 FR 10157, Feb. 2, 1981; Amdt. 192-51, 51 FR 15333, Apr. 23, 1986; Amdt. 192-62 54 FR 5625, Feb. 6, 1989; Amdt. 192-68, 58 FR 14519, Mar. 18, 1993; Amdt. 192-85, 63 FR 37500, July 13, 1998; Amdt. 192-94, 69 FR 32886, June 14, 2004; Amdt. 192-119, 80 FR 168, January 5, 2015]

**§192.115 Temperature derating factor (T) for steel pipe.**

The temperature derating factor to be used in the design formula in §192.105 is determined as follows:

Gas Temperature in degrees Fahrenheit (Celsius)	Temperature derating factor (T)
250 (121) or less	1.000
300 (149)	0.967

**PART 192 – TRANSPORTATION OF NATURAL AND OTHER GAS BY  
PIPELINE: MINIMUM FEDERAL SAFETY STANDARDS**

350 (177)	0.933
400 (204)	0.900
450 (232)	0.867

For intermediate gas temperatures, the derating factor is determined by interpolation.

[Part 192 - Org., Aug. 19, 1970, as amended by Amdt. 192-85, 63 FR 37500, July 13, 1998]

**§192.117 [Reserved]**

[Part 192 - Org., Aug. 19, 1970, as amended by Amdt. 192-37, 46 FR 10157, Feb. 2, 1981 and 46 FR 10706, Feb. 4, 1981, effective Mar. 31, 1981; Amdt. 192-62, 54 FR 5625, Feb. 6, 1989]

**§192.119 [Reserved]**

[Part 192 - Org., Aug. 19, 1970, as amended by Amdt. 192-62, 54 FR 5625, Feb. 6, 1989]

**§192.121 Design of plastic pipe.**

Subject to the limitations of §192.123, the design pressure for plastic pipe is determined in accordance with either of the following formulas:

$$P = 2S \frac{t}{(D-t)} (DF)$$

$$P = \frac{2S}{(SDR-1)} (DF)$$

- P** = Design pressure, gage, psig (kPa).
- S** = For thermoplastic pipe, the HDB determined in accordance with the listed specification at a temperature equal to 73 °F (23°C), 100°F (38°C), 120°F (49°C), or 140°F (60°C). In the absence an HDB established at the specified temperature, the HDB of a higher temperature may be used in determining a design pressure rat-

ing at the specified temperature by arithmetic interpolation using the procedure in Part D.2 of PPI TR-3/2008, *HDB/PDB/SDB/MRS Policies*, (incorporated by reference, see §192.7). For reinforced thermo-setting plastic pipe, 11,000 psig (75,842 kPa). [Note: Arithmetic interpolation is not allowed for PA-11 pipe.]

- t** = Specified wall thickness, inches (mm).
- D** = Specified outside diameter, inches (mm).
- SDR** = Standard dimension ratio, the ratio of the average specified outside diameter to the minimum specified wall thickness, corresponding to a value from a common numbering system that was derived from the American National Standards Institute preferred number series 10.
- DF** = 0.32 or =0.40 for PA-11 pipe produced after January 23, 2009 with a nominal pipe size (IPS or CTS) 4-inch or less, and a SDR of 11 or greater (i.e. thicker pipe wall).

[Part 192 - Org., Aug. 19, 1970, as amended by Amdt. 192-31, 43 FR 13883, Apr. 3, 1978; 43 FR 43308, Sept. 25, 1978; Amdt. 192-78, 61 FR 28770, June 6, 1996; Amdt. 192-85, 63 FR 37500, July 13, 1998; Amdt. 192-94, 69 FR 32886, June 14, 2004; Amdt. 192-103, 71 FR 33402, June 8, 2006; Amdt. 192-[108], 73 FR 79002, Dec. 24, 2008; Amdt. 192-111, 74 FR 62503, Nov. 30, 2009; Amdt. 192-114, 74 FR 48593, Aug 11, 2010; Amdt. 192-119, 80 FR 168, January 5, 2015]

**§192.123 Design limitations for plastic pipe.**

- (a) Except as provided in paragraph (e) and paragraph (f) of this section, the design pressure may not exceed a gauge pressure of 100 psig (689 kPa) for plastic pipe used in:
  - (1) Distribution systems; or
  - (2) Classes 3 and 4 locations.

**PART 192 – TRANSPORTATION OF NATURAL AND OTHER GAS BY  
PIPELINE: MINIMUM FEDERAL SAFETY STANDARDS**

(b) Plastic pipe may not be used where operating temperatures of the pipe will be:

(1) Below -20°F (-29°C), or -40°F (-40°C) if all pipe and pipeline components whose operating temperature will be below -20°F (-29°C) have a temperature rating by the manufacturer consistent with that operating temperature; or

(2) Above the following applicable temperatures:

(i) For thermoplastic pipe, the temperature at which the HDB used in the design formula under §192.121 is determined.

(ii) For reinforced thermosetting plastic pipe, 150°F (66°C).

(c) The wall thickness for thermoplastic pipe may not be less than 0.062 inch (1.57 millimeters).

(d) The wall thickness for reinforced thermosetting plastic pipe may not be less than that listed in the following table:

Normal size in inches (millimeters)	Minimum wall thickness in inches (millimeters)
2 (51)	0.060 (1.52)
3 (76)	0.060 (1.52)
4 (102)	0.070 (1.78)
6 (152)	0.100 (2.54)

(e) The design pressure for thermoplastic pipe produced after July 14, 2004 may exceed a gauge pressure of 100 psig (689 kPa) provided that:

(1) The design pressure does not exceed 125 psig (862 kPa);

(2) The material is a PE2406 or a PE3408 polyethylene (PE) pipe with the designation code as specified within ASTM D2513-9909a (incorporated by reference, *see* §192.7);

(3) The pipe size is nominal pipe size (IPS) 12 or less; and

(4) The design pressure is determined in accordance with the design equation defined in §192.121.

(f) The design pressure for polyamide-11 (PA-11) pipe produced after January 23, 2009 may exceed a gauge pressure of 100 psig (689 kPa) provided that:

(1) The design pressure does not exceed 200 psig (1379 kPa);

(2) The pipe size is nominal pipe size (IPS or CTS) 4-inch or less; and

(3) The pipe has a standard dimension ratio of SDR-11 or greater (i.e., thicker pipe wall).

[Part 192 - Org., Aug. 19, 1970, as amended by Amdt. 192-31, 43 FR 13883, Apr. 3, 1978; Amdt. 192-78, 61 FR 28770, June 6, 1996; Amdt. 192-85, 63 FR 37500, July 13, 1998; Amdt. 192-93, 68 FR 53895, Sept. 15, 2003; Amdt. 192-94, 69 FR 32886, June 14, 2004; Amdt. 192-94A, 69 FR 54591, Sept. 9, 2004; Amdt. 192-103, 71 FR 33402, June 8, 2006; Amdt. 192-[108], 73 FR 79002, Dec. 24, 2008; Amdt. 192-114, 74 FR 48593, Aug 11, 2010; Amdt. 192-119, 80 FR 168, January 5, 2015]

**§192.125 Design of copper pipe.**

(a) Copper pipe used in mains must have a minimum wall thickness of 0.065 inches (1.65 millimeters) and must be hard drawn.

(b) Copper pipe used in service lines must have wall thickness not less than that indicated in following table:

Standard size (inch) (millimeter)	Nominal O.D. (inch) (millimeter)	Wall thickness (inch) (millimeter)	
		Nominal	Tolerance
½ (13)	0.625 (16)	.040 (1.06)	.0035 (.0889)
5/8 (16)	0.750 (19)	.042 (1.07)	.0035 (.0889)
¾ (19)	0.875 (22)	.045 (1.14)	.0040 (.102)
1 (25)	1.125 (29)	.050 (1.27)	.0040 (.102)
1¼ (32)	1.375 (35)	.055 (1.40)	.0045 (.1143)
1½ (38)	1.625 (41)	.060 (1.52)	.0045 (.1143)

(c) Copper pipe used in mains and service lines may not be used at pressures in excess of 100 psi (689 kPa) gage.

(d) Copper pipe that does not have an internal corrosion resistant lining may not be

**PART 192 – TRANSPORTATION OF NATURAL AND OTHER GAS BY  
PIPELINE: MINIMUM FEDERAL SAFETY STANDARDS**

used to carry gas that has an average hydrogen sulfide content of more than 0.3 grains/100 ft<sup>3</sup> (6.9/m<sup>3</sup>) under standard conditions. Standard conditions refers to 60°F and 14.7 psia (15.6°C and one atmosphere).

[Part 192 - Org., Aug. 19, 1970, as amended by  
Amdt. 192-62, 54 FR 5625, Feb. 6, 1989;  
Amdt. 192-85, 63 FR 37500, July 13, 1998]

**PART 192 – TRANSPORTATION OF NATURAL AND OTHER GAS BY  
PIPELINE: MINIMUM FEDERAL SAFETY STANDARDS**

**Subpart D—Design of Pipeline  
Components**

**§192.141 Scope.**

This subpart prescribes minimum requirements for the design and installation of pipeline components and facilities. In addition, it prescribes requirements relating to protection against accidental overpressuring.

[Part 192 - Org., Aug. 19, 1970]

**§192.143 General requirements.**

(a) Each component of a pipeline must be able to withstand operating pressures and other anticipated loadings without impairment of its serviceability with unit stresses equivalent to those allowed for comparable material in pipe in the same location and kind of service. However, if design based upon unit stresses is impractical for a particular component, design may be based upon a pressure rating established by the manufacturer by pressure testing that component or a prototype of the component.

(b) The design and installation of pipeline components and facilities must meet applicable requirements for corrosion control found in subpart I of this part.

[Amdt. 192-48, 49 CFR 19823, May 10, 1984 as amended by 72 FR 20055, April 23, 2007]

**§192.144 Qualifying metallic components.**

Notwithstanding any requirement of this subpart which incorporates by reference an edition of a document listed in §192.7 or Appendix B of this part, a metallic component manufactured in accordance with any other edition of that document is qualified for use under this part if—

(a) It can be shown through visual inspection of the cleaned component that no defect

exists which might impair the strength or tightness of the component; and

(b) The edition of the document under which the component was manufactured has equal or more stringent requirements for the following as an edition of that document currently or previously listed in §192.7 or Appendix B of this part:

- (1) Pressure testing;
- (2) Materials; and,
- (3) Pressure and temperature ratings.

[Amdt. 192-45, 48 FR 30637, July 5, 1983; Amdt. 192-94, 69 FR 32886, June 14, 2004]

**§192.145 Valves.**

(a) Except for cast iron and plastic valves, each valve must meet the minimum requirements of API 6D ANSI/API Spec 6D (incorporated by reference, *see* §192.7), or to a national or international standard that provides an equivalent performance level. A valve may not be used under operating conditions that exceed the applicable pressure-temperature ratings contained in those requirements.

(b) Each cast iron and plastic valve must comply with the following:

(1) The valve must have a maximum service pressure rating for temperatures that equal or exceed the maximum service temperature.

(2) The valve must be tested as part of the manufacturing, as follows:

(i) With the valve in the fully open position, the shell must be tested with no leakage to a pressure at least 1.5 times the maximum service rating.

(ii) After the shell test, the seat must be tested to a pressure no less than 1.5 times the maximum service pressure rating. Except for swing check valves, test pressure during the seat test must be applied successively on each side of the closed valve with the opposite side open. No visible leakage is permitted.

(iii) After the last pressure test is completed, the valve must be operated through its full travel to demonstrate freedom from interference.

**PART 192 – TRANSPORTATION OF NATURAL AND OTHER GAS BY  
PIPELINE: MINIMUM FEDERAL SAFETY STANDARDS**

(c) Each valve must be able to meet the anticipated operating conditions.

(d) No valve having shell (body, bonnet, cover, and/or end flange) components made of ductile iron may be used at pressures exceeding 80 percent of the pressure ratings for comparable steel valves at their listed temperature. However, a valve having shell components made of ductile iron may be used at pressures up to 80 percent of the pressure ratings for comparable steel valves at their listed temperature, if:

(1) The temperature-adjusted service pressure does not exceed 1,000 psi (7 MPa) gage; and

(2) Welding is not used on any ductile iron component in the fabrication of the valve shells or their assembly.

(e) No valve having shell (body, bonnet, cover, and/or end flange) components made of cast iron, malleable iron, or ductile iron may be used in the gas pipe components of compressor stations.

[Part 192 - Org., Aug. 19, 1970, as amended by Amdt. 192-3, 35 FR 17660, Nov. 17, 1970; Amdt. 192-22, 41 FR 13590, Mar. 31, 1976; Amdt. 192-37, 46 FR 10159, Feb. 2, 1981; Amdt. 192-62, 54 FR 5625, Feb. 6, 1989; Amdt. 192-85, 63 FR 37500, July 13, 1998; Amdt. 192-94, 69 FR 32886, June 14, 2004; Amdt. 192-103, 71 FR 33402, June 8, 2006; Amdt. 192-114, 74 FR 48593, Aug 11, 2010; Amdt. 192-119, 80 FR 168, January 5, 2015 ]

**§192.147 Flanges and flange accessories.**

(a) Each flange or flange accessory (other than cast iron) must meet the minimum requirements of ASME/ANSI B 16.5, MSS SP-44 ASME/ANSI B 16.5 and MSS SP-44 (incorporated by reference, see § 192.7), or the equivalent.

(b) Each flange assembly must be able to withstand the maximum pressure at which the pipeline is to be operated and to maintain its physical and chemical properties at any tem-

perature to which it is anticipated that it might be subjected in service.

(c) Each flange on a flanged joint in cast iron pipe must conform in dimensions, drilling, face and gasket design to ASME/ANSI B16.1 (incorporated by reference, see §192.7) and be cast integrally with the pipe, valve, or fitting.

[Part 192 - Org., Aug. 19, 1970, as amended by Amdt. 192-62, 54 FR 5625, Feb. 6, 1989; Amdt. 192-68, 54 FR 14519, Mar. 18, 1993; Amdt. 192-119, 80 FR 168, January 5, 2015]

**§192.149 Standard fittings.**

(a) The minimum metal thickness of threaded fittings may not be less than specified for the pressures and temperatures in the applicable standards referenced in this part, or their equivalent.

(b) Each steel butt-welding fitting must have pressure and temperature ratings based on stresses for pipe of the same or equivalent material. The actual bursting strength of the fitting must at least equal the computed bursting strength of pipe of the designated material and wall thickness, as determined by a prototype that was tested to at least the pressure required for the pipeline to which it is being added.

[Part 192 - Org., Aug. 19, 1970]

**§192.150 Passage of internal inspection devices.**

(a) Except as provided in paragraphs (b) and (c) of this section, each new transmission line and each replacement of line pipe, valve, fitting, or other line component in a transmission line must be designed and constructed to accommodate the passage of instrumented internal inspection devices.

(b) This section does not apply to:

(1) Manifolds;

(2) Station piping such as at compressor stations, meter stations, or regulator stations;

**PART 192 – TRANSPORTATION OF NATURAL AND OTHER GAS BY  
PIPELINE: MINIMUM FEDERAL SAFETY STANDARDS**

(3) Piping associated with storage facilities, other than a continuous run of transmission line between a compressor station and storage facilities;

(4) Cross-overs;

(5) Sizes of pipe for which an instrumented internal inspection device is not commercially available;

(6) Transmission lines, operated in conjunction with a distribution system which are installed in Class 4 locations;

(7) Offshore transmission lines, except transmission lines 10¾ inches (273 millimeters) or more in outside diameter on which construction begins after December 28, 2005, that run from platform to platform or platform to shore unless—

(i) Platform space or configuration is incompatible with launching or retrieving instrumented internal inspection devices; or

(ii) If the design includes taps for lateral connections, the operator can demonstrate, based on investigation or experience, that there is no reasonably practical alternative under the design circumstances to the use of a tap that will obstruct the passage of instrumented internal inspection devices; and

(8) Other piping that, under §190.9 of this chapter, the Administrator finds in a particular case would be impracticable to design and construct to accommodate the passage of instrumented internal inspection devices.

(c) An operator encountering emergencies, construction time constraints or other unforeseen construction problems need not construct a new or replacement segment of a transmission line to meet paragraph (a) of this section, if the operator determines and documents why an impracticability prohibits compliance with paragraph (a) of this section. Within 30 days after discovering the emergency or construction problem the operator must petition, under §190.9 of this chapter, for approval that design and construction to accommodate passage of instrumented internal inspection devices would be impracticable. If the petition is denied, within 1 year after the date of the notice of the denial, the operator must modify that segment

to allow passage of instrumented internal inspection devices.

[Amdt. 192-72, 59 FR 17275, Apr. 12, 1994as amended by Amdt. 192-85, 63 FR 37500, July 13, 1998; Amdt. 192-97, 69 FR 36024, June 28, 2004]

**§192.151 Tapping.**

(a) Each mechanical fitting used to make a hot tap must be designed for at least the operating pressure of the pipeline.

(b) Where a ductile iron pipe is tapped, the extent of full-thread engagement and the need for the use of outside-sealing service connections, tapping saddles, or other fixtures must be determined by service conditions.

(c) Where a threaded tap is made in cast iron or ductile iron pipe, the diameter of the tapped hole may not be more than 25 percent of the nominal diameter of the pipe unless the pipe is reinforced, except that

(1) Existing taps may be used for replacement service, if they are free of cracks and have good threads; and

(2) A 1¼-inch (32 millimeters) tap may be made in a 4-inch (102 millimeters) cast iron or ductile iron pipe, without reinforcement.

However, in areas where climate, soil, and service conditions may create unusual external stresses on cast iron pipe, unreinforced taps may be used only on 6-inch (152 millimeters) or larger pipe.

[Part 192 - Org., Aug. 19, 1970, as amended by Amdt. 192-85, 63 FR 37500, July 13, 1998]

**§192.153 Components fabricated by welding.**

(a) Except for branch connections and assemblies of standard pipe and fittings joined by circumferential welds, the design pressure of each component fabricated by welding, whose strength cannot be determined, must be estab-



**PART 192 – TRANSPORTATION OF NATURAL AND OTHER GAS BY  
PIPELINE: MINIMUM FEDERAL SAFETY STANDARDS**

lished in accordance with paragraph UG-101 of section VIII, Division 1, of the ASME Boiler and Pressure Vessel Code (BPVC) (Section VIII, Division 1) (incorporated by reference, see §192.7).

(b) Each prefabricated unit that uses plate and longitudinal seams must be designed, constructed, and tested in accordance with section VIII, Division 1, or section VIII, Division 2 of the ASME BPVC (Section VIII, Division 1 or Section VIII, Division 2) (incorporated by reference, see § 192.7) Boiler and Pressure Vessel Code, except for the following:

(1) Regularly manufactured butt-welding fittings.

(2) Pipe that has been produced and tested under a specification listed in Appendix B to this part.

(3) Partial assemblies such as split rings or collars.

(4) Prefabricated units that the manufacturer certifies have been tested to at least twice the maximum pressure to which they will be subjected under the anticipated operating conditions.

(c) Orange-peel bull plugs and orange-peel swages may not be used on pipelines that are to operate at a hoop stress of 20 percent or more of the SMYS of the pipe.

(d) Except for flat closures designed in accordance with section VIII of the ASME BPVC (Section VIII, Division 1 or 2) Boiler and Pressure Code, flat closures and fish tails may not be used on pipe that either operates at 100 p.s.i. (689 kPa) gage, or more, or is more than 3 inches (76 millimeters) nominal diameter.

(e) A component having a design pressure established in accordance with paragraph (a) or paragraph (b) of this section and subject to the strength testing requirements of § 192.505(b) must be tested to at least 1.5 times the MAOP.

[Part 192 - Org., Aug. 19, 1970, as amended by Amdt. 192-3, 35 FR 17660, Nov. 17, 1970; Amdt. 192-68, 58 FR 14519, Mar. 18, 1993; Amdt. 192-85, 63 FR 37500, July 13, 1998; Amdt. 192-119, 80 FR 168, January 5, 2015; Amdt. 192-120, 80 FR 12763, March 11, 2015]

**§192.155 Welded branch connections.**

Each welded branch connection made to pipe in the form of a single connection, or in a header or manifold as a series of connections, must be designed to ensure that the strength of the pipeline system is not reduced, taking into account the stresses in the remaining pipe wall due to the opening in the pipe or header, the shear stresses produced by the pressure acting on the area of the branch opening, and any external loadings due to thermal movement, weight, and vibration.

[Part 192 - Org., Aug. 19, 1970]

**§192.157 Extruded outlets.**

Each extruded outlet must be suitable for anticipated service conditions and must be at least equal to the design strength of the pipe and other fittings in the pipeline to which it is attached.

[Part 192 - Org., Aug. 19, 1970]

**§192.159 Flexibility.**

Each pipeline must be designed with enough flexibility to prevent thermal expansion or contraction from causing excessive stresses in the pipe or components, excessive bending or unusual loads at joints, or undesirable forces or moments at points of connection to equipment, or at anchorage or guide points.

[Part 192 - Org., Aug. 19, 1970]

**§192.161 Supports and anchors.**

(a) Each pipeline and its associated equipment must have enough anchors or supports to:

(1) Prevent undue strain on connected equipment;

(2) Resist longitudinal forces caused by a bend or offset in the pipe; and,

**PART 192 – TRANSPORTATION OF NATURAL AND OTHER GAS BY  
PIPELINE: MINIMUM FEDERAL SAFETY STANDARDS**

(3) Prevent or damp out excessive vibration.

(b) Each exposed pipeline must have enough supports or anchors to protect the exposed pipe joints from the maximum end force caused by internal pressure and any additional forces caused by temperature expansion or contraction or by the weight of the pipe and its contents.

(c) Each support or anchor on an exposed pipeline must be made of durable, noncombustible material and must be designed and installed as follows:

(1) Free expansion and contraction of the pipeline between supports or anchors may not be restricted.

(2) Provision must be made for the service conditions involved.

(3) Movement of the pipeline may not cause disengagement of the support equipment.

(d) Each support on an exposed pipeline operated at a stress level of 50 percent or more of SMYS must comply with the following:

(1) A structural support may not be welded directly to the pipe.

(2) The support must be provided by a member that completely encircles the pipe.

(3) If an encircling member is welded to a pipe, the weld must be continuous and cover the entire circumference.

(e) Each underground pipeline that is connected to a relatively unyielding line or other fixed object must have enough flexibility to provide for possible movement, or it must have an anchor that will limit the movement of the pipeline.

(f) Except for offshore pipelines, each underground pipeline that is being connected to new branches must have a firm foundation for both the header and the branch to prevent detrimental lateral and vertical movement.

[Part 192 - Org., Aug. 19, 1970, as amended by Amdt. 192-27, 41 FR 34598, Aug. 16, 1976; Amdt. 192-58, 53 FR 1633, Jan. 21, 1988]

**§192.163 Compressor stations: Design and construction.**

(a) *Location of compressor building.* Except for a compressor building on a platform located offshore or in inland navigable waters, each main compressor building of a compressor station must be located on property under the control of the operator. It must be far enough away from adjacent property, not under control of the operator, to minimize the possibility of fire being communicated to the compressor building from structures on adjacent property. There must be enough open space around the main compressor building to allow the free movement of fire-fighting equipment.

(b) *Building construction.* Each building on a compressor station site must be made of noncombustible materials if it contains either—

(1) Pipe more than 2 inches (51 millimeters) in diameter that is carrying gas under pressure; or

(2) Gas handling equipment other than gas utilization equipment used for domestic purposes.

(c) *Exits.* Each operating floor of a main compressor building must have at least two separated and unobstructed exits located so as to provide a convenient possibility of escape and an unobstructed passage to a place of safety. Each door latch on an exit must be of a type which can be readily opened from the inside without a key. Each swinging door located in an exterior wall must be mounted to swing outward.

(d) *Fenced areas.* Each fence around a compressor station must have at least two gates located so as to provide a convenient opportunity for escape to a place of safety, or have other facilities affording a similarly convenient exit from the area. Each gate located within 200 feet (61 meters) of any compressor plant building must open outward and, when occupied, must be openable from the inside without a key.

(e) *Electrical facilities.* Electrical equipment and wiring installed in compressor stations must conform to the National Electrical

**PART 192 – TRANSPORTATION OF NATURAL AND OTHER GAS BY  
PIPELINE: MINIMUM FEDERAL SAFETY STANDARDS**

Code, ANSI/NFPA 70 NFPA-70, so far as that code is applicable.

[Part 192 - Org., Aug. 19, 1970, as amended by Amdt. 192-27, 41 FR 34598, Aug. 16, 1976; Amdt. 192-37, 46 FR 10157, Feb. 2, 1981; Amdt. 192-68, 58 FR 14519, Mar. 18, 1993; Amdt. 192-85, 63 FR 37500, July 13, 1998; Amdt. 192-119, 80 FR 168, January 5, 2015]

**§192.165 Compressor stations:  
Liquid removal.**

(a) Where entrained vapors in gas may liquefy under the anticipated pressure and temperature conditions, the compressor must be protected against the introduction of those liquids in quantities that could cause damage.

(b) Each liquid separator used to remove entrained liquids at a compressor station must:

(1) Have a manually operable means of removing these liquids.

(2) Where slugs of liquid could be carried into the compressors, have either automatic liquid removal facilities, an automatic compressor shutdown device, or a high liquid level alarm; and,

(3) Be manufactured in accordance with section VIII of the ASME Boiler and Pressure Vessel Code (BPVC) (incorporated by reference, see § 192.7) and the additional requirements of § 192.153(e), except that liquid separators constructed of pipe and fittings without internal welding must be fabricated with a design factor of 0.4, or less.

[Part 192 - Org., Aug. 19, 1970; Amdt. 192-119, 80 FR 168, January 5, 2015; Amdt. 192-120, 80 FR 12763, March 11, 2015]

**§192.167 Compressor stations:  
Emergency shutdown.**

(a) Except for unattended field compressor stations of 1,000 horsepower (746 kilowatts) or less, each compressor station must have an

emergency shutdown system that meets the following:

(1) It must be able to block gas out of the station and blow down the station piping.

(2) It must discharge gas from the blow-down piping at a location where the gas will not create a hazard.

(3) It must provide means for the shutdown of gas compressing equipment, gas fires, and electrical facilities in the vicinity of gas headers and in the compressor building, except, that:

(i) Electrical circuits that supply emergency lighting required to assist station personnel in evacuating the compressor building and the area in the vicinity of the gas headers must remain energized; and

(ii) Electrical circuits needed to protect equipment from damage may remain energized.

(4) It must be operable from at least two locations, each of which is:

(i) Outside the gas area of the station;

(ii) Near the exit gates, if the station is fenced, or near emergency exits, if not fenced; and,

(iii) Not more than 500 feet (153 meters) from the limits of the station.

(b) If a compressor station supplies gas directly to a distribution system with no other adequate source of gas available, the emergency shutdown system must be designed so that it will not function at the wrong time and cause an unintended outage on the distribution system.

(c) On a platform located offshore or in inland navigable waters, the emergency shutdown system must be designed and installed to actuate automatically by each of the following events:

(1) In the case of an unattended compressor station:

(i) When the gas pressure equals the maximum allowable operating pressure plus 15 percent or

(ii) When an uncontrolled fire occurs on the platform; and

(2) In the case of a compressor station in a building:

**PART 192 – TRANSPORTATION OF NATURAL AND OTHER GAS BY  
PIPELINE: MINIMUM FEDERAL SAFETY STANDARDS**

(i) When an uncontrolled fire occurs in the building; or

(ii) When the concentration of gas in air reaches 50 percent or more of the lower explosive limit in a building which has a source of ignition.

For the purpose of paragraph (c)(2)(ii) of this section, an electrical facility which conforms to Class 1, Group D of the National Electrical Code is not a source of ignition.

[Part 192 - Org., Aug. 19, 1970, as amended by Amdt. 192-27, 41 FR 34605, Aug. 16, 1976; Amdt. 192-85, 63 FR 37500, July 13, 1998]

**§192.169 Compressor stations: Pressure limiting devices.**

(a) Each compressor station must have pressure relief or other suitable protective devices of sufficient capacity and sensitivity to ensure that the maximum allowable operating pressure of the station piping and equipment is not exceeded by more than 10 percent.

(b) Each vent line that exhausts gas from the pressure relief valves of a compressor station must extend to a location where the gas may be discharged without hazard.

[Part 192 - Org., Aug. 19, 1970]

**192.171 Compressor stations: Additional safety equipment.**

(a) Each compressor station must have adequate fire protection facilities. If fire pumps are a part of these facilities, their operation may not be affected by the emergency shutdown system.

(b) Each compressor station prime mover, other than an electrical induction or synchronous motor, must have an automatic device to shut down the unit before the speed of either the prime mover or the driven unit exceeds a maximum safe speed.

(c) Each compressor unit in a compressor station must have a shutdown or alarm device that operates in the event of inadequate cooling or lubrication of the unit.

(d) Each compressor station gas engine that operates with pressure gas injection must be equipped so that stoppage of the engine automatically shuts off the fuel and vents the engine distribution manifold.

(e) Each muffler for a gas engine in a compressor station must have vent slots or holes in the baffles of each compartment to prevent gas from being trapped in the muffler.

[Part 192 - Org., Aug. 19, 1970]

**§192.173 Compressor stations: Ventilation.**

Each compressor station building must be ventilated to ensure that employees are not endangered by the accumulation of gas in rooms, sumps, attics, pits, or other enclosed places.

[Part 192 - Org., Aug. 19, 1970]

**§192.175 Pipe-type and bottle-type holders.**

(a) Each pipe-type and bottle-type holder must be designed so as to prevent the accumulation of liquids in the holder, in connecting pipe, or in auxiliary equipment, that might cause corrosion or interfere with the safe operation of the holder.

(b) Each pipe-type or bottle-type holder must have minimum clearance from other holders in accordance with the following formula:

$$C = (D \times P \times F) / 48.33$$

$$(C = (3D \times P \times F) / 1,000)$$

in which:

**PART 192 – TRANSPORTATION OF NATURAL AND OTHER GAS BY  
PIPELINE: MINIMUM FEDERAL SAFETY STANDARDS**

- C** = Minimum clearance between pipe containers or bottles in inches (millimeters).
- D** = Outside diameter of pipe containers or bottles in inches (millimeters).
- P** = Maximum allowable operating pressure, psi (kPa) gage.
- F** = Design factor as set forth in §192.111 of this part.

[Part 192 - Org., Aug. 19, 1970, as amended by Amdt. 192-85, 63 FR 37500, July 13, 1998]

**§192.177 Additional provisions for bottle-type holders.**

- (a) Each bottle-type holder must be—
  - (1) Located on a site entirely surrounded by fencing that prevents access by unauthorized persons and with minimum clearance from the fence as follows:

Maximum allowable operating pressure	Minimum clearance (feet) (meters)
Less than 1,000 p.s.i. (7 Mpa) gage	25 (7.6)
1,000 p.s.i. (7 Mpa) gage or more	100 (31)

- (2) Designed using the design factors set forth in §192.111; and,
- (3) Buried with a minimum cover in accordance with §192.327.
- (b) Each bottle-type holder manufactured from steel that is not weldable under field conditions must comply with the following:
  - (1) A bottle-type holder made from alloy steel must meet the chemical and tensile requirements for the various grades of steel in ASTM A372/372M (incorporated by reference, see §192.7).
  - (2) The actual yield-tensile ratio of the steel may not exceed 0.85.
  - (3) Welding may not be performed on the holder after it has been heat treated or stress relieved, except that copper wires may be attached to the small diameter portion of the bottle end closure for cathodic protection if a localized thermit welding process is used.

(4) The holder must be given a mill hydrostatic test at a pressure that produces a hoop stress at least equal to 85 percent of the SMYS.

(5) The holder, connection pipe, and components must be leak tested after installation as required by Subpart J of this part.

[Part 192 - Org., Aug. 19, 1970 as amended by Amdt 192-58, 53 FR 1635, Jan 21, 1988; Amdt 192-62, 54 FR 5625, Feb. 6, 1989; Amdt 192-68, 58 FR 14519, Mar. 18, 1993; Amdt. 192-85, 63 FR 37500, July 13, 1998; Amdt. 192-119, 80 FR 168, January 5, 2015]

**§192.179 Transmission line valves.**

(a) Each transmission line, other than offshore segments, must have sectionalizing block valves spaced as follows, unless in a particular case the Administrator finds that alternative spacing would provide an equivalent level of safety:

(1) Each point on the pipeline in a Class 4 location must be within 2½ miles (4 kilometers) of a valve.

(2) Each point on the pipeline in a Class 3 location must be within 4 miles (6.4 kilometers) of a valve.

(3) Each point on the pipeline in a Class 2 location must be within 7½ miles (12 kilometers) of a valve.

(4) Each point on the pipeline in a Class 1 location must be within 10 miles (16 kilometers) of a valve.

(b) Each sectionalizing block valve on a transmission line, other than offshore segments, must comply with the following:

(1) The valve and the operating device to open or close the valve must be readily accessible and protected from tampering and damage.

(2) The valve must be supported to prevent settling of the valve or movement of the pipe to which it is attached.

(c) Each section of a transmission line, other than offshore segments, between main line valves must have a blowdown valve with enough capacity to allow the transmission line

**PART 192 – TRANSPORTATION OF NATURAL AND OTHER GAS BY  
PIPELINE: MINIMUM FEDERAL SAFETY STANDARDS**

to be blown down as rapidly as practicable. Each blowdown discharge must be located so the gas can be blown to the atmosphere without hazard and, if the transmission line is adjacent to an overhead electric line, so that the gas is directed away from the electrical conductors.

(d) Offshore segments of transmission lines must be equipped with valves or other components to shut off the flow of gas to an offshore platform in an emergency.

[Part 192 - Org., Aug. 19, 1970, as amended by Amdt. 192-27, 41 FR 34598, Aug. 16, 1976; Amdt. 192-78, 61 FR 28770, June 6, 1996; Amdt. 192-85, 63 FR 37500, July 13, 1998]

**§192.181 Distribution line valves.**

(a) Each high-pressure distribution system must have valves spaced so as to reduce the time to shut down a section of main in an emergency. The valve spacing is determined by the operating pressure, the size of the mains, and the local physical conditions.

(b) Each regulator station controlling the flow or pressure of gas in a distribution system must have a valve installed on the inlet piping at a distance from the regulator station sufficient to permit the operation of the valve during an emergency that might preclude access to the station.

(c) Each valve on a main installed for operating or emergency purposes must comply with the following:

(1) The valve must be placed in a readily accessible location so as to facilitate its operation in an emergency.

(2) The operating stem or mechanism must be readily accessible.

(3) If the valve is installed in a buried box or enclosure, the box or enclosure must be installed so as to avoid transmitting external loads to the main.

[Part 192 - Org., Aug. 19, 1970]

**§192.183 Vaults: Structural design requirements.**

(a) Each underground vault or pit for valves, pressure relieving, pressure limiting, or pressure regulating stations, must be able to meet the loads which may be imposed upon it, and to protect installed equipment.

(b) There must be enough working space so that all of the equipment required in the vault or pit can be properly installed, operated, and maintained.

(c) Each pipe entering, or within, a regulator vault or pit must be steel for sizes 10 inches (254 millimeters), and less, except that control and gage piping may be copper. Where pipe extends through the vault or pit structure, provision must be made to prevent the passage of gases or liquids through the opening and to avert strains in the pipe.

[Part 192 - Org., Aug. 19, 1970, as amended by Amdt. 192-85, 63 FR 37500, July 13, 1998]

**§192.185 Vaults: Accessibility.**

Each vault must be located in an accessible location and, so far as practical, away from:

(a) Street intersections or points where traffic is heavy or dense;

(b) Points of minimum elevation, catch basins, or places where the access cover will be in the course of surface waters; and,

(c) Water, electric, steam, or other facilities.

[Part 192 - Org., Aug. 19, 1970]

**§192.187 Vaults: Sealing, venting, and ventilation.**

Each underground vault or closed top pit containing either a pressure regulating or reducing station, or a pressure limiting or relieving station, must be sealed, vented or ventilated, as follows:

**PART 192 – TRANSPORTATION OF NATURAL AND OTHER GAS BY  
PIPELINE: MINIMUM FEDERAL SAFETY STANDARDS**

(a) When the internal volume exceeds 200 cubic feet (5.7 cubic meters):

(1) The vault or pit must be ventilated with two ducts, each having at least the ventilating effect of a pipe 4 inches (102 millimeters) in diameter;

(2) The ventilation must be enough to minimize the formation of combustible atmosphere in the vault or pit; and,

(3) The ducts must be high enough above grade to disperse any gas-air mixtures that might be discharged.

(b) When the internal volume is more than 75 cubic feet (2.1 cubic meters) but less than 200 cubic feet (5.7 cubic meters):

(1) If the vault or pit is sealed, each opening must have a tight fitting cover without open holes through which an explosive mixture might be ignited, and there must be a means for testing the internal atmosphere before removing the cover;

(2) If the vault or pit is vented, there must be a means of preventing external sources of ignition from reaching the vault atmosphere; or

(3) If the vault or pit is ventilated, paragraph (a) or (c) of this section applies.

(c) If a vault or pit covered by paragraph (b) of this section is ventilated by openings in the covers or gratings and the ratio of the internal volume, in cubic feet, to the effective ventilating area of the cover or grating, in square feet, is less than 20 to 1, no additional ventilation is required.

[Part 192 - Org., Aug. 19, 1970, as amended by Amdt. 192-85, 63 FR 37500, July 13, 1998]

**§192.189 Vaults: Drainage and waterproofing.**

(a) Each vault must be designed so as to minimize the entrance of water.

(b) A vault containing gas piping may not be connected by means of a drain connection to any other underground structure.

(c) Electrical equipment in vaults must conform to the applicable requirements of Class 1, Group D, of the National Electrical Code,

ANSI/NFPA 70 NFPA-70 (incorporated by reference, see § 192.7).

[Part 192 - Org., Aug. 19, 1970 as amended by Amdt. 192-76, 61 FR 26121, May 24, 1996; Amdt. 192-119, 80 FR 168, January 5, 2015]

**§192.191 Design pressure of plastic fittings.**

(a) Thermosetting fittings for plastic pipe must conform to ASTM D 2517, (incorporated by reference, see §192.7).

(b) Thermoplastic fittings for plastic pipe must conform to ASTM D2513-99 for plastic materials other than polyethylene or ASTM D2513-09a for polyethylene plastic materials.

[Part 192 - Org., Aug. 19, 1970, as amended by Amdt. 192-3, 35 FR 17660, Nov. 17, 1970; Amdt. 192-58, 53 FR 1633, Jan. 21, 1988; Amdt. 192-114, 74 FR 48593, Aug 11, 2010; Amdt. 192-119, 80 FR 168, January 5, 2015]

**§192.193 Valve installation in plastic pipe.**

Each valve installed in plastic pipe must be designed so as to protect the plastic material against excessive torsional or shearing loads when the valve or shutoff is operated, and from any other secondary stresses that might be exerted through the valve or its enclosure.

[Part 192 - Org., Aug. 19, 1970]

**§192.195 Protection against accidental overpressuring.**

(a) General requirements. Except as provided in §192.197, each pipeline that is connected to a gas source so that the maximum allowable operating pressure could be exceeded as the result of pressure control failure or of some other type of failure, must have pressure relieving or pressure limiting devices that meet the requirements of §192.199 and §192.201.

**PART 192 – TRANSPORTATION OF NATURAL AND OTHER GAS BY  
PIPELINE: MINIMUM FEDERAL SAFETY STANDARDS**

(b) Additional requirements for distribution systems. Each distribution system that is supplied from a source of gas that is at a higher pressure than the maximum allowable operating pressure for the system must

(1) Have pressure regulation devices capable of meeting the pressure, load, and other service conditions that will be experienced in normal operation of the system, and that could be activated in the event of failure of some portion of the system; and

(2) Be designed so as to prevent accidental overpressuring.

[Part 192 - Org., Aug. 19, 1970]

**§192.197 Control of the pressure of gas delivered from high-pressure distribution systems.**

(a) If the maximum actual operating pressure of the distribution system is 60 psi (414 kPa) gage, or less, and a service regulator having the following characteristics is used, no other pressure limiting device is required:

(1) A regulator capable of reducing distribution line pressure to pressures recommended for household appliances.

(2) A single port valve with proper orifice for the maximum gas pressure at the regulator inlet.

(3) A valve seat made of resilient material designed to withstand abrasion of the gas, impurities in gas, cutting by the valve, and to resist permanent deformation when it is pressed against the valve port.

(4) Pipe connections to the regulator not exceeding 2 inches (51 millimeters) in diameter.

(5) A regulator that, under normal operating conditions, is able to regulate the downstream pressure within the necessary limits of accuracy and to limit the build-up of pressure under no-flow conditions to prevent a pressure that would cause the unsafe operation of any connected and properly adjusted gas utilization equipment.

(6) A self-contained service regulator with no external static or control lines.

(b) If the maximum actual operating pressure of the distribution system is 60 p.s.i. (414 kPa) gage or less, and a service regulator that does not have all of the characteristics listed in paragraph (a) of this section is used, or if the gas contains materials that seriously interfere with the operation of service regulators, there must be suitable protective devices to prevent unsafe overpressuring of the customer's appliances if the service regulator fails.

(c) If the maximum actual operating pressure of the distribution system exceeds 60 p.s.i. (414 kPa) gage, one of the following methods must be used to regulate and limit, to the maximum safe value, the pressure of gas delivered to the customer:

(1) A service regulator having the characteristics listed in paragraph (a) of this section, and another regulator located upstream from the service regulator. The upstream regulator may not be set to maintain a pressure higher than 60 p.s.i. (414 kPa) gage. A device must be installed between the upstream regulator and the service regulator to limit the pressure on the inlet of the service regulator to 60 p.s.i. (414 kPa) gage or less in case the upstream regulator fails to function properly. This device may be either a relief valve or an automatic shutoff that shuts, if the pressure on the inlet of the service regulator exceeds the set pressure 60p.s.i. (414 kPa) gage or less), and remains closed until manually reset.

(2) A service regulator and a monitoring regulator set to limit, to a maximum safe value, the pressure of the gas delivered to the customer.

(3) A service regulator with a relief valve vented to the outside atmosphere, with the relief valve set to open so that the pressure of gas going to the customer does not exceed a maximum safe value. The relief valve may either be built into the service regulator or it may be a separate unit installed downstream from the service regulator. This combination may be used alone only in those cases where the inlet pressure on the service regulator does not exceed the manufacturer's safe working pressure



**PART 192 – TRANSPORTATION OF NATURAL AND OTHER GAS BY  
PIPELINE: MINIMUM FEDERAL SAFETY STANDARDS**

rating of the service regulator, and may not be used where the inlet pressure on the service regulator exceeds 125 p.s.i. (862 kPa) gage. For higher inlet pressure, the methods in paragraph (c)(1) or (2) of this section must be used.

(4) A service regulator and an automatic shutoff device that closes upon a rise in pressure downstream from the regulator and remains closed until manually reset.

[Part 192 - Org., Aug. 19, 1970, as amended by Amdt. 192-3, 35 FR 17660, Nov. 7, 1970; Amdt. 192-85, 63 FR 37500, July 13, 1998; Amdt. 192-93, 68 FR 53895, Sept. 15, 2003]

**§192.199 Requirements for design of pressure relief and limiting devices.**

Except for rupture discs, each pressure relief or pressure limiting device must:

(a) Be constructed of materials such that the operation of a device will not be impaired by corrosion;

(b) Have valves and valve seats that are designed not to stick in a position that will make the device inoperative;

(c) Be designed and installed so that it can be readily operated to determine if the valve is free, can be tested to determine the pressure at which it will operate, and can be tested for leakage when in the closed position;

(d) Have support made of noncombustible material;

(e) Have discharge stacks, vents, or outlet ports designed to prevent accumulation of water, ice, or snow, located where gas can be discharged into the atmosphere without undue hazard;

(f) Be designed and installed so that the size of the openings, pipe, and fittings located between the system to be protected and the pressure relieving device, and the size of the vent line, are adequate to prevent hammering of the valve and to prevent impairment of relief capacity;

(g) Where installed at a district regulator station to protect a pipeline system from overpressuring, be designed and installed to prevent

any single incident such as an explosion in a vault or damage by a vehicle from affecting the operation of both the overpressure protective device and the district regulator; and,

(h) Except for a valve that will isolate the system under protection from its source of pressure, be designed to prevent unauthorized operation of any stop valve that will make the pressure relief valve or pressure limiting device inoperative.

[Part 192 - Org., Aug. 19, 1970, as amended by Amdt. 192-3, 35 FR 17660, Nov. 17, 1970]

**§192.201 Required capacity of pressure relieving and limiting stations.**

(a) Each pressure relief station or pressure limiting station or group of those stations installed to protect a pipeline must have enough capacity, and must be set to operate, to insure the following:

(1) In a low pressure distribution system, the pressure may not cause the unsafe operation of any connected and properly adjusted gas utilization equipment.

(2) In pipelines other than a low pressure distribution system:

(i) If the maximum allowable operating pressure is 60 p.s.i. (414 kPa) gage or more, the pressure may not exceed the maximum allowable operating pressure plus 10 percent or the pressure that produces a hoop stress of 75 percent of SMYS, whichever is lower;

(ii) If the maximum allowable operating pressure is 12 p.s.i. (83 kPa) gage or more, but less than 60 p.s.i. (414 kPa) gage, the pressure may not exceed the maximum allowable operating pressure plus 6 p.s.i. (41 kPa) gage; or

(iii) If the maximum allowable operating pressure is less than 12 p.s.i. (83 kPa) gage, the pressure may not exceed the maximum allowable operating pressure plus 50 percent.

(b) When more than one pressure regulating or compressor station feeds into a pipeline, relief valves or other protective devices must be installed at each station to ensure that the complete failure of the largest capacity regula-

**PART 192 – TRANSPORTATION OF NATURAL AND OTHER GAS BY  
PIPELINE: MINIMUM FEDERAL SAFETY STANDARDS**

tor or compressor, or any single run of lesser capacity regulators or compressors in that station, will not impose pressures on any part of the pipeline or distribution system in excess of those for which it was designed, or against which it was protected, whichever is lower.

(c) Relief valves or other pressure limiting devices must be installed at or near each regulator station in a low-pressure distribution system, with a capacity to limit the maximum pressure in the main to a pressure that will not exceed the safe operating pressure for any connected and properly adjusted gas utilization equipment.

[Part 192 - Org., Aug. 19, 1970, as amended by Amdt. 192-9, 37 FR 20826, Oct. 4, 1972; Amdt. 192-85, 63 FR 37500, July 13, 1998]

**§192.203 Instrument, control, and sampling pipe and components.**

(a) Applicability. This section applies to the design of instrument, control, and sampling pipe and components. It does not apply to permanently closed systems, such as fluid-filled temperature-responsive devices.

(b) Materials and design. All materials employed for pipe and components must be designed to meet the particular conditions of service and the following:

(1) Each takeoff connection and attaching boss, fitting, or adapter must be made of suitable material, be able to withstand the maximum service pressure and temperature of the pipe or equipment to which it is attached, and be designed to satisfactorily withstand all stresses without failure by fatigue.

(2) Except for takeoff lines that can be isolated from sources of pressure by other valving, a shutoff valve must be installed in each takeoff line as near as practicable to the point of takeoff. Blowdown valves must be installed where necessary.

(3) Brass or copper material may not be used for metal temperatures greater than 400°F (204°C).

(4) Pipe or components that may contain liquids must be protected by heating or other means from damage due to freezing.

(5) Pipe or components in which liquids may accumulate must have drains or drips.

(6) Pipe or components subject to clogging from solids or deposits must have suitable connections for cleaning.

(7) The arrangement of pipe, components, and supports must provide safety under anticipated operating stresses.

(8) Each joint between sections of pipe, and between pipe and valves or fittings, must be made in a manner suitable for the anticipated pressure and temperature condition. Slip type expansion joints may not be used. Expansion must be allowed for by providing flexibility within the system itself.

(9) Each control line must be protected from anticipated causes of damage and must be designed and installed to prevent damage to any one control line from making both the regulator and the over-pressure protective device inoperative.

[Part 192 - Org., Aug. 19, 1970, as amended by Amdt. 192-78, 61 FR 28770, June 6, 1996; Amdt. 192-85, 63 FR 37500, July 13, 1998]

**PART 192 – TRANSPORTATION OF NATURAL AND OTHER GAS BY  
PIPELINE: MINIMUM FEDERAL SAFETY STANDARDS**

**Subpart E—Welding of Steel in Pipelines**

Amdt. 192-119, 80 FR 168, January 5, 2015;  
Amdt. 192-120, 80 FR 12763, March 11, 2015]

**§192.221 Scope.**

(a) This subpart prescribes minimum requirements for welding steel materials in pipelines.

(b) This subpart does not apply to welding that occurs during the manufacture of steel pipe or steel pipeline components.  
[Part 192 - Org., Aug. 19, 1970]

**§192.223 [Removed]**

[Part 192 - Org., Aug. 19, 1970, as amended by  
Amdt. 192-52, 51 FR 20294, June 4, 1986]

**§192.225 Welding procedures.**

(a) Welding must be performed by a qualified welder or welding operator in accordance with welding procedures qualified under section 5, section 12, or Appendix A of API Std 1104 (incorporated by reference, *see* § 192.7) or section IX of the ASME Boiler and Pressure Vessel Code (BPVC) “Welding and Brazing Qualifications” (incorporated by reference, *see* §192.7) to produce welds which meeting the requirements of this subpart. The quality of the test welds used to qualify welding procedures shall must be determined by destructive testing in accordance with the applicable referenced welding standard(s).

(b) Each welding procedure must be recorded in detail, including the results of the qualifying tests. This record must be retained and followed whenever the procedure is used.

[Part 192 - Org., Aug. 19, 1970, as amended by  
Amdt. 192-18, 40 FR 10181, Mar. 5, 1975;  
Amdt. 192-22, 41 FR 13590, Mar. 31, 1976;  
Amdt. 192-37, 46 FR 10157, Feb. 2, 1981;  
Amdt. 192-52, 51 FR 20297, June 4, 1986;  
Amdt. 192-94, 69 FR 32886, June 14, 2004;  
Amdt. 192-103, 71 FR 33402, June 8, 2006;

**§192.227 Qualification of welders.**

(a) Except as provided in paragraph (b) of this section, each welder or welding operator must be qualified in accordance with section 6, section 12, or Appendix A of API Std 1104 (incorporated by reference, *see* §192.7) or section IX of the ASME Boiler and Pressure Vessel Code (BPVC) (incorporated by reference, *see* §192.7). However, a welder or welding operator qualified under an earlier edition than the edition listed in §192.7 of this part may weld but may not re-qualify under that earlier edition.

(b) A welder may qualify to perform welding on pipe to be operated at a pressure that produces a hoop stress of less than 20 percent of SMYS by performing an acceptable test weld, for the process to be used, under the test set forth in section I of Appendix C of this part. A Each welder who is to make a welded service line connection to a main must also first perform an acceptable test weld under section II of Appendix C of this part as a requirement of the qualifying test.

[Part 192 - Org., Aug. 19, 1970, as amended by  
Amdt. 192-18, 40 FR 10181, Mar. 5, 1975;  
Amdt. 192-18A, 40 FR 27222, June 27, 1975;  
Amdt. 192-22, 41 FR 13590, Mar. 31, 1976;  
Amdt. 192-37, 46 FR 10157, Feb. 2, 1981;  
Amdt. 192-43, 47 FR 46850, Oct. 21, 1982;  
Amdt. 192-52, 51 FR 20294, June 4, 1986;  
Amdt. 192-75, 61 FR 18512, Apr. 26, 1996;  
Amdt. 192-78, 61 FR 28770, June 6, 1996;  
Amdt. 192-94, 69 FR 32886, June 14, 2004;  
Amdt. 192-103, 71 FR 33402, June 8, 2006;  
Amdt. 192-103c, 72 FR 4655, Feb. 1, 2007;  
Amdt. 192-119, 80 FR 168, January 5, 2015;  
Amdt. 192-120, 80 FR 12763, March 11, 2015]

**PART 192 – TRANSPORTATION OF NATURAL AND OTHER GAS BY  
PIPELINE: MINIMUM FEDERAL SAFETY STANDARDS**

**§192.229 Limitations on welders and welding operators.**

(a) No welder or welding operator whose qualification is based on nondestructive testing may weld compressor station pipe and components.

(b) No A welder or welding operator may not weld with a particular welding process unless, within the preceding 6 calendar months, he the welder or welding operator has engaged in welding with that process.

(c) A welder or welding operator qualified under §192.227(a)–

(1) May not weld on pipe to be operated at a pressure that produces a hoop stress of 20 percent or more of SMYS unless within the preceding 6 calendar months the welder or welding operator has had one weld tested and found acceptable under the either sections 6, or section 9, section 12 or Appendix A of API Standard Std 1104 (incorporated by reference, *see* §192.7). Alternatively, welders or welding operators may maintain an ongoing qualification status by performing welds tested and found acceptable under the above acceptance criteria at least twice each calendar year, but at intervals not exceeding 7½ months. A welder or welding operator qualified under an earlier edition of a standard listed in §192.7 of this part may weld, but may not re-qualify under that earlier edition; and

(2) May not weld on pipe to be operated at a pressure that produces a hoop stress of less than 20 percent of SMYS unless the welder or welding operator is tested in accordance with paragraph (c)(1) of this section or re-qualifies under paragraph (d)(1) or (d)(2) of this section.

(d) A welder or welding operator qualified under §192.227(b) may not weld unless–

(1) Within the preceding 15 calendar months, but at least once each calendar year, the welder or welding operator has re-qualified under §192.227(b); or

(2) Within the preceding 7½ calendar months, but at least twice each calendar year, the welder or welding operator has had–

(i) A production weld cut out, tested, and found acceptable in accordance with the qualifying test; or

(ii) For a welders who works only on service lines 2 inches (51 millimeters) or smaller in diameter, the welder has had two sample welds tested and found acceptable in accordance with the test in section III of Appendix C of this part.

[Part 192 - Org., Aug. 19, 1970, as amended by Amdt. 192-18, 40 FR 10181, Mar. 5, 1975; Amdt. 192-18A, 40 FR 27222, June 27, 1975; Amdt. 192-37, 46 FR 10157, Feb. 2, 1981; Amdt. 192-78, 61 FR 28770, June 6, 1996; Amdt. 192-85, 63 FR 37500, July 13, 1998; Amdt. 192-94, 69 FR 32886, June 14, 2004; Amdt. 192-103, 71 FR 33402, June 8, 2006; Amdt. 192-119, 80 FR 168, January 5, 2015; Amdt. 192-120, 80 FR 12763, March 11, 2015]

**§192.231 Protection from weather.**

The welding operation must be protected from weather conditions that would impair the quality of the completed weld.

[Part 192 - Org., Aug. 19, 1970]

**§192.233 Miter joints.**

(a) A miter joint on steel pipe to be operated at a pressure that produces a hoop stress of 30 percent or more of SMYS may not deflect the pipe more than 3°.

(b) A miter joint on steel pipe to be operated at a pressure that produces a hoop stress of less than 30 percent, but more than 10 percent of SMYS may not deflect the pipe more than 12½° and must be a distance equal to one pipe diameter or more away from any other miter joint, as measured from the crotch of each joint.

(c) A miter joint on steel pipe to be operated at a pressure that produces a hoop stress of 10 percent or less of SMYS may not deflect the pipe more than 90°.

**PART 192 – TRANSPORTATION OF NATURAL AND OTHER GAS BY  
PIPELINE: MINIMUM FEDERAL SAFETY STANDARDS**

[Part 192 - Org., Aug. 19, 1970]

**§192.235 Preparation for welding.**

Before beginning any welding, the welding surfaces must be clean and free of any material that may be detrimental to the weld, and the pipe or component must be aligned to provide the most favorable condition for depositing the root bead. This alignment must be preserved while the root bead is being deposited.

[Part 192 - Org., Aug. 19, 1970]

**§192.237 [Removed]**

[Part 192 - Org., Aug. 19, 1970, as amended by Amdt. 192-37, 46 FR 10157, Feb. 2, 1981; Amdt. 192-52, 51 FR 20294, June 4, 1986]

**§192.239 [Removed]**

[Part 192 - Org., Aug. 19, 1970, as amended by Amdt. 192-37, 46 FR 10157, Feb. 2, 1981; Amdt. 192-52, 51 FR 20294, June 4, 1986]

**§192.241 Inspection and test of welds.**

(a) Visual inspection of welding must be conducted by an individual qualified by appropriate training and experience to ensure that:

(1) The welding is performed in accordance with the welding procedure; and

(2) The weld is acceptable under paragraph (c) of this section.

(b) The welds on a pipeline to be operated at a pressure that produces a hoop stress of 20 percent or more of SMYS must be nondestructively tested in accordance with §192.243, except that welds that are visually inspected and approved by a qualified welding inspector need not be nondestructively tested if:

(1) The pipe has a nominal diameter of less than 6 inches (152 millimeters); or

(2) The pipeline is to be operated at a pressure that produces a hoop stress of less than 40 percent of SMYS and the welds are so limited in number that nondestructive testing is impractical.

(c) The acceptability of a weld that is non-destructively tested or visually inspected is determined according to the standards in Section 9 or Appendix A of API Standard Std 1104 (incorporated by reference, *see* §192.7). Appendix A of API Std 1104 may not be used to accept cracks. However, if a girth weld is unacceptable under those standards for a reason other than a crack, and if Appendix A to API Std 1104 applies to the weld, the acceptability of the weld may be further determined under that appendix.

[Part 192 - Org., Aug. 19, 1970, as amended by Amdt. 192-18, 40 FR 10181, Mar. 5, 1975; Amdt. 192-18A, 40 FR 27222, June 27, 1975; Amdt. 192-37, 46 FR 10157, Feb. 2, 1981; Amdt. 192-78, 61 FR 28770, June 6, 1996; Amdt. 192-85, 63 FR 37500, July 13, 1998; Amdt. 192-94, 69 FR 32886, June 14, 2004; Amdt. 192-103, 71 FR 33402, June 8, 2006; Amdt. 192-119, 80 FR 168, January 5, 2015; Amdt. 192-120, 80 FR 12763, March 11, 2015]

**§192.243 Nondestructive testing.**

(a) Nondestructive testing of welds must be performed by any process, other than trepanning, that will clearly indicate defects that may affect the integrity of the weld.

(b) Nondestructive testing of welds must be performed:

(1) In accordance with written procedures; and

(2) By persons who have been trained and qualified in the established procedures and with the equipment employed in testing.

(c) Procedures must be established for the proper interpretation of each nondestructive test of a weld to ensure the acceptability of the weld under §192.241(c).

(d) When nondestructive testing is required under §192.241(b), the following percentages

**PART 192 – TRANSPORTATION OF NATURAL AND OTHER GAS BY  
PIPELINE: MINIMUM FEDERAL SAFETY STANDARDS**

of each day's field butt welds, selected at random by the operator, must be nondestructively tested over their entire circumference;

(1) In Class 1 locations, except offshore, at least 10 percent.

(2) In Class 2 locations, at least 15 percent.

(3) In Class 3 and Class 4 locations, at crossings of major or navigable rivers, offshore, and within railroad or public highway rights-of-way, including tunnels, bridges, and overhead road crossings, 100 percent unless impracticable, in which case at least 90 percent. Nondestructive testing must be impracticable for each girth weld not tested.

(4) At pipeline tie-ins, including tie-ins of replacement sections, 100 percent.

(e) Except for a welder or welding operator whose work is isolated from the principal welding activity, a sample of each welder's or welding operator's work for each day must be nondestructively tested, when nondestructive testing is required under §192.241(b).

(f) When nondestructive testing is required under §192.241(b), each operator must retain, for the life of the pipeline, a record showing by milepost, engineering station, or by geographic feature, the number of girth welds made, the number nondestructively tested, the number rejected, and the disposition of the rejects.

conditions exist which would adversely affect the quality of the weld repair. After repair, the segment of the weld that was repaired must be inspected to ensure its acceptability.

(c) Repair of a crack, or of any defect in a previously repaired area must be in accordance with written weld repair procedures that have been qualified under §192.225. Repair procedures must provide that the minimum mechanical properties specified for the welding procedure used to make the original weld are met upon completion of the final weld repair.

[Part 192 - Org., Aug. 19, 1970, as amended by Amdt. 192-27, 41 FR 34598, Aug. 16, 1976; Amdt. 192-46, 48 FR 48669, Oct. 20, 1983]

[Part 192 - Org., Aug. 19, 1970, as amended by Amdt. 192-27, 41 FR 34598, Aug. 16, 1976; Amdt. 192-50, 50 FR 37191, Sept. 12, 1985; Amdt. 192-78, 61 FR 28770, June 6, 1996; Amdt. 192-120, 80 FR 12763, March 11, 2015]

**192.245 Repair or removal of defects.**

(a) Each weld that is unacceptable under §192.241(c) must be removed or repaired. Except for welds on an offshore pipeline being installed from a pipeline vessel, a weld must be removed if it has a crack that is more than 8 percent of the weld length.

(b) Each weld that is repaired must have the defect removed down to sound metal and the segment to be repaired must be preheated if

**PART 192 – TRANSPORTATION OF NATURAL AND OTHER GAS BY  
PIPELINE: MINIMUM FEDERAL SAFETY STANDARDS**

**Subpart F—Joining of Materials Other Than  
by Welding**

[Part 192 - Org., Aug. 19, 1970, as amended by  
Amdt. 192-62, 54 FR 5628, Feb. 6, 1989]

**§192.271 Scope.**

(a) This subpart prescribes minimum requirements for joining materials in pipelines, other than by welding.

(b) This subpart does not apply to joining during the manufacture of pipe or pipeline components.

[Part 192 - Org., Aug. 19, 1970]

**§192.273 General.**

(a) The pipeline must be designed and installed so that each joint will sustain the longitudinal pullout or thrust forces caused by contraction or expansion of the piping or by anticipated external or internal loading.

(b) Each joint must be made in accordance with written procedures that have been proved by test or experience to produce strong gas tight joints.

(c) Each joint must be inspected to insure compliance with this subpart.

[Part 192 - Org., Aug. 19, 1970]

**§192.275 Cast iron pipe.**

(a) Each caulked bell and spigot joint in cast iron pipe must be sealed with mechanical leak clamps.

(b) Each mechanical joint in cast iron pipe must have a gasket made of a resilient material as the sealing medium. Each gasket must be suitably confined and retained under compression by a separate gland or follower ring.

(c) Cast iron pipe may not be joined by threaded joints.

(d) Cast iron pipe may not be joined by brazing.

(e) [Removed]

**§192.277 Ductile iron pipe.**

(a) Ductile iron pipe may not be joined by threaded joints.

(b) Ductile iron pipe may not be joined by brazing.

[Part 192 - Org., Aug. 19, 1970, as amended by  
Amdt. 192-62, 54 FR 5628, Feb. 6, 1989, effective Mar. 8, 1989]

**§192.279 Copper pipe.**

Copper pipe may not be threaded except that copper pipe used for joining screw fittings or valves may be threaded if the wall thickness is equivalent to the comparable size of Schedule 40 or heavier wall pipe listed in Table C1 of ASME/ANSI B16.5.

[Part 192 - Org., Aug. 19, 1970, as amended by  
Amdt. 192-62, 54 FR 5628, Feb. 6, 1989;  
Amdt. 192-68, 58 FR 14519, Mar. 18, 1993]

**§192.281 Plastic pipe.**

(a) *General.* A plastic pipe joint that is joined by solvent cement, adhesive, or heat fusion may not be disturbed until it has properly set. Plastic pipe may not be joined by a threaded joint or miter joint.

(b) *Solvent cement joints.* Each solvent cement joint on plastic pipe must comply with the following:

(1) The mating surfaces of the joint must be clean, dry, and free of material which might be detrimental to the joint.

(2) The solvent cement must conform to ASTM D 2513-99, (incorporated by reference, see §192.7).

(3) The joint may not be heated to accelerate the setting of the cement.

**PART 192 – TRANSPORTATION OF NATURAL AND OTHER GAS BY  
PIPELINE: MINIMUM FEDERAL SAFETY STANDARDS**

(c) Heat-fusion joints. Each heat-fusion joint on plastic pipe must comply with the following:

(1) A butt heat-fusion joint must be joined by a device that holds the heater element square to the ends of the piping, compresses the heated ends together, and holds the pipe in proper alignment while the plastic hardens.

(2) A socket heat-fusion joint must be joined by a device that heats the mating surfaces of the joint uniformly and simultaneously to essentially the same temperature.

(3) An electrofusion joint must be joined utilizing the equipment and techniques of the fittings manufacturer or equipment and techniques shown, by testing joints to the requirements of §192.283(a)(1)(iii), to be at least equivalent to those of the fittings manufacturer.

(4) Heat may not be applied with a torch or other open flame.

(d) Adhesive joints. Each adhesive joint on plastic pipe must comply with the following:

(1) The adhesive must conform to ASTM Designation: D 2517 (incorporated by reference, see §192.7).

(2) The materials and adhesive must be compatible with each other.

(e) Mechanical joints. Each compression type mechanical joint on plastic pipe must comply with the following:

(1) The gasket material in the coupling must be compatible with the plastic.

(2) A rigid internal tubular stiffener, other than a split tubular stiffener, must be used in conjunction with the coupling.

[Part 192 - Org., Aug. 19, 1970, as amended by Amdt. 192-34, 44 FR 42968, July 23, 1979; Amdt. 192-58, 53 FR 1635, Jan. 21, 1988; Amdt. 192-61, 53 FR 36793, Sept. 22, 1988; Amdt. 192-68, 58 FR 14519, Mar. 18, 1993; Amdt. 192-78, 61 FR 28770, June 6, 1996; Amdt. 192-114, 74 FR 48593, Aug 11, 2010; Amdt. 192-119, 80 FR 168, January 5, 2015]

**§192.283 Plastic pipe; Qualifying joining procedures.**

(a) Heat fusion, solvent cement, and adhesive joints. Before any written procedure established under §192.273(b) is used for making plastic pipe joints by a heat fusion, solvent cement, or adhesive method, the procedure must be qualified by subjecting specimen joints made according to the procedure to the following tests:

(1) The burst test requirements of—

(i) In the case of thermoplastic pipe, paragraph 6.6 (Sustained Pressure Test) or paragraph 6.7 (Minimum Hydrostatic Burst Test) of ASTM D2513-99 for plastic materials other than polyethylene or ASTM D2513-09a (incorporated by reference, *see* §192.7) for polyethylene plastic materials;

(ii) In the case of thermosetting plastic pipe, paragraph 8.5 (Minimum Hydrostatic Burst Pressure) or paragraph 8.9 (Sustained Static Pressure Test) of ASTM D2517 (incorporated by reference, *see* §192.7); or

(iii) In the case of electrofusion fittings for polyethylene (PE) pipe and tubing, paragraph 9.1 (Minimum Hydraulic Burst Pressure Test), paragraph 9.2 (Sustained Pressure Test), paragraph 9.3 (Tensile Strength Test), or paragraph 9.4 (Joint Integrity Tests) of ASTM F1055 (incorporated by reference, *see* §192.7).

(2) For procedures intended for lateral pipe connections, subject a specimen joint made from pipe sections joined at right angles according to the procedure to a force on the lateral pipe until failure occurs in the specimen. If failure initiates outside the joint area, the procedure qualifies for use; and,

(3) For procedures intended for non-lateral pipe connections, follow the tensile test requirements of ASTM D638 (incorporated by reference, *see* §192.7), except that the test may be conducted at ambient temperature and humidity. If the specimen elongates no less than 25 percent or failure initiates outside the joint area, the procedure qualifies for use.

(b) Mechanical joints. Before any written procedure established under §192.273(b) is used for making mechanical plastic pipe joints



**PART 192 – TRANSPORTATION OF NATURAL AND OTHER GAS BY  
PIPELINE: MINIMUM FEDERAL SAFETY STANDARDS**

that are designed to withstand tensile forces, the procedure must be qualified by subjecting five specimen joints made according to the procedure to the following tensile test:

(1) Use an apparatus for the test as specified in ASTM D 638 (except for conditioning), (incorporated by reference, *see* §192.7).

(2) The specimen must be of such length that the distance between the grips of the apparatus and the end of the stiffener does not affect the joint strength.

(3) The speed of testing is 0.20 in. (5.0 mm) per minute, plus or minus 25 percent.

(4) Pipe specimens less than 4 in. (102 mm) in diameter are qualified if the pipe yields to an elongation of no less than 25 percent or failure initiates outside the joint area.

(5) Pipe specimens 4 in. (102 mm) and larger in diameter shall be pulled until the pipe is subjected to a tensile stress equal to or greater than the maximum thermal stress that would be produced by a temperature change of 100°F (38°C) or until the pipe is pulled from the fitting. If the pipe pulls from the fitting, the lowest value of the five test results or the manufacturer's rating, whichever is lower must be used in the design calculations for stress.

(6) Each specimen that fails at the grips must be retested using new pipe.

(7) Results obtained pertain only to the specific outside diameter, and material of the pipe tested, except that testing of a heavier wall pipe may be used to qualify pipe of the same material but with a lesser wall thickness.

(c) A copy of each written procedure being used for joining plastic pipe must be available to the persons making and inspecting joints.

(d) Pipe or fittings manufactured before July 1, 1980, may be used in accordance with procedures that the manufacturer certifies will produce a joint as strong as the pipe.

[Amdt. 192-34, 44 FR 42968, July 23, 1979 as amended by Amdt. 192-34A, 45 FR 9931, Feb. 14, 1980; Amdt. 192-34B, 46 FR 39, Jan. 2, 1981; Amdt. 192-34(1), 47 FR 32720, July 29, 1982; Amdt. 192-34(2), 47 FR 49973, Nov. 4, 1982; Amdt. 192-68, 58 FR 14519, Mar. 18, 1993; Amdt. 192-78, 61 FR 28770, June 6,

1996; Amdt. 192-85, 63 FR 37500, July 13, 1998; Amdt. 192-94, 69 FR 32886, June 14, 2004; Amdt. 192-94A, 69 FR 54591, Sept. 9, 2004; Amdt. 192-103, 71 FR 33402, June 8, 2006; Amdt. 192-114, 74 FR 48593, Aug 11, 2010; Amdt. 192-119, 80 FR 168, January 5, 2015]

**§192.285 Plastic pipe: Qualifying persons to make joints.**

(a) No person may make a plastic pipe joint unless that person has been qualified under the applicable joining procedure by:

(1) Appropriate training or experience in the use of the procedure; and

(2) Making a specimen joint from pipe sections joined according to the procedure that passes the inspection and test set forth in paragraph (b) of this section.

(b) The specimen joint must be:

(1) Visually examined during and after assembly or joining and found to have the same appearance as a joint or photographs of a joint that is acceptable under the procedure; and

(2) In the case of a heat fusion, solvent cement, or adhesive joint;

(i) Tested under any one of the test methods listed under §192.283(a) applicable to the type of joint and material being tested;

(ii) Examined by ultrasonic inspection and found not to contain flaws that would cause failure; or

(iii) Cut into at least three longitudinal straps, each of which is:

(A) Visually examined and found not to contain voids or discontinuities on the cut surfaces of the joint area; and

(B) Deformed by bending, torque, or impact, and if failure occurs, it must not initiate in the joint area.

(c) A person must be re-qualified under an applicable procedure, once each calendar year at intervals not exceeding 15 months, or after any production joint is found unacceptable by testing under § 192.513., if during any 12-month period that person:

**PART 192 – TRANSPORTATION OF NATURAL AND OTHER GAS BY  
PIPELINE: MINIMUM FEDERAL SAFETY STANDARDS**

(1) Does not make any joints under that procedure; or

(2) Has 3 joints or 3 percent of the joints made, whichever is greater, under that procedure that are found unacceptable by testing under §192.513.

(d) Each operator shall establish a method to determine that each person making joints in plastic pipelines in the operator's system is qualified in accordance with this section.

[Amdt. 192-34, 44 FR 42968, July 23, 1979 as amended by Amdt. 192-34A, 45 FR 9931, Feb. 14, 1980, Amdt. 192-34B, 46 FR 39, Jan. 2, 1981; Amdt. 192-93, 68 FR 53895, Sept. 15, 2003; Amdt. 192-94, 69 FR 32886, June 14, 2004; Amdt. 192-120, 80 FR 12763, March 11, 2015]

**§192.287 Plastic pipe: Inspection of joints.**

No person may carry out the inspection of joints in plastic pipes required by §§ 192.273 (c) and 192.285(b) unless that person has been qualified by appropriate training or experience in evaluating the acceptability of plastic pipe joints made under the applicable joining procedure.

[Amdt. 192-34, 44 FR 42968, July 23, 1979; Amdt. 192-94, 69 FR 32886, June 14, 2004]

**PART 192 – TRANSPORTATION OF NATURAL AND OTHER GAS BY  
PIPELINE: MINIMUM FEDERAL SAFETY STANDARDS**

**Subpart G—General Construction Requirements for Transmission Lines and Mains.**

[Part 192 - Org., Aug. 19, 1970]

**§192.301 Scope.**

This subpart prescribes minimum requirements for constructing transmission lines and mains.

[Part 192 - Org., Aug. 19, 1970]

**§192.303 Compliance with specifications or standards.**

Each transmission line or main must be constructed in accordance with comprehensive written specifications or standards that are consistent with this part.

[Part 192 - Org., Aug. 19, 1970]

**§192.305 Inspection: General.**

Each transmission line or and main must be inspected to ensure that it is constructed in accordance with this subpart. An operator must not use operator personnel to perform a required inspection if the operator personnel performed the construction task requiring inspection. Nothing in this section prohibits the operator from inspecting construction tasks with operator personnel who are involved in other construction tasks.

[Part 192 - Org., Aug. 19, 1970; Amdt. 192-120, 80 FR 12763, March 11, 2015]

**§192.307 Inspection of materials.**

Each length of pipe and each other component must be visually inspected at the site of installation to ensure that it has not sustained any visually determinable damage that could impair its serviceability.

**§192.309 Repair of steel pipe.**

(a) Each imperfection or damage that impairs the serviceability of a length of steel pipe must be repaired or removed. If a repair is made by grinding, the remaining wall thickness must at least be equal to either:

(1) The minimum thickness required by the tolerances in the specification to which the pipe was manufactured; or

(2) The nominal wall thickness required for the design pressure of the pipeline.

(b) Each of the following dents must be removed from steel pipe to be operated at a pressure that produces a hoop stress of 20 percent, or more, of SMYS, unless the dent is repaired by a method that reliable engineering tests and analyses show can permanently restore the serviceability of the pipe:

(1) A dent that contains a stress concentrator such as a scratch, gouge, groove, or arc burn.

(2) A dent that affects the longitudinal weld or a circumferential weld.

(3) In pipe to be operated at a pressure that produces a hoop stress of 40 percent or more of SMYS, a dent that has a depth of:

(i) More than ¼ inch (6.4 millimeters) in pipe 12¾ inches (324 millimeters) or less in outer diameter; or

(ii) More than 2 percent of the nominal pipe diameter in pipe over 12¾ inches (324 millimeters) in outer diameter.

For the purposes of this section, a "dent" is a depression that produces a gross disturbance in the curvature of the pipe wall without reducing the pipe-wall thickness. The depth of a dent is measured as the gap between the lowest point of the dent and a prolongation of the original contour of the pipe.

(c) Each arc burn on steel pipe to be operated at a pressure that produces a hoop stress of 40 percent or more, of SMYS must be repaired or removed. If a repair is made by grinding,

**PART 192 – TRANSPORTATION OF NATURAL AND OTHER GAS BY  
PIPELINE: MINIMUM FEDERAL SAFETY STANDARDS**

the arc burn must be completely removed and the remaining wall thickness must be at least equal to either:

- (1) The minimum wall thickness required by the tolerances in the specification to which the pipe was manufactured; or
  - (2) The nominal wall thickness required for the design pressure of the pipeline.
- (d) A gouge, groove, arc burn, or dent may not be repaired by insert patching or by pounding out.
- (e) Each gouge, groove, arc burn, or dent that is removed from a length of pipe must be removed by cutting out the damaged portion as a cylinder.

[Part 192 - Org., Aug. 19, 1970, as amended by Amdt. 192-3, 35 FR 17660, Nov. 17, 1970; Amdt. 192-85, 63 FR 37500, July 13, 1998; Amdt. 192-88, 64 FR 69660, Dec. 14, 1999]

**§192.311 Repair of plastic pipe.**

Each imperfection or damage that would impair the serviceability of plastic pipe must be repaired or removed.

[Part 192 - Org., Aug. 19, 1970, as amended by Amdt. 192-93, 68 FR 53895, Sept. 15, 2003]

**§192.313 Bends and elbows.**

(a) Each field bend in steel pipe, other than a wrinkle bend made in accordance with §192.315, must comply with the following:

- (1) A bend must not impair the serviceability of the pipe.
- (2) Each bend must have a smooth contour and be free from buckling, cracks, or any other mechanical damage.
- (3) On pipe containing a longitudinal weld, the longitudinal weld must be as near as practicable to the neutral axis of the bend unless:

(i) The bend is made with an internal bending mandrel; or

(ii) The pipe is 12 inches (305 millimeters) or less in outside diameter or has a diameter to wall thickness ratio less than 70.

(b) Each circumferential weld of steel pipe which is located where the stress during bending causes a permanent deformation in the pipe must be nondestructively tested either before or after the bending process.

(c) Wrought-steel welding elbows and transverse segments of these elbows may not be used for changes in direction on steel pipe that is 2 inches (51 millimeters) or more in diameter unless the arc length, as measured along the crotch, is at least 1 inch (25 millimeters).

[Part 192 - Org., Aug. 19, 1970, as amended by Amdt. 192-26, 41 FR 26106, June 24, 1976; Amdt. 192-29, 42 FR 42865, Aug. 25, 1977; Amdt. 192-29C, 42 FR 60148, Nov. 25, 1977; Amdt. 192-49, 50 FR 13225, Apr. 3, 1985; Amdt. 192-85, 63 FR 37500, July 13, 1998]

**§192.315 Wrinkle bends in steel pipe.**

(a) A wrinkle bend may not be made on steel pipe to be operated at a pressure that produces a hoop stress of 30 percent or more, of SMYS.

(b) Each wrinkle bend on steel pipe must comply with the following:

- (1) The bend must not have any sharp kinks.
- (2) When measured along the crotch of the bend, the wrinkles must be a distance of at least one pipe diameter.
- (3) On pipe 16 inches (406 millimeters) or larger in diameter, the bend may not have a deflection of more than 1½° for each wrinkle.
- (4) On pipe containing a longitudinal weld the longitudinal seam must be as near as practicable to the neutral axis of the bend.

[Part 192 - Org., Aug. 19, 1970, as amended by Amdt. 192-85, 63 FR 37500, July 13, 1998]

**PART 192 – TRANSPORTATION OF NATURAL AND OTHER GAS BY  
PIPELINE: MINIMUM FEDERAL SAFETY STANDARDS**

**§192.317 Protection from hazards.**

(a) The operator must take all practicable steps to protect each transmission line or main from washouts, floods, unstable soil, landslides, or other hazards that may cause the pipeline to move or to sustain abnormal loads. In addition, the operator must take all practicable steps to protect offshore pipelines from damage by mud slides, water currents, hurricanes, ship anchors, and fishing operations.

(b) Each above ground transmission line or main, not located offshore or in inland navigable water areas, must be protected from accidental damage by vehicular traffic or other similar causes, either by being placed at a safe distance from the traffic or by installing barricades.

(c) Pipelines, including pipe risers, on each platform located offshore or in inland navigable waters must be protected from accidental damage by vessels.

[Part 192 - Org., Aug. 19, 1970, as amended by Amdt. 192-27, 41 FR 34598, Aug. 16, 1976; Amdt. 192-78, 61 FR 28770, June 6, 1996]

**§192.319 Installation of pipe in a ditch**

(a) When installed in a ditch, each transmission line that is to be operated at a pressure producing a hoop stress of 20 percent or more of SMYS must be installed so that the pipe fits the ditch so as to minimize stresses and protect the pipe coating from damage.

(b) When a ditch for a transmission line or main is backfilled, it must be backfilled in a manner that:

(1) Provides firm support under the pipe; and

(2) Prevents damage to the pipe and pipe coating from equipment or from the backfill material.

(c) All offshore pipe in water at least 12 feet (3.7 meters) deep, but not more than 200 feet (61 meters) deep, as measured from the mean low tide, except pipe in the Gulf of Mexico and its inlets under 15 feet (4.6 meters) of

water, must be installed so that the top of the pipe is below the natural bottom unless the pipe is supported by stanchions, held in place by anchors or heavy concrete coating, or protected by an equivalent means. Pipe in the Gulf of Mexico and its inlets under 15 feet (4.6 meters) of water must be installed so that the top of the pipe is 36 inches (914 millimeters) below the seabed for normal excavation or 18 inches (457 millimeters) for rock excavation.

[Part 192 - Org., Aug. 19, 1970, as amended by Amdt. 192-27, 41 FR 34598, Aug. 16, 1976; Amdt. 192-78, 61 FR 28770, June 6, 1996; Amdt. 192-85, 63 FR 37500, July 13, 1998]

**§192.321 Installation of plastic pipe.**

(a) Plastic pipe must be installed below ground level except as provided by paragraphs (g) and (h) of this section.

(b) Plastic pipe that is installed in a vault or any other below grade enclosure must be completely encased in gas-tight metal pipe and fittings that are adequately protected from corrosion.

(c) Plastic pipe must be installed so as to minimize shear or tensile stresses.

(d) Thermoplastic pipe that is not encased must have a minimum wall thickness of 0.090 inch (2.29 millimeters), except that pipe with an outside diameter of 0.875 inch (22.3 millimeters) or less may have a minimum wall thickness of 0.062 inch (1.58 millimeters).

(e) Plastic pipe that is not encased must have an electrically conducting wire or other means of locating the pipe while it is underground. Tracer wire may not be wrapped around the pipe and contact with the pipe must be minimized but is not prohibited. Tracer wire or other metallic elements installed for pipe locating purposes must be resistant to corrosion damage, either by use of coated copper wire or by other means.

(f) Plastic pipe that is being encased must be inserted into the casing pipe in a manner that will protect the plastic. The leading end of the plastic must be closed before insertion.

**PART 192 – TRANSPORTATION OF NATURAL AND OTHER GAS BY  
PIPELINE: MINIMUM FEDERAL SAFETY STANDARDS**

(g) Uncased plastic pipe may be temporarily installed above ground level under the following conditions:

(1) The operator must be able to demonstrate that the cumulative aboveground exposure of the pipe does not exceed the manufacturer's recommended maximum period of exposure or 2 years, whichever is less.

(2) The pipe either is located where damage by external forces is unlikely or is otherwise protected against such damage.

(3) The pipe adequately resists exposure to ultraviolet light and high and low temperatures.

(h) Plastic pipe may be installed on bridges provided that it is:

(1) Installed with protection from mechanical damage, such as installation in a metallic casing;

(2) Protected from ultraviolet radiation; and

(3) Not allowed to exceed the pipe temperature limits specified in §192.123.

[Part 192 - Org., Aug. 19, 1970, as amended by Amdt. 192-78, 61 FR 28770, June 6, 1996; Amdt. 192-85, 63 FR 37500, July 13, 1998; Amdt. 192-93, 68 FR 53895, Sept. 15, 2003; Amdt. 192-94, 69 FR 32886, June 14, 2004]

**§192.323 Casing.**

Each casing used on a transmission line or main under a railroad or highway must comply with the following:

(a) The casing must be designed to withstand the superimposed loads.

(b) If there is a possibility of water entering the casing, the ends must be sealed.

(c) If the ends of an unvented casing are sealed and the sealing is strong enough to retain the maximum allowable operating pressure of the pipe, the casing must be designed to hold this pressure at a stress level of not more than 72 percent of SMYS.

(d) If vents are installed on a casing, the vents must be protected from the weather to prevent water from entering the casing.

[Part 192 - Org., Aug. 19, 1970]

**§192.325 Underground clearance.**

(a) Each transmission line must be installed with at least 12 inches (305 millimeters) of clearance from any other underground structure not associated with the transmission line. If this clearance cannot be attained, the transmission line must be protected from damage that might result from the proximity of the other structure.

(b) Each main must be installed with enough clearance from any other underground structure to allow proper maintenance and to protect against damage that might result from proximity to other structures.

(c) In addition to meeting the requirements of paragraphs (a) or (b) of this section, each plastic transmission line or main must be installed with sufficient clearance, or must be insulated, from any source of heat so as to prevent the heat from impairing the serviceability of the pipe.

(d) Each pipe-type or bottle-type holder must be installed with a minimum clearance from any other holder as prescribed in §192.175(b).

[Part 192 - Org., Aug. 19, 1970 as amended by Amdt. 192-85, 63 FR 37500, July 13, 1998]

**§192.327 Cover.**

(a) Except as provided in paragraphs (c), (e), (f), and (g) of this section, each buried transmission line must be installed with a minimum cover as follows:

Location	Normal soil	Consolidated rock
	Inches (Millimeters)	Inches (Millimeters)
Class 1 locations	30 (762)	18 (457)
Class 2, 3, and 4 locations	36 (914)	24 (610)
Drainage ditches of public roads and railroad crossings	36 (914)	24 (610)

**PART 192 – TRANSPORTATION OF NATURAL AND OTHER GAS BY  
PIPELINE: MINIMUM FEDERAL SAFETY STANDARDS**

(b) Except as provided in paragraphs (c) and (d) of this section, each buried main must be installed with at least 24 inches (610 millimeters) of cover.

(c) Where an underground structure prevents the installation of a transmission line or main with the minimum cover, the transmission line or main may be installed with less cover if it is provided with additional protection to withstand anticipated external loads.

(d) A main may be installed with less than 24 inches (610 millimeters) of cover if the law of the State or municipality:

(1) Establishes a minimum cover of less than 24 inches (610 millimeters);

(2) Requires that mains be installed in a common trench with other utility lines; and,

(3) Provides adequately for prevention of damage to the pipe by external forces.

(e) Except as provided in paragraph (c) of this section, all pipe installed in a navigable river, stream, or harbor must be installed with a minimum cover of 48 inches (1219 millimeters) in soil or 24 inches (610 millimeters) in consolidated rock between the top of the pipe and the underwater natural bottom (as determined by recognized and generally accepted practices).

(f) All pipe installed offshore, except in the Gulf of Mexico and its inlets, under water not more than 200 feet (60 meters) deep, as measured from the mean low tide, must be installed as follows:

(1) Except as provided in paragraph (c) of this section, pipe under water less than 12 feet

(3.66 meters) deep, must be installed with a minimum cover of 36 inches (914 millimeters) in soil or 18 inches (457 millimeters) in consolidated rock between the top of the pipe and the natural bottom.

(2) Pipe under water at least 12 feet (3.66 meters) deep must be installed so that the top of the pipe is below the natural bottom, unless the pipe is supported by stanchions, held in place by anchors or heavy concrete coating, or protected by an equivalent means.

(g) All pipelines installed under water in the Gulf of Mexico and its inlets, as defined in §192.3, must be installed in accordance with §192.612(b)(3).

[Part 192 - Org., Aug. 19, 1970, as amended by Amdt. 192-27, 41 FR 34598, Aug. 16, 1976; Amdt. 192-78, 61 FR 28770, June 6, 1996; Amdt. 192-85, 63 FR 37500, July 13, 1998; Amdt. 192-98, 69 FR 48400, Aug. 10, 2004]

**§192.328 Additional construction requirements for steel pipe using alternative maximum allowable operating pressure.**

For a new or existing pipeline segment to be eligible for operation at the alternative maximum allowable operating pressure calculated under §192.620, a segment must meet the following additional construction requirements. Records must be maintained, for the useful life of the pipeline, demonstrating compliance with these requirements:

To address this construction issue:	The pipeline segment must meet this additional construction requirement:
(a) Quality assurance.	(1) The construction of the pipeline segment must be done under a quality assurance plan addressing pipe inspection, hauling and stringing, field bending, welding, non-destructive examination of girth welds, applying and testing field applied coating, lowering of the pipeline into the ditch, padding and backfilling, and hydrostatic testing.
	(2) The quality assurance plan for applying and testing field applied coating to girth welds must be: <ul style="list-style-type: none"> <li>(i) Equivalent to that required under §192.112(f)(3) for pipe; and</li> <li>(ii) Performed by an individual with the knowledge, skills, and ability to assure effective coating application.</li> </ul>
(b) Girth welds.	(1) All girth welds on a new pipeline segment must be non-destructive-

**PART 192 – TRANSPORTATION OF NATURAL AND OTHER GAS BY  
PIPELINE: MINIMUM FEDERAL SAFETY STANDARDS**

	ly examined in accordance with §192.243(b) and (c).
(c) Depth of cover.	(1) Notwithstanding any lesser depth of cover otherwise allowed in §192.327, there must be at least 36 inches (914 millimeters) of cover or equivalent means to protect the pipeline from outside force damage.
	(2) In areas where deep tilling or other activities could threaten the pipeline, the top of the pipeline must be installed at least one foot below the deepest expected penetration of the soil.
(d) Initial strength testing.	(1) The pipeline segment must not have experienced failures indicative of systemic material defects during strength testing, including initial hydrostatic testing. A root cause analysis, including metallurgical examination of the failed pipe, must be performed for any failure experienced to verify that it is not indicative of a systemic concern. The results of this root cause analysis must be reported to each PHMSA pipeline safety regional office where the pipe is in service at least 60 days prior to operating at the alternative MAOP. An operator must also notify a State pipeline safety authority when the pipeline is located in a State where PHMSA has an interstate agent agreement, or an intrastate pipeline is regulated by that State.
(e) Interference currents.	(1) For a new pipeline segment, the construction must address the impacts of induced alternating current from parallel electric transmission lines and other known sources of potential interference with corrosion control.

[Amdt. 192-[107], 73 FR 62147, October 17, 2008]



**PART 192 – TRANSPORTATION OF NATURAL AND OTHER GAS BY  
PIPELINE: MINIMUM FEDERAL SAFETY STANDARDS**

**Subpart H—Customer Meters, Service Regulators, and Service Lines**

**§192.351 Scope.**

This subpart prescribes minimum requirements for installing customer meters, service regulators, service lines, service line valves, and service line connections to mains.

[Part 192 - Org., Aug. 19, 1970]

**§192.353 Customer meters and regulators: Location.**

(a) Each meter and service regulator, whether inside or outside a building, must be installed in a readily accessible location and be protected from corrosion and other damage, including, if installed outside a building, vehicular damage that may be anticipated. However, the upstream regulator in a series may be buried.

(b) Each service regulator installed within a building must be located as near as practical to the point of service line entrance.

(c) Each meter installed within a building must be located in a ventilated place and not less than 3 feet (914 millimeters) from any source of ignition or any source of heat which might damage the meter.

(d) Where feasible, the upstream regulator in a series must be located outside the building, unless it is located in a separate metering or regulating building.

[Part 192 - Org., Aug. 19, 1970, as amended by Amdt. 192-85, 63 FR 37500, July 13, 1998; Amdt. 192-93, 68 FR 53895, Sept. 15, 2003]

**§192.355 Customer meters and regulators: Protection from damage.**

(a) Protection from vacuum or back pressure. If the customer's equipment might create either a vacuum or a back pressure, a device must be installed to protect the system.

(b) Service regulator vents and relief vents. Service regulator vents and relief vents must terminate outdoors, and the outdoor terminal must:

(1) Be rain and insect resistant;

(2) Be located at a place where gas from the vent can escape freely into the atmosphere and away from any opening into the building; and,

(3) Be protected from damage caused by submergence in areas where flooding may occur.

(c) Pits and vaults. Each pit or vault that houses a customer meter or regulator at a place where vehicular traffic is anticipated, must be able to support that traffic.

[Part 192 - Org., Aug. 19, 1970, as amended by Amdt. 192-58, 53 FR 1633, Jan. 21, 1988]

**§192.357 Customer meters and regulators: Installation.**

(a) Each meter and each regulator must be installed so as to minimize anticipated stresses upon the connecting piping and the meter.

(b) When close all-thread nipples are used, the wall thickness remaining after the threads are cut must meet the minimum wall thickness requirements of this part.

(c) Connections made of lead or other easily damaged material may not be used in the installation of meters or regulators.

**PART 192 – TRANSPORTATION OF NATURAL AND OTHER GAS BY  
PIPELINE: MINIMUM FEDERAL SAFETY STANDARDS**

(d) Each regulator that might release gas in its operation must be vented to the outside atmosphere.

[Part 192 - Org., Aug. 19, 1970]

**§192.359 Customer meter installations:  
Operating pressure.**

(a) A meter may not be used at a pressure that is more than 67 percent of the manufacturer's shell test pressure.

(b) Each newly installed meter manufactured after November 12, 1970, must have been tested to a minimum of 10 p.s.i. (69 kPa) gage.

(c) A rebuilt or repaired tinned steel case meter may not be used at a pressure that is more than 50 percent of the pressure used to test the meter after rebuilding or repairing.

[Part 192 - Org., Aug. 19, 1970, as amended by Amdt. 192-3, 35 FR 17660, Nov. 17, 1970; Amdt. 192-85, 63 FR 37500, July 13, 1998]

**§192.361 Service lines: Installation.**

(a) Depth. Each buried service line must be installed with at least 12 inches (305 millimeters) of cover in private property and at least 18 inches (457 millimeters) of cover in streets and roads. However, where an underground structure prevents installation at those depths, the service line must be able to withstand any anticipated external load.

(b) Support and backfill. Each service line must be properly supported on undisturbed or well-compacted soil, and material used for backfill must be free of materials that could damage the pipe or its coating.

(c) Grading for drainage. Where condensate in the gas might cause interruption in the gas supply to the customer, the service line must be graded so as to drain into the main or into drips at the low points in the service line.

(d) Protection against piping strain and external loading. Each service line must be installed so as to minimize anticipated piping strain and external loading.

(e) Installation of service lines into buildings. Each underground service line installed below grade through the outer foundation wall of a building must:

(1) In the case of a metal service line, be protected against corrosion;

(2) In the case of a plastic service line, be protected from shearing action and backfill settlement; and

(3) Be sealed at the foundation wall to prevent leakage into the building.

(f) Installation of service lines under buildings. Where an underground service line is installed under a building:

(1) It must be encased in a gas tight conduit;

(2) The conduit and the service line must, if the service line supplies the building it underlies, extend into a normally usable and accessible part of the building; and,

(3) The space between the conduit and the service line must be sealed to prevent gas leakage into the building and, if the conduit is sealed at both ends, a vent line from the annular space must extend to a point where gas would not be a hazard, and extend above grade, terminating in a rain and insect resistant fitting.

(g) Locating underground service lines. Each underground nonmetallic service line that is not encased must have a means of locating the pipe that complies with §192.321(e).

**PART 192 – TRANSPORTATION OF NATURAL AND OTHER GAS BY  
PIPELINE: MINIMUM FEDERAL SAFETY STANDARDS**

[Part 192 - Org., Aug. 19, 1970, as amended by Amdt. 192-75, 61 FR 18512, Apr. 26, 1996; Amdt. 192-85, 63 FR 37500, July 13, 1998; Amdt. 192-93, 68 FR 53895, Sept. 15, 2003]

**§192.363 Service lines: Valve requirements.**

(a) Each service line must have a service line valve that meets the applicable requirements of Subparts B and D of this part. A valve incorporated in a meter bar, that allows the meter to be bypassed, may not be used as a service line valve.

(b) A soft seat service line valve may not be used if its ability to control the flow of gas could be adversely affected by exposure to anticipated heat.

(c) Each service line valve on a high-pressure service line, installed above ground or in an area where the blowing of gas would be hazardous, must be designed and constructed to minimize the possibility of the removal of the core of the valve with other than specialized tools.

[Part 192 - Org., Aug. 19, 1970]

**§192.365 Service lines: Location of valves.**

(a) Relation to regulator or meter. Each service line valve must be installed upstream of the regulator or, if there is no regulator, upstream of the meter.

(b) Outside valves. Each service line must have a shutoff valve in a readily accessible location that, if feasible, is outside of the building.

(c) Underground valves. Each underground service line valve must be located in a covered durable curb box or standpipe that allows ready operation of the valve and

is supported independently of the service lines.

[Part 192 - Org., Aug. 19, 1970]

**§192.367 Service lines: General requirements for connections to main piping.**

(a) Location. Each service line connection to a main must be located at the top of the main or, if that is not practical, at the side of the main, unless a suitable protective device is installed to minimize the possibility of dust and moisture being carried from the main into the service line.

(b) Compression-type connection to main. Each compression-type service line to main connection must:

(1) Be designed and installed to effectively sustain the longitudinal pullout or thrust forces caused by contraction or expansion of the piping, or by anticipated external or internal loading; and

(2) If gaskets are used in connecting the service line to the main connection fitting, have gaskets that are compatible with the kind of gas in the system.

[Part 192 - Org., Aug. 19, 1970, as amended by Amdt. 192-75, 61 FR 18512, Apr. 26, 1996]

**§192.369 Service lines: Connections to cast iron or ductile iron mains.**

(a) Each service line connected to a cast iron or ductile iron main must be connected by a mechanical clamp, by drilling and tapping the main, or by another method meeting the requirements of §192.273.

**PART 192 – TRANSPORTATION OF NATURAL AND OTHER GAS BY  
PIPELINE: MINIMUM FEDERAL SAFETY STANDARDS**

(b) If a threaded tap is being inserted, the requirements of §192.151(b) and (c) must also be met.

[Part 192 - Org., Aug. 19, 1970]

**§192.371 Service lines: Steel.**

Each steel service line to be operated at less than 100 p.s.i. (689 kPa) gage must be constructed of pipe designed for a minimum of 100 p.s.i. (689 kPa) gage.

[Part 192 - Org., Aug. 19, 1970, as amended by Amdt. 192-3, 35 FR 17660, Nov. 17, 1970; Amdt. 192-85, 63 FR 37500, July 13, 1998]

**§192.373 Service lines: Cast iron and ductile iron.**

(a) Cast or ductile iron pipe less than 6 inches (152 millimeters) in diameter may not be installed for service lines.

(b) If cast iron pipe or ductile iron pipe is installed for use as a service line, the part of the service line which extends through the building wall must be of steel pipe.

(c) A cast iron or ductile iron service line may not be installed in unstable soil or under a building.

[Part 192 - Org., Aug. 19, 1970, as amended by Amdt. 192-85, 63 FR 37500, July 13, 1998]

**§192.375 Service lines: Plastic.**

(a) Each plastic service line outside a building must be installed below ground level, except that—

(1) It may be installed in accordance with §192.321(g); and

(2) It may terminate above ground level and outside the building, if—

(i) The above ground level part of the plastic service line is protected against deterioration and external damage; and

(ii) The plastic service line is not used to support external loads.

(b) Each plastic service line inside a building must be protected against external damage.

[Part 192 - Org., Aug. 19, 1970, as amended by Amdt. 192-78, 61 FR 28770, June 6, 1996]

**§192.377 Service lines: Copper**

Each copper service line installed within a building must be protected against external damage.

[Part 192 - Org., Aug. 19, 1970]

**§192.379 New service lines not in use.**

Each service line that is not placed in service upon completion of installation must comply with one of the following until the customer is supplied with gas:

(a) The valve that is closed to prevent the flow of gas to the customer must be provided with a locking device or other means designed to prevent the opening of the valve by persons other than those authorized by the operator.

(b) A mechanical device or fitting that will prevent the flow of gas must be installed in the service line or in the meter assembly.

(c) The customer's piping must be physically disconnected from the gas supply and the open pipe ends sealed.

[Amdt. 192-8, 37 FR 20694, Oct. 1972]

**PART 192 – TRANSPORTATION OF NATURAL AND OTHER GAS BY  
PIPELINE: MINIMUM FEDERAL SAFETY STANDARDS**

**§192.381 Service lines: Excess flow valve performance standards.**

(a) Excess flow valves to be used on single residence service lines that operate continuously throughout the year at a pressure not less than 10 p.s.i. (69 kPa) gage must be manufactured and tested by the manufacturer according to an industry specification, or the manufacturer's written specification, to ensure that each valve will:

(1) Function properly up to the maximum operating pressure at which the valve is rated;

(2) Function properly at all temperatures reasonably expected in the operating environment of the service line;

(3) At 10 p.s.i. (69 kPa) gage:

(i) Close at, or not more than 50 percent above, the rated closure flow rate specified by the manufacturer; and

(ii) Upon closure, reduce gas flow—

(A) For an excess flow valve designed to allow pressure to equalize across the valve, to no more than 5 percent of the manufacturer's specified closure flow rate, up to a maximum of 20 cubic feet per hour (0.57 cubic meters per hour); or

(B) For an excess flow valve designed to prevent equalization of pressure across the valve, to no more than 0.4 cubic feet per hour (.01 cubic meters per hour); and

(4) Not close when the pressure is less than the manufacturer's minimum specified operating pressure and the flow rate is below the manufacturer's minimum specified closure flow rate.

(b) An excess flow valve must meet the applicable requirements of Subparts B and D of this part.

(c) An operator must mark or otherwise identify the presence of an excess flow valve on the service line.

(d) An operator shall locate an excess flow valve as near as practical to the fitting

connecting the service line to its source of gas supply.

(e) An operator should not install an excess flow valve on a service line where the operator has prior experience with contaminants in the gas stream, where these contaminants could be expected to cause the excess flow valve to malfunction or where the excess flow valve would interfere with necessary operation and maintenance activities on the service, such as blowing liquids from the line.

[Amdt. 192-79, 61 FR 31449, June 20, 1996 as amended by Amdt. 192-80, 62 FR 2618, Jan. 17, 1997; Amdt. 192-85, 63 FR 37500, July 13, 1998]

**§192.383 Excess flow valve installation.**

(a) Definitions. As used in this section:

*Replaced service line* means a gas service line where the fitting that connects the service line to the main is replaced or the piping connected to this fitting is replaced.

*Service line serving single-family residence* means a gas service line that begins at the fitting that connects the service line to the main and serves only one single-family residence.

(b) *Installation required.* An excess flow valve (EFV) installation must comply with the performance standards in §192.381. The operator must install an EFV on any new or replaced service line serving a single-family residence after February 12, 2010, unless one or more of the following conditions is present:

(1) The service line does not operate at a pressure of 10 psig or greater throughout the year;

(2) The operator has prior experience with contaminants in the gas stream that could interfere with the EFV's operation or cause loss of service to a residence;

**PART 192 – TRANSPORTATION OF NATURAL AND OTHER GAS BY  
PIPELINE: MINIMUM FEDERAL SAFETY STANDARDS**

(3) An EFV could interfere with necessary operation or maintenance activities, such as blowing liquids from the line; or

(4) An EFV meeting performance standards in §192.381 is not commercially available to the operator.

(c) *Reporting.* Each operator must report the EFV measures detailed in the annual report required by § 191.11.

[Amdt. 192-83, 63 FR 5464, Feb. 3, 1998 as amended by Amdt. 192-113, 74 FR 63905, Dec. 4, 2009; Amdt. 192-113c, 75 FR5244, Feb. 2, 2010, Amdt. 192-116, 76 FR 5494, February 1, 2011]

**PART 192 – TRANSPORTATION OF NATURAL AND OTHER GAS BY  
PIPELINE: MINIMUM FEDERAL SAFETY STANDARDS**

**Subpart I—Requirements for Corrosion Control**

**§192.451 Scope.**

(a) This subpart prescribes minimum requirements for the protection of metallic pipelines from external, internal, and atmospheric corrosion.

(b) [Reserved]

[Amdt. 192-4, 36 FR 12297, June 30, 1971, as amended by Amdt. 192-27, 41 FR 34598, Aug. 16, 1976; Amdt. 192-33, 43 FR 39389, Sept. 5, 1978]

**§192.452 How does this subpart apply to converted pipelines and regulated onshore gathering lines?**

(a) *Converted pipelines.* Notwithstanding the date the pipeline was installed or any earlier deadlines for compliance, each pipeline which qualifies for use under this part in accordance with §192.14 must meet the requirements of this subpart specifically applicable to pipelines installed before August 1, 1971, and all other applicable requirements within 1 year after the pipeline is readied for service. However, the requirements of this subpart specifically applicable to pipelines installed after July 31, 1971, apply if the pipeline substantially meets those requirements before it is readied for service or it is a segment which is replaced, relocated, or substantially altered.

(b) *Regulated onshore gathering lines.* For any regulated onshore gathering line under §192.9 existing on April 14, 2006, that was not previously subject to this part, and for any onshore gathering line that becomes a regulated onshore gathering line under §192.9 after April 14, 2006, because of a

change in class location or increase in dwelling density:

(1) The requirements of this subpart specifically applicable to pipelines installed before August 1, 1971, apply to the gathering line regardless of the date the pipeline was actually installed; and

(2) The requirements of this subpart specifically applicable to pipelines installed after July 31, 1971, apply only if the pipeline substantially meets those requirements.

[Amdt. 192-4, 36 FR 12297, June 30, 1971, as amended by Amdt. 192-30, 42 FR 60146, Nov. 25, 1977, Amdt. 192-102, 71 FR 13289, Mar. 15, 2006]

**§192.453 General.**

The corrosion control procedures required by §192.605(b)(2), including those for the design, installation, operation, and maintenance of cathodic protection systems, must be carried out by, or under the direction of, a person qualified in pipeline corrosion control methods.

[Amdt. 192-4, 36 FR 12297, June 30, 1971, as amended by Amdt. 192-71, 59 FR 6575, Feb. 11, 1994]

**§192.455 External corrosion control: Buried or submerged pipelines installed after July 31, 1971.**

(a) Except as provided in paragraphs (b), (c), and (f) of this section, each buried or submerged pipeline installed after July 31, 1971, must be protected against external corrosion, including the following:

(1) It must have an external protective coating meeting the requirements of §192.461.

**PART 192 – TRANSPORTATION OF NATURAL AND OTHER GAS BY  
PIPELINE: MINIMUM FEDERAL SAFETY STANDARDS**

(2) It must have a cathodic protection system designed to protect the pipeline in accordance with this subpart, installed and placed in operation within 1 year after completion of construction.

(b) An operator need not comply with paragraph (a) of this section, if the operator can demonstrate by tests, investigation, or experience in the area of application, including, as a minimum, soil resistivity measurements and tests for corrosion accelerating bacteria, that a corrosive environment does not exist. However, within 6 months after an installation made pursuant to the preceding sentence, the operator shall conduct tests, including pipe-to-soil potential measurements with respect to either a continuous reference electrode or an electrode using close spacing, not to exceed 20 feet (6 meters), and soil resistivity measurements at potential profile peak locations, to adequately evaluate the potential profile along the entire pipeline. If the tests made indicate that a corrosive condition exists, the pipeline must be cathodically protected in accordance with paragraph (a)(2) of this section.

(c) An operator need not comply with paragraph (a) of this section, if the operator can demonstrate by tests, investigation, or experience that-

(1) For a copper pipeline, a corrosive environment does not exist; or

(2) For a temporary pipeline with an operating period of service not to exceed 5 years beyond installation, corrosion during the 5-year period of service of the pipeline will not be detrimental to public safety.

(d) Notwithstanding the provisions of paragraph (b) or (c) of this section, if a pipeline is externally coated, it must be cathodically protected in accordance with paragraph (a)(2) of this section.

(e) Aluminum may not be installed in a buried or submerged pipeline if that aluminum is exposed to an environment with a

natural pH in excess of 8, unless tests or experience indicate its suitability in the particular environment involved.

(f) This section does not apply to electrically isolated, metal alloy fittings in plastic pipelines, if:

(1) For the size fitting to be used, an operator can show by test, investigation, or experience in the area of application that adequate corrosion control is provided by the alloy composition; and

(2) The fitting is designed to prevent leakage caused by localized corrosion pitting.

[Amdt. 192-4, 36 FR 12297, June 30, 1971, as amended by Amdt. 192-28, 42 FR 35654, July 11, 1977; Amdt. 192-39, 47 FR 9842, Mar. 8, 1982; Amdt. 192-78, 61 FR 28770, June 6, 1996; Amdt. 192-85, 63 FR 37500, July 13, 1998]

**§192.457 External corrosion control:  
Buried or submerged pipelines installed  
before August 1, 1971.**

(a) Except for buried piping at compressor, regulator, and measuring stations, each buried or submerged transmission line installed before August 1, 1971, that has an effective external coating must be cathodically protected along the entire area that is effectively coated, in accordance with this subpart. For the purposes of this subpart, a pipeline does not have an effective external coating if its cathodic protection current requirements are substantially the same as if it were bare. The operator shall make tests to determine the cathodic protection current requirements.

(b) Except for cast iron or ductile iron, each of the following buried or submerged pipelines installed before August 1, 1971, must be cathodically protected in accord-



**PART 192 – TRANSPORTATION OF NATURAL AND OTHER GAS BY  
PIPELINE: MINIMUM FEDERAL SAFETY STANDARDS**

ance with this subpart in areas in which active corrosion is found:

- (1) Bare or ineffectively coated transmission lines.
- (2) Bare or coated pipes at compressor, regulator, and measuring stations.
- (3) Bare or coated distribution lines.

[Amdt. 192-4, 36 FR 12297, June 30, 1971, as amended by Amdt. 192-33, 43 FR 39389, Sept. 5, 1978; Amdt. 192-93, 68 FR 53895, Sept. 15, 2003]

**§192.459 External corrosion control: Examination of buried pipeline when exposed.**

Whenever an operator has knowledge that any portion of a buried pipeline is exposed, the exposed portion must be examined for evidence of external corrosion if the pipe is bare, or if the coating is deteriorated. If external corrosion requiring remedial action under §§ 192.483 through 192.489 is found, the operator shall investigate circumferentially and longitudinally beyond the exposed portion (by visual examination, indirect method, or both) to determine whether additional corrosion requiring remedial action exists in the vicinity of the exposed portion.

[Amdt. 192-4, 36 FR 12297, June 30, 1971, as amended by Amdt. 192-87, 64 FR 56978, Oct. 22, 1999]

**§192.461 External corrosion control: Protective coating.**

(a) Each external protective coating, whether conductive or insulating, applied for the purpose of external corrosion control must—

- (1) Be applied on a properly prepared surface;
- (2) Have sufficient adhesion to the metal surface to effectively resist underfilm migration of moisture;
- (3) Be sufficiently ductile to resist cracking;
- (4) Have sufficient strength to resist damage due to handling and soil stress; and,
- (5) Have properties compatible with any supplemental cathodic protection.

(b) Each external protective coating which is an electrically insulating type must also have low moisture absorption and high electrical resistance.

(c) Each external protective coating must be inspected just prior to lowering the pipe into the ditch and backfilling, and any damage detrimental to effective corrosion control must be repaired.

(d) Each external protective coating must be protected from damage resulting from adverse ditch conditions or damage from supporting blocks.

(e) If coated pipe is installed by boring, driving, or other similar method, precautions must be taken to minimize damage to the coating during installation.

[Amdt. 192-4, 36 FR 12297, June 30, 1971]

**§192.463 External corrosion control: Cathodic protection.**

(a) Each cathodic protection system required by this subpart must provide a level of cathodic protection that complies with one or more of the applicable criteria contained in Appendix D of this part. If none of these criteria is applicable, the cathodic protection system must provide a level of cathodic protection at least equal to that provided by compliance with one or more of these criteria.

**PART 192 – TRANSPORTATION OF NATURAL AND OTHER GAS BY  
PIPELINE: MINIMUM FEDERAL SAFETY STANDARDS**

(b) If amphoteric metals are included in a buried or submerged pipeline containing a metal or different anodic potential—

(1) The amphoteric metals must be electrically isolated from the remainder of the pipeline and cathodically protected; or

(2) The entire buried or submerged pipeline must be cathodically protected at a cathodic potential that meets the requirements of Appendix D of this part for amphoteric metals.

(c) The amount of cathodic protection must be controlled so as not to damage the protective coating or the pipe.

[Amdt. 192-4, 36 FR 12297, June 30, 1971]

**§192.465 External corrosion control:  
Monitoring.**

(a) Each pipeline that is under cathodic protection must be tested at least once each calendar year, but with intervals not exceeding 15 months, to determine whether the cathodic protection meets the requirements of §192.463. However, if tests at those intervals are impractical for separately protected short sections of mains or transmission lines, not in excess of 100 feet (30 meters), or separately protected service lines, these pipelines may be surveyed on a sampling basis. At least 10 percent of these protected structures, distributed over the entire system must be surveyed each calendar year, with a different 10 percent checked each subsequent year, so that the entire system is tested in each 10-year period.

(b) Each cathodic protection rectifier or other impressed current power source must be inspected six times each calendar year, but with intervals not exceeding 2½ months, to ensure that it is operating.

(c) Each reverse current switch, each diode, and each interference bond whose

failure would jeopardize structure protection must be electrically checked for proper performance six times each calendar year, but with intervals not exceeding 2½ months. Each other interference bond must be checked at least once each calendar year, but with intervals not exceeding 15 months.

(d) Each operator shall take prompt remedial action to correct any deficiencies indicated by the monitoring.

(e) After the initial evaluation required by §§ 192.455(b) and (c) and 192.457(b), each operator must, not less than every 3 years at intervals not exceeding 39 months, reevaluate its unprotected pipelines and cathodically protect them in accordance with this subpart in areas in which active corrosion is found. The operator must determine the areas of active corrosion by electrical survey. However, on distribution lines and where an electrical survey is impractical on transmission lines, areas of active corrosion may be determined by other means that include review and analysis of leak repair and inspection records, corrosion monitoring records, exposed pipe inspection records, and the pipeline environment.

[Amdt. 192-4, 36 FR 12297, June 30, 1971, as amended by Amdt. 192-27, 41 FR 34598, Aug. 16, 1976; Amdt. 192-33, 43 FR 39389, Sept. 5, 1978; Amdt. 192-35, 44 FR 75381, Dec. 20, 1979; Amdt. 192-35A, 45 FR 23441, Apr. 7, 1980; Amdt. 192-85, 63 FR 37500, July 13, 1998; Amdt. 192-93, 68 FR 53895, Sept. 15, 2003; Amdt. 192-114, 74 FR 48593, Aug 11, 2010; Amdt. 192-119, 80 FR 168, January 5, 2015]

**§192.467 External corrosion control:  
Electrical isolation.**

(a) Each buried or submerged pipeline must be electrically isolated from other underground metallic structures, unless the

**PART 192 – TRANSPORTATION OF NATURAL AND OTHER GAS BY  
PIPELINE: MINIMUM FEDERAL SAFETY STANDARDS**

pipeline and the other structures are electrically interconnected and cathodically protected as a single unit.

(b) One or more insulating devices must be installed where electrical isolation of a portion of a pipeline is necessary to facilitate the application of corrosion control.

(c) Except for unprotected copper inserted in a ferrous pipe, each pipeline must be electrically isolated from metallic casings that are a part of the underground system. However, if isolation is not achieved because it is impractical, other measures must be taken to minimize corrosion of the pipeline inside the casing.

(d) Inspection and electrical tests must be made to assure that electrical isolation is adequate.

(e) An insulating device may not be installed in an area where a combustible atmosphere is anticipated unless precautions are taken to prevent arcing.

(f) Where a pipeline is located in close proximity to electrical transmission tower footings, ground cables or counterpoise, or in other areas where fault currents or unusual risk of lightning may be anticipated, it must be provided with protection against damage due to fault currents or lightning, and protective measures must also be taken at insulating devices.

[Amdt. 192-4, 36 FR 12297, June 30, 1971, as amended by Amdt. 192-33, 43 FR 39389, Sept. 5, 1978]

**§192.469 External corrosion control:  
Test stations.**

Each pipeline under cathodic protection required by this subpart must have sufficient test stations or other contact points for electrical measurement to determine the adequacy of cathodic protection.

[Amdt. 192-4, 36 FR 12297, June 30, 1971, as amended by Amdt. 192-27, 41 FR 34606, Aug. 16, 1976]

**192.471 External corrosion control: Test leads.**

(a) Each test lead wire must be connected to the pipeline so as to remain mechanically secure and electrically conductive.

(b) Each test lead wire must be attached to the pipeline so as to minimize stress concentration on the pipe.

(c) Each bared test lead wire and bared metallic area at point of connection to the pipeline must be coated with an electrical insulating material compatible with the pipe coating and the insulation on the wire.

[Amdt. 192-4, 36 FR 12297, June 30, 1971]

**§192.473 External corrosion control:  
Interference currents.**

(a) Each operator whose pipeline system is subjected to stray currents shall have in effect a continuing program to minimize the detrimental effects of such currents.

(b) Each impressed current type cathodic protection system or galvanic anode system must be designed and installed so as to minimize any adverse effects on existing adjacent underground metallic structures.

[Amdt. 192-4, 36 FR 12297, June 30, 1971, as amended by Amdt. 192-33, 43 FR 39389, Sept. 5, 1978]

**§192.475 Internal corrosion control:  
General.**

(a) Corrosive gas may not be transported by pipeline, unless the corrosive effect of

**PART 192 – TRANSPORTATION OF NATURAL AND OTHER GAS BY  
PIPELINE: MINIMUM FEDERAL SAFETY STANDARDS**

the gas on the pipeline has been investigated and steps have been taken to minimize internal corrosion.

(b) Whenever any pipe is removed from a pipeline for any reason, the internal surface must be inspected for evidence of corrosion. If internal corrosion is found—

(1) The adjacent pipe must be investigated to determine the extent of internal corrosion:

(2) Replacement must be made to the extent required by the applicable paragraphs of §§ 192.485, 192.487, or 192.489; and,

(3) Steps must be taken to minimize the internal corrosion.

(c) Gas containing more than 0.25 grain of hydrogen sulfide per 100 cubic feet (5.8 milligrams/m<sup>3</sup>) at standard conditions (4 parts per million) may not be stored in pipe-type or bottle-type holders.

[Amdt. 192-4, 36 FR 12297, June 30, 1971, as amended by Amdt. 192-33, 43 FR 39389, Sept. 5, 1978; Amdt. 192-78, 61 FR 28770, June 6, 1996; Amdt. 192-85, 63 FR 37500, July 13, 1998]

**§192.476 Internal corrosion control: Design and construction of transmission line.**

(a) Design and construction. Except as provided in paragraph (b) of this section, each new transmission line and each replacement of line pipe, valve, fitting, or other line component in a transmission line must have features incorporated into its design and construction to reduce the risk of internal corrosion. At a minimum, unless it is impracticable or unnecessary to do so, each new transmission line or replacement of line pipe, valve, fitting, or other line component in a transmission line must:

(1) Be configured to reduce the risk that liquids will collect in the line;

(2) Have effective liquid removal features whenever the configuration would allow liquids to collect; and

(3) Allow use of devices for monitoring internal corrosion at locations with significant potential for internal corrosion.

(b) Exceptions to applicability. The design and construction requirements of paragraph (a) of this section do not apply to the following:

(1) Offshore pipeline; and

(2) Pipeline installed or line pipe, valve, fitting or other line component replaced before May 23, 2007.

(c) Change to existing transmission line. When an operator changes the configuration of a transmission line, the operator must evaluate the impact of the change on internal corrosion risk to the downstream portion of an existing onshore transmission line and provide for removal of liquids and monitoring of internal corrosion as appropriate.

(d) Records. An operator must maintain records demonstrating compliance with this section. Provided the records show why incorporating design features addressing paragraph (a)(1), (a)(2), or (a)(3) of this section is impracticable or unnecessary, an operator may fulfill this requirement through written procedures supported by as-built drawings or other construction records.

[72 FR 20055, April 23, 2007]

**§192.477 Internal corrosion control: Monitoring.**

If corrosive gas is being transported, coupons or other suitable means must be used to determine the effectiveness of the steps taken to minimize internal corrosion. Each coupon or other means of monitoring internal corrosion must be checked two times each calendar year, but with interval not exceeding 7½ months.

**PART 192 – TRANSPORTATION OF NATURAL AND OTHER GAS BY  
PIPELINE: MINIMUM FEDERAL SAFETY STANDARDS**

[Amdt. 192-4, 36 FR 12297, June 30, 1971, as amended by Amdt. 192-33, 43 FR 39389, Sept. 5, 1978]

**§192.479 Atmospheric corrosion control: General.**

(a) Each operator must clean and coat each pipeline or portion of pipeline that is exposed to the atmosphere, except pipelines under paragraph (c) of this section.

(b) Coating material must be suitable for the prevention of atmospheric corrosion.

(c) Except portions of pipelines in offshore splash zones or soil-to-air interfaces, the operator need not protect from atmospheric corrosion any pipeline for which the operator demonstrates by test, investigation, or experience appropriate to the environment of the pipeline that corrosion will—

(1) Only be a light surface oxide; or

(2) Not affect the safe operation of the pipeline before the next scheduled inspection.

[Amdt. 192-4, 36 FR 12297, June 30, 1971, as amended by Amdt. 192-33, 43 FR 39389, Sept. 5, 1978; Amdt. 192-93, 68 FR 53895, Sept. 15, 2003]

**§192.481 Atmospheric corrosion control: Monitoring.**

(a) Each operator must inspect each pipeline or portion of pipeline that is exposed to the atmosphere for evidence of atmospheric corrosion, as follows:

If the pipeline is located:	Then the frequency of inspection is:
Onshore	At least once every 3 calendar years, but with intervals not exceeding 39 months
Offshore	At least once each calendar year, but with intervals not exceeding 15 months

(b) During inspections the operator must give particular attention to pipe at soil-to-air interfaces, under thermal insulation, under disbanded coatings, at pipe supports, in splash zones, at deck penetrations, and in spans over water.

(c) If atmospheric corrosion is found during an inspection, the operator must provide protection against the corrosion as required by §192.479.

[Amdt. 192-4, 36 FR 12297, June 30, 1971, as amended by Amdt. 192-27, 41 FR 34598, Aug. 16, 1976; Amdt. 192-33, 43 FR 39389, Sept. 5, 1978; Amdt. 192-93, 68 FR 53895, Sept. 15, 2003]

**§192.483 Remedial measures: General.**

(a) Each segment of metallic pipe that replaces pipe removed from a buried or submerged pipeline because of external corrosion must have a properly prepared surface and must be provided with an external protective coating that meets the requirements of §192.461.

(b) Each segment of metallic pipe that replaces pipe removed from a buried or submerged pipeline because of external corrosion must be cathodically protected in accordance with this subpart.

(c) Except for cast iron or ductile iron pipe, each segment of buried or submerged pipe that is required to be repaired because of external corrosion must be cathodically protected in accordance with this subpart.

[Amdt. 192-4, 36 FR 12297, June 30, 1971]

**§192.485 Remedial measures: Transmission lines.**

(a) *General corrosion.* Each segment of transmission line with general corrosion and

**PART 192 – TRANSPORTATION OF NATURAL AND OTHER GAS BY  
PIPELINE: MINIMUM FEDERAL SAFETY STANDARDS**

with a remaining wall thickness less than that required for the MAOP of the pipeline must be replaced or the operating pressure reduced commensurate with the strength of the pipe based on actual remaining wall thickness. However, corroded pipe may be repaired by a method that reliable engineering tests and analyses show can permanently restore the serviceability of the pipe. Corrosion pitting so closely grouped as to affect the overall strength of the pipe is considered general corrosion for the purpose of this paragraph.

(b) *Localized corrosion pitting.* Each segment of transmission line pipe with localized corrosion pitting to a degree where leakage might result must be replaced or repaired, or the operating pressure must be reduced commensurate with the strength of the pipe, based on the actual remaining wall thickness in the pits.

(c) Under paragraphs (a) and (b) of this section, the strength of pipe based on actual remaining wall thickness may be determined by the procedure in ASME/ANSI B31G (*incorporated by reference, see § 192.7*) or the procedure in AGA Pipeline Research Committee Project PR 3-805 (with RSTRENG disk) *PRCI PR 3-805 (R-STRENG)* (*incorporated by reference, see § 192.7*). Both procedures apply to corroded regions that do not penetrate the pipe wall, subject to the limitations prescribed in the procedures.

[Amdt. 192-4, 36 FR 12297, June 30, 1971, as amended by Amdt. 192-33, 43 FR 39389, Sept. 5, 1978; Amdt. 192-78, 61 FR 28770, June 6, 1996; Amdt. 192-88, 64 FR 69660, Dec. 14, 1999; Amdt. 192-119, 80 FR 168, January 5, 2015]

**§192.487 Remedial measures: Distribution lines other than cast iron or ductile iron lines.**

(a) *General corrosion.* Except for cast iron or ductile iron pipe, each segment of generally corroded distribution line pipe with a remaining wall thickness less than that required for the MAOP of the pipeline, or a remaining wall thickness less than 30 percent of the nominal wall thickness, must be replaced. However, corroded pipe may be repaired by a method that reliable engineering tests and analyses show can permanently restore the serviceability of the pipe. Corrosion pitting so closely grouped as to affect the overall strength of the pipe is considered general corrosion for the purpose of this paragraph.

(b) *Localized corrosion pitting.* Except for cast iron or ductile iron pipe, each segment of distribution line pipe with localized corrosion pitting to a degree where leakage might result must be replaced or repaired. [Amdt. 192-4, 36 FR 12297, June 30, 1971, as amended by Amdt. 192-88, 64 FR 69660, Dec. 14, 1999]

**§192.489 Remedial measures: Cast iron and ductile iron pipelines.**

(a) *General graphitization.* Each segment of cast iron or ductile iron pipe on which general graphitization is found to a degree where a fracture or any leakage might result, must be replaced.

(b) *Localized graphitization.* Each segment of cast iron or ductile iron pipe on which localized graphitization is found to a degree where any leakage might result, must be replaced or repaired, or sealed by internal sealing methods adequate to prevent or arrest any leakage.

[Amdt. 192-4, 36 FR 12297, June 30, 1971]

**PART 192 – TRANSPORTATION OF NATURAL AND OTHER GAS BY  
PIPELINE: MINIMUM FEDERAL SAFETY STANDARDS**

**§192.490 Direct assessment.**

Each operator that uses direct assessment as defined in §192.903 on an onshore transmission line made primarily of steel or iron to evaluate the effects of a threat in the first column must carry out the direct assessment according to the standard listed in the second column. These standards do not apply to methods associated with direct assessment, such as close interval surveys, voltage gradient surveys, or examination of exposed pipelines, when used separately from the direct assessment process.

Threat	Standard <sup>1</sup>
External corrosion	§192.9252
Internal corrosion in pipelines that transport dry gas.	§192.927
Stress corrosion cracking	§192.929

<sup>1</sup> For lines not subject to subpart O of this part, the terms "covered segment" and "covered pipeline segment" in §§ 192.925, 192.927, and 192.929 refer to the pipeline segment on which direct assessment is performed.

<sup>2</sup> In §192.925(b), the provision regarding detection of coating damage applies only to pipelines subject to subpart O of this part.

[Amdt. 192-102, 70 FR 61571, Oct. 25, 2005]

**§192.491 Corrosion control records.**

(a) Each operator shall maintain records or maps to show the location of cathodically protected piping, cathodic protection facilities, galvanic anodes, and neighboring structures bonded to the cathodic protection system. Records or maps showing a stated number of anodes, installed in a stated manner or spacing, need not show specific distances to each buried anode.

(b) Each record or map required by paragraph (a) of this section must be retained

for as long as the pipeline remains in service.

(c) Each operator shall maintain a record of each test, survey, or inspection required by this subpart in sufficient detail to demonstrate the adequacy of corrosion control measures or that a corrosive condition does not exist. These records must be retained for at least 5 years, except that records related to §§ 192.465(a) and (e) and 192.475(b) must be retained for as long as the pipeline remains in service.

[Amdt. 192-4, 36 FR 12297, June 30, 1971, as amended by Amdt. 192-33, 43 FR 39389, Sept. 5, 1978; Amdt. 192-78, 61 FR 28770, June 6, 1996]

**PART 192 – TRANSPORTATION OF NATURAL AND OTHER GAS BY  
PIPELINE: MINIMUM FEDERAL SAFETY STANDARDS**

**Subpart J—Test Requirements**

**§192.501 Scope.**

This subpart prescribes minimum leak-test and strength-test requirements for pipelines.

[Part 192 - Org., Aug. 19, 1970]

**§192.503 General requirements.**

(a) No person may operate a new segment of pipeline, or return to service a segment of pipeline that has been relocated or replaced, until—

(1) It has been tested in accordance with this subpart and §192.619 to substantiate the maximum allowable operating pressure; and

(2) Each potentially hazardous leak has been located and eliminated.

(b) The test medium must be liquid, air, natural gas, or inert gas that is—

(1) Compatible with the material of which the pipeline is constructed;

(2) Relatively free of sedimentary materials; and,

(3) Except for natural gas, nonflammable.

(c) Except as provided in §192.505(a), if air, natural gas, or inert gas is used as the test medium, the following maximum hoop stress limitations apply:

Class location	Maximum hoop stress allowed as percentage of SMYS	
	Natural gas	Air or inert gas
1	80	80
2	30	75
3	30	50
4	30	40

(d) Each joint used to tie in a test segment of pipeline is excepted from the spe-

cific test requirements of this subpart, but each non-welded joint must be leak tested at not less than its operating pressure.

(e) If a component other than pipe is the only item being replaced or added to a pipeline, a strength test after installation is not required, if the manufacturer of the component certifies that:

(1) The component was tested to at least the pressure required for the pipeline to which it is being added;

(2) The component was manufactured under a quality control system that ensures that each item manufactured is at least equal in strength to a prototype and that the prototype was tested to at least the pressure required for the pipeline to which it is being added; or

(3) The component carries a pressure rating established through applicable ASME/ANSI/Manufacturers Standardization Society of the Valve and Fittings Industry, Inc. (MSS) specifications, or by unit strength calculations as described in § 192.143.

[Part 192 - Org., Aug. 19, 1970, as amended by Amdt. 192-58, 53 FR 1633, Jan. 21, 1988; Amdt. 192-60, 53 FR 36028, Sept. 16, 1988; Amdt. 192-60A, 54 FR 5485, Feb. 3, 1989; Amdt. 192-120, 80 FR 12763, March 11, 2015]

**§192.505 Strength test requirements for steel pipeline to operate at a hoop stress of 30 percent or more of SMYS.**

(a) Except for service lines, each segment of a steel pipeline that is to operate at a hoop stress of 30 percent or more of SMYS must be strength tested in accordance with this section to substantiate the proposed maximum allowable operating pressure. In addition, in a Class 1 or Class 2 location, if there is a building intended for



**PART 192 – TRANSPORTATION OF NATURAL AND OTHER GAS BY  
PIPELINE: MINIMUM FEDERAL SAFETY STANDARDS**

human occupancy within 300 feet (91 meters) of a pipeline, a hydrostatic test must be conducted to a test pressure of at least 125 percent of maximum operating pressure on that segment of the pipeline within 300 feet (91 meters) of such a building, but in no event may the test section be less than 600 feet (183 meters) unless the length of the newly installed or relocated pipe is less than 600 feet (183 meters). However, if the buildings are evacuated while the hoop stress exceeds 50 percent of SMYS, air or inert gas may be used as the test medium.

(b) In a Class 1 or Class 2 location, each compressor station, regulator station, and measuring station, must be tested to at least Class 3 location test requirements.

(c) Except as provided in paragraph (e) of this section, the strength test must be conducted by maintaining the pressure at or above the test pressure for at least 8 hours.

(d) If a component other than pipe is the only item being replaced or added to a pipeline, a strength test after installation is not required, if the manufacturer of the component certifies that—

(1) The component was tested to at least the pressure required for the pipeline to which it is being added;

(2) The component was manufactured under a quality control system that ensures that each item manufactured is at least equal in strength to a prototype and that the prototype was tested to at least the pressure required for the pipeline to which it is being added; or

(3) The component carries a pressure rating established through applicable ASME/ANSI, MSS specifications, or by unit strength calculations as described in §192.143.

(e) For fabricated units and short sections of pipe, for which a post installation test is impractical, a preinstallation strength test must be conducted by maintaining the pressure for at least 4 hours.

[Part 192 - Org., Aug. 19, 1970, as amended by Amdt. 192-85, 63 FR 37500, July 13, 1998; Amdt. 192-94, 69 FR 32886, June 14, 2004; Amdt. 192-94A, 69 FR 54591, Sept. 9, 2004; Amdt. 192-120, 80 FR 12763, March 11, 2015]

**§192.507 Test requirements for pipelines to operate at a hoop stress less than 30 percent of SMYS and at or above 100 p.s.i. (689 kPa) gage.**

Except for service lines and plastic pipelines, each segment of a pipeline that is to be operated at a hoop stress less than 30 percent of SMYS and at or above 100 p.s.i. (689 kPa) gage must be tested in accordance with the following:

(a) The pipeline operator must use a test procedure that will ensure discovery of all potentially hazardous leaks in the segment being tested.

(b) If, during the test, the segment is to be stressed to 20 percent or more of SMYS and natural gas, inert gas, or air is the test medium—

(1) A leak test must be made at a pressure between 100 p.s.i. (689 kPa) gage and the pressure required to produce a hoop stress of 20 percent of SMYS; or

(2) The line must be walked to check for leaks while the hoop stress is held at approximately 20 percent of SMYS.

(c) The pressure must be maintained at or above the test pressure for at least 1 hour.

[Part 192 - Org., Aug. 19, 1970, as amended by Amdt. 192-58, 53 FR 1633, Jan. 21, 1988; Amdt. 192-85, 63 FR 37500, July 13, 1998]

**PART 192 – TRANSPORTATION OF NATURAL AND OTHER GAS BY  
PIPELINE: MINIMUM FEDERAL SAFETY STANDARDS**

**§192.509 Test requirements for pipelines to operate below 100 p.s.i. (689 kPa) gage.**

Except for service lines and plastic pipelines, each segment of a pipeline that is to be operated below 100 p.s.i. (689 kPa) gage must be leak tested in accordance with the following:

(a) The test procedure used must ensure discovery of all potentially hazardous leaks in the segment being tested.

(b) Each main that is to be operated at less than 1 p.s.i. (6.9 kPa) gage must be tested to at least 10 p.s.i. (69 kPa) gage and each main to be operated at or above 1 p.s.i. (6.9 kPa) gage must be tested to at least 90 p.s.i. (621 kPa) gage.

[Part 192 - Org., Aug. 19, 1970, as amended by Amdt. 192-58, 53 FR 1633, Jan. 21, 1988; Amdt. 192-85, 63 FR 37500, July 13, 1998]

**§192.511 Test requirements for service lines.**

(a) Each segment of a service line (other than plastic) must be leak tested in accordance with this section before being placed in service. If feasible, the service line connection to the main must be included in the test; if not feasible, it must be given a leakage test at the operating pressure when placed in service.

(b) Each segment of a service line (other than plastic) intended to be operated at a pressure of at least 1 p.s.i. (6.9 kPa) gage but not more than 40 p.s.i. (276 kPa) gage must be given a leak test at a pressure of not less than 50 p.s.i. (345 kPa) gage.

(c) Each segment of a service line (other than plastic) intended to be operated at pressures of more than 40 p.s.i. (276 kPa) gage must be tested to at least 90 p.s.i. (621

kPa) gage, except that each segment of the steel service line stressed to 20 percent or more of SMYS must be tested in accordance with §192.507 of this subpart.

[Part 192 - Org., Aug. 19, 1970, as amended by Amdt. 192-75, 61 FR 18512, Apr. 26, 1996; Amdt. 192-85, 63 FR 37500, July 13, 1998]

**§192.513 Test requirements for plastic pipelines.**

(a) Each segment of a plastic pipeline must be tested in accordance with this section.

(b) The test procedure must insure discovery of all potentially hazardous leaks in the segment being tested.

(c) The test pressure must be at least 150 percent of the maximum operating pressure or 50 p.s.i. (345 kPa) gage, whichever is greater. However, the maximum test pressure may not be more than three times the pressure determined under §192.121, at a temperature not less than the pipe temperature during the test.

(d) During the test, the temperature of thermoplastic material may not be more than 100°F (38°C), or the temperature at which the material's long-term hydrostatic strength has been determined under the listed specification, whichever is greater.

[Part 192 - Org., Aug. 19, 1970, as amended by Amdt. 192-77, 61 FR 27789, June 3, 1996; Amdt. 192-77A, 61 FR 45905, Aug. 30, 1996; Amdt. 192-85, 63 FR 37500, July 13, 1998]

**PART 192 – TRANSPORTATION OF NATURAL AND OTHER GAS BY  
PIPELINE: MINIMUM FEDERAL SAFETY STANDARDS**

**§192.515 Environmental protection and safety requirements.**

[Part 192 - Org., Aug. 19, 1970, as amended by Amdt. 192-93, 68 FR 53895, Sept. 15, 2003]

(a) In conducting tests under this subpart, each operator shall insure that every reasonable precaution is taken to protect its employees and the general public during the testing. Whenever the hoop stress of the segment of the pipeline being tested will exceed 50 percent of SMYS, the operator shall take all practicable steps to keep persons not working on the testing operation outside of the testing area until the pressure is reduced to or below the proposed maximum allowable operating pressure.

(b) The operator shall insure that the test medium is disposed of in a manner that will minimize damage to the environment.

[Part 192 - Org., Aug. 19, 1970]

**§192.517 Records.**

(a) Each operator shall make, and retain for the useful life of the pipeline, a record of each test performed under §§ 192.505 and 192.507. The record must contain at least the following information:

(1) The operator's name, the name of the operator's employee responsible for making the test, and the name of any test company used.

(2) Test medium used.

(3) Test pressure.

(4) Test duration.

(5) Pressure recording charts, or other record of pressure readings.

(6) Elevation variations, whenever significant for the particular test.

(7) Leaks and failures noted and their disposition.

(b) Each operator must maintain a record of each test required by §§ 192.509, 192.511, and 192.513 for at least 5 years.

**PART 192 – TRANSPORTATION OF NATURAL AND OTHER GAS BY  
PIPELINE: MINIMUM FEDERAL SAFETY STANDARDS**

**Subpart K–Uprating**

**§192.551 Scope.**

This subpart prescribes minimum requirements for increasing maximum allowable operating pressures (uprating) for pipelines.

[Part 192 - Org., Aug. 19, 1970]

**§192.553 General requirements.**

(a) Pressure increases. Whenever the requirements of this subpart require that an increase in operating pressure be made in increments, the pressure must be increased gradually, at a rate that can be controlled, and in accordance with the following:

(1) At the end of each incremental increase, the pressure must be held constant while the entire segment of the pipeline that is affected is checked for leaks.

(2) Each leak detected must be repaired before a further pressure increase is made, except that a leak determined not to be potentially hazardous need not be repaired, if it is monitored during the pressure increase and it does not become potentially hazardous.

(b) Records. Each operator who uprates a segment of pipeline shall retain for the life of the segment a record of each investigation required by this subpart, of all work performed, and of each pressure test conducted, in connection with the uprating.

(c) Written plan. Each operator who uprates a segment of pipeline shall establish a written procedure that will ensure that each applicable requirement of this subpart is complied with.

(d) Limitation on increase in maximum allowable operating pressure. Except as provided in §192.555(c), a new maximum

allowable operating pressure established under this subpart may not exceed the maximum that would be allowed under §§ 192.619 and 192.621 for a new segment of pipeline constructed of the same materials in the same location. However, when uprating a steel pipeline, if any variable necessary to determine the design pressure under the design formula (§192.105) is unknown, the MAOP may be increased as provided in §192.619(a)(1).

[Part 192 - Org., Aug. 19, 1970, as amended by Amdt. 192-78, 61 FR 28770, June 6, 1996; Amdt. 192-93, 68 FR 53895, Sept. 15, 2003]

**§192.555 Uprating to a pressure that will produce a hoop stress of 30 percent or more of SMYS in steel pipelines.**

(a) Unless the requirements of this section have been met, no person may subject any segment of a steel pipeline to an operating pressure that will produce a hoop stress of 30 percent or more of SMYS and that is above the established maximum allowable operating pressure.

(b) Before increasing operating pressure above the previously established maximum allowable operating pressure the operator shall:

(1) Review the design, operating, and maintenance history and previous testing of the segment of pipeline and determine whether the proposed increase is safe and consistent with the requirements of this part; and

(2) Make any repairs, replacements, or alterations in the segment of pipeline that are necessary for safe operation at the increased pressure.

(c) After complying with paragraph (b) of this section, an operator may increase the maximum allowable operating pressure of a

**PART 192 – TRANSPORTATION OF NATURAL AND OTHER GAS BY  
PIPELINE: MINIMUM FEDERAL SAFETY STANDARDS**

segment of pipeline constructed before September 12, 1970, to the highest pressure that is permitted under §192.619, using as test pressure the highest pressure to which the segment of pipeline was previously subjected (either in a strength test or in actual operation).

(d) After complying with paragraph (b) of this section, an operator that does not qualify under paragraph (c) of this section may increase the previously established maximum allowable operating pressure if at least one of the following requirements is met:

(1) The segment of pipeline is successfully tested in accordance with the requirements of this part for a new line of the same material in the same location.

(2) An increased maximum allowable operating pressure may be established for a segment of pipeline in a Class 1 location if the line has not previously been tested, and if:

(i) It is impractical to test it in accordance with the requirements of this part;

(ii) The new maximum operating pressure does not exceed 80 percent of that allowed for a new line of the same design in the same location; and,

(iii) The operator determines that the new maximum allowable operating pressure is consistent with the condition of the segment of pipeline and the design requirements of this part.

(e) Where a segment of pipeline is uprated in accordance with paragraph (c) or (d)(2) of this section, the increase in pressure must be made in increments that are equal to:

(1) 10 percent of the pressure before the uprating; or

(2) 25 percent of the total pressure increase, whichever produces the fewer number of increments.

[Part 192 - Org., Aug. 19, 1970]

**§192.557 Uprating: Steel pipelines to a pressure that will produce a hoop stress less than 30 percent of SMYS: plastic, cast iron, and ductile iron pipelines.**

(a) Unless the requirements of this section have been met, no person may subject:

(1) A segment of steel pipeline to an operating pressure that will produce a hoop stress less than 30 percent of SMYS and that is above the previously established maximum allowable operating pressure; or

(2) A plastic, cast iron, or ductile iron pipeline segment to an operating pressure that is above the previously established maximum allowable operating pressure.

(b) Before increasing operating pressure above the previously established maximum allowable operating pressure, the operator shall:

(1) Review the design, operating, and maintenance history of the segment of pipeline;

(2) Make a leakage survey (if it has been more than 1 year since the last survey) and repair any leaks that are found, except that a leak determined not to be potentially hazardous need not be repaired, if it is monitored during the pressure increase and it does not become potentially hazardous;

(3) Make any repairs, replacements, or alterations in the segment of pipeline that are necessary for safe operation at the increased pressure;

(4) Reinforce or anchor offsets, bends and dead ends in pipe joined by compression couplings or bell and spigot joints to prevent failure of the pipe joint, if the offset, bend, or dead end is exposed in an excavation;

(5) Isolate the segment of pipeline in which the pressure is to be increased from any adjacent segment that will continue to be operated at a lower pressure; and,

(6) If the pressure in mains or service lines, or both, is to be higher than the pres-

**PART 192 – TRANSPORTATION OF NATURAL AND OTHER GAS BY  
PIPELINE: MINIMUM FEDERAL SAFETY STANDARDS**

sure delivered to the customer, install a service regulator on each service line and test each regulator to determine that it is functioning. Pressure may be increased as necessary to test each regulator, after a regulator has been installed on each pipeline subject to the increased pressure.

(c) After complying with paragraph (b) of this section, the increase in maximum allowable operating pressure must be made in increments that are equal to 10 p.s.i. (69 kPa) gage or 25 percent of the total pressure increase, whichever produces the fewer number of increments. Whenever the requirements of paragraph (b)(6) of this section apply, there must be at least two approximately equal incremental increases.

(d) If records for cast iron or ductile iron pipeline facilities are not complete enough to determine stresses produced by internal pressure, trench loading, rolling loads, beam stresses, and other bending loads, in evaluating the level of safety of the pipeline when operating at the proposed increased pressure, the following procedures must be followed:

(1) In estimating the stress, if the original laying conditions cannot be ascertained, the operator shall assume that cast iron pipe was supported on blocks with tamped backfill and that ductile iron pipe was laid without blocks with tamped backfill.

(2) Unless the actual maximum cover depth is known, the operator shall measure the actual cover in at least three places where the cover is most likely to be greatest and shall use the greatest cover measured.

(3) Unless the actual nominal wall thickness is known, the operator shall determine the wall thickness by cutting and measuring coupons from at least three separate pipe lengths. The coupons must be cut from pipe lengths in areas where the cover depth is most likely to be the greatest. The average of all measurements taken must be

increased by the allowance indicated in the following table:

Allowance (inches) (millimeters)			
Pipe size (inches) (millimeters)	Cast iron pipe		Ductile iron pipe
	Pit cast pipe	Centrifugally cast pipe	
3 to 8 (76 to 203)	0.075 (1.91)	0.065 (1.65)	0.065 (1.65)
10 to 12 (254 to 305)	0.080 (2.03)	0.070 (1.91)	0.070 (1.91)
14 to 24 (356 to 610)	0.080 (2.03)	0.080 (2.03)	0.075 (1.91)
30 to 42 (762 to 1067)	0.090 (2.29)	0.090 (2.29)	0.075 (1.91)
48 (1219)	0.090 (2.29)	0.090 (2.29)	0.080 (2.03)
54 to 60 (1372 to 1524)	0.090 (2.29)		

(4) For cast iron pipe, unless the pipe manufacturing process is known, the operator shall assume that the pipe is pit cast pipe with a bursting tensile strength of 11,000 p.s.i. (76 MPa) gage and a modulus of rupture of 31,000 p.s.i. (214 MPa) gage.

[Part 192 - Org., Aug. 19, 1970, as amended by Amdt. 192-37, 46 FR 10157, Feb. 2, 1981; Amdt. 192-62, 54 FR 5625, Feb. 6, 1989; Amdt. 192-85, 63 FR 37500, July 13, 1998]

**PART 192 – TRANSPORTATION OF NATURAL AND OTHER GAS BY  
PIPELINE: MINIMUM FEDERAL SAFETY STANDARDS**

**Subpart L—Operations**

**§192.601 Scope.**

This subpart prescribes minimum requirements for the operation of pipeline facilities.

[Part 192 - Org., Aug. 19, 1970]

**§192.603 General provisions.**

(a) No person may operate a segment of pipeline unless it is operated in accordance with this subpart.

(b) Each operator shall keep records necessary to administer the procedures established under §192.605.

(c) The Administrator or the State Agency that has submitted a current certification under the pipeline safety laws (49 U.S.C. 60101 et seq.) with respect to the pipeline facility governed by an operator's plans and procedures may, after notice and opportunity for hearing as provided in 49 CFR 190.206 or the relevant State procedures, require the operator to amend its plans and procedures as necessary to provide a reasonable level of safety.

[Part 192 - Org., Aug. 9, 1970, as amended by 192-66, 56 FR 31087, July 9, 1991; Amdt. 192-71, 59 FR 6575, Feb. 11, 1994; Amdt. 192-75, 61 FR 18512, Apr. 26, 1996; Amdt. 192-118, 78 FR 58897, Sep. 25, 2013]

**§192.605 Procedural manual for operations, maintenance, and emergencies.**

Each operator shall include the following in its operating and maintenance plan:

(a) General. Each operator shall prepare and follow for each pipeline, a manual of written procedures for conducting operations and maintenance activities and for emergency response. For transmission lines, the manual must also include procedures for handling abnormal operations. This manual must be reviewed and updated by the operator at intervals not exceeding 15 months, but at least once each calendar year. This manual must be prepared before operations of a pipeline system commence. Appropriate parts of the manual must be kept at locations where operations and maintenance activities are conducted.

(b) Maintenance and normal operations. The manual required by paragraph (a) of this section must include procedures for the following, if applicable, to provide safety during maintenance and operations.

(1) Operating, maintaining, and repairing the pipeline in accordance with each of the requirements of this subpart and Subpart M of this part.

(2) Controlling corrosion in accordance with the operations and maintenance requirements of Subpart I of this part.

(3) Making construction records, maps, and operating history available to appropriate operating personnel.

(4) Gathering of data needed for reporting incidents under Part 191 of this chapter in a timely and effective manner.

(5) Starting up and shutting down any part of the pipeline in a manner designed to assure operation within the MAOP limits prescribed by this part, plus the build-up allowed for operation of pressure-limiting and control devices.

(6) Maintaining compressor stations, including provisions for isolating units or sections of pipe and for purging before returning to service.

(7) Starting, operating and shutting down gas compressor units.

**PART 192 – TRANSPORTATION OF NATURAL AND OTHER GAS BY  
PIPELINE: MINIMUM FEDERAL SAFETY STANDARDS**

(8) Periodically reviewing the work done by operator personnel to determine the effectiveness and adequacy of the procedures used in normal operation and maintenance and modifying the procedure when deficiencies are found.

(9) Taking adequate precautions in excavated trenches to protect personnel from the hazards of unsafe accumulations of vapor or gas, and making available when needed at the excavation, emergency rescue equipment, including a breathing apparatus and, a rescue harness and line.

(10) Systematic and routine testing and inspection of pipe-type or bottle-type holders including –

(i) Provision for detecting external corrosion before the strength of the container has been impaired;

(ii) Periodic sampling and testing of gas in storage to determine the dew point of vapors contained in the stored gas which, if condensed, might cause internal corrosion or interfere with the safe operation of the storage plant; and,

(iii) Periodic inspection and testing of pressure limiting equipment to determine that it is in safe operating condition and has adequate capacity.

(11) Responding promptly to a report of a gas odor inside or near a building, unless the operator's emergency procedures under §192.615(a)(3) specifically apply to these reports.

(12) Implementing the applicable control room management procedures required by §192.631.

(c) Abnormal operation. For transmission lines, the manual required by paragraph (a) of this section must include procedures for the following to provide safety when operating design limits have been exceeded:

(1) Responding to, investigating, and correcting the cause of:

(i) Unintended closure of valves or shutdowns;

(ii) Increase or decrease in pressure or flow rate outside normal operating limits;

(iii) Loss of communications;

(iv) Operation of any safety device; and,

(v) Any other foreseeable malfunction of a component, deviation from normal operation, or personnel error which may result in a hazard to persons or property.

(2) Checking variations from normal operation after abnormal operation has ended at sufficient critical locations in the system to determine continued integrity and safe operation.

(3) Notifying responsible operator personnel when notice of an abnormal operation is received.

(4) Periodically reviewing the response of operator personnel to determine the effectiveness of the procedures controlling abnormal operation and taking corrective action where deficiencies are found.

(5) The requirements of this paragraph (c) do not apply to natural gas distribution operators that are operating transmission lines in connection with their distribution system.

(d) Safety-related condition reports. The manual required by paragraph (a) of this section must include instructions enabling personnel who perform operation and maintenance activities to recognize conditions that potentially may be safety-related conditions that are subject to the reporting requirements of §191.23 of this subchapter.

(e) Surveillance, emergency response, and accident investigation. The procedures required by §§ 192.613(a), 192.615, and 192.617 must be included in the manual required by paragraph (a) of this section

[Part 192 - Org., Aug. 19, 1970, as amended by Amdt. 192-59, 53 FR 24942, July 1, 1988; Amdt. 192-59C, 53 FR 26560, July 13, 1988; Amdt. 192-71, 59 FR 6579, Feb.



**PART 192 – TRANSPORTATION OF NATURAL AND OTHER GAS BY  
PIPELINE: MINIMUM FEDERAL SAFETY STANDARDS**

11, 1994; Amdt. 192-71A, 60 FR 14381, Mar. 17, 1995; Amdt. 192-93, 68 FR 53895, Sept. 15, 2003; Amdt. 192-112, 74 FR 63310, Dec. 3, 2009]

**§192.607 [Removed and Reserved]**

[Part 192 - Org., Aug. 10, 1970, as amended by Amdt. 192-5, 36 FR 18194, Sept. 10, 1971; Amdt. 192-78, 61 FR 28770, June 6, 1996]

**§192.609 Change in class location: Required study.**

Whenever an increase in population density indicates a change in class location for a segment of an existing steel pipeline operating at a hoop stress that is more than 40 percent of SMYS, or indicates that the hoop stress corresponding to the established maximum allowable operating pressure for a segment of existing pipeline is not commensurate with the present class location, the operator shall immediately make a study to determine;

- (a) The present class location for the segment involved.
- (b) The design, construction, and testing procedures followed in the original construction, and a comparison of these procedures with those required for the present class location by the applicable provisions of this part.
- (c) The physical condition of the segment to the extent it can be ascertained from available records;
- (d) The operating and maintenance history of the segment;
- (e) The maximum actual operating pressure and the corresponding operating hoop stress, taking pressure gradient into account, for the segment of pipeline involved; and,

(f) The actual area affected by the population density increase, and physical barriers or other factors which may limit further expansion of the more densely populated area.

[Part 192 - Org., Aug. 19, 1970]

**§192.611 Change in class location: Confirmation or revision of maximum allowable operating pressure.**

(a) If the hoop stress corresponding to the established maximum allowable operating pressure of a segment of pipeline is not commensurate with the present class location, and the segment is in satisfactory physical condition, the maximum allowable operating pressure of that segment of pipeline must be confirmed or revised according to one of the following requirements:

(1) If the segment involved has been previously tested in place for a period of not less than 8 hours:

(i) The maximum allowable operating pressure is 0.8 times the test pressure in Class 2 locations, 0.667 times the test pressure in Class 3 locations, or 0.555 times the test pressure in Class 4 locations. The corresponding hoop stress may not exceed 72 percent of the SMYS of the pipe in Class 2 locations, 60 percent of SMYS in Class 3 locations, or 50 percent of SMYS in Class 4 locations.

(ii) The alternative maximum allowable operating pressure is 0.8 times the test pressure in Class 2 locations and 0.667 times the test pressure in Class 3 locations. For pipelines operating at alternative maximum allowable pressure per §192.620, the corresponding hoop stress may not exceed 80 percent of the SMYS of the pipe in Class 2 locations and 67 percent of SMYS in Class 3 locations.

(2) The maximum allowable operating pressure of the segment involved must be

**PART 192 – TRANSPORTATION OF NATURAL AND OTHER GAS BY  
PIPELINE: MINIMUM FEDERAL SAFETY STANDARDS**

reduced so that the corresponding hoop stress is not more than that allowed by this part for new segments of pipelines in the existing class location.

(3) The segment involved must be tested in accordance with the applicable requirements of Subpart J of this part, and its maximum allowable operating pressure must then be established according to the following criteria:

(i) The maximum allowable operating pressure after the requalification test is 0.8 times the test pressure for Class 2 locations, 0.667 times the test pressure for Class 3 locations, and 0.555 times the test pressure for Class 4 locations.

(ii) The corresponding hoop stress may not exceed 72 percent of the SMYS of the pipe in Class 2 locations, 60 percent of SMYS in Class 3 locations, or 50 percent of SMYS in Class 4 locations.

(iii) For pipeline operating at an alternative maximum allowable operating pressure per §192.620, the alternative maximum allowable operating pressure after the requalification test is 0.8 times the test pressure for Class 2 locations and 0.667 times the test pressure for Class 3 locations. The corresponding hoop stress may not exceed 80 percent of the SMYS of the pipe in Class 2 locations and 67 percent of SMYS in Class 3 locations.

(b) The maximum allowable operating pressure confirmed or revised in accordance with this section, may not exceed the maximum allowable operating pressure established before the confirmation or revision.

(c) Confirmation or revision of the maximum allowable operating pressure of a segment of pipeline in accordance with this section does not preclude the application of §§ 192.553 and 192.555.

(d) Confirmation or revision of the maximum allowable operating pressure that is required as a result of a study under §192.609 must be completed within 24

months of the change in class location. Pressure reduction under paragraph (a) (1) or (2) of this section within the 24-month period does not preclude establishing a maximum allowable operating pressure under paragraph (a)(3) of this section at a later date.

[Part 192 - Org., Aug. 19, 1970, as amended by Amdt. 192-5, 36 FR 18195, Sept. 10, 1971; Amdt. 192-53, 51 FR 34987, Oct. 1, 1986; Amdt. 192-63, 54 FR 24173, June 6, 1989; Amdt. 192-78, 61 FR 28770, June 6, 1996; Amdt. 192-94, 69 FR 32886, June 14, 2004; Amdt. 192-[107], 73 FR 62147, October 17, 2008]

**§192.612 Underwater inspection and reburial of pipelines in the Gulf of Mexico and its inlets.**

(a) Each operator shall prepare and follow a procedure to identify its pipelines in the Gulf of Mexico and its inlets in waters less than 15 feet (4.6 meters) deep as measured from mean low water that are at risk of being an exposed underwater pipeline or a hazard to navigation. The procedures must be in effect August 10, 2005.

(b) Each operator shall conduct appropriate periodic underwater inspections of its pipelines in the Gulf of Mexico and its inlets in waters less than 15 feet (4.6 meters) deep as measured from mean low water based on the identified risk.

(c) If an operator discovers that its pipeline is an exposed underwater pipeline or poses a hazard to navigation, the operator shall—

(1) Promptly, but not later than 24 hours after discovery, notify the National Response Center, telephone: 1-800-424-8802, of the location and, if available, the geographic coordinates of that pipeline.

**PART 192 – TRANSPORTATION OF NATURAL AND OTHER GAS BY  
PIPELINE: MINIMUM FEDERAL SAFETY STANDARDS**

(2) Promptly, but not later than 7 days after discovery, mark the location of the pipeline in accordance with 33 CFR part 64 at the ends of the pipeline segment and at intervals of not over 500 yards (457 meters) long, except that a pipeline segment less than 200 yards (183 meters) long need only be marked at the center; and

(3) Within 6 months after discovery, or not later than November 1 of the following year if the 6 month period is later than November 1 of the year of discovery, bury the pipeline so that the top of the pipe is 36 inches (914 millimeters) below the underwater natural bottom (as determined by recognized and generally accepted practices) for normal excavation or 18 inches (457 millimeters) for rock excavation.

(i) An operator may employ engineered alternatives to burial that meet or exceed the level of protection provided by burial.

(ii) If an operator cannot obtain required state or Federal permits in time to comply with this section, it must notify OPS; specify whether the required permit is State or Federal; and, justify the delay.

[Amdt. 192-67, 56 FR 63764, Dec. 5, 1991 as amended by Amdt 192-85, 63 FR 37500, July 13, 1998; Amdt. 192-98, 69 FR 48400, Aug. 10, 2004]

**§192.613 Continuing Surveillance.**

(a) Each operator shall have a procedure for continuing surveillance of its facilities to determine and take appropriate action concerning changes in class location, failures, leakage history, corrosion, substantial changes in cathodic protection requirements, and other unusual operating and maintenance conditions.

(b) If a segment of pipeline is determined to be in unsatisfactory condition but no immediate hazard exists, the operator

shall initiate a program to recondition or phase out the segment involved, or, if the segment cannot be reconditioned or phased out, reduce the maximum allowable operating pressure in accordance with §192.619(a) and (b).

[Part 192 - Org., Aug. 19, 1970]

**§192.614 Damage prevention program.**

(a) Except as provided in paragraphs (d) and (e) of this section, each operator of a buried pipeline shall carry out, in accordance with this section, a written program to prevent damage to that pipeline from excavation activities. For the purpose of this section, the term "excavation activities" includes excavation, blasting, boring, tunneling, backfilling, the removal of above ground structures by either explosive or mechanical means, and other earth moving operations.

(b) An operator may comply with any of the requirements of paragraph (c) of this section through participation in a public service program, such as a one-call system, but such participation does not relieve the operator of responsibility for compliance with this section. However, an operator must perform the duties of paragraph (c)(3) of this section through participation in a one-call system, if that one-call system is a qualified one-call system. In areas that are covered by more than one qualified one-call system, an operator need only join one of the qualified one-call systems if there is a central telephone number for excavators to call for excavation activities, or if the one-call systems in those areas communicate with one another. An operator's pipeline system must be covered by a qualified one-call system where there is one in place. For the purpose of this section, a one-call system is considered a "qualified one-call sys-

**PART 192 – TRANSPORTATION OF NATURAL AND OTHER GAS BY  
PIPELINE: MINIMUM FEDERAL SAFETY STANDARDS**

tem” if it meets the requirements of section (b)(1) or (b)(2) of this section.

(1) The state has adopted a one-call damage prevention program under §198.37 of this chapter, or

(2) The one-call system:

(i) Is operated in accordance with §198.39 of this chapter;

(ii) Provides a pipeline operator an opportunity similar to a voluntary participant to have a part in management responsibilities; and

(iii) Assesses a participating pipeline operator a fee that is proportionate to the costs of the one-call system’s coverage of the operator’s pipeline.

(c) The damage prevention program required by paragraph (a) of this section must, at a minimum:

(1) Include the identity, on a current basis, of persons who normally engage in excavation activities in the area in which the pipeline is located.

(2) Provides for notification of the public in the vicinity of the pipeline and actual notification of the persons identified in paragraph (c)(1) of this section of the following as often as needed to make them aware of the damage prevention program:

(i) The program’s existence and purpose; and

(ii) How to learn the location of underground pipelines before excavation activities are begun.

(3) Provide a means of receiving and recording notification of planned excavation activities.

(4) If the operator has buried pipelines in the area of excavation activity, provide for actual notification of persons who give notice of their intent to excavate of the type of temporary marking to be provided and how to identify the markings.

(5) Provide for temporary marking of buried pipelines in the area of excavation

activity before, as far as practical, the activity begins.

(6) Provide as follows for inspection of pipelines that an operator has reason to believe could be damaged by excavation activities:

(i) The inspection must be done as frequently as necessary during and after the activities to verify the integrity of the pipeline; and

(ii) In the case of blasting, any inspection must include leakage surveys.

(d) A damage prevention program under this section is not required for the following pipelines:

(1) Pipelines located offshore.

(2) Pipelines, other than those located offshore, in Class 1 or 2 locations until September 20, 1995.

(3) Pipelines to which access is physically controlled by the operator.

(e) Pipelines operated by persons other than municipalities (including operators of master meters) whose primary activity does not include the transportation of gas need not comply with the following:

(1) The requirement of paragraph (a) of this section that the damage prevention program be written; and

(2) The requirements of paragraphs (c)(1) and (c)(2) of this section.

[Amdt. 192-40, 47 FR 13818, Apr. 1, 1982; Amdt. 192-57, 52 FR 32798, Aug. 31, 1987; Amdt. 192-73, 60 FR 14646, Mar. 20, 1995; Amdt. 192-78, 61 FR 28770, June 6, 1996; Amdt. 192-82, 62 FR 61695, Nov. 19, 1997; Amdt. 192-84, 63 FR 7721, Feb. 17, 1998; Amdt. 192-84A, 63 FR 38757, July 20, 1998]

**§192.615 Emergency plans.**

(a) Each operator shall establish written procedures to minimize the hazard resulting

**PART 192 – TRANSPORTATION OF NATURAL AND OTHER GAS BY  
PIPELINE: MINIMUM FEDERAL SAFETY STANDARDS**

from a gas pipeline emergency. At a minimum, the procedures must provide for the following:

(1) Receiving, identifying, and classifying notices of events which require immediate response by the operator.

(2) Establishing and maintaining adequate means of communication with appropriate fire, police, and other public officials.

(3) Prompt and effective response to a notice of each type of emergency, including the following:

(i) Gas detected inside or near a building.

(ii) Fire located near or directly involving a pipeline facility.

(iii) Explosion occurring near or directly involving a pipeline facility.

(iv) Natural disaster.

(4) The availability of personnel, equipment, tools, and materials, as needed at the scene of an emergency.

(5) Actions directed toward protecting people first and then property.

(6) Emergency shutdown and pressure reduction in any section of the operator's pipeline system necessary to minimize hazards to life or property.

(7) Making safe any actual or potential hazard to life or property.

(8) Notifying appropriate fire, police, and other public officials of gas pipeline emergencies and coordinating with them both planned responses and actual responses during an emergency.

(9) Safely restoring any service outage.

(10) Beginning action under §192.617, if applicable, as soon after the end of the emergency as possible.

(11) Actions required to be taken by a controller during an emergency in accordance with §192.631.

(b) Each operator shall:

(1) Furnish its supervisors who are responsible for emergency action a copy of that portion of the latest edition of the

emergency procedures established under paragraph (a) of this section as necessary for compliance with those procedures.

(2) Train the appropriate operating personnel to assure that they are knowledgeable of the emergency procedures and verify that the training is effective.

(3) Review employee activities to determine whether the procedures were effectively followed in each emergency.

(c) Each operator shall establish and maintain liaison with appropriate fire, police, and other public officials to:

(1) Learn the responsibility and resources of each government organization that may respond to a gas pipeline emergency;

(2) Acquaint the officials with the operator's ability in responding to a gas pipeline emergency;

(3) Identify the types of gas pipeline emergencies of which the operator notifies the officials; and,

(4) Plan how the operator and officials can engage in mutual assistance to minimize hazards to life or property.

[Part 192 - Org., Aug. 19, 1970 as amended by Amdt. 192-24, 41 FR 13586, Mar. 31, 1976; Amdt. 192-71, 59 FR 6585, Feb. 11, 1994; Amdt. 192-112, 74 FR 63310, Dec. 3, 2009]

**§192.616 Public awareness.**

(a) Except for an operator of a master meter or petroleum gas system covered under paragraph (j) of this section, each pipeline operator must develop and implement a written continuing public education program that follows the guidance provided in the American Petroleum Institute's (API) Recommended Practice (RP) 1162 (IBR, see §192.7).

**PART 192 – TRANSPORTATION OF NATURAL AND OTHER GAS BY  
PIPELINE: MINIMUM FEDERAL SAFETY STANDARDS**

(b) The operator's program must follow the general program recommendations of API RP 1162 and assess the unique attributes and characteristics of the operator's pipeline and facilities.

(c) The operator must follow the general program recommendations, including baseline and supplemental requirements of API RP 1162, unless the operator provides justification in its program or procedural manual as to why compliance with all or certain provisions of the recommended practice is not practicable and not necessary for safety.

(d) The operator's program must specifically include provisions to educate the public, appropriate government organizations, and persons engaged in excavation related activities on:

(1) Use of a one-call notification system prior to excavation and other damage prevention activities;

(2) Possible hazards associated with unintended releases from a gas pipeline facility;

(3) Physical indications that such a release may have occurred;

(4) Steps that should be taken for public safety in the event of a gas pipeline release; and

(5) Procedures for reporting such an event.

(e) The program must include activities to advise affected municipalities, school districts, businesses, and residents of pipeline facility locations.

(f) The program and the media used must be as comprehensive as necessary to reach all areas in which the operator transports gas.

(g) The program must be conducted in English and in other languages commonly understood by a significant number and concentration of the non-English speaking population in the operator's area.

(h) Operators in existence on June 20, 2005, must have completed their written

programs no later than June 20, 2006. The operator of a master meter or petroleum gas system covered under paragraph (j) of this section must complete development of its written procedure by June 13, 2008. Upon request, operators must submit their completed programs to PHMSA or, in the case an intrastate pipeline facility operator, the appropriate State agency.

(i) The operator's program documentation and evaluation results must be available for periodic review by appropriate regulatory agencies.

(j) Unless the operator transports gas as a primary activity, the operator of a master meter or petroleum gas system is not required to develop a public awareness program as prescribed in paragraphs (a) through (g) of this section. Instead the operator must develop and implement a written procedure to provide its customers public awareness messages twice annually. If the master meter or petroleum gas system is located on property the operator does not control, the operator must provide similar messages twice annually to persons controlling the property. The public awareness message must include:

(1) A description of the purpose and reliability of the pipeline;

(2) An overview of the hazards of the pipeline and prevention measures used;

(3) Information about damage prevention;

(4) How to recognize and respond to a leak; and

(5) How to get additional information.

[Amdt. 192-71, 59 FR 6575, Feb. 11, 1994 as amended by Amdt. 192-99, 70 FR 28833, May 19, 2005; Amdt. 192-99A, 70 FR 35041, June 16, 2005; Amdt. 192-[105], 72 FR 70808, Dec. 13, 2007]

**PART 192 – TRANSPORTATION OF NATURAL AND OTHER GAS BY  
PIPELINE: MINIMUM FEDERAL SAFETY STANDARDS**

**§192.617 Investigation of failures.**

Each operator shall establish procedures for analyzing accidents and failures, including the selection of samples of the failed facility or equipment for laboratory examination, where appropriate, for the purpose of determining the causes of the failure and minimizing the possibility of a recurrence.

[Part 192 - Org., Aug. 19, 1970]

**§192.619 Maximum allowable operating pressure: Steel or plastic pipelines.**

(a) No person may operate a segment of steel or plastic pipeline at a pressure that exceeds a maximum allowable operating pressure determined under paragraph (c) or (d) of this section, or the lowest of the following:

(1) The design pressure of the weakest element in the segment, determined in accordance with Subparts C and D of this part. However, for steel pipe in pipelines being converted under §192.14 or uprated under subpart K of this part, if any variable necessary to determine the design pressure under the design formula (§192.105) is unknown, one of the following pressures is to be used as design pressure:

(i) Eighty percent of the first test pressure that produces yield under section N5 of Appendix N of ASME B31.8 (incorporated by reference, *see* § 192.7), reduced by the appropriate factor in paragraph (a)(2)(ii) of this section; or

(ii) If the pipe is 12¾ inches (324 mm) or less in outside diameter and is not tested to yield under this paragraph, 200 p.s.i. (1379 kPa) gage.

(2) The pressure obtained by dividing the pressure to which the segment was tested after construction as follows:

(i) For plastic pipe in all locations, the test pressure is divided by a factor of 1.5.

(ii) For steel pipe operated at 100 p.s.i. (689 kPa) gage or more, the test pressure is divided by a factor determined in accordance with the following table:

Class location	Factors, segment		
	Installed before Nov. 12, 1970	Installed after Nov. 11, 1970	Covered under §192.14
1	1.1	1.1	1.25
2	1.25	1.25	1.25
3	1.4	1.5	1.5
4	1.4	1.5	1.5

For offshore segments installed, uprated or converted after July 31, 1977, that are not located on an offshore platform, the factor is 1.25. For segments installed, uprated or converted after July 31, 1977, that are located on an offshore platform or on a platform in inland navigable waters, including a pipe riser, the factor is 1.5.

(3) The highest actual operating pressure to which the segment was subjected during the 5 years preceding the applicable date in the second column. This pressure restriction applies unless the segment was tested according to the requirements in paragraph (a)(2) of this section after the applicable date in the third column or the segment was uprated according to the requirements in subpart K of this part:

Pipeline segment	Pressure date	Test date
—Onshore gathering line that first became subject to this part (other than §192.612) after April 13, 2006. —Onshore transmission line that was a gathering line not subject to this part before March 15, 2006.	March 15, 2006, or date line becomes subject to this part, whichever is later.	5 years preceding applicable date in second column.
Offshore gathering lines.	July 1, 1976.	July 1, 1971.
All other pipelines.	July 1, 1970.	July 1, 1965.

**PART 192 – TRANSPORTATION OF NATURAL AND OTHER GAS BY  
PIPELINE: MINIMUM FEDERAL SAFETY STANDARDS**

(4) The pressure determined by the operator to be the maximum safe pressure after considering the history of the segment, particularly known corrosion and the actual operating pressure.

(b) No person may operate a segment to which paragraph (a)(4) of this section is applicable, unless overpressure protective devices are installed on the segment in a manner that will prevent the maximum allowable operating pressure from being exceeded, in accordance with §192.195.

(c) The requirements on pressure restrictions in this section do not apply in the following instance. An operator may operate a segment of pipeline found to be in satisfactory condition, considering its operating and maintenance history, at the highest actual operating pressure to which the segment was subjected during the 5 years preceding the applicable date in the second column of the table in paragraph (a)(3) of this section. An operator must still comply with §192.611.

(d) The operator of a pipeline segment of steel pipeline meeting the conditions prescribed in §192.620(b) may elect to operate the segment at a maximum allowable operating pressure determined under §192.620(a).

[Part 192 - Org., Aug. 19, 1970 as amended by Amdt. 192-3, 35 FR 17559, Nov. 17, 1970; Amdt. 192-27, 41 FR 34598, Aug. 16, 1976; Amdt. 192-27A, 41 FR 47252, Oct. 28, 1976; Amdt. 192-30, 42 FR 60146, Nov. 25, 1977; Amdt. 192-78, 61 FR 28770, June 6, 1996; Amdt. 192-85, 63 FR 37500, July 13, 1998; Amdt. 192-102, 71 FR 13289, Mar. 15, 2006; Amdt. 192-103, 71 FR 33402, June 8, 2006; Amdt. 192-[107], 73 FR 62147, October 17, 2008]

**§192.620 Alternative maximum allowable operating pressure for certain steel pipelines.**

(a) *How does an operator calculate the alternative maximum allowable operating pressure?* An operator calculates the alternative maximum allowable operating pressure by using different factors in the same formulas used for calculating maximum allowable operating pressure under §192.619(a) as follows:

(1) In determining the alternative design pressure under §192.105, use a design factor determined in accordance with §192.111(b), (c), or (d) or, if none of these paragraphs apply, in accordance with the following table:

Class Location	Alternative design factor (F)
1	0.80
2	0.67
3	0.56

(i) For facilities installed prior to December 22, 2008, for which §192.111(b), (c), or (d) apply, use the following design factors as alternatives for the factors specified in those paragraphs: §192.111(b)—0.67 or less; 192.111(c) and (d)—0.56 or less.

(ii) [Reserved]

(2) The alternative maximum allowable operating pressure is the lower of the following:

(i) The design pressure of the weakest element in the pipeline segment, determined under subparts C and D of this part.

(ii) The pressure obtained by dividing the pressure to which the pipeline segment was tested after construction by a factor determined in the following table:

Class Location	Alternative test factor
1	1.25
2	1.50
3	1.50



**PART 192 – TRANSPORTATION OF NATURAL AND OTHER GAS BY  
PIPELINE: MINIMUM FEDERAL SAFETY STANDARDS**

<sup>1</sup>For Class 2 alternative maximum allowable operating pressure segments installed prior to December 22, 2008, the alternative test factor is 1.25.

(b) *When may an operator use the alternative maximum allowable operating pressure calculated under paragraph (a) of this section?*

An operator may use an alternative maximum allowable operating pressure calculated under paragraph (a) of this section if the following conditions are met:

(1) The pipeline segment is in a Class 1, 2, or 3 location;

(2) The pipeline segment is constructed of steel pipe meeting the additional design requirements in §192.112;

(3) A supervisory control and data acquisition system provides remote monitoring and control of the pipeline segment. The control provided must include monitoring of pressures and flows, monitoring compressor start-ups and shut-downs, and remote closure of valves per paragraph (d)(3) of this section;

(4) The pipeline segment meets the additional construction requirements described in §192.328;

(5) The pipeline segment does not contain any mechanical couplings used in place of girth welds;

(6) If a pipeline segment has been previously operated, the segment has not experienced any failure during normal operations indicative of a systemic fault in material as determined by a root cause analysis, including metallurgical examination of the failed pipe. The results of this root cause analysis must be reported to each PHMSA pipeline safety regional office where the pipeline is in service at least 60 days prior to operation at the alternative MAOP. An operator must also notify a State pipeline safety authority when the pipeline is located in a State where PHMSA has an interstate agent agreement, or an intrastate pipeline is regulated by that State; and

(7) At least 95 percent of girth welds on a segment that was constructed prior to December 22, 2008, must have been non-destructively examined in accordance with §192.243(b) and (c).

(c) *What is an operator electing to use the alternative maximum allowable operating pressure required to do?* If an operator elects to use the alternative maximum allowable operating pressure calculated under paragraph (a) of this section for a pipeline segment, the operator must do each of the following:

(1) For pipelines already in service, Notify each the PHMSA pipeline safety regional office where the pipeline is in service of the intention to use its election with respect to a segment at least 180 days before operating at the alternative maximum allowable operating pressure at least 180 days before operating at the alternative MAOP. For new pipelines, notify the PHMSA pipeline safety regional office of planned alternative MAOP design and operation at least 60 days prior to the earliest start date of either pipe manufacturing or construction activities. An operator must also notify the a State pipeline safety authority when the pipeline is located in a State where PHMSA has an interstate agent agreement, or where an intrastate pipeline is regulated by that State.

(2) Certify, by signature of a senior executive officer of the company, as follows:

(i) The pipeline segment meets the conditions described in paragraph (b) of this section; and

(ii) The operating and maintenance procedures include the additional operating and maintenance requirements of paragraph (d) of this section; and

(iii) The review and any needed program upgrade of the damage prevention program required by paragraph (d)(4)(v) of this section has been completed.

(3) Send a copy of the certification required by paragraph (c)(2) of this section to each PHMSA pipeline safety regional office where the pipeline is in service 30 days prior to operating at the alternative MAOP. An operator must also send a copy to a State pipeline safety authority when the pipeline is located in a State where PHMSA has an interstate agent agreement, or an intrastate pipeline is regulated by that State.

(4) For each pipeline segment, do one of the following:

**PART 192 – TRANSPORTATION OF NATURAL AND OTHER GAS BY  
PIPELINE: MINIMUM FEDERAL SAFETY STANDARDS**

(i) Perform a strength test as described in §192.505 at a test pressure calculated under paragraph (a) of this section or

(ii) For a pipeline segment in existence prior to December 22, 2008, certify, under paragraph (c)(2) of this section, that the strength test performed under §192.505 was conducted at a test pressure calculated under paragraph (a) of this section, or conduct a new strength test in accordance with paragraph (c)(4)(i) of this section.

(5) Comply with the additional operation and maintenance requirements described in paragraph (d) of this section.

(6) If the performance of a construction task associated with implementing alternative MAOP that occurs after December 22, 2008, can affect the integrity of the pipeline segment, treat that task as a “covered task”, notwithstanding the definition in §192.801(b) and implement the requirements of subpart N as appropriate.

(7) Maintain, for the useful life of the pipeline, records demonstrating compliance with paragraphs (b), (c)(6), and (d) of this section.

(8) A Class 1 and Class 2 pipeline location can be upgraded one class due to class changes per §192.611(a)(3)(i). All class location changes from Class 1 to Class 2 and from Class 2 to Class 3 must have all anomalies evaluated and remediated per: The “original pipeline class grade” §192.620(d)(11) anomaly repair requirements; and all anomalies with a wall loss equal to or greater than 40 percent must be excavated and remediated. Pipelines in Class 4 may not operate at an alternative MAOP.

(d) *What additional operation and maintenance requirements apply to operation at the alternative maximum allowable operating pressure?* In addition to compliance with other applicable safety standards in this part, if an operator establishes a maximum allowable operating pressure for a pipeline segment under paragraph (a) of this section, an operator must comply with the additional operation and maintenance requirements as follows:

To address increased risk of a maximum allowable operating pressure based on higher stresslevels in the following areas:	Take the following additional step:
(1) Identifying and evaluating threats.	Develop a threat matrix consistent with § 192.917 to do the following: (i) Identify and compare the increased risk of operating the pipeline at the increased stress level under this section with conventional operation; and (ii) Describe and implement procedures used to mitigate the risk
(2) Notifying the public.	(i) Recalculate the potential impact circle as defined in § 192.903 to reflect use of the alternative maximum operating pressure calculated under paragraph (a) of this section and pipeline operating conditions; and (ii) In implementing the public education program required under § 192.616, perform the following: (A) Include persons occupying property within 220 yards of the centerline and within the potential impact circle within the targeted audience; and (B) Include information about the integrity management activities performed under this section within the message provided to the audience.
(3) Responding to an emergency in an area defined as a high consequence area in	(i) Ensure that the identification of high consequence areas reflects the larger potential impact circle recalculated under paragraph (d)(2)(i) of this section.

**PART 192 – TRANSPORTATION OF NATURAL AND OTHER GAS BY  
PIPELINE: MINIMUM FEDERAL SAFETY STANDARDS**

<p>§192.903.</p>	<p>(ii) If personnel response time to maintain valves on either side of the high consequence area exceeds one hour (under normal driving conditions and speed limits) from the time the event is identified in the control room, provide remote valve control through a supervisory control and data acquisition (SCADA) system, other leak detection system, or an alternative method of control.</p> <p>(iii) Remote valve control must include the ability to close and monitor the valve position (open or closed), and monitor pressure upstream and downstream.</p> <p>(iv) A line break valve control system using differential pressure, rate of pressure drop or other widely-accepted method is an acceptable alternative to remote valve control.</p>
<p>(4) Protecting the right-of-way.</p>	<p>(i) Patrol the right-of-way at intervals not exceeding 45 days, but at least 12 times each calendar year, to inspect for excavation activities, ground movement, wash outs, leakage, or other activities or conditions affecting the safety operation of the pipeline.</p> <p>(ii) Develop and implement a plan to monitor for and mitigate occurrences of unstable soil and ground movement.</p> <p>(iii) If observed conditions indicate the possible loss of cover, perform a depth of cover study and replace cover as necessary to restore the depth of cover or apply alternative means to provide protection equivalent to the originally-required depth of cover.</p> <p>(iv) Use line-of-sight line markers satisfying the requirements of §192.707(d) except in agricultural areas, large water crossings or swamp, steep terrain, or where prohibited by Federal Energy Regulatory Commission orders, permits, or local law.</p> <p>(v) Review the damage prevention program under § 192.614(a) in light of national consensus practices, to ensure the program provides adequate protection of the right-of-way. Identify the standards or practices considered in the review, and meet or exceed those standards or practices by incorporating appropriate changes into the program.</p> <p>(vi) Develop and implement a right-of-way management plan to protect the pipeline segment from damage due to excavation activities.</p>
<p>(5) Controlling internal corrosion.</p>	<p>(i) Develop and implement a program to monitor for and mitigate the presence of, deleterious gas stream constituents.</p> <p>(ii) At points where gas with potentially deleterious contaminants enters the pipeline, use filter separators or separators and gas quality monitoring equipment.</p> <p>(iii) Use gas quality monitoring equipment that includes a moisture analyzer, chromatograph, and periodic hydrogen sulfide sampling.</p> <p>(iv) Use cleaning pigs and sample accumulated liquids. Use inhibitors when corrosive gas or liquids are present.</p> <p>(v) Address deleterious gas stream constituents as follows:</p> <ul style="list-style-type: none"> <li>(A) Limit carbon dioxide to 3 percent by volume;</li> <li>(B) Allow no free water and otherwise limit water to seven pounds per million cubic feet of gas; and</li> <li>(C) Limit hydrogen sulfide to 1.0 grain per hundred cubic feet (16 ppm) of gas, where the hydrogen sulfide is greater than 0.5 grain per hundred cubic feet (8 ppm) of gas, implement a pigging and inhibitor injection program to address deleterious gas stream constituents, in-</li> </ul>

**PART 192 – TRANSPORTATION OF NATURAL AND OTHER GAS BY  
PIPELINE: MINIMUM FEDERAL SAFETY STANDARDS**

	<p>cluding follow-up sampling and quality testing of liquids at receipt points.</p> <p>(vi) Review the program at least quarterly based on the gas stream experience and implement adjustments to monitor for, and mitigate the presence of, deleterious gas stream constituents.</p>
<p>(6) Controlling interference that can impact external corrosion.</p>	<p>(i) Prior to operating an existing pipeline segment at an alternate maximum allowable operating pressure calculated under this section, or within six months after placing a new pipeline segment in service at an alternate maximum allowable operating pressure calculated under this section, address any interference currents on the pipeline segment.</p> <p>(ii) To address interference currents, perform the following:</p> <p>(A) Conduct an interference survey to detect the presence and level of any electrical current that could impact external corrosion where interference is suspected;</p> <p>(B) Analyze the results of the survey; and</p> <p>(C) Take any remedial action needed within 6 months after completing the survey to protect the pipeline segment from deleterious current.</p>
<p>(7) Confirming external corrosion control through indirect assessment.</p>	<p>(i) Within six months after placing the cathodic protection of a new pipeline segment in operation, or within six months after certifying a segment under §192.620(c)(1) of an existing pipeline segment under this section, assess the adequacy of the cathodic protection through an indirect method such as close-interval survey, and the integrity of the coating using direct current voltage gradient (DCVG) or alternating current voltage gradient (ACVG).</p> <p>(ii) Remediate any construction damaged coating with a voltage drop classified as moderate or severe (IR drop greater than 35% for DCVG or 50 dB[μ]v for ACVG) under section 4 of NACE RP-0502-2002 (incorporated by reference, see §192.7).</p> <p>(iii) Within six months after completing the baseline internal inspection required under paragraph (d)(9) of this section, integrate the results of the indirect assessment required under paragraph (d)(7)(i) of this section with the results of the baseline internal inspection and take any needed remedial actions.</p> <p>(iv) For all pipeline segments in high consequence areas, perform periodic assessments as follows:</p> <p>(A) Conduct periodic close interval surveys with current interrupted to confirm voltage drops in association with periodic assessments under subpart O of this part.</p> <p>(B) Locate pipe-to-soil test stations at half-mile intervals within each high consequence area ensuring at least one station is within each high consequence area, if practicable.</p> <p>(C) Integrate the results with those of the baseline and periodic assessments for integrity done under paragraphs (d)(9) and (d)(10) of this section.</p>
<p>(8) Controlling external corrosion through cathodic protection.</p>	<p>(i) If an annual test station reading indicates cathodic protection below the level of protection required in subpart I of this part, complete remedial action within six months of the failed reading or notify each PHMSA pipeline safety regional office where the pipeline is in service</p>

**PART 192 – TRANSPORTATION OF NATURAL AND OTHER GAS BY  
PIPELINE: MINIMUM FEDERAL SAFETY STANDARDS**

	<p>demonstrating that the integrity of the pipeline is not compromised if the repair takes longer than 6 months. An operator must also notify a State pipeline safety authority when the pipeline is located in a State where PHMSA has an interstate agent agreement, or an intrastate pipeline is regulated by that State; and</p> <p>(ii) After remedial action to address a failed reading, confirm restoration of adequate corrosion control by a close interval survey on either side of the affected test station to the next test station unless the reason for the failed reading is determined to be a rectifier connection or power input problem that can be remediated and otherwise verified.</p> <p>(iii) If the pipeline segment has been in operation, the cathodic protection system on the pipeline segment must have been operational within 12 months of the completion of construction.</p>
<p>(9) Conducting a baseline assessment of integrity.</p>	<p>(i) Except as provided in paragraph (d)(9)(iii) of this section, for a new pipeline segment operating at the new alternative maximum allowable operating pressure, perform a baseline internal inspection of the entire pipeline segment as follows:</p> <p>(A) Assess using a geometry tool after the initial hydrostatic test and backfill and within six months after placing the new pipeline segment in service; and</p> <p>(B) Assess using a high resolution magnetic flux tool within three years after placing the new pipeline segment in service at the alternative maximum allowable operating pressure.</p> <p>(ii) Except as provided in paragraph (d)(9)(iii) of this section, for an existing pipeline segment, perform a baseline internal assessment using a geometry tool and a high resolution magnetic flux tool before, but within two years prior to, raising pressure to the alternative maximum allowable operating pressure as allowed under this section.</p> <p>(iii) If headers, mainline valve bypasses, compressor station piping, meter station piping, or other short portion of a pipeline segment operating at alternative maximum allowable operating pressure cannot accommodate a geometry tool and a high resolution magnetic flux tool, use direct assessment (per §192.925, §192.927 and/or §192.929) or pressure testing (per subpart J of this part) to assess that portion.</p>
<p>(10) Conducting periodic assessments of integrity.</p>	<p>(i) Determine a frequency for subsequent periodic integrity assessments as if all the alternative maximum allowable operating pressure pipeline segments were covered by subpart O of this part and</p> <p>(ii) Conduct periodic internal inspections using a high resolution magnetic flux tool on the frequency determined under paragraph (d)(10)(i) of this section, or</p> <p>(iii) Use direct assessment (per § 192.925, § 192.927 and/ or § 192.929) or pressure testing (per subpart J of this part) for periodic assessment of a portion of a segment to the extent permitted for a baseline assessment under paragraph (d)(9)(iii) of this section.</p>
<p>(11) Making repairs.</p>	<p>(i) Perform the following when evaluating an anomaly:</p> <p>(A) Use the most conservative calculation for determining remaining strength or an alternative validated calculation based on pipe diameter, wall thickness, grade, operating pressure, operating stress level, and operating temperature: and</p>

**PART 192 – TRANSPORTATION OF NATURAL AND OTHER GAS BY  
PIPELINE: MINIMUM FEDERAL SAFETY STANDARDS**

	<p>(B) Take into account the tolerances of the tools used for the inspection.</p> <p>(ii) Repair a defect immediately if any of the following apply:</p> <p>(A) The defect is a dent discovered during the baseline assessment for integrity under paragraph (d)(9) of this section and the defect meets the criteria for immediate repair in §192.309(b).</p> <p>(B) The defect meets the criteria for immediate repair in §192.933(d).</p> <p>(C) The alternative maximum allowable operating pressure was based on a design factor of 0.67 under paragraph (a) of this section and the failure pressure is less than 1.25 times the alternative maximum allowable operating pressure.</p> <p>(D) The alternative maximum allowable operating pressure was based on a design factor of 0.56 under paragraph (a) of this section and the failure pressure is less than or equal to 1.4 times the alternative maximum allowable operating pressure.</p> <p>(iii) If paragraph (d)(11)(ii) of this section does not require immediate repair, repair a defect within one year if any of the following apply:</p> <p>(A) The defect meets the criteria for repair within one year in §192.933(d).</p> <p>(B) The alternative maximum allowable operating pressure was based on a design factor of 0.80 under paragraph (a) of this section and the failure pressure is less than 1.25 times the alternative maximum allowable operating pressure.</p> <p>(C) The alternative maximum allowable operating pressure was based on a design factor of 0.67 under paragraph (a) of this section and the failure pressure is less than 1.50 times the alternative maximum allowable operating pressure.</p> <p>(D) The alternative maximum allowable operating pressure was based on a design factor of 0.56 under paragraph (a) of this section and the failure pressure is less than or equal to 1.80 times the alternative maximum allowable operating pressure.</p> <p>(iv) Evaluate any defect not required to be repaired under paragraph (d)(11)(ii) or (iii) of this section to determine its growth rate, set the maximum interval for repair or re-inspection, and repair or re-inspect within that interval.</p>
--	---

(e) Is there any change in overpressure protection associated with operating at the alternative maximum allowable operating pressure? Notwithstanding the required capacity of pressure relieving and limiting stations otherwise required by §192.201, if an operator establishes a maximum allowable operating pressure for a pipeline segment in accordance with paragraph (a) of this section, an operator must:

(1) Provide overpressure protection that limits mainline pressure to a maximum of

104 percent of the maximum allowable operating pressure; and

(2) Develop and follow a procedure for establishing and maintaining accurate set points for the supervisory control and data acquisition system.

Amdt. 192-[107], 73 FR 62147, October 17, 2008; Amdt. 192-111, 74 FR 62503, Nov. 30, 2009; Amdt. 192-120, 80 FR 12763, March 11, 2015]

**PART 192 – TRANSPORTATION OF NATURAL AND OTHER GAS BY  
PIPELINE: MINIMUM FEDERAL SAFETY STANDARDS**

**§192.621 Maximum allowable operating pressure: High-pressure distribution systems.**

(a) No person may operate a segment of a high pressure distribution system at a pressure that exceeds the lowest of the following pressures, as applicable:

(1) The design pressure of the weakest element in the segment, determined in accordance with Subparts C and D of this part.

(2) 60 p.s.i. (414 kPa) gage, for a segment of a distribution system otherwise designated to operate at over 60 p.s.i. (414 kPa) gage, unless the service lines in the segment are equipped with service regulators or other pressure limiting devices in series that meet the requirements of §192.197(c).

(3) 25 p.s.i. (172 kPa) gage in segments of cast iron pipe in which there are unreinforced bell and spigot joints.

(4) The pressure limits to which a joint could be subjected without the possibility of its parting.

(5) The pressure determined by the operator to be the maximum safe pressure after considering the history of the segment, particularly known corrosion and the actual operating pressures.

(b) No person may operate a segment of pipeline to which paragraph (a)(5) of this section applies, unless overpressure protective devices are installed on the segment in a manner that will prevent the maximum allowable operating pressure from being exceeded, in accordance with §192.195.

[Part 192 - Org., Aug. 19, 1970 as amended by Amdt. 192-85, 63 FR 37500, July 13, 1998]

**§192.623 Maximum and minimum allowable operating pressure: Low-pressure distribution systems.**

(a) No person may operate a low-pressure distribution system at a pressure high enough to make unsafe the operation of any connected and properly adjusted low-pressure gas burning equipment.

(b) No person may operate a low pressure distribution system at a pressure lower than the minimum pressure at which the safe and continuing operation of any connected and properly adjusted low-pressure gas burning equipment can be assured.

[Part 192 - Org., Aug. 19, 1970 as amended by Amdt. 192-75, 61 FR 18512, Apr. 26, 1996]

**§192.625 Odorization of gas.**

(a) A combustible gas in a distribution line must contain a natural odorant or be odorized so that at a concentration in air of one-fifth of the lower explosive limit, the gas is readily detectable by a person with a normal sense of smell.

(b) After December 31, 1976, a combustible gas in a transmission line in a Class 3 or Class 4 location must comply with the requirements of paragraph (a) of this section unless:

(1) At least 50 percent of the length of the line downstream from that location is in a Class 1 or Class 2 location;

(2) The line transports gas to any of the following facilities which received gas without an odorant from that line before May 5, 1975:

(i) An underground storage field;

(ii) A gas processing plant;

(iii) A gas dehydration plant; or

(iv) An industrial plant using gas in a process where the presence of an odorant:

**PART 192 – TRANSPORTATION OF NATURAL AND OTHER GAS BY  
PIPELINE: MINIMUM FEDERAL SAFETY STANDARDS**

(A) Makes the end product unfit for the purpose for which it is intended;

(B) Reduces the activity of a catalyst; or

(C) Reduces the percentage completion of a chemical reaction;

(3) In the case of a lateral line which transports gas to a distribution center, at least 50 percent of the length of that line is in a Class 1 or Class 2 location; or,

(4) The combustible gas is hydrogen intended for use as a feedstock in a manufacturing process.

(c) In the concentrations in which it is used, the odorant in combustible gases must comply with the following:

(1) The odorant may not be deleterious to persons, materials, or pipe.

(2) The products of combustion from the odorant may not be toxic when breathed nor may they be corrosive or harmful to those materials to which the products of combustion will be exposed.

(d) The odorant may not be soluble in water to an extent greater than 2.5 parts to 100 parts by weight.

(e) Equipment for odorization must introduce the odorant without wide variations in the level of odorant.

(f) To assure the proper concentration of odorant in accordance with this section, each operator must conduct periodic sampling of combustible gases using an instrument capable of determining the percentage of gas in air at which the odor becomes readily detectable. Operators of master meter systems may comply with this requirement by—

(1) Receiving written verification from their gas source that the gas has the proper concentration of odorant; and

(2) Conducting periodic "sniff" tests at the extremities of the system to confirm that the gas contains odorant.

[Part 192 - Org., Aug. 19, 1970 as amended by Amdt. 192-2, 35 FR 17335, Nov. 11,

1970; Amdt. 192-6, 36 FR 25423, Dec. 31, 1971; Amdt. 192-7, 37 FR 17970, Sept. 2, 1972; Amdt. 192-14, 38 FR 14943, June 7, 1973; Amdt. 192-15, 38 FR 35471, Dec. 28, 1973; Amdt. 192-16, 39 FR 45253, Dec. 31, 1974; Amdt. 192-21, 40 FR 20279, May 9, 1975; Amdt. 192-58, 53 FR 1633, Jan. 21, 1988; Amdt. 192-76, 61 FR 26121, May 24, 1996; Amdt. 192-78, 61 FR 28770, June 6, 1996; Amdt. 192-93, 68 FR 53895, Sept. 15, 2003]

**§192.627 Tapping pipelines under pressure.**

Each tap made on a pipeline under pressure must be performed by a crew qualified to make hot taps.

[Part 192 - Org., Aug. 19, 1970]

**§192.629 Purging of pipelines.**

(a) When a pipeline is being purged of air by use of gas, the gas must be released into one end of the line in a moderately rapid and continuous flow. If gas cannot be supplied in sufficient quantity to prevent the formation of a hazardous mixture of gas and air, a slug of inert gas must be released into the line before the gas.

(b) When a pipeline is being purged of gas by use of air, the air must be released into one end of the line in a moderately rapid and continuous flow. If air cannot be supplied in sufficient quantity to prevent the formation of a hazardous mixture of gas and air, a slug of inert gas must be released into the line before the air.

[Part 192 - Org., Aug. 19, 1970]



**PART 192 – TRANSPORTATION OF NATURAL AND OTHER GAS BY  
PIPELINE: MINIMUM FEDERAL SAFETY STANDARDS**

**§192.631 Control room management.**

(a) *General.*

(1) This section applies to each operator of a pipeline facility with a controller working in a control room who monitors and controls all or part of a pipeline facility through a SCADA system. Each operator must have and follow written control room management procedures that implement the requirements of this section, except that for each control room where an operator's activities are limited to either or both of:

(i) Distribution with less than 250,000 services, or

(ii) Transmission without a compressor station, the operator must have and follow written procedures that implement only paragraphs (d) (regarding fatigue), (i) (regarding compliance validation), and (j) (regarding compliance and deviations) of this section.

(2) The procedures required by this section must be integrated, as appropriate, with operating and emergency procedures required by Sec. §192.605 and 192.615. An operator must develop the procedures no later than August 1, 2011, and must implement the procedures according to the following schedule. The procedures required by paragraphs (b), (c)(5), (d)(2) and (d)(3), (f) and (g) of this section must be implemented no later than October 1, 2011. The procedures required by paragraphs (c)(1) through (4), (d)(1), (d)(4), and (e) must be implemented no later than August 1, 2012. The training procedures required by paragraph (h) must be implemented no later than August 1, 2012, except that any training required by another paragraph of this section must be implemented no later than the deadline for that paragraph.

(b) *Roles and responsibilities.* Each operator must define the roles and responsibilities of a controller during normal, abnormal, and emergency operating conditions. To

provide for a controller's prompt and appropriate response to operating conditions, an operator must define each of the following:

(1) A controller's authority and responsibility to make decisions and take actions during normal operations;

(2) A controller's role when an abnormal operating condition is detected, even if the controller is not the first to detect the condition, including the controller's responsibility to take specific actions and to communicate with others;

(3) A controller's role during an emergency, even if the controller is not the first to detect the emergency, including the controller's responsibility to take specific actions and to communicate with others; and

(4) A method of recording controller shift-changes and any hand-over of responsibility between controllers.

(c) *Provide adequate information.* Each operator must provide its controllers with the information, tools, processes and procedures necessary for the controllers to carry out the roles and responsibilities the operator has defined by performing each of the following:

(1) Implement sections 1, 4, 8, 9, 11.1, and 11.3 of API RP 1165 (incorporated by reference, see §192.7) whenever a SCADA system is added, expanded or replaced, unless the operator demonstrates that certain provisions of sections 1, 4, 8, 9, 11.1, and 11.3 of API RP 1165 are not practical for the SCADA system used;

(2) Conduct a point-to-point verification between SCADA displays and related field equipment when field equipment is added or moved and when other changes that affect pipeline safety are made to field equipment or SCADA displays;

(3) Test and verify an internal communication plan to provide adequate means for manual operation of the pipeline safely, at least once each calendar year, but at intervals not to exceed 15 months;

**PART 192 – TRANSPORTATION OF NATURAL AND OTHER GAS BY  
PIPELINE: MINIMUM FEDERAL SAFETY STANDARDS**

(4) Test any backup SCADA systems at least once each calendar year, but at intervals not to exceed 15 months; and

(5) Establish and implement procedures for when a different controller assumes responsibility, including the content of information to be exchanged.

(d) *Fatigue mitigation.* Each operator must implement the following methods to reduce the risk associated with controller fatigue that could inhibit a controller's ability to carry out the roles and responsibilities the operator has defined:

(1) Establish shift lengths and schedule rotations that provide controllers off-duty time sufficient to achieve eight hours of continuous sleep;

(2) Educate controllers and supervisors in fatigue mitigation strategies and how off-duty activities contribute to fatigue;

(3) Train controllers and supervisors to recognize the effects of fatigue; and

(4) Establish a maximum limit on controller hours-of-service, which may provide for an emergency deviation from the maximum limit if necessary for the safe operation of a pipeline facility.

(e) *Alarm management.* Each operator using a SCADA system must have a written alarm management plan to provide for effective controller response to alarms. An operator's plan must include provisions to:

(1) Review SCADA safety-related alarm operations using a process that ensures alarms are accurate and support safe pipeline operations;

(2) Identify at least once each calendar month points affecting safety that have been taken off scan in the SCADA host, have had alarms inhibited, generated false alarms, or that have had forced or manual values for periods of time exceeding that required for associated maintenance or operating activities;

(3) Verify the correct safety-related alarm set-point values and alarm descrip-

tions at least once each calendar year, but at intervals not to exceed 15 months;

(4) Review the alarm management plan required by this paragraph at least once each calendar year, but at intervals not exceeding 15 months, to determine the effectiveness of the plan;

(5) Monitor the content and volume of general activity being directed to and required of each controller at least once each calendar year, but at intervals not to exceed 15 months, that will assure controllers have sufficient time to analyze and react to incoming alarms; and

(6) Address deficiencies identified through the implementation of paragraphs (e)(1) through (e)(5) of this section.

(f) *Change management.* Each operator must assure that changes that could affect control room operations are coordinated with the control room personnel by performing each of the following:

(1) Establish communications between control room representatives, operator's management, and associated field personnel when planning and implementing physical changes to pipeline equipment or configuration;

(2) Require its field personnel to contact the control room when emergency conditions exist and when making field changes that affect control room operations; and

(3) Seek control room or control room management participation in planning prior to implementation of significant pipeline hydraulic or configuration changes.

(g) *Operating experience.* Each operator must assure that lessons learned from its operating experience are incorporated, as appropriate, into its control room management procedures by performing each of the following:

(1) Review incidents that must be reported pursuant to 49 CFR part 191 to determine if control room actions contributed

**PART 192 – TRANSPORTATION OF NATURAL AND OTHER GAS BY  
PIPELINE: MINIMUM FEDERAL SAFETY STANDARDS**

to the event and, if so, correct, where necessary, deficiencies related to:

- (i) Controller fatigue;
- (ii) Field equipment;
- (iii) The operation of any relief device;
- (iv) Procedures;
- (v) SCADA system configuration; and
- (vi) SCADA system performance.

(2) Include lessons learned from the operator's experience in the training program required by this section.

(h) *Training.* Each operator must establish a controller training program and review the training program content to identify potential improvements at least once each calendar year, but at intervals not to exceed 15 months. An operator's program must provide for training each controller to carry out the roles and responsibilities defined by the operator. In addition, the training program must include the following elements:

(1) Responding to abnormal operating conditions likely to occur simultaneously or in sequence;

(2) Use of a computerized simulator or non-computerized (tabletop) method for training controllers to recognize abnormal operating conditions;

(3) Training controllers on their responsibilities for communication under the operator's emergency response procedures;

(4) Training that will provide a controller a working knowledge of the pipeline system, especially during the development of abnormal operating conditions; and

(5) For pipeline operating setups that are periodically, but infrequently used, providing an opportunity for controllers to review relevant procedures in advance of their application.

(i) *Compliance validation.* Upon request, operators must submit their procedures to PHMSA or, in the case of an intrastate pipeline facility regulated by a State, to the appropriate State agency.

(j) *Compliance and deviations.* An operator must maintain for review during inspection:

(1) Records that demonstrate compliance with the requirements of this section; and

(2) Documentation to demonstrate that any deviation from the procedures required by this section was necessary for the safe operation of a pipeline facility.

[Amdt. 192-112, 74 FR 63310, Dec. 3, 2009 as amended by Amdt. 192-112c, 75 FR 5536, Feb. 3, 2010; Amdt. 192-117, 76 FR 35130, June 16, 2011]

**PART 192 – TRANSPORTATION OF NATURAL AND OTHER GAS BY  
PIPELINE: MINIMUM FEDERAL SAFETY STANDARDS**

**Subpart M—Maintenance**

**§192.701 Scope.**

This subpart prescribes minimum requirements for maintenance of pipeline facilities.

[Part 192 - Org., Aug. 19, 1970]

**§192.703 General.**

(a) No person may operate a segment of pipeline, unless it is maintained in accordance with this subpart.

(b) Each segment of pipeline that becomes unsafe must be replaced, repaired, or removed from service.

(c) Hazardous leaks must be repaired promptly.

[Part 192 - Org., Aug. 19, 1970]

**§192.705 Transmission lines: Patrolling.**

(a) Each operator shall have a patrol program to observe surface conditions on and adjacent to the transmission line right-of-way for indications of leaks, construction activity, and other factors affecting safety and operation.

(b) The frequency of patrols is determined by the size of the line, the operating pressures, the class location, terrain, weather, and other relevant factors, but intervals between patrols may not be longer than prescribed in the following table:

Class location of line	Maximum interval between patrols	
	At highway and railroad crossings	At all other places
1, 2	7½ months; but at least twice each calendar year.	15 months; but at least once each calendar year.
3	4½ months; but at least four times each calendar year.	7½ months; but at least twice each calendar year.
4	4½ months; but at least four times each calendar year.	4½ months; but at least four times each calendar year.

(c) Methods of patrolling include walking, driving, flying or other appropriate means of traversing the right-of-way.

[Part 192 - Org., Aug. 19, 1970, as amended by Amdt. 192-21, 40 FR 20283, May 9, 1975; Amdt. 192-43, 47 FR 46850, Oct. 21, 1982; Amdt. 192-78, 61 FR 28770, June 6, 1996]

**§192.706 Transmission lines: Leakage surveys.**

Leakage surveys of a transmission line must be conducted at intervals not exceeding 15 months, but at least once each calendar year. However, in the case of a transmission line which transports gas in conformity with §192.625 without an odor or odorant, leakage surveys using leak detector equipment must be conducted—

(a) In Class 3 locations, at intervals not exceeding 7½ months, but at least twice each calendar year; and

(b) In Class 4 locations, at intervals not exceeding 4½ months, but at least four times each calendar year.

[Amdt. 192-21, 40 FR 20283, May 9, 1975, as amended by Amdt. 192-43, 47 FR 46850, Oct. 21, 1982; Amdt. 192-71, 59 FR 6575, Feb. 11, 1994]

**PART 192 – TRANSPORTATION OF NATURAL AND OTHER GAS BY  
PIPELINE: MINIMUM FEDERAL SAFETY STANDARDS**

**§192.707 Line markers for mains and transmission lines.**

(a) *Buried pipelines.* Except as provided in paragraph (b) of this section, a line marker must be placed and maintained as close as practical over each buried main and transmission line:

(1) At each crossing of a public road and railroad; and

(2) Wherever necessary to identify the location of the transmission line or main to reduce the possibility of damage or interference.

(b) *Exceptions for buried pipelines.* Line markers are not required for the following pipelines:

(1) Mains and transmission lines located offshore, or at crossings of or under waterways and other bodies of water.

(2) Mains in Class 3 or Class 4 locations where a damage prevention program is in effect under §192.614.

(3) Transmission lines in Class 3 or 4 locations until March 20, 1996.

(4) Transmission lines in Class 3 or 4 locations where placement of a line marker is impractical.

(c) *Pipelines above ground.* Line markers must be placed and maintained along each section of a main and transmission line that is located above ground in an area accessible to the public.

(d) *Marker warning.* The following must be written legibly on a background of sharply contrasting color on each line marker:

(1) The word "Warning," "Caution," or "Danger" followed by the words "Gas (or name of gas transported) Pipeline" all of which, except for markers in heavily developed urban areas, must be in letters at least 1 inch (25 millimeters) high with ¼ inch (6.4 millimeters) stroke.

(2) The name of the operator and telephone number (including area code) where the operator can be reached at all times.

[Part 192 - Org., Aug. 19, 1970, as amended by Amdt. 192-20, 40 FR 13505, Mar. 27, 1975; Amdt. 192-20A, 41 FR 56808, Dec. 30, 1976; Amdt. 192-27, 41 FR 39752, Aug. 16, 1976; Amdt. 192-40, 47 FR 13818, Apr. 1, 1982; Amdt. 192-44, 48 FR 25206, June 6, 1983; Amdt. 192-73, 60 FR 14646, Mar. 20, 1995; Amdt. 192-85, 63 FR 37500, July 13, 1998]

**§192.709 Transmission lines: Record-keeping.**

Each operator shall maintain the following records for transmission lines for the periods specified:

(a) The date, location, and description of each repair made to pipe (including pipe-to-pipe connections) must be retained for as long as the pipe remains in service.

(b) The date, location, and description of each repair made to parts of the pipeline system other than pipe must be retained for at least 5 years. However, repairs generated by patrols, surveys, inspections, or tests required by subparts L and M of this part must be retained in accordance with paragraph (c) of this section.

(c) A record of each patrol, survey, inspection, and test required by subparts L and M of this part must be retained for at least 5 years or until the next patrol, survey, inspection, or test is completed, whichever is longer.

[Part 192 - Org., Aug. 19, 1970 as amended by Amdt. 192-78, 61 FR 28770, June 6, 1996]

**PART 192 – TRANSPORTATION OF NATURAL AND OTHER GAS BY  
PIPELINE: MINIMUM FEDERAL SAFETY STANDARDS**

**§192.711 Transmission lines: General requirements for repair procedures.**

(a) *Temporary repairs.* Each operator shall take immediate temporary measures to protect the public whenever:

(1) A leak, imperfection, or damage that impairs its serviceability is found in a segment of steel transmission line operating at or above 40 percent of the SMYS; and

(2) It is not feasible to make a permanent repair at the time of discovery.

(b) *Permanent repairs.* An operator must make permanent repairs on its pipeline system according to the following:

(1) Non integrity management repairs: The operator must make permanent repairs as soon as feasible.

(2) Integrity management repairs: When an operator discovers a condition on a pipeline covered under Subpart O-Gas Transmission Pipeline Integrity Management, the operator must remediate the condition as prescribed by §192.933(d).

(c) *Welded patch.* Except as provided in §192.717(b)(3), no operator may use a welded patch as a means of repair.

[Part 192 - Org., Aug. 19, 1970, as amended by Amdt. 192-27B, 45 FR 3272, Jan. 17, 1980; Amdt. 192-88, 64 FR 69660, Dec. 14, 1999 ; Amdt. 192-114, 74 FR 48593, Aug 11, 2010]

**§192.713 Transmission lines: Permanent field repair of imperfections and damages.**

(a) Each imperfection or damage that impairs the serviceability of pipe in a steel transmission line operating at or above 40 percent of SMYS must be--

(1) Removed by cutting out and replacing a cylindrical piece of pipe; or

(2) Repaired by a method that reliable engineering tests and analyses show can permanently restore the serviceability of the pipe.

(b) Operating pressure must be at a safe level during repair operations.

[Part 192 - Org., Aug. 19, 1970, as amended by Amdt. 192-27, 41 FR 34598, Aug. 16, 1976; Amdt. 192-88, 64 FR 69660, Dec. 14, 1999]

**§192.715 Transmission lines: Permanent field repair of welds.**

Each weld that is unacceptable under §192.241(c) must be repaired as follows:

(a) If it is feasible to take the segment of transmission line out of service, the weld must be repaired in accordance with the applicable requirements of §192.245.

(b) A weld may be repaired in accordance with §192.245 while the segment of transmission line is in service if:

(1) The weld is not leaking;

(2) The pressure in the segment is reduced so that it does not produce a stress that is more than 20 percent of the SMYS of the pipe; and

(3) Grinding of the defective area can be limited so that at least 1/8-inch (3.2 millimeters) thickness in the pipe weld remains.

(c) A defective weld which cannot be repaired in accordance with paragraph (a) or (b) of this section must be repaired by installing a full encirclement welded split sleeve of appropriate design.

[Part 192 - Org., Aug. 19, 1970 as amended by Amdt. 192-85, 63 FR 37500, July 13, 1998]

**PART 192 – TRANSPORTATION OF NATURAL AND OTHER GAS BY  
PIPELINE: MINIMUM FEDERAL SAFETY STANDARDS**

**§192.717 Transmission lines: Permanent field repair of leaks.**

Each permanent field repair of a leak on a transmission line must be made by--

- (a) Removing the leak by cutting out and replacing a cylindrical piece of pipe; or
- (b) Repairing the leak by one of the following methods:

- (1) Install a full encirclement welded split sleeve of appropriate design, unless the transmission line is joined by mechanical couplings and operates at less than 40 percent of SMYS.

- (2) If the leak is due to a corrosion pit, install a properly designed bolt-on-leak clamp.

- (3) If the leak is due to a corrosion pit and on pipe of not more than 40,000 psi (267 Mpa) SMYS, fillet weld over the pitted area a steel plate patch with rounded corners, of the same or greater thickness than the pipe, and not more than one-half of the diameter of the pipe in size.

- (4) If the leak is on a submerged offshore pipeline or submerged pipeline in inland navigable waters, mechanically apply a full encirclement split sleeve of appropriate design.

- (5) Apply a method that reliable engineering tests and analyses show can permanently restore the serviceability of the pipe.

[Part 192 - Org., Aug. 19, 1970, as amended by Amdt. 192-11, 37 FR 21816, Oct. 14, 1972; Amdt. 192-27, 41 FR 34598, Aug. 16, 1976; Amdt. 192-85, 63 FR 37500, July 13, 1998; Amdt. 192-88, 64 FR 69660, Dec. 14, 1999]

**§192.719 Transmission lines:  
Testing of repairs.**

(a) Testing of replacement pipe. If a segment of transmission line is repaired by

cutting out the damaged portion of the pipe as a cylinder, the replacement pipe must be tested to the pressure required for a new line installed in the same location. This test may be made on the pipe before it is installed.

(b) Testing of repairs made by welding. Each repair made by welding in accordance with §§ 192.713, 192.715, and 192.717 must be examined in accordance with §192.241.

[Part 192 - Org., Aug. 19, 1970, as amended by Amdt. 192-54, 51 FR 41634, Nov. 18, 1986]

**§192.721 Distribution systems: Patrolling.**

(a) The frequency of patrolling mains must be determined by the severity of the conditions which could cause failure or leakage, and the consequent hazards to public safety.

(b) Mains in places or on structures where anticipated physical movement or external loading could cause failure or leakage must be patrolled--

- (1) In business districts, at intervals not exceeding 4½ months, but at least four times each calendar year; and

- (2) Outside business districts, at intervals not exceeding 7½ months, but at least twice each calendar year.

[Part 192 - Org., Aug. 19, 1970, as amended by Amdt. 192-43, 47 FR 46850, Oct. 21, 1982; Amdt. 192-78, 61 FR 28770, June 6, 1996]

**PART 192 – TRANSPORTATION OF NATURAL AND OTHER GAS BY  
PIPELINE: MINIMUM FEDERAL SAFETY STANDARDS**

**§192.723 Distribution systems: Leakage surveys.**

(a) Each operator of a distribution system shall conduct periodic leakage surveys in accordance with this section.

(b) The type and scope of the leakage control program must be determined by the nature of the operations and the local conditions, but it must meet the following minimum requirements:

(1) A leakage survey with leak detector equipment must be conducted in business districts, including tests of the atmosphere in gas, electric, telephone, sewer, and water system manholes, at cracks in pavement and sidewalks, and at other locations providing an opportunity for finding gas leaks, at intervals not exceeding 15 months, but at least once each calendar year.

(2) A leakage survey with leak detector equipment must be conducted outside business districts as frequently as necessary, but at least once every 5 calendar years at intervals not exceeding 63 months. However, for cathodically unprotected distribution lines subject to §192.465(e) on which electrical surveys for corrosion are impractical, a leakage survey must be conducted at least once every 3 calendar years at intervals not exceeding 39 months.

[Part 192 - Org., Aug. 19, 1970, as amended by Amdt. 192-43, 47 FR 46850, Oct. 21, 1982; Amdt. 192-70, 58 FR 54524, Oct. 22, 1993; Amdt. 192-71, 59 FR 6575, Feb. 11, 1994; Amdt. 192-94, 69 FR 32886, June 14, 2004; Amdt. 192-94A, 69 FR 54591, Sept. 9, 2004]

**§192.725 Test requirements for reinstating service lines.**

(a) Except as provided in paragraph (b) of this section, each disconnected service line must be tested in the same manner as a new service line, before being reinstated.

(b) Each service line temporarily disconnected from the main must be tested from the point of disconnection to the service line valve in the same manner as a new service line, before reconnecting. However, if provisions are made to maintain continuous service, such as by installation of a bypass, any part of the original service line used to maintain continuous service need not be tested.

[Part 192 - Org., Aug. 19, 1970]

**§192.727 Abandonment or deactivation of facilities.**

(a) Each operator shall conduct abandonment or deactivation of pipelines in accordance with the requirements of this section.

(b) Each pipeline abandoned in place must be disconnected from all sources and supplies of gas; purged of gas; in the case of offshore pipelines, filled with water or inert materials; and sealed at the ends. However, the pipeline need not be purged when the volume of gas is so small that there is no potential hazard.

(c) Except for service lines, each inactive pipeline that is not being maintained under this part must be disconnected from all sources and supplies of gas; purged of gas; in the case of offshore pipelines, filled with water or inert materials; and sealed at the ends. However, the pipeline need not be purged when the volume of gas is so small that there is no potential hazard.



**PART 192 – TRANSPORTATION OF NATURAL AND OTHER GAS BY  
PIPELINE: MINIMUM FEDERAL SAFETY STANDARDS**

(d) Whenever service to a customer is discontinued, one of the following must be complied with:

(1) The valve that is closed to prevent the flow of gas to the customer must be provided with a locking device or other means designed to prevent the opening of the valve by persons other than those authorized by the operator.

(2) A mechanical device or fitting that will prevent the flow of gas must be installed in the service line or in the meter assembly.

(3) The customer's piping must be physically disconnected from the gas supply and the open pipe ends sealed.

(e) If air is used for purging, the operator shall insure that a combustible mixture is not present after purging.

(f) Each abandoned vault must be filled with a suitable compacted material.

(g) For each abandoned offshore pipeline facility or each abandoned onshore pipeline facility that crosses over, under or through a commercially navigable waterway, the last operator of that facility must file a report upon abandonment of that facility.

(1) The preferred method to submit data on pipeline facilities abandoned after October 10, 2000 is to the National Pipeline Mapping System (NPMS) in accordance with the NPMS "Standards for Pipeline and Liquefied Natural Gas Operator Submissions." To obtain a copy of the NPMS Standards, please refer to the NPMS homepage at [www.npms.PHMSA.dot.gov](http://www.npms.PHMSA.dot.gov) or contact the NPMS National Repository at 703-317-3073. A digital data format is preferred, but hard copy submissions are acceptable if they comply with the NPMS Standards. In addition to the NPMS-required attributes, operators must submit the date of abandonment, diameter, method of abandonment, and certification that, to the best of the operator's knowledge, all of

the reasonably available information requested was provided and, to the best of the operator's knowledge, the abandonment was completed in accordance with applicable laws. Refer to the NPMS Standards for details in preparing your data for submission. The NPMS Standards also include details of how to submit data. Alternatively, operators may submit reports by mail, fax or e-mail to the Office of Pipeline Safety, Pipeline and Hazardous Materials Safety Administration, U.S. Department of Transportation, Information Resources Manager, PHP-10, 1200 New Jersey Avenue, SE., Washington, DC 20590-0001; fax (202) 366-4566; e-mail [InformationResourcesManager@PHMSA.dot.gov](mailto:InformationResourcesManager@PHMSA.dot.gov). The information in the report must contain all reasonably available information related to the facility, including information in the possession of a third party. The report must contain the location, size, date, method of abandonment, and a certification that the facility has been abandoned in accordance with all applicable laws.

[Part 192 - Org., Aug. 19, 1970, as amended by Amdt. 192-8, 37 FR 20694, Oct. 3, 1972; Amdt. 192-27, 41 FR 34598, Aug. 16, 1976; Amdt. 192-71, 59 FR 6575, Feb. 11, 1994; Amdt. 192-89, 65 FR 54440, Sept. 8, 2000; Amdt. 192-89A, 65 FR 57861, Sept. 26, 2000; 70 FR 11135, Mar. 8, 2005; Amdt. 192-103c, 72 FR 4655, Feb. 1, 2007; Amdt. 192-[106], 73 FR 16562, Mar. 28, 2008; Amdt. 192-[109], 74 FR 2889, January 16, 2009.]

**§192.729 [Removed]**

[Part 192 - Org., Aug. 19, 1970, as amended by Amdt. 192-71, 59 FR 6575, Feb. 11, 1994]

**PART 192 – TRANSPORTATION OF NATURAL AND OTHER GAS BY  
PIPELINE: MINIMUM FEDERAL SAFETY STANDARDS**

**§192.731 Compressor stations: Inspection and testing of relief devices.**

(a) Except for rupture discs, each pressure relieving device in a compressor station must be inspected and tested in accordance with §§ 192.739 and 192.743, and must be operated periodically to determine that it opens at the correct set pressure.

(b) Any defective or inadequate equipment found must be promptly repaired or replaced.

(c) Each remote control shutdown device must be inspected and tested at intervals not exceeding 15 months, but at least once each calendar year, to determine that it functions properly.

[Part 192 - Org., Aug. 19, 1970, as amended by Amdt. 192-43, 47 FR 46850, Oct. 21, 1982]

**§192.733 [Removed]**

[Part 192 - Org., Aug. 19, 1970, as amended by Amdt. 192-71, 59 FR 6575, Feb. 11, 1994]

**§192.735 Compressor stations:  
Storage of combustible materials.**

(a) Flammable or combustible materials in quantities beyond those required for everyday use, or other than those normally used in compressor buildings, must be stored a safe distance from the compressor building.

(b) Above ground oil or gasoline storage tanks must be protected in accordance with National Fire Protection Association Standard No. 30 NFPA-30 (incorporated by reference, see §192.7).

[Part 192 - Org., Aug. 19, 1970; Amdt. 192-119, 80 FR 168, January 5, 2015]

**§192.736 Compressor stations: Gas detection.**

(a) Not later than September 16, 1996, each compressor building in a compressor station must have a fixed gas detection and alarm system, unless the building is—

(1) Constructed so that at least 50 percent of its upright side area is permanently open; or

(2) Located in an unattended field compressor station of 1,000 horsepower (746 kilowatts) or less.

(b) Except when shutdown of the system is necessary for maintenance under paragraph (c) of this section, each gas detection and alarm system required by this section must—

(1) Continuously monitor the compressor building for a concentration of gas in air of not more than 25 percent of the lower explosive limit; and

(2) If that concentration of gas is detected, warn persons about to enter the building and persons inside the building of the danger.

(c) Each gas detection and alarm system required by this section must be maintained to function properly. The maintenance must include performance tests.

[Amdt. 192-69, 58 FR 48460, Sept. 16, 1993 as amended by Amdt. 192-85, 63 FR 37500, July 13, 1998]

**§192.737 [Removed]**

[Part 192 - Org., Aug. 19, 1970, as amended by Amdt. 192-71, 59 FR 6575, Feb. 11, 1994]

**PART 192 – TRANSPORTATION OF NATURAL AND OTHER GAS BY  
PIPELINE: MINIMUM FEDERAL SAFETY STANDARDS**

**§192.739 Pressure limiting and regulating stations: Inspection and testing.**

(a) Each pressure limiting station, relief device (except rupture discs), and pressure regulating station and its equipment must be subjected at intervals not exceeding 15 months, but at least once each calendar year, to inspections and tests to determine that it is—

- (1) In good mechanical condition;
- (2) Adequate from the standpoint of capacity and reliability of operation for the service in which it is employed;
- (3) Except as provided in paragraph (b) of this section, set to control or relieve at the correct pressure consistent with the pressure limits of §192.201(a); and
- (4) Properly installed and protected from dirt, liquids, or other conditions that might prevent proper operation.

(b) For steel pipelines whose MAOP is determined under §192.619(c), if the MAOP is 60 psi (414 kPa) gage or more, the control or relief pressure limit is as follows:

If the MAOP produces a hoop stress that is:	Then the pressure limit is:
Greater than 72 percent of SMYS	MAOP plus 4 percent.
Unknown as a percentage of SMYS	A pressure that will prevent unsafe operation of the pipeline considering its operating and maintenance history and MAOP.

[Part 192 - Org., Aug. 19, 1970, as amended by Amdt. 192-43, 47 FR 46850, Oct. 21, 1982; Amdt. 192-93, 68 FR 53895, Sept. 15, 2003; Amdt. 192-96, 69 FR 27861, May 17, 2004]

**§192.741 Pressure limiting and regulating stations: Telemetering or recording gauges.**

(a) Each distribution system supplied by more than one district pressure regulating station must be equipped with telemetering or recording pressure gauges to indicate the gas pressure in the district.

(b) On distribution systems supplied by a single district pressure regulating station, the operator shall determine the necessity of installing telemetering or recording gauges in the district, taking into consideration the number of customers supplied, the operating pressures, the capacity of the installation, and other operating conditions.

(c) If there are indications of abnormally high- or low-pressure, the regulator and the auxiliary equipment must be inspected and the necessary measures employed to correct any unsatisfactory operating conditions.

[Part 192 - Org., Aug. 19, 1970]

**§192.743 Pressure limiting and regulating stations: Capacity of relief devices.**

(a) Pressure relief devices at pressure limiting stations and pressure regulating stations must have sufficient capacity to protect the facilities to which they are connected. Except as provided in §192.739(b), the capacity must be consistent with the pressure limits of §192.201(a). This capacity must be determined at intervals not exceeding 15 months, but at least once each calendar year, by testing the devices in place or by review and calculations.

(b) If review and calculations are used to determine if a device has sufficient capacity, the calculated capacity must be compared with the rated or experimentally determined relieving capacity of the device for the conditions under which it operates. After the

**PART 192 – TRANSPORTATION OF NATURAL AND OTHER GAS BY  
PIPELINE: MINIMUM FEDERAL SAFETY STANDARDS**

initial calculations, subsequent calculations need not be made if the annual review documents that parameters have not changed to cause the rated or experimentally determined relieving capacity to be insufficient.

(c) If a relief device is of insufficient capacity, a new or additional device must be installed to provide the capacity required by paragraph (a) of this section.

[Part 192 - Org., Aug. 19, 1970, as amended by Amdt. 192-43, 47 FR 46850, Oct. 21, 1982; and Amdt. 192-55, 51 FR 41633. Nov. 18, 1986; Amdt. 192-93, 68 FR 53895, Sept. 15, 2003; Amdt. 192-96, 69 FR 27861, May 17, 2004]

**§192.745 Valve maintenance: Transmission lines.**

(a) Each transmission line valve that might be required during any emergency must be inspected and partially operated at intervals not exceeding 15 months, but at least once each calendar year.

(b) Each operator must take prompt remedial action to correct any valve found inoperable, unless the operator designates an alternative valve.

[Part 192 - Org., Aug. 19, 1970, as amended by Amdt. 192-43, 47 FR 46850, Oct. 21, 1982; Amdt. 192-93, 68 FR 53895, Sept. 15, 2003]

**§192.747 Valve maintenance: Distribution systems.**

(a) Each valve, the use of which may be necessary for the safe operation of a distribution system, must be checked and serviced at intervals not exceeding 15 months, but at least once each calendar year.

(b) Each operator must take prompt remedial action to correct any valve found inoperable, unless the operator designates an alternative valve.

[Part 192 - Org., Aug. 19, 1970, as amended by Amdt. 192-43, 47 FR 46850, Oct. 21, 1982; Amdt. 192-93, 68 FR 53895, Sept. 15, 2003]

**§192.749 Vault maintenance.**

(a) Each vault housing pressure regulating and pressure limiting equipment, and having a volumetric internal content of 200 cubic feet (5.66 cubic meters) or more, must be inspected at intervals not exceeding 15 months, but at least once each calendar year, to determine that it is in good physical condition and adequately ventilated.

(b) If gas is found in the vault, the equipment in the vault must be inspected for leaks, and any leaks found must be repaired.

(c) The ventilating equipment must also be inspected to determine that it is functioning properly.

(d) Each vault cover must be inspected to assure that it does not present a hazard to public safety.

[Part 192 - Org., Aug. 19, 1970, as amended by Amdt. 192-43, 47 FR 46850, Oct. 21, 1982; Amdt. 192-85, 63 FR 37500, July 13, 1998]

**§192.751 Prevention of accidental ignition.**

Each operator shall take steps to minimize the danger of accidental ignition of gas in any structure or area where the presence of gas constitutes a hazard of fire or explosion, including the following:

**PART 192 – TRANSPORTATION OF NATURAL AND OTHER GAS BY  
PIPELINE: MINIMUM FEDERAL SAFETY STANDARDS**

(a) When a hazardous amount of gas is being vented into open air, each potential source of ignition must be removed from the area and a fire extinguisher must be provided.

(b) Gas or electric welding or cutting may not be performed on pipe or on pipe components that contain a combustible mixture of gas and air in the area of work.

(c) Post warning signs, where appropriate.

[Part 192 - Org., Aug. 19, 1970]

**§192.753 Caulked bell and spigot joints.**

(a) Each cast iron caulked bell and spigot joint that is subject to pressures of more than 25 psi (172kPa) gage must be sealed with:

(1) A mechanical leak clamp; or

(2) A material or device which:

(i) Does not reduce the flexibility of the joint;

(ii) Permanently bonds, either chemically or mechanically, or both, with the bell and spigot metal surfaces or adjacent pipe metal surfaces; and,

(iii) Seals and bonds in a manner that meets the strength, environmental, and chemical compatibility requirements of §§ 192.53(a) and (b) and 192.143.

(b) Each cast iron caulked bell and spigot joint that is subject to pressures of 25 psi (172kPa) gage or less and is exposed for any reason must be sealed by a means other than caulking.

[Part 192 - Org., Aug. 19, 1970, as amended by Amdt. 192-43, 47 FR 46850, Oct. 21, 1982; Amdt. 192-85, 63 FR 37500, July 13, 1998; Amdt. 192-93, 68 FR 53895, Sept. 15, 2003]

**§192.755 Protecting cast-iron pipelines.**

When an operator has knowledge that the support for a segment of a buried cast-iron pipeline is disturbed:

(a) That segment of the pipeline must be protected, as necessary, against damage during the disturbance by:

(1) Vibrations from heavy construction equipment, trains, trucks, buses, or blasting;

(2) Impact forces by vehicles;

(3) Earth movement;

(4) Apparent future excavations near the pipeline; or

(5) Other foreseeable outside forces which may subject that segment of the pipeline to bending stress.

(b) As soon as feasible, appropriate steps must be taken to provide permanent protection for the disturbed segment from damage that might result from external loads, including compliance with applicable requirements of §§ 192.317(a), 192.319, and 192.361 (b)–(d).

[Amdt. 192-23, 41 FR 13589, Mar. 31, 1976]

**§192.761 [Removed]**

[Amdt. 192-90, 67 FR 50824, Aug. 6, 2002 as amended by Amdt. 192-95, 16 FR 69778, Dec. 15, 2003]

**PART 192 – TRANSPORTATION OF NATURAL AND OTHER GAS BY  
PIPELINE: MINIMUM FEDERAL SAFETY STANDARDS**

**Subpart N—Qualification of Pipeline  
Personnel**

**§192.801 Scope.**

(a) This subpart prescribes the minimum requirements for operator qualification of individuals performing covered tasks on a pipeline facility.

(b) For the purpose of this subpart, a covered task is an activity, identified by the operator, that:

- (1) Is performed on a pipeline facility;
- (2) Is an operations or maintenance task;
- (3) Is performed as a requirement of this part; and
- (4) Affects the operation or integrity of the pipeline.

[Amdt. 192-86, 64 FR 46853, Aug. 27, 1999]

**§192.803 Definitions.**

*Abnormal operating condition* means a condition identified by the operator that may indicate a malfunction of a component or deviation from normal operations that may:

- (a) Indicate a condition exceeding design limits; or
- (b) Result in a hazard(s) to persons, property, or the environment.

*Evaluation* means a process, established and documented by the operator, to determine an individual's ability to perform a covered task by any of the following:

- (a) Written examination;
- (b) Oral examination;
- (c) Work performance history review;
- (d) Observation during:
  - (1) Performance on the job,
  - (2) On the job training, or

- (3) Simulations;
- (e) Other forms of assessment.

*Qualified* means that an individual has been evaluated and can:

- (a) Perform assigned covered tasks; and
- (b) Recognize and react to abnormal operating conditions.

[Amdt. 192-86, 64 FR 46853, Aug. 27, 1999 as amended by Amdt. 192-86A, 66 FR 43523, Aug. 20, 2001]

**§192.805 Qualification program.**

Each operator shall have and follow a written qualification program. The program shall include provisions to:

- (a) Identify covered tasks;
- (b) Ensure through evaluation that individuals performing covered tasks are qualified;
- (c) Allow individuals that are not qualified pursuant to this subpart to perform a covered task if directed and observed by an individual that is qualified;
- (d) Evaluate an individual if the operator has reason to believe that the individual's performance of a covered task contributed to an incident as defined in Part 191;
- (e) Evaluate an individual if the operator has reason to believe that the individual is no longer qualified to perform a covered task;

(f) Communicate changes that affect covered tasks to individuals performing those covered tasks;

(g) Identify those covered tasks and the intervals at which evaluation of the individual's qualifications is needed;

(h) After December 16, 2004, provide training, as appropriate, to ensure that individuals performing covered tasks have the necessary knowledge and skills to perform

**PART 192 – TRANSPORTATION OF NATURAL AND OTHER GAS BY  
PIPELINE: MINIMUM FEDERAL SAFETY STANDARDS**

the tasks in a manner that ensures the safe operation of pipeline facilities; and

(i) After December 16, 2004, notify the Administrator or a state agency participating under 49 U.S.C. Chapter 601 if the operator significantly modifies the program after the Administrator or state agency has verified that it complies with this section. Notifications to PHMSA may be submitted by electronic mail to [InformationResourcesManager@dot.gov](mailto:InformationResourcesManager@dot.gov), or by mail to ATTN: Information Resources Manager DOT/PHMSA/OPS, East Building, 2<sup>nd</sup> Floor, E22-321, New Jersey Avenue SE., Washington, DC 20590.

[Amdt. 192-86, 64 FR 46853, Aug. 27, 1999 as amended by Amdt. 192-100, 70 FR 10322, Mar. 3, 2005; Amdt. 192-120, 80 FR 12763, March 11, 2015]

**§192.807 Recordkeeping.**

Each operator shall maintain records that demonstrate compliance with this subpart.

(a) Qualification records shall include:  
(1) Identification of qualified individual(s);

(2) Identification of the covered tasks the individual is qualified to perform;

(3) Date(s) of current qualification; and

(4) Qualification method(s).

(b) Records supporting an individual's current qualification shall be maintained while the individual is performing the covered task. Records of prior qualification and records of individuals no longer performing covered tasks shall be retained for a period of five years.

[Amdt. 192-86, 64 FR 46853, Aug. 27, 1999]

**§192.809 General.**

(a) Operators must have a written qualification program by April 27, 2001. The program must be available for review by the Administrator or by a state agency participating under 49 U.S.C. Chapter 601 if the program is under the authority of that state agency.

(b) Operators must complete the qualification of individuals performing covered tasks by October 28, 2002.

(c) Work performance history review may be used as a sole evaluation method for individuals who were performing a covered task prior to October 26, 1999.

(d) After October 28, 2002, work performance history may not be used as a sole evaluation method.

(e) After December 16, 2004, observation of on-the-job performance may not be used as the sole method of evaluation.

[Amdt. 192-86, 64 FR 46853, Aug. 27, 1999 as amended by Amdt. 192-86A, 66 FR 43523, Aug. 20, 2001; Amdt. 192-100, 70 FR 10322, Mar. 3, 2005]

**PART 192 – TRANSPORTATION OF NATURAL AND OTHER GAS BY  
PIPELINE: MINIMUM FEDERAL SAFETY STANDARDS**

**Subpart O—Gas Transmission Pipeline  
Integrity Management**

**§192.901 What do the regulations in this subpart cover?**

This subpart prescribes minimum requirements for an integrity management program on any gas transmission pipeline covered under this part. For gas transmission pipelines constructed of plastic, only the requirements in §§ 192.917, 192.921, 192.935 and 192.937 apply.

[Amdt. 192-95, 68 FR 69777, December 15, 2003 as amended by Amdt. 192 95A, 69 FR 2307, December 22, 2003]

**§192.903 What definitions apply to this subpart?**

The following definitions apply to this subpart:

*Assessment* is the use of testing techniques as allowed in this subpart to ascertain the condition of a covered pipeline segment.

*Confirmatory direct assessment* is an integrity assessment method using more focused application of the principles and techniques of direct assessment to identify internal and external corrosion in a covered transmission pipeline segment.

*Covered segment or covered pipeline segment* means a segment of gas transmission pipeline located in a high consequence area. The terms gas and transmission line are defined in §192.3.

*Direct assessment* is an integrity assessment method that utilizes a process to

evaluate certain threats (i.e., external corrosion, internal corrosion and stress corrosion cracking) to a covered pipeline segment's integrity. The process includes the gathering and integration of risk factor data, indirect examination or analysis to identify areas of suspected corrosion, direct examination of the pipeline in these areas, and post assessment evaluation.

*High consequence area* means an area established by one of the methods described in paragraphs (1) or (2) as follows:

- (1) An area defined as—
  - (i) A Class 3 location under §192.5; or
  - (ii) A Class 4 location under §192.5; or
  - (iii) Any area in a Class 1 or Class 2 location where the potential impact radius is greater than 660 feet (200 meters), and the area within a potential impact circle contains 20 or more buildings intended for human occupancy; or
  - (iv) Any area in a Class 1 or Class 2 location where the potential impact circle contains an identified site.
- (2) The area within a potential impact circle containing—
  - (i) 20 or more buildings intended for human occupancy, unless the exception in paragraph (4) applies; or
  - (ii) An identified site.
  - (3) Where a potential impact circle is calculated under either method (1) or (2) to establish a high consequence area, the length of the high consequence area extends axially along the length of the pipeline from the outermost edge of the first potential impact circle that contains either an identified site or 20 or more buildings intended for human occupancy to the outermost edge of the last contiguous potential impact circle that contains either an identified site or 20 or more buildings intended for human occupancy. (See Figure E.I.A. in appendix E.)
  - (4) If in identifying a high consequence area under paragraph (1)(iii) of this defini-



**PART 192 – TRANSPORTATION OF NATURAL AND OTHER GAS BY  
PIPELINE: MINIMUM FEDERAL SAFETY STANDARDS**

tion or paragraph (2)(i) of this definition, the radius of the potential impact circle is greater than 660 feet (200 meters), the operator may identify a high consequence area based on a prorated number of buildings intended for human occupancy within a distance 660 feet (200 meters) from the centerline of the pipeline until December 17, 2006. If an operator chooses this approach, the operator must prorate the number of buildings intended for human occupancy based on the ratio of an area with a radius of 660 feet (200 meters) to the area of the potential impact circle (*i.e.*, the prorated number of buildings intended for human occupancy is equal to  $[20 \times (660 \text{ feet [or 200 meters] } / \text{potential impact radius in feet [or meters]})^2]$ ).

**Identified site** means each of the following areas:

(a) An outside area or open structure that is occupied by twenty (20) or more persons on at least 50 days in any twelve (12)-month period. (The days need not be consecutive.) Examples include but are not limited to, beaches, playgrounds, recreational facilities, camping grounds, outdoor theaters, stadiums, recreational areas near a body of water, or areas outside a rural building such as a religious facility); or

(b) A building that is occupied by twenty (20) or more persons on at least five (5) days a week for ten (10) weeks in any twelve (12)-month period. (The days and weeks need not be consecutive.) Examples include, but are not limited to, religious facilities, office buildings, community centers, general stores, 4-H facilities, or roller skating rinks); or

(c) A facility occupied by persons who are confined, are of impaired mobility, or would be difficult to evacuate. Examples include but are not limited to hospitals, prisons, schools, day-care facilities, retirement facilities or assisted-living facilities.

**Potential impact circle** is a circle of radius equal to the potential impact radius (PIR).

**Potential impact radius (PIR)** means the radius of a circle within which the potential failure of a pipeline could have significant impact on people or property. PIR is determined by the formula  $r = 0.69 \times (\text{square root of } (p \times d^2))$ , where 'r' is the radius of a circular area in feet surrounding the point of failure, 'p' is the maximum allowable operating pressure (MAOP) in the pipeline segment in pounds per square inch and 'd' is the nominal diameter of the pipeline in inches.

**Note:** 0.69 is the factor for natural gas. This number will vary for other gases depending upon their heat of combustion. An operator transporting gas other than natural gas must use section 3.2 of ASME/ANSI B31.8S–2001 (Supplement to ASME B31.8; incorporated by reference, see § 192.7) (incorporated by reference, see § 192.7) to calculate the impact radius formula.

**Remediation** is a repair or mitigation activity an operator takes on a covered segment to limit or reduce the probability of an undesired event occurring or the expected consequences from the event.

[Amdt. 192-95, 68 FR 69777, December 15, 2003 as amended by Amdt. 192 95A, 69 FR 2307, December 22, 2003; Amdt. 192-95B, 69 FR 18227, April 6, 2004; Amdt. 192-95C, 69 FR 29903, May 26, 2004; Amdt. 192-103, 71 FR 33402, June 8, 2006; Amdt. 192-103c, 72 FR 4655, Feb. 1, 2007; Amdt. 192-119, 80 FR 168, January 5, 2015]

**PART 192 – TRANSPORTATION OF NATURAL AND OTHER GAS BY  
PIPELINE: MINIMUM FEDERAL SAFETY STANDARDS**

**§192.905 How does an operator identify a high consequence area?**

(a) *General.* To determine which segments of an operator's transmission pipeline system are covered by this subpart, an operator must identify the high consequence areas. An operator must use method (1) or (2) from the definition in §192.903 to identify a high consequence area. An operator may apply one method to its entire pipeline system, or an operator may apply one method to individual portions of the pipeline system. An operator must describe in its integrity management program which method it is applying to each portion of the operator's pipeline system. The description must include the potential impact radius when utilized to establish a high consequence area. (See appendix E.I. for guidance on identifying high consequence areas.)

(b)(1) *Identified sites.* An operator must identify an identified site, for purposes of this subpart, from information the operator has obtained from routine operation and maintenance activities and from public officials with safety or emergency response or planning responsibilities who indicate to the operator that they know of locations that meet the identified site criteria. These public officials could include officials on a local emergency planning commission or relevant Native American tribal officials.

(2) If a public official with safety or emergency response or planning responsibilities informs an operator that it does not have the information to identify an identified site, the operator must use one of the following sources, as appropriate, to identify these sites.

- (i) Visible marking (e.g., a sign); or
- (ii) The site is licensed or registered by a Federal, State, or local government agency; or

(iii) The site is on a list (including a list on an internet web site) or map maintained by or available from a Federal, State, or local government agency and available to the general public.

(c) *Newly identified areas.* When an operator has information that the area around a pipeline segment not previously identified as a high consequence area could satisfy any of the definitions in §192.903, the operator must complete the evaluation using method (1) or (2). If the segment is determined to meet the definition as a high consequence area, it must be incorporated into the operator's baseline assessment plan as a high consequence area within one year from the date the area is identified.

[Amdt. 192-95, 68 FR 69777, December 15, 2003 as amended by Amdt. 192 95A, 69 FR 2307, December 22, 2003]

**§192.907 What must an operator do to implement this subpart?**

(a) *General.* No later than December 17, 2004, an operator of a covered pipeline segment must develop and follow a written integrity management program that contains all the elements described in §192.911 and that addresses the risks on each covered transmission pipeline segment. The initial integrity management program must consist, at a minimum, of a framework that describes the process for implementing each program element, how relevant decisions will be made and by whom, a time line for completing the work to implement the program element, and how information gained from experience will be continuously incorporated into the program. The framework will evolve into a more detailed and comprehensive program. An operator must make continual improvements to the program.

**PART 192 – TRANSPORTATION OF NATURAL AND OTHER GAS BY  
PIPELINE: MINIMUM FEDERAL SAFETY STANDARDS**

(b) *Implementation Standards.* In carrying out this subpart, an operator must follow the requirements of this subpart and of ASME/ANSI B31.8S (incorporated by reference, *see* §192.7) and its appendices, where specified. An operator may follow an equivalent standard or practice only when the operator demonstrates the alternative standard or practice provides an equivalent level of safety to the public and property. In the event of a conflict between this subpart and ASME/ANSI B31.8S, the requirements in this subpart control.

[Amdt. 192-95, 68 FR 69777, December 15, 2003 as amended by Amdt. 192 95A, 69 FR 2307, December 22, 2003; Amdt. 192-103, 71 FR 33402, June 8, 2006]

**§192.909 How can an operator change its integrity management program?**

(a) *General.* An operator must document any change to its program and the reasons for the change before implementing the change.

(b) *Notification.* An operator must notify OPS, in accordance with §192.949, of any change to the program that may substantially affect the program's implementation or may significantly modify the program or schedule for carrying out the program elements. An operator must also notify a State or local pipeline safety authority when either a covered segment is located in a State where OPS has an interstate agent agreement, or an intrastate covered segment is regulated by that State. An operator must provide the notification within 30 days after adopting this type of change into its program.

[Amdt. 192-95, 68 FR 69777, December 15, 2003 as amended by Amdt. 192 95A, 69

FR 2307, December 22, 2003; Amdt. 192-95B, 69 FR 18227, April 6, 2004]

**§192.911 What are the elements of an integrity management program?**

An operator's initial integrity management program begins with a framework (*see* §192.907) and evolves into a more detailed and comprehensive integrity management program, as information is gained and incorporated into the program. An operator must make continual improvements to its program. The initial program framework and subsequent program must, at minimum, contain the following elements. (When indicated, refer to ASME/ANSI B31.8S (incorporated by reference, *see* §192.7) for more detailed information on the listed element.)

(a) An identification of all high consequence areas, in accordance with §192.905.

(b) A baseline assessment plan meeting the requirements of §192.919 and §192.921.

(c) An identification of threats to each covered pipeline segment, which must include data integration and a risk assessment. An operator must use the threat identification and risk assessment to prioritize covered segments for assessment (§192.917) and to evaluate the merits of additional preventive and mitigative measures (§192.935) for each covered segment.

(d) A direct assessment plan, if applicable, meeting the requirements of §192.923, and depending on the threat assessed, of §§ 192.925, 192.927, or 192.929.

(e) Provisions meeting the requirements of §192.933 for remediating conditions found during an integrity assessment.

(f) A process for continual evaluation and assessment meeting the requirements of §192.937.

(g) If applicable, a plan for confirmatory direct assessment meeting the requirements of §192.931.

**PART 192 – TRANSPORTATION OF NATURAL AND OTHER GAS BY  
PIPELINE: MINIMUM FEDERAL SAFETY STANDARDS**

(h) Provisions meeting the requirements of §192.935 for adding preventive and mitigative measures to protect the high consequence area.

(i) A performance plan as outlined in ASME/ANSI B31.8S, section 9 that includes performance measures meeting the requirements of §192.945.

(j) Record keeping provisions meeting the requirements of §192.947.

(k) A management of change process as outlined in ASME/ANSI B31.8S, section 11.

(l) A quality assurance process as outlined in ASME/ANSI B31.8S, section 12.

(m) A communication plan that includes the elements of ASME/ANSI B31.8S, section 10, and that includes procedures for addressing safety concerns raised by—

(1) OPS; and

(2) A State or local pipeline safety authority when a covered segment is located in a State where OPS has an interstate agent agreement.

(n) Procedures for providing (when requested), by electronic or other means, a copy of the operator's risk analysis or integrity management program to—

(1) OPS; and

(2) A State or local pipeline safety authority when a covered segment is located in a State where OPS has an interstate agent agreement.

(o) Procedures for ensuring that each integrity assessment is being conducted in a manner that minimizes environmental and safety risks.

(p) A process for identification and assessment of newly-identified high consequence areas. (See §192.905 and §192.921.)

[Amdt. 192-95, 68 FR 69777, December 15, 2003 as amended by Amdt. 192 95A, 69 FR 2307, December 22, 2003; Amdt. 192-95B, 69 FR 18227, April 6, 2004; Amdt. 192-103, 71 FR 33402, June 8, 2006]

**§192.913 When may an operator deviate its program from certain requirements of this subpart?**

(a) *General.* ASME/ANSI B31.8S (incorporated by reference, *see* §192.7) provides the essential features of a performance-based or a prescriptive integrity management program. An operator that uses a performance-based approach that satisfies the requirements for exceptional performance in paragraph (b) of this section may deviate from certain requirements in this subpart, as provided in paragraph (c) of this section.

(b) *Exceptional performance.* An operator must be able to demonstrate the exceptional performance of its integrity management program through the following actions.

(1) To deviate from any of the requirements set forth in paragraph (c) of this section, an operator must have a performance-based integrity management program that meets or exceed the performance-based requirements of ASME/ANSI B31.8S and includes, at a minimum, the following elements—

(i) A comprehensive process for risk analysis;

(ii) All risk factor data used to support the program;

(iii) A comprehensive data integration process;

(iv) A procedure for applying lessons learned from assessment of covered pipeline segments to pipeline segments not covered by this subpart;

(v) A procedure for evaluating every incident, including its cause, within the operator's sector of the pipeline industry for implications both to the operator's pipeline system and to the operator's integrity management program;

(vi) A performance matrix that demonstrates the program has been effective in

**PART 192 – TRANSPORTATION OF NATURAL AND OTHER GAS BY  
PIPELINE: MINIMUM FEDERAL SAFETY STANDARDS**

ensuring the integrity of the covered segments by controlling the identified threats to the covered segments;

(vii) Semi-annual performance measures beyond those required in §192.945 that are part of the operator's performance plan. (See §192.911(i).) An operator must submit these measures, by electronic or other means, on a semi-annual frequency to OPS in accordance with §192.951; and

(viii) An analysis that supports the desired integrity reassessment interval and the remediation methods to be used for all covered segments.

(2) In addition to the requirements for the performance-based plan, an operator must—

(i) Have completed at least two integrity assessments on each covered pipeline segment the operator is including under the performance-based approach, and be able to demonstrate that each assessment effectively addressed the identified threats on the covered segment.

(ii) Remediate all anomalies identified in the more recent assessment according to the requirements in §192.933, and incorporate the results and lessons learned from the more recent assessment into the operator's data integration and risk assessment.

(c) *Deviation.* Once an operator has demonstrated that it has satisfied the requirements of paragraph (b) of this section, the operator may deviate from the prescriptive requirements of ASME/ANSI B31.8S and of this subpart only in the following instances.

(1) The time frame for reassessment as provided in §192.939 except that reassessment by some method allowed under this subpart (e.g., confirmatory direct assessment) must be carried out at intervals no longer than seven years;

(2) The time frame for remediation as provided in §192.933 if the operator

demonstrates the time frame will not jeopardize the safety of the covered segment.

[Amdt. 192-95, 68 FR 69777, December 15, 2003 as amended by Amdt. 192 95A, 69 FR 2307, December 22, 2003; Amdt. 192-95B, 69 FR 18227, April 6, 2004; Amdt. 192-103, 71 FR 33402, June 8, 2006]

**§192.915 What knowledge and training must personnel have to carry out an integrity management program?**

(a) *Supervisory personnel.* The integrity management program must provide that each supervisor whose responsibilities relate to the integrity management program possesses and maintains a thorough knowledge of the integrity management program and of the elements for which the supervisor is responsible. The program must provide that any person who qualifies as a supervisor for the integrity management program has appropriate training or experience in the area for which the person is responsible.

(b) *Persons who carry out assessments and evaluate assessment results.* The integrity management program must provide criteria for the qualification of any person—

(1) Who conducts an integrity assessment allowed under this subpart; or

(2) Who reviews and analyzes the results from an integrity assessment and evaluation; or

(3) Who makes decisions on actions to be taken based on these assessments.

(c) *Persons responsible for preventive and mitigative measures.* The integrity management program must provide criteria for the qualification of any person—

(1) Who implements preventive and mitigative measures to carry out this subpart, including the marking and locating of buried structures; or

**PART 192 – TRANSPORTATION OF NATURAL AND OTHER GAS BY  
PIPELINE: MINIMUM FEDERAL SAFETY STANDARDS**

(2) Who directly supervises excavation work carried out in conjunction with an integrity assessment.

[Amdt. 192-95, 68 FR 69777, December 15, 2003 as amended by Amdt. 192 95A, 69 FR 2307, December 22, 2003]

**§192.917 How does an operator identify potential threats to pipeline integrity and use the threat identification in its integrity program?**

(a) *Threat identification.* An operator must identify and evaluate all potential threats to each covered pipeline segment. Potential threats that an operator must consider include, but are not limited to, the threats listed in ASME/ANSI B31.8S (incorporated by reference, *see* §192.7), section 2, which are grouped under the following four categories:

(1) Time dependent threats such as internal corrosion, external corrosion, and stress corrosion cracking;

(2) Static or resident threats, such as fabrication or construction defects;

(3) Time independent threats such as third party damage and outside force damage; and

(4) Human error.

(b) *Data gathering and integration.* To identify and evaluate the potential threats to a covered pipeline segment, an operator must gather and integrate existing data and information on the entire pipeline that could be relevant to the covered segment. In performing this data gathering and integration, an operator must follow the requirements in ASME/ANSI B31.8S, section 4. At a minimum, an operator must gather and evaluate the set of data specified in Appendix A to ASME/ANSI B31.8S, and consider both on the covered segment and similar non-covered segments, past incident history,

corrosion control records, continuing surveillance records, patrolling records, maintenance history, internal inspection records and all other conditions specific to each pipeline.

(c) *Risk assessment.* An operator must conduct a risk assessment that follows ASME/ANSI B31.8S, section 5, and considers the identified threats for each covered segment. An operator must use the risk assessment to prioritize the covered segments for the baseline and continual reassessments (§§ 192.919, 192.921, 192.937), and to determine what additional preventive and mitigative measures are needed (§192.935) for the covered segment.

(d) *Plastic transmission pipeline.* An operator of a plastic transmission pipeline must assess the threats to each covered segment using the information in sections 4 and 5 of ASME B31.8S, and consider any threats unique to the integrity of plastic pipe.

(e) *Actions to address particular threats.* If an operator identifies any of the following threats, the operator must take the following actions to address the threat.

(1) *Third party damage.* An operator must utilize the data integration required in paragraph (b) of this section and ASME/ANSI B31.8S, Appendix A7 to determine the susceptibility of each covered segment to the threat of third party damage. If an operator identifies the threat of third party damage, the operator must implement comprehensive additional preventive measures in accordance with §192.935 and monitor the effectiveness of the preventive measures. If, in conducting a baseline assessment under §192.921, or a reassessment under §192.937, an operator uses an internal inspection tool or external corrosion direct assessment, the operator must integrate data from these assessments with data related to any encroachment or foreign line crossing on the covered segment, to define where

**PART 192 – TRANSPORTATION OF NATURAL AND OTHER GAS BY  
PIPELINE: MINIMUM FEDERAL SAFETY STANDARDS**

potential indications of third party damage may exist in the covered segment.

An operator must also have procedures in its integrity management program addressing actions it will take to respond to findings from this data integration.

(2) *Cyclic fatigue.* An operator must evaluate whether cyclic fatigue or other loading condition (including ground movement, suspension bridge condition) could lead to a failure of a deformation, including a dent or gouge, or other defect in the covered segment. An evaluation must assume the presence of threats in the covered segment that could be exacerbated by cyclic fatigue. An operator must use the results from the evaluation together with the criteria used to evaluate the significance of this threat to the covered segment to prioritize the integrity baseline assessment or reassessment.

(3) *Manufacturing and construction defects.* If an operator identifies the threat of manufacturing and construction defects (including seam defects) in the covered segment, an operator must analyze the covered segment to determine the risk of failure from these defects. The analysis must consider the results of prior assessments on the covered segment. An operator may consider manufacturing and construction related defects to be stable defects if the operating pressure on the covered segment has not increased over the maximum operating pressure experienced during the five years preceding identification of the high consequence area. If any of the following changes occur in the covered segment, an operator must prioritize the covered segment as a high risk segment for the baseline assessment or a subsequent reassessment.

(i) Operating pressure increases above the maximum operating pressure experienced during the preceding five years;

(ii) MAOP increases; or

(iii) The stresses leading to cyclic fatigue increase.

(4) *ERW pipe.* If a covered pipeline segment contains low frequency electric resistance welded pipe (ERW), lap welded pipe or other pipe that satisfies the conditions specified in ASME/ANSI B31.8S, Appendices A4.3 and A4.4, and any covered or noncovered segment in the pipeline system with such pipe has experienced seam failure, or operating pressure on the covered segment has increased over the maximum operating pressure experienced during the preceding five years, an operator must select an assessment technology or technologies with a proven application capable of assessing seam integrity and seam corrosion anomalies. The operator must prioritize the covered segment as a high risk segment for the baseline assessment or a subsequent reassessment.

(5) *Corrosion.* If an operator identifies corrosion on a covered pipeline segment that could adversely affect the integrity of the line (conditions specified in §192.933), the operator must evaluate and remediate, as necessary, all pipeline segments (both covered and non-covered) with similar material coating and environmental characteristics. An operator must establish a schedule for evaluating and remediating, as necessary, the similar segments that is consistent with the operator's established operating and maintenance procedures under part 192 for testing and repair.

[Amdt. 192-95, 68 FR 69777, December 15, 2003 as amended by Amdt. 192 95A, 69 FR 2307, December 22, 2003; Amdt. 192-95B, 69 FR 18227, April 6, 2004; Amdt. 192-103, 71 FR 33402, June 8, 2006]

**PART 192 – TRANSPORTATION OF NATURAL AND OTHER GAS BY  
PIPELINE: MINIMUM FEDERAL SAFETY STANDARDS**

**§192.919 What must be in the baseline assessment plan?**

An operator must include each of the following elements in its written baseline assessment plan:

(a) Identification of the potential threats to each covered pipeline segment and the information supporting the threat identification. (See §192.917.);

(b) The methods selected to assess the integrity of the line pipe, including an explanation of why the assessment method was selected to address the identified threats to each covered segment. The integrity assessment method an operator uses must be based on the threats identified to the covered segment. (See §192.917.) More than one method may be required to address all the threats to the covered pipeline segment;

(c) A schedule for completing the integrity assessment of all covered segments, including risk factors considered in establishing the assessment schedule;

(d) If applicable, a direct assessment plan that meets the requirements of §§ 192.923, and depending on the threat to be addressed, of §192.925, §192.927, or §192.929; and

(e) A procedure to ensure that the baseline assessment is being conducted in a manner that minimizes environmental and safety risks.

[Amdt. 192-95, 68 FR 69777, December 15, 2003 as amended by Amdt. 192 95A, 69 FR 2307, December 22, 2003]

**§192.921 How is the baseline assessment to be conducted?**

(a) *Assessment methods.* An operator must assess the integrity of the line pipe in each covered segment by applying one or more of the following methods depending

on the threats to which the covered segment is susceptible. An operator must select the method or methods best suited to address the threats identified to the covered segment (See §192.917).

(1) Internal inspection tool or tools capable of detecting corrosion, and any other threats to which the covered segment is susceptible. An operator must follow ASME/ANSI B31.8S (incorporated by reference, *see* §192.7), section 6.2 in selecting the appropriate internal inspection tools for the covered segment.

(2) Pressure test conducted in accordance with subpart J of this part. An operator must use the test pressures specified in Table 3 of section 5 of ASME/ANSI B31.8S, to justify an extended reassessment interval in accordance with §192.939.

(3) Direct assessment to address threats of external corrosion, internal corrosion, and stress corrosion cracking. An operator must conduct the direct assessment in accordance with the requirements listed in §192.923 and with, as applicable, the requirements specified in §§ 192.925, 192.927 or 192.929;

(4) Other technology that an operator demonstrates can provide an equivalent understanding of the condition of the line pipe. An operator choosing this option must notify the Office of Pipeline Safety (OPS) 180 days before conducting the assessment, in accordance with §192.949. An operator must also notify a State or local pipeline safety authority when either a covered segment is located in a State where OPS has an interstate agent agreement, or an intrastate covered segment is regulated by that State.

(b) *Prioritizing segments.* An operator must prioritize the covered pipeline segments for the baseline assessment according to a risk analysis that considers the potential threats to each covered segment. The risk analysis must comply with the requirements in §192.917.



**PART 192 – TRANSPORTATION OF NATURAL AND OTHER GAS BY  
PIPELINE: MINIMUM FEDERAL SAFETY STANDARDS**

(c) *Assessment for particular threats.* In choosing an assessment method for the baseline assessment of each covered segment, an operator must take the actions required in §192.917(e) to address particular threats that it has identified.

(d) *Time period.* An operator must prioritize all the covered segments for assessment in accordance with §192.917 (c) and paragraph (b) of this section. An operator must assess at least 50% of the covered segments beginning with the highest risk segments, by December 17, 2007. An operator must complete the baseline assessment of all covered segments by December 17, 2012.

(e) *Prior assessment.* An operator may use a prior integrity assessment conducted before December 17, 2002 as a baseline assessment for the covered segment, if the integrity assessment meets the baseline requirements in this subpart and subsequent remedial actions to address the conditions listed in §192.933 have been carried out. In addition, if an operator uses this prior assessment as its baseline assessment, the operator must reassess the line pipe in the covered segment according to the requirements of §192.937 and §192.939.

(f) *Newly identified areas.* When an operator identifies a new high consequence area (see §192.905), an operator must complete the baseline assessment of the line pipe in the newly identified high consequence area within ten (10) years from the date the area is identified.

(g) *Newly installed pipe.* An operator must complete the baseline assessment of a newly-installed segment of pipe covered by this subpart within ten (10) years from the date the pipe is installed. An operator may conduct a pressure test in accordance with paragraph (a)(2) of this section, to satisfy the requirement for a baseline assessment.

(h) *Plastic transmission pipeline.* If the threat analysis required in §192.917(d) on a

plastic transmission pipeline indicates that a covered segment is susceptible to failure from causes other than third-party damage, an operator must conduct a baseline assessment of the segment in accordance with the requirements of this section and of §192.917. The operator must justify the use of an alternative assessment method that will address the identified threats to the covered segment.

[Amdt. 192-95, 68 FR 69777, December 15, 2003 as amended by Amdt. 192 95A, 69 FR 2307, December 22, 2003; Amdt. 192-95B, 69 FR 18227, Apr. 6, 2004; Amdt. 192-103, 71 FR 33402, June 8, 2006]

**§192.923 How is direct assessment used and for what threats?**

(a) *General.* An operator may use direct assessment either as a primary assessment method or as a supplement to the other assessment methods allowed under this subpart. An operator may only use direct assessment as the primary assessment method to address the identified threats of external corrosion (ECDA), internal corrosion (ICDA), and stress corrosion cracking (SCCDA).

(b) *Primary method.* An operator using direct assessment as a primary assessment method must have a plan that complies with the requirements in—

(1) Section 192.925 and ASME/ANSI B31.8S (incorporated by reference, *see* § 192.7); section 6.4, and NACE SP0502 (incorporated by reference, *see* § 192.7), if addressing external corrosion (ECDA).

(2) Section 192.927 and ASME/ANSI B31.8S (incorporated by reference, *see* § 192.7), section 6.4, appendix B2, if addressing internal corrosion (IC).

(3) Section 192.929 and ASME/ANSI B31.8S (incorporated by reference, *see*

**PART 192 – TRANSPORTATION OF NATURAL AND OTHER GAS BY  
PIPELINE: MINIMUM FEDERAL SAFETY STANDARDS**

§ 192.7), appendix A3, if addressing stress corrosion cracking (SCCDA).

(c) *Supplemental method.* An operator using direct assessment as a supplemental assessment method for any applicable threat must have a plan that follows the requirements for confirmatory direct assessment in §192.931.

[Amdt. 192-95, 68 FR 69777, December 15, 2003 as amended by Amdt. 192 95A, 69 FR 2307, December 22, 2003; Amdt. 192-103, 71 FR 33402, June 8, 2006; Amdt. 192-114, 74 FR 48593, Aug 11, 2010; Amdt. 192-119, 80 FR 168, January 5, 2015]

**§192.925 What are the requirements for using External Corrosion Direct Assessment (ECDA)?**

(a) *Definition.* ECDA is a four-step process that combines preassessment, indirect inspection, direct examination, and post assessment to evaluate the threat of external corrosion to the integrity of a pipeline.

(b) *General requirements.* An operator that uses direct assessment to assess the threat of external corrosion must follow the requirements in this section, in ASME/ANSI B31.8S (incorporated by reference, *see* §192.7), section 6.4, and in NACE SP0502-2008 (incorporated by reference, *see* §192.7). An operator must develop and implement a direct assessment plan that has procedures addressing pre-assessment, indirect inspection examination, direct examination, and post-assessment. If the ECDA detects pipeline coating damage, the operator must also integrate the data from the ECDA with other information from the data integration (§192.917(b)) to evaluate the covered segment for the threat of third party damage, and to address the threat as required by §192.917(e)(1).

(1) *Preassessment.* In addition to the requirements in ASME/ANSI B31.8S section 6.4 and NACE SP0502, section 3, the plan's procedures for preassessment must include—

(i) Provisions for applying more restrictive criteria when conducting ECDA for the first time on a covered segment; and

(ii) The basis on which an operator selects at least two different, but complementary indirect assessment tools to assess each ECDA Region. If an operator utilizes an indirect inspection method that is not discussed in Appendix A of NACE SP0502, the operator must demonstrate the applicability, validation basis, equipment used, application procedure, and utilization of data for the inspection method.

(2) *Indirect inspection examination.* In addition to the requirements in ASME/ANSI B31.8S, section 6.4 and NACE SP0502-2008, section 4, the plan's procedures for indirect inspection examination of the ECDA regions must include—

(i) Provisions for applying more restrictive criteria when conducting ECDA for the first time on a covered segment;

(ii) Criteria for identifying and documenting those indications that must be considered for excavation and direct examination. Minimum identification criteria include the known sensitivities of assessment tools, the procedures for using each tool, and the approach to be used for decreasing the physical spacing of indirect assessment tool readings when the presence of a defect is suspected;

(iii) Criteria for defining the urgency of excavation and direct examination of each indication identified during the indirect examination. These criteria must specify how an operator will define the urgency of excavating the indication as immediate, scheduled or monitored; and

(iv) Criteria for scheduling excavation of indications for each urgency level.

**PART 192 – TRANSPORTATION OF NATURAL AND OTHER GAS BY  
PIPELINE: MINIMUM FEDERAL SAFETY STANDARDS**

(3) *Direct examination.* In addition to the requirements in ASME/ANSI B31.8S section 6.4 and NACE SP0502, section 5, the plan's procedures for direct examination of indications from the indirect examination must include—

(i) Provisions for applying more restrictive criteria when conducting ECDA for the first time on a covered segment;

(ii) Criteria for deciding what action should be taken if either:

(A) Corrosion defects are discovered that exceed allowable limits (Section 5.5.2.2 of NACE RP0502), or

(B) Root cause analysis reveals conditions for which ECDA is not suitable (Section 5.6.2 of NACE RP0502);

(iii) Criteria and notification procedures for any changes in the ECDA Plan, including changes that affect the severity classification, the priority of direct examination, and the time frame for direct examination of indications; and

(iv) Criteria that describe how and on what basis an operator will reclassify and reprioritize any of the provisions that are specified in section 5.9 of NACE SP0502.

(4) *Post assessment and continuing evaluation.* In addition to the requirements in ASME/ANSI B31.8S section 6.4 and NACE SP0502, section 6, the plan's procedures for post assessment of the effectiveness of the ECDA process must include—

(i) Measures for evaluating the long-term effectiveness of ECDA in addressing external corrosion in covered segments; and

(ii) Criteria for evaluating whether conditions discovered by direct examination of indications in each ECDA region indicate a need for reassessment of the covered segment at an interval less than that specified in § 192.939. (See Appendix D of NACE SP0502.)

[Amdt. 192-95, 68 FR 69777, December 15, 2003 as amended by Amdt. 192 95A, 69

FR 2307, December 22, 2003; Amdt. 192-95C, 69 FR 29903, May 26, 2004; Amdt. 192-103, 71 FR 33402, June 8, 2006 ; Amdt. 192-114, 74 FR 48593, Aug 11, 2010; Amdt. 192-119, 80 FR 168, January 5, 2015; Amdt. 192-120, 80 FR 12763, March 11, 2015]

**§192.927 What are the requirements for using Internal Corrosion Direct Assessment (ICDA)?**

(a) *Definition.* Internal Corrosion Direct Assessment (ICDA) is a process an operator uses to identify areas along the pipeline where fluid or other electrolyte introduced during normal operation or by an upset condition may reside, and then focuses direct examination on the locations in covered segments where internal corrosion is most likely to exist. The process identifies the potential for internal corrosion caused by microorganisms, or fluid with CO<sub>2</sub>, O<sub>2</sub>, hydrogen sulfide or other contaminants present in the gas.

(b) *General requirements.* An operator using direct assessment as an assessment method to address internal corrosion in a covered pipeline segment must follow the requirements in this section and in ASME/ANSI B31.8S (incorporated by reference, *see* §192.7), section 6.4 and appendix B2. The ICDA process described in this section applies only for a segment of pipe transporting nominally dry natural gas, and not for a segment with electrolyte nominally present in the gas stream. If an operator uses ICDA to assess a covered segment operating with electrolyte present in the gas stream, the operator must develop a plan that demonstrates how it will conduct ICDA in the segment to effectively address internal corrosion, and must provide notification in accordance with §192.921 (a)(4) or §192.937(c)(4).

**PART 192 – TRANSPORTATION OF NATURAL AND OTHER GAS BY  
PIPELINE: MINIMUM FEDERAL SAFETY STANDARDS**

(c) *The ICDA plan.* An operator must develop and follow an ICDA plan that provides for preassessment, identification of ICDA regions and excavation locations, detailed examination of pipe at excavation locations, and post-assessment evaluation and monitoring.

(1) *Preassessment.* In the preassessment stage, an operator must gather and integrate data and information needed to evaluate the feasibility of ICDA for the covered segment, and to support use of a model to identify the locations along the pipe segment where electrolyte may accumulate, to identify ICDA regions, and to identify areas within the covered segment where liquids may potentially be entrained. This data and information includes, but is not limited to—

(i) All data elements listed in appendix A2 of ASME/ANSI B31.8S;

(ii) Information needed to support use of a model that an operator must use to identify areas along the pipeline where internal corrosion is most likely to occur. (See paragraph (a) of this section.) This information, includes, but is not limited to, location of all gas input and withdrawal points on the line; location of all low points on covered segments such as sags, drips, inclines, valves, manifolds, dead-legs, and traps; the elevation profile of the pipeline in sufficient detail that angles of inclination can be calculated for all pipe segments; and the diameter of the pipeline, and the range of expected gas velocities in the pipeline;

(iii) Operating experience data that would indicate historic upsets in gas conditions, locations where these upsets have occurred, and potential damage resulting from these upset conditions; and

(iv) Information on covered segments where cleaning pigs may not have been used or where cleaning pigs may deposit electrolytes.

(2) *ICDA region identification.* An operator's plan must identify where all ICDA

Regions are located in the transmission system, in which covered segments are located. An ICDA Region extends from the location where liquid may first enter the pipeline and encompasses the entire area along the pipeline where internal corrosion may occur and where further evaluation is needed. An ICDA Region may encompass one or more covered segments. In the identification process, an operator must use the model in GRI 02-0057, "Internal Corrosion Direct Assessment of Gas Transmission Pipelines—Methodology," (incorporated by reference, see §192.7). An operator may use another model if the operator demonstrates it is equivalent to the one shown in GRI 02-0057. A model must consider changes in pipe diameter, locations where gas enters a line (potential to introduce liquid) and locations down stream of gas draw-offs (where gas velocity is reduced) to define the critical pipe angle of inclination above which water film cannot be transported by the gas.

(3) *Identification of locations for excavation and direct examination.* An operator's plan must identify the locations where internal corrosion is most likely in each ICDA region. In the location identification process, an operator must identify a minimum of two locations for excavation within each ICDA Region within a covered segment and must perform a direct examination for internal corrosion at each location, using ultrasonic thickness measurements, radiography, or other generally accepted measurement technique. One location must be the low point (e.g., sags, drips, valves, manifolds, dead-legs, traps) within the covered segment nearest to the beginning of the ICDA Region. The second location must be further downstream, within a covered segment, near the end of the ICDA Region. If corrosion exists at either location, the operator must—

**PART 192 – TRANSPORTATION OF NATURAL AND OTHER GAS BY  
PIPELINE: MINIMUM FEDERAL SAFETY STANDARDS**

(i) Evaluate the severity of the defect (remaining strength) and remediate the defect in accordance with §192.933;

(ii) As part of the operator's current integrity assessment either perform additional excavations in each covered segment within the ICDA region, or use an alternative assessment method allowed by this subpart to assess the line pipe in each covered segment within the ICDA region for internal corrosion; and

(iii) Evaluate the potential for internal corrosion in all pipeline segments (both covered and non-covered) in the operator's pipeline system with similar characteristics to the ICDA region containing the covered segment in which the corrosion was found, and as appropriate, remediate the conditions the operator finds in accordance with §192.933.

(4) *Post-assessment evaluation and monitoring.* An operator's plan must provide for evaluating the effectiveness of the ICDA process and continued monitoring of covered segments where internal corrosion has been identified. The evaluation and monitoring process includes—

(i) Evaluating the effectiveness of ICDA as an assessment method for addressing internal corrosion and determining whether a covered segment should be reassessed at more frequent intervals than those specified in §192.939. An operator must carry out this evaluation within a year of conducting an ICDA; and

(ii) Continually monitoring each covered segment where internal corrosion has been identified using techniques such as coupons, UT sensors or electronic probes, periodically drawing off liquids at low points and chemically analyzing the liquids for the presence of corrosion products. An operator must base the frequency of the monitoring and liquid analysis on results from all integrity assessments that have been conducted in accordance with the re-

quirements of this subpart, and risk factors specific to the covered segment. If an operator finds any evidence of corrosion products in the covered segment, the operator must take prompt action in accordance with one of the two following required actions and remediate the conditions the operator finds in accordance with §192.933.

(A) Conduct excavations of covered segments at locations downstream from where the electrolyte might have entered the pipe; or

(B) Assess the covered segment using another integrity assessment method allowed by this subpart.

(5) *Other requirements.* The ICDA plan must also include—

(i) Criteria an operator will apply in making key decisions (e.g., ICDA feasibility, definition of ICDA Regions, conditions requiring excavation) in implementing each stage of the ICDA process;

(ii) Provisions for applying more restrictive criteria when conducting ICDA for the first time on a covered segment and that become less stringent as the operator gains experience; and

(iii) Provisions that analysis be carried out on the entire pipeline in which covered segments are present, except that application of the remediation criteria of §192.933 may be limited to covered segments.

[Amdt. 192-95, 68 FR 69777, December 15, 2003 as amended by Amdt. 192 95A, 69 FR 2307, December 22, 2003; Amdt. 192-95B, 69 FR 18227, April 6, 2004; Amdt. 192-103, 71 FR 33402, June 8, 2006]

**§192.929 What are the requirements for using Direct Assessment for Stress Corrosion Cracking (SCCDA)?**

(a) *Definition.* Stress Corrosion Cracking Direct Assessment (SCCDA) is a pro-

**PART 192 – TRANSPORTATION OF NATURAL AND OTHER GAS BY  
PIPELINE: MINIMUM FEDERAL SAFETY STANDARDS**

cess to assess a covered pipe segment for the presence of SCC primarily by systematically gathering and analyzing excavation data for pipe having similar operational characteristics and residing in a similar physical environment.

(b) *General requirements.* An operator using direct assessment as an integrity assessment method to address stress corrosion cracking in a covered pipeline segment must have a plan that provides, at minimum, for—

(1) Data gathering and integration. An operator's plan must provide for a systematic process to collect and evaluate data for all covered segments to identify whether the conditions for SCC are present and to prioritize the covered segments for assessment. This process must include gathering and evaluating data related to SCC at all sites an operator excavates during the conduct of its pipeline operations where the criteria in ASME/ANSI B31.8S (incorporated by reference, *see* §192.7), appendix A3.3 indicate the potential for SCC. This data includes at minimum, the data specified in ASME/ANSI B31.8S, appendix A3.

(2) Assessment method. The plan must provide that if conditions for SCC are identified in a covered segment, an operator must assess the covered segment using an integrity assessment method specified in ASME/ANSI B31.8S, appendix A3, and remediate the threat in accordance with ASME/ANSI B31.8S, appendix A3, section A3.4.

[Amdt. 192-95, 68 FR 69777, December 15, 2003 as amended by Amdt. 192 95A, 69 FR 2307, December 22, 2003; Amdt. 192-95B, 69 FR 18227, April 6, 2004; Amdt. 192-103, 71 FR 33402, June 8, 2006]

**§192.931 How may Confirmatory Direct Assessment (CDA) be used?**

An operator using the confirmatory direct assessment (CDA) method as allowed in §192.937 must have a plan that meets the requirements of this section and of §§ 192.925 (ECDA) and §192.927 (ICDA).

(a) *Threats.* An operator may only use CDA on a covered segment to identify damage resulting from external corrosion or internal corrosion.

(b) *External corrosion plan.* An operator's CDA plan for identifying external corrosion must comply with §192.925 with the following exceptions.

(1) The procedures for indirect examination may allow use of only one indirect examination tool suitable for the application.

(2) The procedures for direct examination and remediation must provide that—

(i) All immediate action indications must be excavated for each ECDA region; and

(ii) At least one high risk indication that meets the criteria of scheduled action must be excavated in each ECDA region.

(c) *Internal corrosion plan.* An operator's CDA plan for identifying internal corrosion must comply with §192.927 except that the plan's procedures for identifying locations for excavation may require excavation of only one high risk location in each ICDA region.

(d) *Defects requiring near-term remediation.* If an assessment carried out under paragraph (b) or (c) of this section reveals any defect requiring remediation prior to the next scheduled assessment, the operator must schedule the next assessment in accordance with NACE RP 0502 (incorporated by reference *see* §192.7), section 6.2 and 6.3. If the defect requires immediate remediation, then the operator must reduce pressure consistent with §192.933 until the

**PART 192 – TRANSPORTATION OF NATURAL AND OTHER GAS BY  
PIPELINE: MINIMUM FEDERAL SAFETY STANDARDS**

operator has completed reassessment using one of the assessment techniques allowed in §192.937.

[Amdt. 192-95, 68 FR 69777, December 15, 2003 as amended by Amdt. 192 95A, 69 FR 2307, December 22, 2003; Amdt. 192-103, 71 FR 33402, June 8, 2006; Amdt. 192-114, 74 FR 48593, Aug 11, 2010; Amdt. 192-119, 80 FR 168, January 5, 2015]

**§192.933 What actions must be taken to address integrity issues?**

(a) *General requirements.* An operator must take prompt action to address all anomalous conditions the operator discovers through the integrity assessment. In addressing all conditions, an operator must evaluate all anomalous conditions and remediate those that could reduce a pipeline's integrity. An operator must be able to demonstrate that the remediation of the condition will ensure the condition is unlikely to pose a threat to the integrity of the pipeline until the next reassessment of the covered segment.

(1) *Temporary pressure reduction.* If an operator is unable to respond within the time limits for certain conditions specified in this section, the operator must temporarily reduce the operating pressure of the pipeline or take other action that ensures the safety of the covered segment. An operator must determine any temporary reduction in operating pressure required by this section using ASME/ANSI B31G (incorporated by reference, *see* §192.7) Pipeline Research Council, International, PR-3-805 (R-STRENG) (incorporated by reference, *see* § 192.7); or by reducing the operating pressure to a level not exceeding 80 percent of the level at the time the condition was discovered. An operator must notify PHMSA in accordance with § 192.949 if it cannot meet the schedule for

evaluation and remediation required under paragraph (c) of this section and cannot provide safety through a temporary reduction in operating pressure or through another action. An operator must also notify a State pipeline safety authority when either a covered segment is located in a State where PHMSA has an interstate agent agreement or an intrastate covered segment is regulated by that State.

(2) *Long-term pressure reduction.* When a pressure reduction exceeds 365 days, the operator must notify PHMSA under §192.949 and explain the reasons for the remediation delay. This notice must include a technical justification that the continued pressure reduction will not jeopardize the integrity of the pipeline. The operator also must notify a State pipeline safety authority when either a covered segment is located in a State where PHMSA has an interstate agent agreement, or an intrastate covered segment is regulated by that State.

(b) *Discovery of condition.* Discovery of a condition occurs when an operator has adequate information about a condition to determine that the condition presents a potential threat to the integrity of the pipeline. A condition that presents a potential threat includes, but is not limited to, those conditions that require remediation or monitoring listed under paragraphs (d)(1) through (d)(3) of this section. An operator must promptly, but no later than 180 days after conducting an integrity assessment, obtain sufficient information about a condition to make that determination, unless the operator demonstrates that the 180-day period is impracticable.

(c) *Schedule for evaluation and remediation.* An operator must complete remediation of a condition according to a schedule prioritizing the conditions for evaluation and remediation. Unless a special requirement for remediating certain conditions applies, as provided in paragraph (d) of this section, an operator must follow the sched-

**PART 192 – TRANSPORTATION OF NATURAL AND OTHER GAS BY  
PIPELINE: MINIMUM FEDERAL SAFETY STANDARDS**

ule in ASME/ANSI B31.8S (incorporated by reference, see §192.7), section 7, Figure 4. If an operator cannot meet the schedule for any condition, the operator must explain the reasons why it cannot meet the schedule and how the changed schedule will not jeopardize public safety.

(d) *Special requirements for scheduling remediation.*—(1) Immediate repair conditions. An operator's evaluation and remediation schedule must follow ASME/ANSI B31.8S, section 7 in providing for immediate repair conditions. To maintain safety, an operator must temporarily reduce operating pressure in accordance with paragraph (a) of this section or shut down the pipeline until the operator completes the repair of these conditions. An operator must treat the following conditions as immediate repair conditions:

(i) A calculation of the remaining strength of the pipe shows a predicted failure pressure less than or equal to 1.1 times the maximum allowable operating pressure at the location of the anomaly. Suitable remaining strength calculation methods include ASME/ANSI B31G (incorporated by reference, see § 192.7), PRCI PR-3-8-5 (R-STRENG) (incorporated by reference, see § 192.7), or an alternative equivalent method of remaining strength calculation.

(ii) A dent that has any indication of metal loss, cracking or a stress riser.

(iii) An indication or anomaly that in the judgment of the person designated by the operator to evaluate the assessment results requires immediate action.

(2) *One-year conditions.* Except for conditions listed in paragraph (d)(1) and (d)(3) of this section, an operator must remediate any of the following within one year of discovery of the condition:

(i) A smooth dent located between the 8 o'clock and 4 o'clock positions (upper  $\frac{2}{3}$  of the pipe) with a depth greater than 6% of the pipeline diameter (greater than 0.50

inches in depth for a pipeline diameter less than Nominal Pipe Size (NPS) 12).

(ii) A dent with a depth greater than 2% of the pipeline's diameter (0.250 inches in depth for a pipeline diameter less than NPS 12) that affects pipe curvature at a girth weld or at a longitudinal seam weld.

(3) *Monitored conditions.* An operator does not have to schedule the following conditions for remediation, but must record and monitor the conditions during subsequent risk assessments and integrity assessments for any change that may require remediation:

(i) A dent with a depth greater than 6% of the pipeline diameter (greater than 0.50 inches in depth for a pipeline diameter less than NPS 12) located between the 4 o'clock position and the 8 o'clock position (bottom  $\frac{1}{3}$  of the pipe).

(ii) A dent located between the 8 o'clock and 4 o'clock positions (upper  $\frac{2}{3}$  of the pipe) with a depth greater than 6% of the pipeline diameter (greater than 0.50 inches in depth for a pipeline diameter less than Nominal Pipe Size (NPS) 12), and engineering analyses of the dent demonstrate critical strain levels are not exceeded.

(iii) A dent with a depth greater than 2% of the pipeline's diameter (0.250 inches in depth for a pipeline diameter less than NPS 12) that affects pipe curvature at a girth weld or a longitudinal seam weld, and engineering analyses of the dent and girth or seam weld demonstrate critical strain levels are not exceeded. These analyses must consider weld properties.

[Amdt. 192-95, 68 FR 69777, December 15, 2003 as amended by Amdt. 192 95A, 69 FR 2307, December 22, 2003; Amdt. 192-95B, 69 FR 18227, April 6, 2004; Amdt. 192-103, 71 FR 33402, June 8, 2006; Amdt. 192-104, 72 FR 39012, July 17, 2007; Amdt. 192-119, 80 FR 168, January 5, 2015]



**PART 192 – TRANSPORTATION OF NATURAL AND OTHER GAS BY  
PIPELINE: MINIMUM FEDERAL SAFETY STANDARDS**

**§192.935 What additional preventive and mitigative measures must an operator take?**

(a) *General requirements.* An operator must take additional measures beyond those already required by Part 192 to prevent a pipeline failure and to mitigate the consequences of a pipeline failure in a high consequence area. An operator must base the additional measures on the threats the operator has identified to each pipeline segment. (See §192.917) An operator must conduct, in accordance with one of the risk assessment approaches in ASME/ANSI B31.8S (incorporated by reference, see §192.7), section 5, a risk analysis of its pipeline to identify additional measures to protect the high consequence area and enhance public safety. Such additional measures include, but are not limited to, installing Automatic Shut-off Valves or Remote Control Valves, installing computerized monitoring and leak detection systems, replacing pipe segments with pipe of heavier wall thickness, providing additional training to personnel on response procedures, conducting drills with local emergency responders and implementing additional inspection and maintenance programs.

(b) *Third party damage and outside force damage—*(1) *Third party damage.* An operator must enhance its damage prevention program, as required under §192.614 of this part, with respect to a covered segment to prevent and minimize the consequences of a release due to third party damage. Enhanced measures to an existing damage prevention program include, at a minimum—

(i) Using qualified personnel (see §192.915) for work an operator is conducting that could adversely affect the integrity of a covered segment, such as marking, locating, and direct supervision of known excavation work.

(ii) Collecting in a central database information that is location specific on excavation damage that occurs in covered and non covered segments in the transmission system and the root cause analysis to support identification of targeted additional preventative and mitigative measures in the high consequence areas. This information must include recognized damage that is not required to be reported as an incident under part 191.

(iii) Participating in one-call systems in locations where covered segments are present.

(iv) Monitoring of excavations conducted on covered pipeline segments by pipeline personnel. If an operator finds physical evidence of encroachment involving excavation that the operator did not monitor near a covered segment, an operator must either excavate the area near the encroachment or conduct an above ground survey using methods defined in NACE SP0502 (incorporated by reference, see §192.7). An operator must excavate, and remediate, in accordance with ANSI/ASME B31.8S and §192.933 any indication of coating holidays or discontinuity warranting direct examination.

(2) *Outside force damage.* If an operator determines that outside force (e.g., earth movement, floods, unstable suspension bridge) is a threat to the integrity of a covered segment, the operator must take measures to minimize the consequences to the covered segment from outside force damage. These measures include, but are not limited to, increasing the frequency of aerial, foot or other methods of patrols, adding external protection, reducing external stress, and relocating the line.

(c) *Automatic shut-off valves (ASV) or Remote control valves (RCV).* If an operator determines, based on a risk analysis, that an ASV or RCV would be an efficient means of adding protection to a high consequence

**PART 192 – TRANSPORTATION OF NATURAL AND OTHER GAS BY  
PIPELINE: MINIMUM FEDERAL SAFETY STANDARDS**

area in the event of a gas release, an operator must install the ASV or RCV. In making that determination, an operator must, at least, consider the following factors—swiftness of leak detection and pipe shut-down capabilities, the type of gas being transported, operating pressure, the rate of potential release, pipeline profile, the potential for ignition, and location of nearest response personnel.

(d) *Pipelines operating below 30% SMYS.* An operator of a transmission pipeline operating below 30% SMYS located in a high consequence area must follow the requirements in paragraphs (d)(1) and (d)(2) of this section. An operator of a transmission pipeline operating below 30% SMYS located in a Class 3 or Class 4 area but not in a high consequence area must follow the requirements in paragraphs (d)(1), (d)(2) and (d)(3) of this section.

(1) Apply the requirements in paragraphs (b)(1)(i) and (b)(1)(iii) of this section to the pipeline; and

(2) Either monitor excavations near the pipeline, or conduct patrols as required by §192.705 of the pipeline at bi-monthly intervals. If an operator finds any indication of unreported construction activity, the operator must conduct a follow up investigation to determine if mechanical damage has occurred.

(3) Perform semi-annual leak surveys (quarterly for unprotected pipelines or cathodically protected pipe where electrical surveys are impractical).

(e) *Plastic transmission pipeline.* An operator of a plastic transmission pipeline must apply the requirements in paragraphs (b)(1)(i), (b)(1)(iii) and (b)(1)(iv) of this section to the covered segments of the pipeline.

[Amdt. 192-95, 68 FR 69777, December 15, 2003 as amended by Amdt. 192-95A, 69 FR 2307, December 22, 2003; Amdt. 192-

95B, 69 FR 18227, April 6, 2004; Amdt. 192-103, 71 FR 33402, June 8, 2006; Amdt. 192-114, 74 FR 48593, Aug 11, 2010; Amdt. 192-119, 80 FR 168, January 5, 2015]

**§192.937 What is a continual process of evaluation and assessment to maintain a pipeline's integrity?**

(a) *General.* After completing the baseline integrity assessment of a covered segment, an operator must continue to assess the line pipe of that segment at the intervals specified in §192.939 and periodically evaluate the integrity of each covered pipeline segment as provided in paragraph (b) of this section. An operator must reassess a covered segment on which a prior assessment is credited as a baseline under §192.921(e) by no later than December 17, 2009. An operator must reassess a covered segment on which a baseline assessment is conducted during the baseline period specified in §192.921(d) by no later than seven years after the baseline assessment of that covered segment unless the evaluation under paragraph (b) of this section indicates earlier reassessment.

(b) *Evaluation.* An operator must conduct a periodic evaluation as frequently as needed to assure the integrity of each covered segment. The periodic evaluation must be based on a data integration and risk assessment of the entire pipeline as specified in §192.917. For plastic transmission pipelines, the periodic evaluation is based on the threat analysis specified in 192.917(d). For all other transmission pipelines, the evaluation must consider the past and present integrity assessment results, data integration and risk assessment information (§192.917), and decisions about remediation (§192.933) and additional preventive and mitigative actions (§192.935). An operator must use

**PART 192 – TRANSPORTATION OF NATURAL AND OTHER GAS BY  
PIPELINE: MINIMUM FEDERAL SAFETY STANDARDS**

the results from this evaluation to identify the threats specific to each covered segment and the risk represented by these threats.

(c) *Assessment methods.* In conducting the integrity reassessment, an operator must assess the integrity of the line pipe in the covered segment by any of the following methods as appropriate for the threats to which the covered segment is susceptible (see §192.917), or by confirmatory direct assessment under the conditions specified in §192.931.

(1) Internal inspection tool or tools capable of detecting corrosion, and any other threats to which the covered segment is susceptible. An operator must follow ASME/ANSI B31.8S (incorporated by reference, see §192.7), section 6.2 in selecting the appropriate internal inspection tools for the covered segment.

(2) Pressure test conducted in accordance with subpart J of this part. An operator must use the test pressures specified in Table 3 of section 5 of ASME/ANSI B31.8S, to justify an extended reassessment interval in accordance with §192.939.

(3) Direct assessment to address threats of external corrosion, internal corrosion, or stress corrosion cracking. An operator must conduct the direct assessment in accordance with the requirements listed in §192.923 and with as applicable, the requirements specified in §§ 192.925, 192.927 or 192.929;

(4) Other technology that an operator demonstrates can provide an equivalent understanding of the condition of the line pipe. An operator choosing this option must notify the Office of Pipeline Safety (OPS) 180 days before conducting the assessment, in accordance with §192.949. An operator must also notify a State or local pipeline safety authority when either a covered segment is located in a State where OPS has an interstate agent agreement, or an intrastate covered segment is regulated by that State.

(5) Confirmatory direct assessment when used on a covered segment that is scheduled for reassessment at a period longer than seven years. An operator using this reassessment method must comply with §192.931.

[Amdt. 192-95, 68 FR 69777, December 15, 2003 as amended by Amdt. 192 95A, 69 FR 2307, December 22, 2003; Amdt. 192-95B, 69 FR 18227, April 6, 2004; Amdt. 192-103, 71 FR 33402, June 8, 2006]

**§192.939 What are the required reassessment intervals?**

An operator must comply with the following requirements in establishing the reassessment interval for the operator's covered pipeline segments.

(a) *Pipelines operating at or above 30% SMYS.* An operator must establish a reassessment interval for each covered segment operating at or above 30% SMYS in accordance with the requirements of this section. The maximum reassessment interval by an allowable reassessment method is seven years. If an operator establishes a reassessment interval that is greater than seven years, the operator must, within the seven-year period, conduct a confirmatory direct assessment on the covered segment, and then conduct the follow-up reassessment at the interval the operator has established. A reassessment carried out using confirmatory direct assessment must be done in accordance with §192.931. The table that follows this section sets forth the maximum allowed reassessment intervals.

(1) *Pressure test or internal inspection or other equivalent technology.* An operator that uses pressure testing or internal inspection as an assessment method must establish the reassessment interval for a covered pipeline segment by—

**PART 192 – TRANSPORTATION OF NATURAL AND OTHER GAS BY  
PIPELINE: MINIMUM FEDERAL SAFETY STANDARDS**

(i) Basing the interval on the identified threats for the covered segment (see §192.917) and on the analysis of the results from the last integrity assessment and from the data integration and risk assessment required by §192.917; or

(ii) Using the intervals specified for different stress levels of pipeline (operating at or above 30% SMYS) listed in ASME/ANSI B31.8S (incorporated by reference, see § 192.7), section 5, Table 3.

(2) *External Corrosion Direct Assessment.* An operator that uses ECDA that meets the requirements of this subpart must determine the reassessment interval according to the requirements in paragraphs 6.2 and 6.3 of NACE SP0502 (incorporated by reference, see §192.7).

(3) *Internal Corrosion or SCC Direct Assessment.* An operator that uses ICDA or SCCDA in accordance with the requirements of this subpart must determine the reassessment interval according to the following method. However, the reassessment interval cannot exceed those specified for direct assessment in ASME/ANSI B31.8S, section 5, Table 3.

(i) Determine the largest defect most likely to remain in the covered segment and the corrosion rate appropriate for the pipe, soil and protection conditions;

(ii) Use the largest remaining defect as the size of the largest defect discovered in the SCC or ICDA segment; and

(iii) Estimate the reassessment interval as half the time required for the largest defect to grow to a critical size.

(b) *Pipelines Operating Below 30% SMYS.* An operator must establish a reassessment interval for each covered segment operating below 30% SMYS in accordance with the requirements of this section. The maximum reassessment interval by an allowable reassessment method is seven

years. An operator must establish reassessment by at least one of the following—

(1) Reassessment by pressure test, internal inspection or other equivalent technology following the requirements in paragraph (a)(1) of this section except that the stress level referenced in paragraph (a)(1)(ii) of this section would be adjusted to reflect the lower operating stress level. If an established interval is more than seven years, the operator must conduct by the seventh year of the interval either a confirmatory direct assessment in accordance with §192.931, or a low stress reassessment in accordance with §192.941.

(2) Reassessment by ECDA following the requirements in paragraph (a)(2) of this section.

(3) Reassessment by ICDA or SCCDA following the requirements in paragraph (a)(3) of this section.

(4) Reassessment by confirmatory direct assessment at 7-year intervals in accordance with §192.931, with reassessment by one of the methods listed in paragraphs (b)(1) through (b)(3) of this section by year 20 of the interval.

(5) Reassessment by the low stress assessment method at 7-year intervals in accordance with §192.941 with reassessment by one of the methods listed in paragraphs (b)(1) through (b)(3) of this section by year 20 of the interval.

(6) The following table sets forth the maximum reassessment intervals. Also refer to Appendix E.II for guidance on Assessment Methods and Assessment Schedule for Transmission Pipelines Operating Below 30% SMYS. In case of conflict between the rule and the guidance in the Appendix, the requirements of the rule control. An operator must comply with the following requirements in establishing a reassessment interval for a covered segment:

**PART 192 – TRANSPORTATION OF NATURAL AND OTHER GAS BY  
PIPELINE: MINIMUM FEDERAL SAFETY STANDARDS**

**Maximum Reassessment Interval**

Assessment Method	Pipeline operating at or above 50% SMYS	Pipeline operating at or above 30% SMYS, up to 50% SMYS	Pipeline operating below 30% SMYS
Internal Inspection Tool, Pressure Test or Direct Assessment	10 years(*)	15 years(*)	20 years(**)
Confirmatory Direct Assessment	7 years	7 years	7 years
Low Stress Reassessment	Not applicable	Not applicable	7 years + ongoing actions specified in §192.941

(\*) A Confirmatory direct assessment as described in § 192.931 must be conducted by year 7 in a 10-year interval and years 7 and 14 of a 15-year interval.

(\*\*) A low stress reassessment or Confirmatory direct assessment must be conducted by years 7 and 14 of the interval.

[Amdt. 192-95, 68 FR 69777, December 15, 2003 as amended by Amdt. 192 95A, 69 FR 2307, December 22, 2003; Amdt. 192-95B, 69 FR 18227, April 6, 2004; Amdt. 192-103, 71 FR 33402, June 8, 2006; Amdt. 192-114, 74 FR 48593, Aug 11, 2010; Amdt. 192-119, 80 FR 168, January 5, 2015]

**§192.941 What is a low stress reassessment?**

(a) *General.* An operator of a transmission line that operates below 30% SMYS may use the following method to reassess a covered segment in accordance with §192.939. This method of reassessment addresses the threats of external and internal corrosion. The operator must have conducted a baseline assessment of the covered segment in accordance with the requirements of §§ 192.919 and 192.921.

(b) *External corrosion.* An operator must take one of the following actions to address external corrosion on the low stress covered segment.

(1) *Cathodically protected pipe.* To address the threat of external corrosion on cathodically protected pipe in a covered seg-

ment, an operator must perform an electrical survey (i.e. indirect examination tool/method) at least every 7 years on the covered segment. An operator must use the results of each survey as part of an overall evaluation of the cathodic protection and corrosion threat for the covered segment. This evaluation must consider, at minimum, the leak repair and inspection records, corrosion monitoring records, exposed pipe inspection records, and the pipeline environment.

(2) *Unprotected pipe or cathodically protected pipe where electrical surveys are impractical.* If an electrical survey is impractical on the covered segment an operator must—

(i) Conduct leakage surveys as required by §192.706 at 4-month intervals; and

(ii) Every 18 months, identify and remediate areas of active corrosion by evaluating leak repair and inspection records, corrosion

**PART 192 – TRANSPORTATION OF NATURAL AND OTHER GAS BY  
PIPELINE: MINIMUM FEDERAL SAFETY STANDARDS**

monitoring records, exposed pipe inspection records, and the pipeline environment.

(c) *Internal corrosion.* To address the threat of internal corrosion on a covered segment, an operator must—

(1) Conduct a gas analysis for corrosive agents at least once each calendar year;

(2) Conduct periodic testing of fluids removed from the segment. At least once each calendar year test the fluids removed from each storage field that may affect a covered segment; and

(3) At least every seven (7) years, integrate data from the analysis and testing required by paragraphs (c)(1)-(c)(2) with applicable internal corrosion leak records, incident reports, safety-related condition reports, repair records, patrol records, exposed pipe reports, and test records, and define and implement appropriate remediation actions.

[Amdt. 192-95, 68 FR 69777, December 15, 2003 as amended by Amdt. 192 95A, 69 FR 2307, December 22, 2003; Amdt. 192-95B, 69 FR 18227, April 6, 2004]

**§192.943 When can an operator deviate from these reassessment intervals?**

(a) *Waiver from reassessment interval in limited situations.* In the following limited instances, OPS may allow a waiver from a reassessment interval required by §192.939 if OPS finds a waiver would not be inconsistent with pipeline safety.

(1) *Lack of internal inspection tools.* An operator who uses internal inspection as an assessment method may be able to justify a longer reassessment period for a covered segment if internal inspection tools are not available to assess the line pipe. To justify this, the operator must demonstrate that it cannot obtain the internal inspection tools within the required reassessment period and that the actions the operator is taking in the

interim ensure the integrity of the covered segment.

(2) *Maintain product supply.* An operator may be able to justify a longer reassessment period for a covered segment if the operator demonstrates that it cannot maintain local product supply if it conducts the reassessment within the required interval.

(b) *How to apply.* If one of the conditions specified in paragraph (a) (1) or (a) (2) of this section applies, an operator may seek a waiver of the required reassessment interval. An operator must apply for a waiver in accordance with 49 U.S.C. 60118(c), at least 180 days before the end of the required reassessment interval, unless local product supply issues make the period impractical. If local product supply issues make the period impractical, an operator must apply for the waiver as soon as the need for the waiver becomes known.

[Amdt. 192-95, 68 FR 69777, December 15, 2003 as amended by Amdt. 192 95A, 69 FR 2307, December 22, 2003; Amdt. 192-95B, 69 FR 18227, April 6, 2004]

**§192.945 What methods must an operator use to measure program effectiveness?**

(a) *General.* An operator must include in its integrity management program methods to measure whether the program is effective in assessing and evaluating the integrity of each covered pipeline segment and in protecting the high consequence areas. These measures must include the four overall performance measures specified in ASME/ANSI B31.8S (incorporated by reference, see §192.7 of this part), section 9.4, and the specific measures for each identified threat specified in ASME/ANSI B31.8S, Appendix A. An operator must submit the four overall performance measures as part of the annual report required by §191.17 of this subchapter.

**PART 192 – TRANSPORTATION OF NATURAL AND OTHER GAS BY  
PIPELINE: MINIMUM FEDERAL SAFETY STANDARDS**

(b) *External Corrosion Direct assessment.* In addition to the general requirements for performance measures in paragraph (a) of this section, an operator using direct assessment to assess the external corrosion threat must define and monitor measures to determine the effectiveness of the ECDA process. These measures must meet the requirements of §192.925.

[Amdt. 192-95, 68 FR 69777, December 15, 2003 as amended by Amdt. 192 95A, 69 FR 2307, December 22, 2003; Amdt. 192-95B, 69 FR 18227, April 6, 2004; Amdt. 192-103, 71 FR 33402, June 8, 2006; Amdt. 192-115, 75 FR 72878, Nov 26, 2010]

**§192.947 What records must an operator keep?**

An operator must maintain, for the useful life of the pipeline, records that demonstrate compliance with the requirements of this subpart. At minimum, an operator must maintain the following records for review during an inspection.

- (a) A written integrity management program in accordance with §192.907;
- (b) Documents supporting the threat identification and risk assessment in accordance with §192.917;
- (c) A written baseline assessment plan in accordance with §192.919;
- (d) Documents to support any decision, analysis and process developed and used to implement and evaluate each element of the baseline assessment plan and integrity management program. Documents include those developed and used in support of any identification, calculation, amendment, modification, justification, deviation and determination made, and any action taken to implement and evaluate any of the program elements;

(e) Documents that demonstrate personnel have the required training, including a description of the training program, in accordance with §192.915;

(f) Schedule required by §192.933 that prioritizes the conditions found during an assessment for evaluation and remediation, including technical justifications for the schedule.

(g) Documents to carry out the requirements in §§ 192.923 through 192.929 for a direct assessment plan;

(h) Documents to carry out the requirements in §192.931 for confirmatory direct assessment;

(i) Verification that an operator has provided any documentation or notification required by this subpart to be provided to OPS, and when applicable, a State authority with which OPS has an interstate agent agreement, and a State or local pipeline safety authority that regulates a covered pipeline segment within that State.

[Amdt. 192-95, 68 FR 69777, December 15, 2003 as amended by Amdt. 192 95A, 69 FR 2307, December 22, 2003; Amdt. 192-95B, 69 FR 18227, April 6, 2004]

**§192.949 How does an operator notify PHMSA?**

An operator must provide file any notification report required by this subpart by electronically to the Pipeline and Hazardous Materials Safety Administration in accordance with §191.7 of this sub-chapter.

(a) Sending the notification by electronic mail to [InformationResourcesManager@dot.gov](mailto:InformationResourcesManager@dot.gov); or

(b) Sending the notification by mail to ATTN: Information Resources Manager, DOT/PHMSA/OPS, East Building, 2<sup>nd</sup> Floor, E22-321, 1200 New Jersey Ave. SE., Washington, DC 20590.

**PART 192 – TRANSPORTATION OF NATURAL AND OTHER GAS BY  
PIPELINE: MINIMUM FEDERAL SAFETY STANDARDS**

[Amdt. 192-95, 68 FR 69777, December 15, 2003 as amended by Amdt. 192 95A, 69 FR 2307, December 22, 2003; Amdt. 192-100, 70 FR 11135, Mar. 8, 2005; Amdt. 192-103c, 72 FR 4655, Feb. 1, 2007; Amdt. 192-[106], 73 FR 16562, Mar. 28, 2008; Amdt. 192-[109], 74 FR 2889, January 16, 2009; Amdt. 192-115, 75 FR 72878, Nov 26, 2010; Amdt. 192-120, 80 FR 12762, March 11, 2015]

**§192.951 Where does an operator file a report?**

An operator must file any report required by this subpart electronically to the Pipeline and Hazardous Materials Safety Administration in accordance with §191.7 of this subchapter.

[Amdt. 192-95, 68 FR 69777, December 15, 2003 as amended by Amdt. 192 95A, 69 FR 2307, December 22, 2003; Amdt. 192-100, 70 FR 11135, Mar. 8, 2005; Amdt. 192-103c, 72 FR 4655, Feb. 1, 2007; Amdt. 192-[106], 73 FR 16562, Mar. 28, 2008; Amdt. 192-[109], 74 FR 2889, January 16, 2009; Amdt. 192-115, 75 FR 72878, Nov 26, 2010]



**PART 192 – TRANSPORTATION OF NATURAL AND OTHER GAS BY  
PIPELINE: MINIMUM FEDERAL SAFETY STANDARDS**

*Editorial Note: All of Subpart P is new and therefore not underlined.*

**Subpart P—Gas Distribution Pipeline Integrity Management (IM)**

**§192.1001 What definitions apply to this subpart?**

The following definitions apply to this subpart:

*Excavation Damage* means any impact that results in the need to repair or replace an underground facility due to a weakening, or the partial or complete destruction, of the facility, including, but not limited to, the protective coating, lateral support, cathodic protection or the housing for the line device or facility.

*Hazardous Leak* means a leak that represents an existing or probable hazard to persons or property and requires immediate repair or continuous action until the conditions are no longer hazardous.

*Integrity Management Plan or IM Plan* means a written explanation of the mechanisms or procedures the operator will use to implement its integrity management program and to ensure compliance with this subpart.

*Integrity Management Program or IM Program* means an overall approach by an operator to ensure the integrity of its gas distribution system.

*Mechanical fitting* means a mechanical device used to connect sections of pipe. The term “Mechanical fitting” applies only to:

- (1) Stab Type fittings;
- (2) Nut Follower Type fittings;
- (3) Bolted Type fittings; or
- (4) Other Compression Type fittings.

*Small LPG Operator* means an operator of a liquefied petroleum gas (LPG) distribu-

tion pipeline that serves fewer than 100 customers from a single source.

[Amdt. 192-113, 74 FR 63905, Dec. 4, 2009, Amdt. 192-116, 76 FR 5494, February 1, 2011]

**§192.1003 What do the regulations in this subpart cover?**

*General.* This subpart prescribes minimum requirements for an IM program for any gas distribution pipeline covered under this part, including liquefied petroleum gas systems. A gas distribution operator, other than a master meter operator or a small LPG operator, must follow the requirements in Sec. §192.1005-192.1013 of this subpart. A master meter operator or small LPG operator of a gas distribution pipeline must follow the requirements in §192.1015 of this subpart.

[Amdt. 192-113, 74 FR 63905, Dec. 4, 2009]

**§192.1005 What must a gas distribution operator (other than a master meter or small LPG operator) do to implement this subpart?**

No later than August 2, 2011 a gas distribution operator must develop and implement an integrity management program that includes a written integrity management plan as specified in §192.1007.

[Amdt. 192-113, 74 FR 63905, Dec. 4, 2009]

**§192.1007 What are the required elements of an integrity management plan?**

A written integrity management plan must contain procedures for developing and implementing the following elements:

**PART 192 – TRANSPORTATION OF NATURAL AND OTHER GAS BY  
PIPELINE: MINIMUM FEDERAL SAFETY STANDARDS**

(a) *Knowledge.* An operator must demonstrate an understanding of its gas distribution system developed from reasonably available information.

(1) Identify the characteristics of the pipeline's design and operations and the environmental factors that are necessary to assess the applicable threats and risks to its gas distribution pipeline.

(2) Consider the information gained from past design, operations, and maintenance.

(3) Identify additional information needed and provide a plan for gaining that information over time through normal activities conducted on the pipeline (for example, design, construction, operations or maintenance activities).

(4) Develop and implement a process by which the IM program will be reviewed periodically and refined and improved as needed.

(5) Provide for the capture and retention of data on any new pipeline installed. The data must include, at a minimum, the location where the new pipeline is installed and the material of which it is constructed.

(b) *Identify threats.* The operator must consider the following categories of threats to each gas distribution pipeline: Corrosion, natural forces, excavation damage, other outside force damage, material, or welds, equipment failure, incorrect operations, and other concerns that could threaten the integrity of its pipeline. An operator must consider reasonably available information to identify existing and potential threats. Sources of data may include, but are not limited to, incident and leak history, corrosion control records, continuing surveillance records, patrolling records, maintenance history, and excavation damage experience.

(c) *Evaluate and rank risk.* An operator must evaluate the risks associated with its distribution pipeline. In this evaluation, the operator must determine the relative im-

portance of each threat and estimate and rank the risks posed to its pipeline. This evaluation must consider each applicable current and potential threat, the likelihood of failure associated with each threat, and the potential consequences of such a failure. An operator may subdivide its pipeline into regions with similar characteristics (e.g., contiguous areas within a distribution pipeline consisting of mains, services and other appurtenances; areas with common materials or environmental factors), and for which similar actions likely would be effective in reducing risk.

(d) *Identify and implement measures to address risks.* Determine and implement measures designed to reduce the risks from failure of its gas distribution pipeline. These measures must include an effective leak management program (unless all leaks are repaired when found).

(e) *Measure performance, monitor results, and evaluate effectiveness.*

(1) Develop and monitor performance measures from an established baseline to evaluate the effectiveness of its IM program. An operator must consider the results of its performance monitoring in periodically re-evaluating the threats and risks. These performance measures must include the following:

(i) Number of hazardous leaks either eliminated or repaired as required by §192.703(c) of this subchapter (or total number of leaks if all leaks are repaired when found), categorized by cause;

(ii) Number of excavation damages;

(iii) Number of excavation tickets (receipt of information by the underground facility operator from the notification center);

(iv) Total number of leaks either eliminated or repaired, categorized by cause;

(v) Number of hazardous leaks either eliminated or repaired as required by §192.703(c) (or total number of leaks if all leaks are repaired when found), categorized by material; and

**PART 192 – TRANSPORTATION OF NATURAL AND OTHER GAS BY  
PIPELINE: MINIMUM FEDERAL SAFETY STANDARDS**

(vi) Any additional measures the operator determines are needed to evaluate the effectiveness of the operator's IM program in controlling each identified threat.

(f) *Periodic Evaluation and Improvement.* An operator must re-evaluate threats and risks on its entire pipeline and consider the relevance of threats in one location to other areas. Each operator must determine the appropriate period for conducting complete program evaluations based on the complexity of its system and changes in factors affecting the risk of failure. An operator must conduct a complete program re-evaluation at least every five years. The operator must consider the results of the performance monitoring in these evaluations.

(g) *Report results.* Report, on an annual basis, the four measures listed in paragraphs (e)(1)(i) through (e)(1)(iv) of this section, as part of the annual report required by §191.11. An operator also must report the four measures to the state pipeline safety authority if a state exercises jurisdiction over the operator's pipeline.

[Amdt. 192-113, 74 FR 63905, Dec. 4, 2009, Amdt. 192-116, FR 76 5494, Feb 1, 2011]

**§192.1009 What must an operator report when compression couplings fail?**

- (a) Except as provided in paragraph (b) of this section, each operator of a distribution pipeline system must submit a report on each mechanical fitting failure, excluding any failure that results only in a nonhazardous leak, on a Department of Transportation Form PHMSA F-7100.1-2. The report(s) must be submitted in accordance with § 191.12.
- (b) The mechanical fitting failure reporting requirements in paragraph (a) of this section do not apply to the following:

- (1) Master meter operators;
- (2) Small LPG operator as defined in §192.1001; or
- (3) LNG facilities.

[Amdt. 192-116, 76 FR 5494, Feb. 1, 2011]

**§192.1011 What records must an operator keep?**

An operator must maintain records demonstrating compliance with the requirements of this subpart for at least 10 years. The records must include copies of superseded integrity management plans developed under this subpart.

[Amdt. 192-113, 74 FR 63905, Dec. 4, 2009]

**§192.1013 When may an operator deviate from required periodic inspections under this part?**

(a) An operator may propose to reduce the frequency of periodic inspections and tests required in this part on the basis of the engineering analysis and risk assessment required by this subpart.

(b) An operator must submit its proposal to the PHMSA Associate Administrator for Pipeline Safety or, in the case of an intrastate pipeline facility regulated by the State, the appropriate State agency. The applicable oversight agency may accept the proposal on its own authority, with or without conditions and limitations, on a showing that the operator's proposal, which includes the adjusted interval, will provide an equal or greater overall level of safety.

(c) An operator may implement an approved reduction in the frequency of a periodic inspection or test only where the operator has developed and implemented an integrity management program that provides an equal

**PART 192 – TRANSPORTATION OF NATURAL AND OTHER GAS BY  
PIPELINE: MINIMUM FEDERAL SAFETY STANDARDS**

or improved overall level of safety despite the reduced frequency of periodic inspections.

[Amdt. 192-113, 74 FR 63905, Dec. 4, 2009]

**§192.1015 What must a master meter or small liquefied petroleum gas (LPG) operator do to implement this subpart?**

(a) *General.* No later than August 2, 2011 the operator of a master meter system or a small LPG operator must develop and implement an IM program that includes a written IM plan as specified in paragraph (b) of this section. The IM program for these pipelines should reflect the relative simplicity of these types of pipelines.

(b) *Elements.* A written integrity management plan must address, at a minimum, the following elements:

(1) *Knowledge.* The operator must demonstrate knowledge of its pipeline, which, to the extent known, should include the approximate location and material of its pipeline. The operator must identify additional information needed and provide a plan for gaining knowledge over time through normal activities conducted on the pipeline (for example, design, construction, operations or maintenance activities).

(2) *Identify threats.* The operator must consider, at minimum, the following categories of threats (existing and potential): Corrosion, natural forces, excavation damage, other outside force damage, material or weld failure, equipment failure, and incorrect operation.

(3) *Rank risks.* The operator must evaluate the risks to its pipeline and estimate the relative importance of each identified threat.

(4) *Identify and implement measures to mitigate risks.* The operator must determine

and implement measures designed to reduce the risks from failure of its pipeline.

(5) *Measure performance, monitor results, and evaluate effectiveness.* The operator must monitor, as a performance measure, the number of leaks eliminated or repaired on its pipeline and their causes.

(6) *Periodic evaluation and improvement.* The operator must determine the appropriate period for conducting IM program evaluations based on the complexity of its pipeline and changes in factors affecting the risk of failure. An operator must re-evaluate its entire program at least every five years. The operator must consider the results of the performance monitoring in these evaluations.

(c) *Records.* The operator must maintain, for a period of at least 10 years, the following records:

(1) A written IM plan in accordance with this section, including superseded IM plans;

(2) Documents supporting threat identification; and

(3) Documents showing the location and material of all piping and appurtenances that are installed after the effective date of the operator's IM program and, to the extent known, the location and material of all pipe and appurtenances that were existing on the effective date of the operator's program.

[Amdt. 192-113, 74 FR 63905, Dec. 4, 2009]

**PART 192 – TRANSPORTATION OF NATURAL AND OTHER GAS BY  
PIPELINE: MINIMUM FEDERAL SAFETY STANDARDS**

**Appendix A–[Reserved]**

[Part 192 - Org., Aug. 19, 1970, as amended by Amdt. 192-3, 35 FR 17659, Nov. 17, 1970; Amdt. 192-12, 38 FR 4760, Feb. 22, 1973; Amdt. 192-17, 40 FR 6345, Feb. 11, 1975; Amdt. 192-17C, 40 FR 8188, Feb. 26, 1975; Amdt. 192-18, 40 FR 10181, Mar. 5, 1975; Amdt. 192-19, 40 FR 10471, Mar. 6, 1975; Amdt. 192-22, 41 FR 13589, Mar. 31, 1976; Amdt. 192-32, 43 FR 18553, May 1, 1978; Amdt. 192-34, 44 FR 42968, July 23, 1979; Amdt. 192-37, 46 FR 10157, Feb. 2, 1981; Amdt. 192-41, 47 FR 41381, Sept. 20, 1982; Amdt. 192-42, 47 FR 44263, Oct. 7, 1982; Amdt. 192-51, 51 FR 15333, Apr. 23, 1986; Amdt. 192-61, 53 FR 36793, Sept. 22, 1988; Amdt. 192-62, 54 FR 5625, Feb. 6, 1989; Amdt. 192-64, 54 FR 27881, July 3, 1989; Amdt. 192-65, 54 FR 32344, Aug. 7, 1989; Amdt. 192-68, 58 FR 14519, Mar. 18, 1993; Amdt. 192-76, 61 FR 26121, May 24, 1996; Amdt. 192-78, 61 FR 28770, June 6, 1996; Amdt. 192-78C, 61 FR 41019, Aug. 7, 1996; Amdt. 192-84, 63 FR 7721, Feb. 17, 1998; Amdt. 192-84A, 63 FR 38757, July 20, 1998; Amdt. 192-95, 16 FR 69778, Dec. 15, 2003; Amdt. 192-95B, 69 FR 18227, April 6, 2004; Amdt. 192-94, 69 FR 32886, June 14, 2004]

**PART 192 – TRANSPORTATION OF NATURAL AND OTHER GAS BY  
PIPELINE: MINIMUM FEDERAL SAFETY STANDARDS**

**Appendix B—Qualification of Pipe**

*I. Listed Pipe Specification*

ANSI/API Specification 5L—Steel pipe, “Specification for Line Pipe” (incorporated by reference, *see* § 192.7).

ASTM A53/A53M—Steel pipe, “Standard Specification for Pipe, Steel Black and Hot-Dipped, Zinc-Coated, Welded and Seamless” (incorporated by reference, *see* § 192.7).

ASTM A106/A106M—Steel pipe, “Standard Specification for Seamless Carbon Steel Pipe for High Temperature Service” (incorporated by reference, *see* § 192.7)

ASTM A333/A333M—Steel pipe, “Standard Specification for Seamless and Welded Steel Pipe for Low Temperature Service” (incorporated by reference, *see* § 192.7)

ASTM A381—Steel pipe, “Standard specification for Metal-Arc-Welded Steel Pipe for Use with High-Pressure Transmission Systems” (incorporated by reference, *see* § 192.7)

ASTM A671/A671M—Steel pipe, “Standard Specification for Electric-Fusion-Welded Pipe for Atmospheric and Lower Temperatures” (incorporated by reference, *see* § 192.7)

ASTM A672/A672M—Steel pipe, “Standard Specification for Electric-Fusion-Welded Steel Pipe for High-Pressure Service at Moderate Temperatures” (incorporated by reference, *see* § 192.7)

ASTM A691/A691M—Steel pipe, “Standard Specification for Carbon and Alloy Steel Pipe, Electric-Fusion-Welded for High Pressure Service at High Temperatures” (incorporated by reference, *see* § 192.7)

ASTM D2513-99, “Standard Specification for Thermoplastic Gas Pressure Pipe,

Tubing, and Fittings,” (incorporated by reference, *see* § 192.7)

ASTM D2513-09a—Polyethylene thermoplastic piping and tubing, “Standard Specification for Polyethylene (PE) Gas Pressure Pipe, Tubing, and Fittings,” (incorporated by reference, *see* § 192.7).

ASTM D2517—Thermosetting plastic pipe and tubing, “Standard Specification Reinforced Epoxy Resin Gas Pressure Pipe and Fittings,” (incorporated by reference, *see* § 192.7)

*II. Steel pipe of unknown or unlisted specification.*

*A. Bending properties.* For pipe 2 inches (51 millimeters) or less in diameter, a length of pipe must be cold bent through at least 90 degrees around a cylindrical mandrel that has a diameter 12 times the diameter of the pipe, without developing cracks at any portion and without opening the longitudinal weld.

For pipe more than 2 inches (51 millimeters) in diameter, the pipe must meet the requirements of the flattening tests set forth in ASTM A53 ~~ASTM A53/A53M~~, except that the number of tests must be at least equal to the minimum required in paragraph II-D of this appendix to determine yield strength.

*B. Weldability.* A girth weld must be made in the pipe by a welder who is qualified under subpart E of this part. The weld must be made under the most severe conditions under which welding will be allowed in the field and by means of the same procedure that will be used in the field. On pipe more than 4 inches (102 millimeters) in diameter, at least one test weld must be made for each 100 lengths of pipe. On pipe 4 inches (102 millimeters) or less in diameter, at least one test weld must be made for each 400 lengths of pipe. The weld must be tested in accordance with API Standard 1104 (incorporated by reference, *see* § 192.7). If the requirements of API Standard

**PART 192 – TRANSPORTATION OF NATURAL AND OTHER GAS BY  
PIPELINE: MINIMUM FEDERAL SAFETY STANDARDS**

1104 cannot be met, weldability may be established by making chemical tests for carbon and manganese, and proceeding in accordance with section IX of the ASME Boiler and Pressure Vessel Code (incorporated by reference, *see* §192.7). The same number of chemical tests must be made as are required for testing a girth weld.

*C. Inspection.* The pipe must be clean enough to permit adequate inspection. It must be visually inspected to ensure that it is reasonably round and straight and there are no defects which might impair the strength or tightness of the pipe.

*D. Tensile properties.* If the tensile properties of the pipe are not known, the minimum yield strength may be taken as 24,000 p.s.i. (165 MPa) or less, or the tensile properties may be established by performing tensile test as set forth in API Specification 5L (incorporated by reference, *see* §192.7).

Number of Tensile Tests-All Sizes	
10 lengths or less	1 set of tests for each length.
11 to 100 lengths	1 set of tests for each 5 lengths, but not less than 10 tests.
Over 100 lengths	1 set of tests for each 10 lengths but not less than 20 tests.

If the yield-tensile ratio, based on the properties determined by those tests, exceeds 0.85, the pipe may be used only as provided in §192.55(c).

*III. Steel pipe manufactured before November 12, 1970, to earlier editions of listed specifications.* Steel pipe manufactured before November 12, 1970, in accordance with a specification of which a later edition is listed in section I of this appendix, is quali-

fied for use under this part if the following requirements are met:

*A. Inspection.* The pipe must be clean enough to permit adequate inspection. It must be visually inspected to ensure that it is reasonably round and straight and that there are no defects which might impair the strength or tightness of the pipe.

*B. Similarity of specification requirements.* The edition of the listed specification under which the pipe was manufactured must have substantially the same requirements with respect to the following properties as a later edition of that specification listed in section I of this appendix:

- (1) Physical (mechanical) properties of pipe, including yield and tensile strength, elongation, and yield to tensile ratio, and testing requirements to verify those properties.
- (2) Chemical properties of pipe and testing requirements to verify those properties.

*C. Inspection or test of welded pipe.* On pipe with welded seams, one of the following requirements must be met:

- (1) The edition of the listed specification to which the pipe was manufactured must have substantially the same requirements with respect to nondestructive inspection of welded seams and the standards for acceptance or rejection and repair as a later edition of the specification listed in section I of this appendix.
- (2) The pipe must be tested in accordance with Subpart J of this part to at least 1.25 times the maximum allowable operating pressure if it is to be installed in a class 1 location and to at least 1.5 times the maximum allowable operating pressure if it is to be installed in a class 2, 3, or 4 location. Notwithstanding any shorter time period permitted under Subpart J of this part, the test pressure must be maintained for at least 8 hours.

**PART 192 – TRANSPORTATION OF NATURAL AND OTHER GAS BY  
PIPELINE: MINIMUM FEDERAL SAFETY STANDARDS**

[Part 192 - Org., Aug. 19, 1970; as amended by Amdt. 192-3, 35 FR 17659, Nov. 17, 1970; Amdt. 192-12, 38 FR 4760, Feb. 22, 1973; Amdt. 192-19, 40 FR 10471, Mar. 6, 1975; Amdt. 192-22, 41 FR 13589, Mar. 31, 1976; Amdt. 192-32, 43 FR 18553, May 1, 1978; Amdt. 192-37, 46 FR 10157, Feb. 2, 1981; Amdt. 192-41, 47 FR 41381, Sept. 20, 1982; Amdt. 192-51, 51 FR 15333, Apr. 23, 1986; Amdt. 192-62, 54 FR 5625, Feb. 6, 1989; Amdt. 192-65, 54 FR 32344, Aug. 7, 1989; Amdt. 192-68, 58 FR 14519, Mar. 18, 1993; Amdt. 192-76A, 61 FR 36825, July 15, 1996; Amdt. 192-85, 63 FR 37500, July 13, 1998; Amdt. 192-94, 69 FR 32886, June 14, 2004; Amdt. 192-103, 71 FR 33402, June 8, 2006; Amdt. 192-114, 74 FR 48593, Aug 11, 2010; 192-119, 80 FR 168, January 5, 2015]



**PART 192 – TRANSPORTATION OF NATURAL AND OTHER GAS BY  
PIPELINE: MINIMUM FEDERAL SAFETY STANDARDS**

**Appendix C—Qualification of  
Welders for Low Stress Level Pipe**

I. *Basic test.* The test is made on pipe 12 inches (305 millimeters) or less in diameter. The test weld must be made with the pipe in a horizontal fixed position so that the test weld includes at least one section of overhead position welding. The beveling, root opening, and other details must conform to the specifications of the procedure under which the welder is being qualified. Upon completion, the test weld is cut into four coupons and subjected to a root bend test. If, as a result of this test, two or more of the four coupons develop a crack in the weld material, or between the weld material and base metal, that is more than 1/8-inch (3.2 millimeters) long in any direction, the weld is unacceptable. Cracks that occur on the corner of the specimen during testing are not considered. A welder who successfully passes a butt-weld qualification test under this section shall be qualified to weld on all pipe diameters less than or equal to 12 inches.

II. *Additional tests for welders of service line connections to mains.* A service line connection fitting is welded to a pipe section with the same diameter as a typical main. The weld is made in the same position as it is made in the field. The weld is unacceptable if it shows a serious undercutting or if it has rolled edges. The weld is tested by attempting to break the fitting off the run pipe. The weld is unacceptable if it breaks and shows incomplete fusion, overlap, or poor penetration at the junction of the fitting and run pipe.

III. *Periodic tests for welders of small service lines.* Two samples of the welder's work, each about 8 inches (203 millimeters) long with the weld located approximately in

the center, are cut from steel service line and tested as follows:

(1) One sample is centered in a guided bend testing machine and bent to the contour of the die for a distance of 2 inches (51 millimeters) on each side of the weld. If the sample shows any breaks or cracks after removal from the bending machine, it is unacceptable.

(2) The ends of the second sample are flattened and the entire joint subjected to a tensile strength test. If failure occurs adjacent to or in the weld metal, the weld is unacceptable. If a tensile strength testing machine is not available, this sample must also pass the bending test prescribed in subparagraph (1) of this paragraph.

[Part 192 - Org., Aug. 19, 1970 as amended by  
Amdt. 192-85, 63 FR 37500, July 13, 1998;  
Amdt. 192-94, 69 FR 32886, June 14, 2004]

**PART 192 – TRANSPORTATION OF NATURAL AND OTHER GAS BY  
PIPELINE: MINIMUM FEDERAL SAFETY STANDARDS**

**Appendix D—Criteria for Cathodic Protection and Determination of Measurements**

*I. Criteria for cathodic protection—*

**A. Steel, cast iron, and ductile iron structures.**

(1) A negative (cathodic) voltage of at least 0.85 volt, with reference to a saturated copper-copper sulfate half cell. Determination of this voltage must be made with the protective current applied, and in accordance with sections II and IV of this appendix.

(2) A negative (cathodic) voltage shift of at least 300 millivolts. Determination of this voltage shift must be made with the protective current applied, and in accordance with sections II and IV of this appendix. This criterion of voltage shift applies to structures not in contact with metals of different anodic potentials.

(3) A minimum negative (cathodic) polarization voltage shift of 100 millivolts. This polarization voltage shift must be determined in accordance with sections III and IV of this appendix.

(4) A voltage at least as negative (cathodic) as that originally established at the beginning of the Tafel segment of the E-log-I curve. This voltage must be measured in accordance with section IV of this appendix.

(5) A net protective current from the electrolyte into the structure surface as measured by an earth current technique applied at predetermined current discharge (anodic) points of the structure.

**B. Aluminum structures.**

(1) Except as provided in paragraphs (3) and (4) of this paragraph, a minimum negative (cathodic) voltage shift of 150 millivolts, produced by the application of protective current. The voltage shift must be determined in accordance with sections II and IV of this appendix.

(2) Except as provided in paragraphs (3) and (4) of this paragraph, a minimum negative (cathodic) polarization voltage shift of 100 millivolts. This polarization voltage shift must be determined in accordance with sections III and IV of this appendix.

(3) Notwithstanding the alternative minimum criteria in paragraphs (1) and (2) of this paragraph, aluminum, if cathodically protected at voltages in excess of 1.20 volts as measured with reference to a copper-copper sulfate half cell, in accordance with section IV of this appendix, and compensated for the voltage (IR) drops other than those across the structure-electrolyte boundary may suffer corrosion resulting from the build-up of alkali on the metal surface. A voltage in excess of 1.20 volts may not be used unless previous test results indicate no appreciable corrosion will occur in the particular environment.

(4) Since aluminum may suffer from corrosion under high pH conditions, and since application of cathodic protection tends to increase the pH at the metal surface, careful investigation or testing must be made before applying cathodic protection to stop pitting attack on aluminum structures in environments with a natural pH in excess of 8.

**C. Copper structures.** A minimum negative (cathodic) polarization voltage shift of 100 millivolts. This polarization voltage shift must be determined in accordance with sections III and IV of this appendix.

**D. Metals of different anodic potentials.** A negative (cathodic) voltage, measured in accordance with section IV of this appendix, equal to that required for the most anodic metal in the system must be maintained. If amphoteric structures are involved that could be damaged by high alkalinity covered by paragraphs (3) and (4) of paragraph B of this section, they must be electrically isolated with insulating flanges, or the equivalent.

**PART 192 – TRANSPORTATION OF NATURAL AND OTHER GAS BY  
PIPELINE: MINIMUM FEDERAL SAFETY STANDARDS**

II. *Interpretation of voltage measurement.* Voltage (IR) drops other than those across the structure electrolyte boundary must be considered for valid interpretation of the voltage measurement in paragraphs A(1) and (2) and paragraph B(1) of section I of the appendix.

III. *Determination of polarization voltage shift.* The polarization voltage shift must be determined by interrupting the protective current and measuring the polarization decay. When the current is initially interrupted, an immediate voltage shift occurs. The voltage reading after the immediate shift must be used as the base reading from which to measure polarization decay in paragraphs A(3), B(2), and C of section I of this appendix.

IV. *Reference half cells.*

A. Except as provided in paragraphs B and C of this section, negative (cathodic) voltage must be measured between the structure surface and a saturated copper-copper sulfate half cell contacting the electrolyte.

B. Other standard reference half cells may be substituted for the saturated copper-copper sulfate half cell. Two commonly used reference half cells are listed below along with their voltage equivalent to -0.85 volt as referred to a saturated copper-copper sulfate half cell:

(1) Saturated KCl calomel half cell: -0.78 volt.

(2) Silver-silver chloride half cell used in sea water: -0.80 volt.

C. In addition to the standard reference half cells, an alternate metallic material or structure may be used in place of the saturated copper-copper sulfate half cell if its potential stability is assured and if its volt-

age equivalent referred to a saturated copper-copper sulfate half cell is established.

[Amdt. 192-4, 36 FR 12297, June 30, 1971]

## PART 192 – TRANSPORTATION OF NATURAL AND OTHER GAS BY PIPELINE: MINIMUM FEDERAL SAFETY STANDARDS

### Appendix E to Part 192—Guidance on Determining High Consequence Areas and on Carrying Out Requirements in the Integrity Management Rule

#### I. Guidance on Determining a High Consequence Area

To determine which segments of an operator's transmission pipeline system are covered for purposes of the integrity management program requirements, an operator must identify the high consequence areas. An operator must use method (1) or (2) from

the definition in §192.903 to identify a high consequence area. An operator may apply one method to its entire pipeline system, or an operator may apply one method to individual portions of the pipeline system. (Refer to figure E.I.A for a diagram of a high consequence area)

[Amdt. 192-95, 16 FR 69778, Dec. 15, 2003, as amended by Amdt. 192-95B, 69 FR 18227, April 6, 2004; Amdt. 192-95C, 69 FR 29903, May 26, 2004]

### Determining High Consequence Area

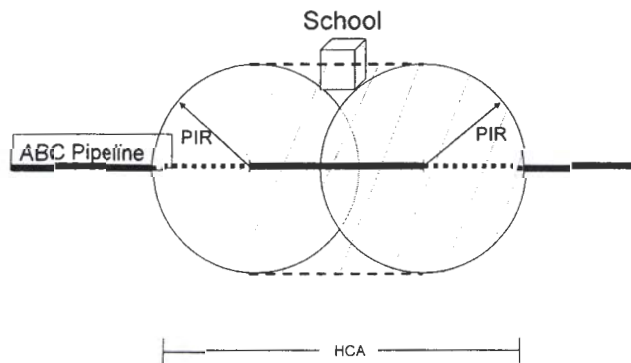


Figure E.I.A

### II. Guidance on Assessment Methods and Additional Preventive and Mitigative Measures for Transmission Pipelines

(a) Table E.II.1 gives guidance to help an operator implement requirements on additional preventive and mitigative measures for addressing time dependent and independent threats for a transmission pipeline operating below 30% SMYS *not* in an HCA (i.e. outside of potential impact circle) but located within a Class 3 or Class 4 Location.

(b) Table E.II.2 gives guidance to help an operator implement requirements on as-

essment methods for addressing time dependent and independent threats for a transmission pipeline in an HCA.

(c) Table E.II.3 gives guidance on preventative & mitigative measures addressing time dependent and independent threats for transmission pipelines that operate below 30% SMYS, in HCAs.

[Amdt. 192-95, 16 FR 69778, Dec. 15, 2003, as amended by Amdt. 192-95B, 69 FR 18227, April 6, 2004]

**PART 192 – TRANSPORTATION OF NATURAL AND OTHER GAS BY  
PIPELINE: MINIMUM FEDERAL SAFETY STANDARDS**

**Table E.II.1: Preventative & Mitigative Measures for Transmission Pipelines Operating  
Below 30% SMYS not in an HCA but in a Class 3 and 4 Location**

Threat	Existing 192 Requirements		Additional (to 192 requirements)  Preventive and Mitigative Measures
	Primary	Secondary	
External Corrosion	455-(Gen. Post 1971), 457-(Gen. Pre-1971) 459-(Examination), 461-(Ext. coating) 463-(CP), 465-(Monitoring) 467-(Elect isolation), 469-Test stations) 471-(Test leads), 473-(Interference) 479-(Atmospheric), 481-(Atmospheric) 485-(Remedial), 705-(Patrol) 706-(Leak survey), 711 (Repair B gen.) 717-(Repair B perm.)	603-(Gen Oper) 613-(Surveillance)	For Cathodically Protected Transmission Pipeline:  § Perform semi-annual leak surveys.  For Unprotected Transmission Pipelines or for Cathodically Protected Pipe where Electrical Surveys are Impractical:  § Perform quarterly leak surveys
Internal Corrosion	475-(Gen IC), 477-(IC monitoring) 485-(Remedial), 705-(Patrol) 706-(Leak survey), 711 (Repair B gen.) 717-(Repair B perm.)	53(a)-(Materials) 603-(Gen Oper) 613-(Surveillance)	§ Perform semi-annual leak surveys.
3 <sup>rd</sup> Party Damage	103-(Gen. Design), 111-(Design factor) 317-(Hazard prot), 327-(Cover) 614-(Dam. Prevent), 616-(Public education) 705-(Patrol), 707-(Line markers) 711 (Repair B gen.), 717-(Repair B perm.)	615B(Emerg. Plan)	§ Participation in state one-call system,  § Use of qualified operator employees and contractors to perform marking and locating of buried structures and in direct supervision of excavation work, AND  § Either monitoring of excavations near operator=s transmission pipelines, or bi-monthly patrol of transmission pipelines in class 3 and 4 locations. Any indications of unreported construction activity would require a follow up investigation to determine if mechanical damage occurred.

**PART 192 – TRANSPORTATION OF NATURAL AND OTHER GAS BY  
PIPELINE: MINIMUM FEDERAL SAFETY STANDARDS**

<b>Table E.II.2 Assessment Requirements for Transmission Pipelines in HCAs (Re-assessment intervals are maximum allowed)</b>						
	<b>Re-Assessment Requirements (see Note 3)</b>					
	At or above 50% SMYS		At or above 30% SMYS up to 50% SMYS		Below 30% SMYS	
Baseline Assessment Method (see Note 3)	Max Re-Assessment Interval	Assessment Method	Max Re-Assessment Interval	Assessment Method	Max Re-Assessment Interval	Assessment Method
Pressure Testing	7	CDA	7	CDA	Ongoing	Preventative & Mitigative (P&M) Measures (see Table E.II.3), (see Note 2)
	10	Pressure Test or ILI or DA	15(see Note 1)	Pressure Test or ILI or DA (see Note 1)		
		Repeat inspection cycle every 10 years		Repeat inspection cycle every 15 years	20	Pressure Test or ILI or DA
						Repeat inspection cycle every 20 years
In-Line Inspection	7	CDA	7	CDA	Ongoing	Preventative & Mitigative (P&M) Measures (see Table E.II.3), (see Note 2)
	10	ILI or DA or Pressure Test	15(see Note 1)	ILI or DA or Pressure est (see Note 1)		
		Repeat inspection cycle every 10 years		Repeat inspection cycle every 15 years	20	ILI or DA or Pressure Test
						Repeat inspection cycle every 20 years
Direct Assessment	7	CDA	7	CDA	Ongoing	Preventative & Mitigative (P&M) Measures (see Table E.II.3), (see Note 2)
	10	DA or ILI or Pressure Test	15(see Note 1)	DA or ILI or Pressure Test (see Note 1)		
		Repeat inspection cycle every 10 years		Repeat inspection cycle every 15 years	20	DA or ILI or Pressure Test
						Repeat inspection cycle every 20 years
Note 1:	Operator may choose to utilize CDA at year 14, then utilize ILI, Pressure Test, or DA at year 15 as allowed under ASME B31.8S					
Note 2:	Operator may choose to utilize CDA at year 7 and 14 in lieu of P&M					
Note 3:	Operator may utilize “other technology that an operator demonstrates can provide an equivalent understanding of the condition of line pipe”					

**PART 192 – TRANSPORTATION OF NATURAL AND OTHER GAS BY  
PIPELINE: MINIMUM FEDERAL SAFETY STANDARDS**

**Table E.II.3 Preventative & Mitigative Measures addressing Time Dependent and Independent Threats for Transmission Pipelines that Operate Below 30% SMYS , in HCAs**

Threat	Existing 192 Requirements		Additional (to 192 requirements) Preventive & Mitigative Measures
	Primary	Secondary	
External Corrosion	455-(Gen. Post 1971) 457-(Gen. Pre-1971) 459-(Examination) 461-(Ext. coating) 463-(CP) 465-(Monitoring) 467-(Elect isolation) 469-Test stations) 471-(Test leads) 473-(Interference) 479-(Atmospheric) 481-(Atmospheric) 485-(Remedial) 705-(Patrol) 706-(Leak survey) 711 (Repair B gen.) 717-(Repair B perm.)	603-(Gen Oper) 613-(Surveil)	For Cathodically Protected Trmn. Pipelines § Perform an electrical survey ( <i>i.e.</i> indirect examination tool/method) at least every 7 years. Results are to be utilized as part of an overall evaluation of the CP system and corrosion threat for the covered segment. Evaluation shall include consideration of leak repair and inspection records, corrosion monitoring records, exposed pipe inspection records, and the pipeline environment.  For Unprotected Trmn. Pipelines or for Cathodically Protected Pipe where Electrical Surveys are Impracticable <ul style="list-style-type: none"> <li>• Conduct quarterly leak surveys AND</li> <li>• Every 1½ years, determine areas of active corrosion by evaluation of leak repair and inspection records, corrosion monitoring records, exposed pipe inspection records, and the pipeline environment.</li> </ul>
Internal Corrosion	475-(Gen IC) 477-(IC monitoring) 485-(Remedial) 705-(Patrol) 706-(Leak survey) 711 (Repair B gen.) 717-(Repair B perm.)	53(a)-(Materials) 603-(Gen Oper) 613-(Surveil)	<ul style="list-style-type: none"> <li>• Obtain and review gas analysis data each calendar year for corrosive agents from transmission pipelines in HCAs,</li> <li>• Periodic testing of fluid removed from pipelines. Specifically, once each calendar year from each storage field that may affect transmission pipelines in HCAs, AND</li> <li>• At least every 7 years, integrate data obtained with applicable internal corrosion leak records, incident reports, safety related condition reports, repair records, patrol records, exposed pipe reports, and test records.</li> </ul>
3 <sup>rd</sup> Party Damage	103-(Gen. Design) 111-(Design factor) 317-(Hazard prot) 327-(Cover) 614-(Dam. Prevent) 616-(Public educat) 705-(Patrol) 707-(Line markers) 711 (Repair B gen.) 717-(Repair B perm.)	615 B (Emerg Plan)	<ul style="list-style-type: none"> <li>• Participation in State One-call system</li> <li>• Use of qualified operator employees and contractors to perform marking and locating of buried structures and in direct supervision of excavation work, AND</li> <li>• Either monitoring of excavations near operator=s transmission pipelines, or bi-monthly patrol of transmission pipelines in HCAs or class 3 and 4 locations. Any indications of unreported construction activity would require a follow up investigation to determine if mechanical damage occurred.</li> </ul>

## AMENDMENTS TO 49 CFR PART 192

PART 192 AMENDMENT NUMBER	EFFECTIVE DATE OF AMENDMENT	SECTION IMPACT	IN REFERENCE TO:
1	1/1/71	192.17	FILING OF I&M PLAN
2	8/12/70	192.625	ODORIZATION OF GAS
3	11/12/70	192.55, .63, .145, .153, .191, .197, .199, .309, .359, .371, .619, App. A & B Revisions	MISCELLANEOUS AMENDMENTS APPENDIX B- LISTED SPECIFICATIONS
4	8/1/71	Subpart I	REQ. FOR CORROSION CONTROL
5	9/7/71	192.607, .611	EXTEND TIME FOR CONF. MAOP
6	9/1/72	192.625	ODORIZATION OF GAS IN TRANS. LINES
7	6/1/72	192.625	EXTEND TIME-ODOR IN TRANS. LINES
8	11/3/72	192.379, .727	DEACTIVATION OF SERVICE LINES
9	11/4/72	192.201	MODIFICATION OF PRESSURE RELIEF LIMITATIONS
10	11/13/72	192.12, App. A	LNG FACILITIES
11	11/14/72	192.717	MECH. REPAIR SLEEVES
12	3/22/73	192.55, .65, App. A & B	QUALIFICATIONS FOR STEEL PIPE
13	5/10/73	192.3	DEFINITION OF SERVICE LINE
14	1/1/74	192.625	ODORIZATION OF GAS IN TRANS. LINES
15	1/1/75	192.625	ODORIZATION OF GAS IN TRANS. LINES
16	1/1/77	192.625	ODORIZATION OF GAS IN TRANS. LINES
17	2/25/75	192.65, App. A	QUAL. OF PIPE TRANS. BY RAIL
18	3/20/75	192.225, .227, .229, .241, App. A	WELDING REQUIREMENTS
18A	7/1/75	192.227, .229, .241	WELDING REQUIREMENTS
19	3/21/75	192.59, App. A & B	PLASTIC PIPE



## AMENDMENTS TO 49 CFR PART 192

PART 192 AMENDMENT NUMBER	EFFECTIVE DATE OF AMENDMENT	SECTION IMPACT	IN REFERENCE TO:
20	4/21/75	192.707	LINE MARKERS—MAINS/TRANS. LINES
20A	12/31/76	192.707	LINE MARKERS—MAINS/TRANS. LINES
21	6/4/75	192.625, .705, .706	ODORIZATION OF GAS IN TRANS. LINES
22	7/1/76	192.145, .225, .227, App. A & B	INCORPORATION BY REFERENCE
23	6/1/76	192.755	PROTECT CAST IRON PIPELINES
24	10/1/76	192.615	EMERGENCY PLANS
25	7/4/76	192.753	CAULKED BELL & SPIGOT JOINTS
26	7/1/76	192.313	BENDING LIMITATIONS
27	11/1/76	192.1, .3, .5, .13, .111, .161, .163, .167, .179, .243, .245, .317, .319, .327, .451, .465, .469, .481, .619, .707, .713, .717, .727	OFFSHORE PIPELINE FACILITIES
27A	11/28/76	192.619	MAOP—OFFSHORE PIPELINE FACILITIES
27B	1/17/80	192.717	REPAIR OF TRANSMISSION LINES
28	8/12/77	192.455	CORROSION CONTROL: ALLOY-PLASTIC PIPELINE
29	10/3/77 & 11/3/77	192.313	LONGITUDINAL SEAMS IN PIPE BENDS
30	12/30/77	192.13, .14, .452, .619	CONV. OF EXISTING PIPE TO GAS SERVICE
31	5/18/78	192.63, .121, .123	DESIGN OF PLASTIC PIPELINES
31A	5/18/78	192.63	DELAY EFF. DATE PLASTIC PIPELINE
32	6/1/78	192.App. A & B	QUALIFICATION & DESIGN OF STEEL PIPE CORRECTION

## AMENDMENTS TO 49 CFR PART 192

PART 192 AMENDMENT NUMBER	EFFECTIVE DATE OF AMENDMENT	SECTION IMPACT	IN REFERENCE TO:
33	9/5/78	192.451, .457, .465, .467, .473, .477, .479, .481, .485, .491	CORROSION CONTROL REQUIREMENTS
34	1/1/80	192.281, .283, .285, .287, App. A	JOINING OF PLASTIC PIPE
34A	7/1/80	192.283, .285	JOINING OF PLASTIC PIPE
34B	1/2/81	192.283, .285	JOINING OF PLASTIC PIPE
35	12/20/79	192.465	CATHODICALLY PROTECTED TRANSMISSION LINES
35A	4/7/80	192.465	SEPARATELY PROTECTED SERVICE LINES
36	3/15/80	192.12	LNG FACILITIES
36a	10/27/80	192.12	EFFECTIVE DATES
37	3/4/81	192.7, .113, .117, .145, .163, .225, .227, .229, .237, .239, .241, .557, App. A & B	INCORPORATION BY REFERENCE
38	7/20/81	192.17	REPORT OF LEAKS & FED. SAFETY STDS., ELIMINATES FILING I&M PLAN
39	4/7/82	192.455(f)	METAL ALLOY FITTINGS- PLASTIC P/L
40	4/1/83	192.614, .707	DAMAGE PREVENTION PROGRAM
TECH	7/29/82	192.283	TECHNICAL: METRIC CONVERSION
41	10/20/82	App. A & B	INCORP. BY REF. ASME D-2513, 1981
42	10/7/82	192.App A	INCORPORATION BY REFERENCE
43	11/22/82	192.227, .705, .706, .721, .723, .731, .739, .743, .745, .747, .749	INSPECTION & TEST INTERVALS
44	7/6/83	192.707	LINE MARKING AT NAVIGABLE WATERWAYS

## AMENDMENTS TO 49 CFR PART 192

PART 192 AMENDMENT NUMBER	EFFECTIVE DATE OF AMENDMENT	SECTION IMPACT	IN REFERENCE TO:
45	8/4/83	192.144	QUALIFYING METAL COMPONENTS
46	11/21/83	192.245	REPAIR/REMOVAL GIRTH WELD DEFECTS
47	4/2/84	192.105	TEMPERATURE LIMITS ON STEEL PIPE
48	6/11/84	192.143	DESIGN OF COMPONENTS (PRESSURE TEST)
49	5/3/85	192.313	OVALITY OF FIELD BENDS
50	10/15/85	192.243	NDT FROM 100% TO 90%
50A	11/1/85	Through out	REFERENCE CHANGE FROM MTB TO OPS
51	5/23/86	192.7, .55, .113, App. A	UPDATE API STEEL LINE PIPE SPECS
52	7/7/86	192.223, .225, .227, .237, .239	WELDING REQUIREMENTS DELETED SEC. 2 (API 1104)
53	10/31/86	192.611	CHANGE IN CLASS LOCATION-MAOP
54	12/18/86	192.719	TRANSMISSION LINES: TESTING REPAIRS
55	12/18/86	192.743	TESTING OF RELIEF DEVICES
56	10/1/87	192.5	CLASS LOCATIONS (RURAL CHURCH)
57	9/30/87	192.614	DAMAGE PREVENTION PROGRAM
58	2/22/88	192.3, .59, .161, .177, .191, .281, .355, .503, .507, .509, .625	MISCELLANEOUS AMENDMENTS
59	9/29/88	192.605	REPORTING UNSAFE CONDITIONS
60	10/17/88	192.503	EXCEPTION FROM PRESSURE TESTING, NON-WELDED TIE IN JOINTS
60A	10/17/88	192.503	NON-WELDED TIE IN JOINTS
61	10/24/88	192.63, .281, App. A & B	INCORP. BY REF. ASTM-D2513
61A	8/9/89	192.63	MARKING OF MATERIALS

## AMENDMENTS TO 49 CFR PART 192

PART 192 AMENDMENT NUMBER	EFFECTIVE DATE OF AMENDMENT	SECTION IMPACT	IN REFERENCE TO:
62	3/8/89	192.57, .61, .63, .113, .117, .119, .125, .145, .147, .177, .275, .277, .279, .557, App. A & B	REFERENCED STANDARDS DELETION AFFECTING IRON, STEEL, & COPPER PIPE, ETC.
63	7/6/89	192.611	COFIRMATION OR REVISION OF MAOP ALTERNATIVE METHOD
64	8/2/89	192.App. A	API 1104 17 <sup>TH</sup> EDITION, 1988
65	9/6/89	192.App. A & B	UPDATES API 5L TO 1988 EDITION
65	9/6/89	App. A	ADMINISTRATIVE CORRECTION
66	8/8/91	192.603(c)	ALLOWS FOR ENFORCEMENT ACTIONS FOR INADEQUATE PLANS & PROCEDURES
67	1/6/92	192.1, .3, .612	UNDERWATER INSPECTION & REBURIAL OF PIPELINES IN THE GULF OF MEXICO
68	4/19/93	192.7, .11, .55, .63, .65, .113, .147, .153, .163, .177, .279, .281, .283, App. A & B	INCORPORATION BY REFERENCE
68	4/19/93	192.153, App. A	TECHNICAL & ADMINISTRATIVE CORRECTION
69	10/18/93	192.736	GAS DETECTION & MONITORING IN COMPRESSOR BUILDINGS
70	11/22/93	192.723	LEAKAGE SURVEYS
71	3/14/94	192.605(b)(9)	TRENCHING SAFETY, O&M MANUAL
71	2/11/95	192.453, .603, .616, .706, .723, .727	O&M PROCEDURES; 192.729, .733, .737 REMOVED
71A	4/17/95	192.605(a)(b)	O&M PROCEDURES
72	5/12/94	192.3, .9, .150	PASSAGE OF INTERNAL INSPECTION DEVICES

## AMENDMENTS TO 49 CFR PART 192

PART 192 AMENDMENT NUMBER	EFFECTIVE DATE OF AMENDMENT	SECTION IMPACT	IN REFERENCE TO:
73	4/19/95	192.614, .707	EXCAVATION DAMAGE PREVENTION
74	9/13/95	192.16	CUSTOMER-OWNED SERVICE LINES
74A	1/10/96	192.16	CUSTOMER-OWNED SERVICE LINES
75	4/26/96	192.11, .227, .361, .367, .511, .603, .623	REPORTING & RECORDKEEPING PROCEDURES
76	6/24/96	192.63, .189, .625, App. A	INCORPORATION BY REFERENCE
76A	8/14/96	192.63, App. B	ADMINISTRATIVE CORRECTION & APPENDIX UPDATE
77	7/3/96	192.513	REPORTING & RECORDKEEPING PROCEDURES
77A	7/3/96	192.513	CORRECTIONS
78	7/8/96	192.1, .3, .5, .7, .11, .107, .121, .123, .179, .203, .227, .229, .241, .243, .281, .283, .317, .319, .321, .327, .375, .455, .475, .485, .491, .553, .611, .614, .619, .625, .705, .709, .721, App. A	INCORPORATION BY REFERENCE, REPORTING & RECORDKEEPING PROCEDURES
78A	7/8/96	Docket PS-124, Amdt. 192-76	CORRECTION OF AMENDMENT NUMBER OF FINAL RULE DOCUMENT (Amdt. No. 192-76 changed to 192-78)
78B	7/8/96	192.5	BOUNDARIES OF CLASS 2 & 3
78C	8/7/96	App. A	CORRECTION
79	7/22/96	192.381	EXCESS FLOW VALVE- PERFORMANCE STANDARDS
80	2/18/97	192.381	EXCESS FLOW VALVE- PERFORMANCE STANDARDS

## AMENDMENTS TO 49 CFR PART 192

PART 192 AMENDMENT NUMBER	EFFECTIVE DATE OF AMENDMENT	SECTION IMPACT	IN REFERENCE TO:
81	3/19/98	192.1, .3, 10	REGULATIONS IMPLEMENTING MOU WITH DEPT. OF INTERIOR, ADDED 192.10
82	5/18/98	192.614	MANDATORY PARTICIPATION IN QUALIFIED ONE-CALL SYSTEMS
83	2/3/98	192.383	EXCESS FLOW VALVE CUSTOMER NOTIFICATION (ADDED 192.383)
84	5/4/98	192.16, .107, .614, App. A	INCORPORATION BY REFERENCE, CUSTOMER NOTIFICATION, YIELD STRENGTH, DAMAGE PREVENTION PROGRAM
84A	7/20/98	App. A	CORRECTION
84B	7/20/98	192.614	REMOVAL
85	7/13/98	Inclusive	METRIC EQUIVALENTS
86	10/26/99	Subpart N	OPERATOR QUALIFICATION
86A	07/20/01	192.803, .809	QUALIFICATION OF PIPELINE PERSONNEL
87	11/22/99	192.459	DETERMINING EXTENT OF CORROSION
88	1/13/00	192.309, .485, .487, .711, .713, .717	PIPELINE REPAIR
89	10/10/00	192.3, .727	ABANDONED UNDERWATER FACILITIES
89A	10/10/00	192.727	CORRECTION
90	09/05/2002	192.761	DEFINITION OF HIGH CONSEQUENCE AREA
90A	04/23/04	-	AMENDMENT NUMBER CORRECTION
91	03/12/03	192.3	DEFINITION OF ADMINISTRATOR
92	09/04/03	192.1	OFFSHORE GATHERING OF GAS IN STATE WATERS

## AMENDMENTS TO 49 CFR PART 192

PART 192 AMENDMENT NUMBER	EFFECTIVE DATE OF AMENDMENT	SECTION IMPACT	IN REFERENCE TO:
93	10/15/03	192.3, .123, .197, .285, .311, .321, .353, .361, .457, .465, .479, .481, .517, .553, .605, .625, .739, .743, .745, .747, .753	MISCELLEANOUS AMENDMENTS
94	07/14/04	192.3, .7, .113, .121, .123, .144, .145, .225, .227, .229, .241, .283, .285, .287, .321, .505, .611, .723, .App. A, B and C	ADOPTION OF NEW STANDARDS
94A	07/14/04	192.3, .7, .123, .283, .505, .723, App. B	CORRECTIONS TO 192-94
94B	05/06/05	192.3	CORRECTION TO TRANSMISSION LINE DEFINITION
95	01/14/04	192.761, .901, .903, .905, .907, .909, .911, .913, .915, .917, .919, .921, .923, .925, .927, .929, .931, .933, .935, .937, .939, .941, .943, .945, .947, .949, .951, App. E	SUBPART O – PIPELINE INTEGRITY MANAGEMENT
95A	02/14/04	Subpart O	EFFECTIVE DATE CHANGE
95B	04/06/04	192.9, .903, .909, .911, .913, .917, .921, .925, .927, .929, .933, .935, .937, .939, .941, .943, .945, .947, App. A, App. E	EDITORIAL CORRECTIONS

## AMENDMENTS TO 49 CFR PART 192

PART 192 AMENDMENT NUMBER	EFFECTIVE DATE OF AMENDMENT	SECTION IMPACT	IN REFERENCE TO:
95C	05/26/04	192.903, .925, .935, App. E	EDITORIAL CORRECTIONS
96	09/14/04	192.739, .743	PRESSURE LIMITS
97	07/28/04	192.150	PASSAGE OF INTERNAL INSPECTION DEVICES
98	09/09/04	192.3, .327, .612	PERIODIC UNDERWATER INSPECTION
No Number	03/08/05	192.1, .3, .7, .10, .727, .949, .951	NOMENCLATURE CHANGE AND TECHNICAL AMENDMENTS
99	06/20/05	192.7, .616	PUBLIC AWARENESS PROGRAMS
99A	06/20/05	192.616	CORRECTION
100	07/01/05	192.805, .809	STATUTORY CHANGES
101	11/25/05	192.490	STANDARDS FOR DIRECT ASSESSMENT
102	04/14/06	192.1, .7, .8, .9, .12, .452, .619	DEFINITION OF GATHERING LINE
103	07/10/06	192.7, .121, .123, .145, .225, .229, .241, .283, .619, .903, .907, .911, .913, .917, .921, .923, .925, .927, .929, .931, .933, .935, .937, .939, .945, App. B	UPDATE INCORPORATED BY REFERENCE
103c	03/05/07	192.1, .7, .227, .727, .903, .949, .951	UPDATE INCORPORATED BY REFERENCE AND CORRECTION
NO NUMBER	05/23/07	192.143, .476	INTERNAL CORROSION – DESIGN & CONSTRUCTION
104	08/16/07	192.933	IMP MODIFICATIONS
[105]	01/14/08	192.616	PUBLIC AWARENESS PROGRAMS
[106]	04/28/08	192.7, .727, .949, .951	ADMINISTRATIVE PROCEDURES, UPDATES AND TECHNICAL AMENDMENTS
192-[107]*	11/17/08	192.7, .112, .328, .611, .619, .620	STANDARDS FOR INCREASING THE MAXIMUM ALLOWABLE OPERATING PRESSURE FOR GAS TRANSMISSION PIPELINES



## AMENDMENTS TO 49 CFR PART 192

PART 192 AMENDMENT NUMBER	EFFECTIVE DATE OF AMENDMENT	SECTION IMPACT	IN REFERENCE TO:
192-[108]*	01/23/09	192.121, .123	PA-11 DESIGN PRESSURES
192-[109]*	02/17/09	192.7, 727, .949, .951	ADMINISTRATIVE PROCEDURES, ADDRESS UPDATES, AND TECHNICAL AMENDMENTS
192-[110]*	04/21/09	192.7	INCORPORATION BY REFERENCE UPDATE: AMERICAN PETROLEUM INSTITUTE (API) STANDARDS 5L AND 1104
192-111	01/29/10	192.112, .121, .620	EDITORIAL AMENDMENTS TO THE PIPELINE SAFETY REGULATIONS.
192-112	02/01/10	192.3, .605, .615, .631	CONTROL ROOM MANAGEMENT/HUMAN FACTORS
192-112c	02/01/10	192.631	CORRECTION
192-113	02/02/10	192.383, SUBPART P	INTEGRITY MANAGEMENT PROGRAM FOR GAS DISTRIBUTION PIPELINES
192-113c	02/12/10	192.383	CORRECTION
192-114	10/01/2010	192.3, .7, .63, .65, .121, .123, .145, .191, .281, .283, .465, .711, .923, .925, .931, .935, .939, APPENDIX B	PERIODIC UPDATES OF REGULATORY REFERENCES TO TECHNICAL STANDARDS AND MISCELLANEOUS EDITS
192.115	11/26/2010	192.945, 951	UPDATES TO PIPELINE AND LIQUEFIED NATURAL GAS REPORTING REQUIREMENTS
192.116	02/01/11	192.383, 192.1001, 192.1007, 192.1009	PIPELINE SAFETY: MECHANICAL FITTING FAILURE REPORTING REQUIREMENTS
192.117	06/06/2011	192.631	PIPELINE SAFETY: CONTROL ROOM MANAGEMENT/HUMAN FACTORS
192.118	09/25/2013	192.603	PIPELINE SAFETY, FIRE PREVENTION, SECURITY MEASURES.

## AMENDMENTS TO 49 CFR PART 192

PART 192 AMENDMENT NUMBER	EFFECTIVE DATE OF AMENDMENT	SECTION IMPACT	IN REFERENCE TO:
<u>192.119</u>	<u>03/06/15</u>	<u>192.7, .11, .55,</u> <u>.59, .63, .65,</u> <u>.112, .113, .123,</u> <u>.145, .147,</u> <u>.153, .163, .165,</u> <u>.177, .189,</u> <u>.191, .225, .227,</u> <u>.229, .241,</u> <u>.281, .283, .485,</u> <u>.735, .903,</u> <u>.923, .925, .931,</u> <u>.935, .939,</u> <u>APPENDIX B</u>	<u>TRANSPORTATION OF NATURAL AND</u> <u>OTHER GAS BY PIPELINE: MINIMUM</u> <u>FEDERAL SAFETY STANDARDS</u>
<u>192.120</u>	<u>03/11/15</u>	<u>192.3, .9, .65, .11</u> <u>2, .153, .165,</u> <u>.225, .227, .229,</u> <u>241, .243, .2</u> <u>85, .305, .503, .50</u> <u>5, .620, .805</u> <u>.925, .949</u>	<u>TRANSPORTATION OF NATURAL AND</u> <u>OTHER GAS BY PIPELINE: MINIMUM</u> <u>FEDERAL SAFETY STANDARDS</u>

**FDsys:****GPO's Federal Digital System**

- [About FDsys](#)
- [Search Government Publications](#)
- [Browse Government Publications](#)

**e-CFR Navigation Aids**


- [Browse](#)
- [Simple Search](#)
- [Advanced Search](#)
  - \* [Boolean](#)
  - \* [Proximity](#)
- [Search History](#)
- [Search Tips](#)
- [Corrections](#)
- [Latest Updates](#)
- [User Info](#)
- [FAQs](#)
- [Agency List](#)
- [Incorporation By Reference](#)

**Related Resources**

The Code of Federal Regulations (CFR) annual edition is the codification of the general and permanent rules published in the Federal Register by the departments and agencies of the Federal Government produced by the Office of the Federal Register (OFR) and the Government Publishing Office.

[Download the Code of Federal Regulations in XML.](#)

[Parallel Table of Authorities and Rules for the Code of Federal Regulations and the United States Code](#)  
Text | PDF

Find, review, and submit comments on Federal rules that are open for comment and published in the Federal Register using [Regulations.gov](#).

[Purchase individual CFR titles from the U.S. Government Online Bookstore.](#)

Find issues of the CFR (including issues prior to 1996) at a local Federal depository library.

[A2]

**ELECTRONIC CODE OF FEDERAL REGULATIONS**

[View past updates to the e-CFR.](#)  
[Click here to learn more.](#)

**e-CFR data is current as of December 2, 2016**

[Title 49](#) → [Subtitle B](#) → [Chapter I](#) → [Subchapter D](#) → [Part 199](#)

[Browse Previous](#) | [Browse Next](#)

Title 49: Transportation

**PART 199—DRUG AND ALCOHOL TESTING****Contents****Subpart A—General**

- §199.1 Scope.
- §199.2 Applicability.
- §199.3 Definitions.
- §199.5 DOT procedures.
- §199.7 Stand-down waivers.
- §199.9 Preemption of State and local laws.

**Subpart B—Drug Testing**

- §199.100 Purpose.
- §199.101 Anti-drug plan.
- §199.103 Use of persons who fail or refuse a drug test.
- §199.105 Drug tests required.
- §199.107 Drug testing laboratory.
- §199.109 Review of drug testing results.
- §199.111 [Reserved]
- §199.113 Employee assistance program.
- §199.115 Contractor employees.
- §199.117 Recordkeeping.
- §199.119 Reporting of anti-drug testing results.

**Subpart C—Alcohol Misuse Prevention Program**

- §199.200 Purpose.
- §199.201 [Reserved]
- §199.202 Alcohol misuse plan.
- §§199.203-199.205 [Reserved]
- §199.209 Other requirements imposed by operators.
- §199.211 Requirement for notice.
- §199.213 [Reserved]
- §199.215 Alcohol concentration.
- §199.217 On-duty use.
- §199.219 Pre-duty use.
- §199.221 Use following an accident.
- §199.223 Refusal to submit to a required alcohol test.
- §199.225 Alcohol tests required.
- §199.227 Retention of records.
- §199.229 Reporting of alcohol testing results.
- §199.231 Access to facilities and records.
- §199.233 Removal from covered function.
- §199.235 Required evaluation and testing.
- §199.237 Other alcohol-related conduct.
- §199.239 Operator obligation to promulgate a policy on the misuse of alcohol.

- §199.241 Training for supervisors.
- §199.243 Referral, evaluation, and treatment.
- §199.245 Contractor employees.

AUTHORITY: 49 U.S.C. 5103, 60102, 60104, 60108, 60117, and 60118; 49 CFR 1.53.

SOURCE: 53 FR 47096, Nov. 21, 1988, unless otherwise noted.

[↑](#) Back to Top

## Subpart A—General

[↑](#) Back to Top

### §199.1 Scope.

This part requires operators of pipeline facilities subject to part 192, 193, or 195 of this chapter to test covered employees for the presence of prohibited drugs and alcohol.

[Amdt. 199-19, 66 FR 47117, Sept. 11, 2001]

[↑](#) Back to Top

### §199.2 Applicability.

(a) This part applies to pipeline operators only with respect to employees located within the territory of the United States, including those employees located within the limits of the "Outer Continental Shelf " as that term is defined in the Outer Continental Shelf Lands Act (43 U.S.C. 1331).

(b) This part does not apply to any person for whom compliance with this part would violate the domestic laws or policies of another country.

(c) This part does not apply to covered functions performed on—

- (1) Master meter systems, as defined in §191.3 of this chapter; or
- (2) Pipeline systems that transport only petroleum gas or petroleum gas/air mixtures.

[Amdt. 199-19, 66 FR 47117, Sept. 11, 2001]

[↑](#) Back to Top

### §199.3 Definitions.

As used in this part—

*Accident* means an incident reportable under part 191 of this chapter involving gas pipeline facilities or LNG facilities, or an accident reportable under part 195 of this chapter involving hazardous liquid pipeline facilities.

*Administrator* means the Administrator, Pipeline and Hazardous Materials Safety Administration or his or her delegate.

*Covered employee, employee, or individual to be tested* means a person who performs a covered function, including persons employed by operators, contractors engaged by operators, and persons employed by such contractors.

*Covered function* means an operations, maintenance, or emergency-response function regulated by part 192, 193, or 195 of this chapter that is performed on a pipeline or on an LNG facility.

*DOT Procedures* means the Procedures for Transportation Workplace Drug and Alcohol Testing Programs published by the Office of the Secretary of Transportation in part 40 of this title.

*Fail a drug test* means that the confirmation test result shows positive evidence of the presence under DOT Procedures of a prohibited drug in an employee's system.

*Operator* means a person who owns or operates pipeline facilities subject to part 192, 193, or 195 of this chapter.

*Pass a drug test* means that initial testing or confirmation testing under DOT Procedures does not show evidence of the presence of a prohibited drug in a person's system.

*Performs a covered function* includes actually performing, ready to perform, or immediately available to perform a covered function.

*Positive rate for random drug testing* means the number of verified positive results for random drug tests conducted under this part plus the number of refusals of random drug tests required by this part, divided by the total number of random drug tests results (*i.e.*, positives, negatives, and refusals) under this part.

*Prohibited drug* means any of the following substances specified in Schedule I or Schedule II of the Controlled Substances Act (21 U.S.C. 812): marijuana, cocaine, opiates, amphetamines, and phencyclidine (PCP).

*Refuse to submit, refuse, or refuse to take* means behavior consistent with DOT Procedures concerning refusal to take a drug test or refusal to take an alcohol test.

*State agency* means an agency of any of the several states, the District of Columbia, or Puerto Rico that participates under the pipeline safety laws (49 U.S.C. 60101 *et seq.*)

[53 FR 47096, Nov. 21, 1988, as amended by Amdt. 199-2, 54 FR 51850, Dec. 18, 1989; 59 FR 62227, Dec. 2, 1994; Amdt. 199-13, 61 FR 18518, Apr. 26, 1996; Amdt. 199-15, 63 FR 13000, Mar. 17, 1998; Amdt. 199-19, 66 FR 47117, Sept. 11, 2001; 68 FR 11750, Mar. 12, 2003; 68 FR 75465, Dec. 31, 2003; 70 FR 11140, Mar. 8, 2005]

[↑ Back to Top](#)

#### **§199.5 DOT procedures.**

The anti-drug and alcohol programs required by this part must be conducted according to the requirements of this part and DOT Procedures. Terms and concepts used in this part have the same meaning as in DOT Procedures. Violations of DOT Procedures with respect to anti-drug and alcohol programs required by this part are violations of this part.

[Amdt. 199-19, 66 FR 47118, Sept. 11, 2001]

[↑ Back to Top](#)

#### **§199.7 Stand-down waivers.**

(a) Each operator who seeks a waiver under §40.21 of this title from the stand-down restriction must submit an application for waiver in duplicate to the Associate Administrator for Pipeline Safety, Pipeline and Hazardous Materials Safety Administration, U.S. Department of Transportation, 1200 New Jersey Avenue, SE, Washington, DC 20590-0001.

(b) Each application must—

- (1) Identify §40.21 of this title as the rule from which the waiver is sought;
- (2) Explain why the waiver is requested and describe the employees to be covered by the waiver;
- (3) Contain the information required by §40.21 of this title and any other information or arguments available to support the waiver requested; and
- (4) Unless good cause is shown in the application, be submitted at least 60 days before the proposed effective date of the waiver.

(c) No public hearing or other proceeding is held directly on an application before its disposition under this section. If the Associate Administrator determines that the application contains adequate justification, he or she grants the waiver. If the Associate Administrator determines that the application does not justify granting the waiver, he or she denies the application. The Associate Administrator notifies each applicant of the decision to grant or deny an application.

[Amdt. 199-19, 66 FR 47118, Sept. 11, 2001, as amended at 70 FR 11140, Mar. 8, 2005; 74 FR 2894, Jan. 16, 2009]

[↑ Back to Top](#)

#### **§199.9 Preemption of State and local laws.**

(a) Except as provided in paragraph (b) of this section, this part preempts any State or local law, rule, regulation, or order to the extent that:

- (1) Compliance with both the State or local requirement and this part is not possible;
- (2) Compliance with the State or local requirement is an obstacle to the accomplishment and execution of any requirement in this part; or
- (3) The State or local requirement is a pipeline safety standard applicable to interstate pipeline facilities.

(b) This part shall not be construed to preempt provisions of State criminal law that impose sanctions for reckless conduct leading to actual loss of life, injury, or damage to property, whether the provisions apply specifically to transportation employees or employers or to the general public.

[Amdt. 199-9, 59 FR 7430, Feb. 15, 1994. Redesignated and amended by Amdt. 199-19, 66 FR 47119, Sept. 11, 2001]

[↑ Back to Top](#)

## Subpart B—Drug Testing

[↑ Back to Top](#)

### §199.100 Purpose.

The purpose of this subpart is to establish programs designed to help prevent accidents and injuries resulting from the use of prohibited drugs by employees who perform covered functions for operators of certain pipeline facilities subject to part 192, 193, or 195 of this chapter.

[Amdt. 199-19, 66 FR 47118, Sept. 11, 2001]

[↑ Back to Top](#)

### §199.101 Anti-drug plan.

(a) Each operator shall maintain and follow a written anti-drug plan that conforms to the requirements of this part and the DOT Procedures. The plan must contain—

(1) Methods and procedures for compliance with all the requirements of this part, including the employee assistance program;

(2) The name and address of each laboratory that analyzes the specimens collected for drug testing;

(3) The name and address of the operator's Medical Review Officer, and Substance Abuse Professional; and

(4) Procedures for notifying employees of the coverage and provisions of the plan.

(b) The Associate Administrator or the State Agency that has submitted a current certification under the pipeline safety laws (49 U.S.C. 60101 *et seq.*) with respect to the pipeline facility governed by an operator's plans and procedures may, after notice and opportunity for hearing as provided in 49 CFR 190.206 or the relevant State procedures, require the operator to amend its plans and procedures as necessary to provide a reasonable level of safety.

[53 FR 47096, Nov. 21, 1988, as amended by Amdt. 199-2, 54 FR 51850, Dec. 18, 1989; Amdt. 199-4, 56 FR 31091, July 9, 1991; 56 FR 41077, Aug. 19, 1991; Amdt. 199-13, 61 FR 18518, Apr. 26, 1996; Amdt. 199-15, 63 FR 36863, July 8, 1998. Redesignated by Amdt. 199-19, 66 FR 47118, Sept. 11, 2001; Amdt. 199-25, 78 FR 58915, Sept. 25, 2013]

[↑ Back to Top](#)

### §199.103 Use of persons who fail or refuse a drug test.

(a) An operator may not knowingly use as an employee any person who—

(1) Fails a drug test required by this part and the medical review officer makes a determination under DOT Procedures; or

(2) Refuses to take a drug test required by this part.

(b) Paragraph (a)(1) of this section does not apply to a person who has—

(1) Passed a drug test under DOT Procedures;

(2) Been considered by the medical review officer in accordance with DOT Procedures and been determined by a substance abuse professional to have successfully completed required education or treatment; and

(3) Not failed a drug test required by this part after returning to duty.

[53 FR 47096, Nov. 21, 1988, as amended by Amdt. 199-2, 54 FR 51850, Dec. 18, 1989. Redesignated and amended by Amdt. 199-19, 66 FR 47118, Sept. 11, 2001]

[↑ Back to Top](#)

### §199.105 Drug tests required.

Each operator shall conduct the following drug tests for the presence of a prohibited drug:

(a) *Pre-employment testing.* No operator may hire or contract for the use of any person as an employee unless that

person passes a drug test or is covered by an anti-drug program that conforms to the requirements of this part.

(b) *Post-accident testing.* As soon as possible but no later than 32 hours after an accident, an operator shall drug test each employee whose performance either contributed to the accident or cannot be completely discounted as a contributing factor to the accident. An operator may decide not to test under this paragraph but such a decision must be based on the best information available immediately after the accident that the employee's performance could not have contributed to the accident or that, because of the time between that performance and the accident, it is not likely that a drug test would reveal whether the performance was affected by drug use.

(c) *Random testing.* (1) Except as provided in paragraphs (c)(2) through (4) of this section, the minimum annual percentage rate for random drug testing shall be 50 percent of covered employees.

(2) The Administrator's decision to increase or decrease the minimum annual percentage rate for random drug testing is based on the reported positive rate for the entire industry. All information used for this determination is drawn from the drug MIS reports required by this subpart. In order to ensure reliability of the data, the Administrator considers the quality and completeness of the reported data, may obtain additional information or reports from operators, and may make appropriate modifications in calculating the industry positive rate. Each year, the Administrator will publish in the FEDERAL REGISTER the minimum annual percentage rate for random drug testing of covered employees. The new minimum annual percentage rate for random drug testing will be applicable starting January 1 of the calendar year following publication.

(3) When the minimum annual percentage rate for random drug testing is 50 percent, the Administrator may lower this rate to 25 percent of all covered employees if the Administrator determines that the data received under the reporting requirements of §199.119 for two consecutive calendar years indicate that the reported positive rate is less than 1.0 percent.

(4) When the minimum annual percentage rate for random drug testing is 25 percent, and the data received under the reporting requirements of §199.119 for any calendar year indicate that the reported positive rate is equal to or greater than 1.0 percent, the Administrator will increase the minimum annual percentage rate for random drug testing to 50 percent of all covered employees.

(5) The selection of employees for random drug testing shall be made by a scientifically valid method, such as a random number table or a computer-based random number generator that is matched with employees' Social Security numbers, payroll identification numbers, or other comparable identifying numbers. Under the selection process used, each covered employee shall have an equal chance of being tested each time selections are made.

(6) The operator shall randomly select a sufficient number of covered employees for testing during each calendar year to equal an annual rate not less than the minimum annual percentage rate for random drug testing determined by the Administrator. If the operator conducts random drug testing through a consortium, the number of employees to be tested may be calculated for each individual operator or may be based on the total number of covered employees covered by the consortium who are subject to random drug testing at the same minimum annual percentage rate under this subpart or any DOT drug testing rule.

(7) Each operator shall ensure that random drug tests conducted under this subpart are unannounced and that the dates for administering random tests are spread reasonably throughout the calendar year.

(8) If a given covered employee is subject to random drug testing under the drug testing rules of more than one DOT agency for the same operator, the employee shall be subject to random drug testing at the percentage rate established for the calendar year by the DOT agency regulating more than 50 percent of the employee's function.

(9) If an operator is required to conduct random drug testing under the drug testing rules of more than one DOT agency, the operator may—

(i) Establish separate pools for random selection, with each pool containing the covered employees who are subject to testing at the same required rate; or

(ii) Randomly select such employees for testing at the highest percentage rate established for the calendar year by any DOT agency to which the operator is subject.

(d) *Testing based on reasonable cause.* Each operator shall drug test each employee when there is reasonable cause to believe the employee is using a prohibited drug. The decision to test must be based on a reasonable and articulable belief that the employee is using a prohibited drug on the basis of specific, contemporaneous physical, behavioral, or performance indicators of probable drug use. At least two of the employee's supervisors, one of whom is trained in detection of the possible symptoms of drug use, shall substantiate and concur in the decision to test an employee. The concurrence between the two supervisors may be by telephone. However, in the case of operators with 50 or fewer employees subject to testing under this part, only one supervisor of the employee trained in detecting possible drug use symptoms shall substantiate the decision to test.

(e) *Return-to-duty testing.* A covered employee who refuses to take or has a positive drug test may not return to duty in the covered function until the covered employee has complied with applicable provisions of DOT Procedures concerning substance abuse professionals and the return-to-duty process.

(f) *Follow-up testing.* A covered employee who refuses to take or has a positive drug test shall be subject to unannounced follow-up drug tests administered by the operator following the covered employee's return to duty. The number and frequency of such follow-up testing shall be determined by a substance abuse professional, but shall consist of at least six tests in the first 12 months following the covered employee's return to duty. In addition, follow-up testing may include testing for alcohol as directed by the substance abuse professional, to be performed in accordance with 49 CFR part 40. Follow-up testing shall not exceed 60 months from the date of the covered employee's return to duty. The substance abuse professional may terminate the requirement for follow-up testing at any time after the first

six tests have been administered, if the substance abuse professional determines that such testing is no longer necessary.

[53 FR 47096, Nov. 21, 1988, as amended by Amdt. 199-2, 54 FR 51850, Dec. 18, 1989; 59 FR 62227, Dec. 2, 1994; Amdt. 199-15, 63 FR 13000, Mar. 17, 1998; Amdt. 199-15, 63 FR 36863, July 8, 1998. Redesignated and amended by Amdt. 199-19, 66 FR 47118, Sept. 11, 2001]

[↑ Back to Top](#)

#### **§199.107 Drug testing laboratory.**

(a) Each operator shall use for the drug testing required by this part only drug testing laboratories certified by the Department of Health and Human Services under the DOT Procedures.

(b) The drug testing laboratory must permit—

(1) Inspections by the operator before the laboratory is awarded a testing contract; and

(2) Unannounced inspections, including examination of records, at any time, by the operator, the Administrator, and if the operator is subject to state agency jurisdiction, a representative of that state agency.

[53 FR 47096, Nov. 21, 1988. Redesignated by Amdt. 199-19, 66 FR 47118, Sept. 11, 2001]

[↑ Back to Top](#)

#### **§199.109 Review of drug testing results.**

(a) *MRO appointment.* Each operator shall designate or appoint a medical review officer (MRO). If an operator does not have a qualified individual on staff to serve as MRO, the operator may contract for the provision of MRO services as part of its anti-drug program.

(b) *MRO qualifications.* Each MRO must be a licensed physician who has the qualifications required by DOT Procedures.

(c) *MRO duties.* The MRO must perform functions for the operator as required by DOT Procedures.

(d) *MRO reports.* The MRO must report all drug test results to the operator in accordance with DOT Procedures.

(e) Evaluation and rehabilitation may be provided by the operator, by a substance abuse professional under contract with the operator, or by a substance abuse professional not affiliated with the operator. The choice of substance abuse professional and assignment of costs shall be made in accordance with the operator/employee agreements and operator/employee policies.

(f) The operator shall ensure that a substance abuse professional, who determines that a covered employee requires assistance in resolving problems with drug abuse, does not refer the covered employee to the substance abuse professional's private practice or to a person or organization from which the substance abuse professional receives remuneration or in which the substance abuse professional has a financial interest. This paragraph does not prohibit a substance abuse professional from referring a covered employee for assistance provided through:

(1) A public agency, such as a State, county, or municipality;

(2) The operator or a person under contract to provide treatment for drug problems on behalf of the operator;

(3) The sole source of therapeutically appropriate treatment under the employee's health insurance program; or

(4) The sole source of therapeutically appropriate treatment reasonably accessible to the employee.

[53 FR 47096, Nov. 21, 1988, as amended by Amdt. 199-2, 54 FR 51850, Dec. 18, 1989; Amdt. 199-15, 63 FR 13000, Mar. 17, 1998; Amdt. 199-15, 63 FR 36863, July 8, 1998. Redesignated and amended by Amdt. 199-19, 66 FR 47118, Sept. 11, 2001]

[↑ Back to Top](#)

#### **§199.111 [Reserved]**

[↑ Back to Top](#)

#### **§199.113 Employee assistance program.**

(a) Each operator shall provide an employee assistance program (EAP) for its employees and supervisory personnel who will determine whether an employee must be drug tested based on reasonable cause. The operator may establish the EAP as a part of its internal personnel services or the operator may contract with an entity that provides EAP services. Each EAP must include education and training on drug use. At the discretion of the operator, the EAP may include an opportunity for employee rehabilitation.



(b) Education under each EAP must include at least the following elements: display and distribution of informational material; display and distribution of a community service hot-line telephone number for employee assistance; and display and distribution of the employer's policy regarding the use of prohibited drugs.

(c) Training under each EAP for supervisory personnel who will determine whether an employee must be drug tested based on reasonable cause must include one 60-minute period of training on the specific, contemporaneous physical, behavioral, and performance indicators of probable drug use.

[53 FR 47096, Nov. 21, 1988. Redesignated by Amdt. 199-19, 66 FR 47118, Sept. 11, 2001]

[↑ Back to Top](#)

#### **§199.115 Contractor employees.**

With respect to those employees who are contractors or employed by a contractor, an operator may provide by contract that the drug testing, education, and training required by this part be carried out by the contractor provided:

(a) The operator remains responsible for ensuring that the requirements of this part are complied with; and

(b) The contractor allows access to property and records by the operator, the Administrator, and if the operator is subject to the jurisdiction of a state agency, a representative of the state agency for the purpose of monitoring the operator's compliance with the requirements of this part.

[53 FR 47096, Nov. 21, 1988. Redesignated by Amdt. 199-19, 66 FR 47118, Sept. 11, 2001]

[↑ Back to Top](#)

#### **§199.117 Recordkeeping.**

(a) Each operator shall keep the following records for the periods specified and permit access to the records as provided by paragraph (b) of this section:

(1) Records that demonstrate the collection process conforms to this part must be kept for at least 3 years.

(2) Records of employee drug test that indicate a verified positive result, records that demonstrate compliance with the recommendations of a substance abuse professional, and MIS annual report data shall be maintained for a minimum of five years.

(3) Records of employee drug test results that show employees passed a drug test must be kept for at least 1 year.

(4) Records confirming that supervisors and employees have been trained as required by this part must be kept for at least 3 years.

(b) Information regarding an individual's drug testing results or rehabilitation must be released upon the written consent of the individual and as provided by DOT Procedures. Statistical data related to drug testing and rehabilitation that is not name-specific and training records must be made available to the Administrator or the representative of a state agency upon request.

[53 FR 47096, Nov. 21, 1988, as amended at 58 FR 68260, Dec. 23, 1993. Redesignated and amended by Amdt. 199-19, 66 FR 47119, Sept. 11, 2001; 68 FR 75465, Dec. 31, 2003]

[↑ Back to Top](#)

#### **§199.119 Reporting of anti-drug testing results.**

(a) Each large operator (having more than 50 covered employees) shall submit an annual MIS report to PHMSA of its anti-drug testing using the Management Information System (MIS) form and instructions as required by 49 CFR part 40 (at §40.25 and appendix H to Part 40), not later than March 15 of each year for the prior calendar year (January 1 through December 31). The Administrator shall require by written notice that small operators (50 or fewer covered employees) not otherwise required to submit annual MIS reports to prepare and submit such reports to PHMSA.

(b) Each report required under this section shall be submitted to the Office of Pipeline Safety, Pipeline and Hazardous Materials Safety Administration, U.S. Department of Transportation, PHP-60, 1200 New Jersey Avenue, SE., Washington, DC 20590.

(c) To calculate the total number of covered employees eligible for random testing throughout the year, as an operator, you must add the total number of covered employees eligible for testing during each random testing period for the year and divide that total by the number of random testing periods. Covered employees, and only covered employees, are to be in an employer's random testing pool, and all covered employees must be in the random pool. If you are an employer conducting random testing more often than once per month (e.g., you select daily, weekly, bi-weekly), you do not need to compute this total number of covered employees rate more than on a once per month basis.

(d) As an employer, you may use a service agent (e.g., C/TPA) to perform random selections for you; and your

covered employees may be part of a larger random testing pool of covered employees. However, you must ensure that the service agent you use is testing at the appropriate percentage established for your industry and that only covered employees are in the random testing pool.

(e) Each operator that has a covered employee who performs multi-DOT agency functions (e.g., an employee performs pipeline maintenance duties and drives a commercial motor vehicle), count the employee only on the MIS report for the DOT agency under which he or she is randomly tested. Normally, this will be the DOT agency under which the employee performs more than 50% of his or her duties. Operators may have to explain the testing data for these employees in the event of a DOT agency inspection or audit.

(f) A service agent (e.g., Consortia/Third Party Administrator as defined in 49 CFR part 40) may prepare the MIS report on behalf of an operator. However, each report shall be certified by the operator's anti-drug manager or designated representative for accuracy and completeness.

[68 FR 75465, Dec. 31, 2003, as amended by Amdt. 199-20, 69 FR 32898, June 14, 2004; 70 FR 11140, Mar. 8, 2005; 73 FR 16571, Mar. 28, 2008]

[↑ Back to Top](#)

## Subpart C—Alcohol Misuse Prevention Program

SOURCE: Amdt. 199-9, 59 FR 7430, Feb. 15, 1994, unless otherwise noted. Redesignated by Amdt. 199-19, 66 FR 47118, Sept. 11, 2001.

[↑ Back to Top](#)

### §199.200 Purpose.

The purpose of this subpart is to establish programs designed to help prevent accidents and injuries resulting from the misuse of alcohol by employees who perform covered functions for operators of certain pipeline facilities subject to parts 192, 193, or 195 of this chapter.

[↑ Back to Top](#)

### §199.201 [Reserved]

[↑ Back to Top](#)

### §199.202 Alcohol misuse plan.

Each operator must maintain and follow a written alcohol misuse plan that conforms to the requirements of this part and DOT Procedures concerning alcohol testing programs. The plan shall contain methods and procedures for compliance with all the requirements of this subpart, including required testing, recordkeeping, reporting, education and training elements.

[Amdt. 199-9, 59 FR 7430, Feb. 15, 1994, as amended by Amdt. 199-19, 66 FR 47119, Sept. 11, 2001]

[↑ Back to Top](#)

### §§199.203-199.205 [Reserved]

[↑ Back to Top](#)

### §199.209 Other requirements imposed by operators.

(a) Except as expressly provided in this subpart, nothing in this subpart shall be construed to affect the authority of operators, or the rights of employees, with respect to the use or possession of alcohol, including authority and rights with respect to alcohol testing and rehabilitation.

(b) Operators may, but are not required to, conduct pre-employment alcohol testing under this subpart. Each operator that conducts pre-employment alcohol testing must—

(1) Conduct a pre-employment alcohol test before the first performance of covered functions by every covered employee (whether a new employee or someone who has transferred to a position involving the performance of covered functions);

(2) Treat all covered employees the same for the purpose of pre-employment alcohol testing (i.e., you must not test some covered employees and not others);

(3) Conduct the pre-employment tests after making a contingent offer of employment or transfer, subject to the employee passing the pre-employment alcohol test;

(4) Conduct all pre-employment alcohol tests using the alcohol testing procedures in DOT Procedures; and

(5) Not allow any covered employee to begin performing covered functions unless the result of the employee's test indicates an alcohol concentration of less than 0.04.

[Amdt. 199-9, 59 FR 7430, Feb. 15, 1994, as amended by Amdt. 199-19, 66 FR 47119, Sept. 11, 2001]

[↑ Back to Top](#)

**§199.211 Requirement for notice.**

Before performing an alcohol test under this subpart, each operator shall notify a covered employee that the alcohol test is required by this subpart. No operator shall falsely represent that a test is administered under this subpart.

[↑ Back to Top](#)

**§199.213 [Reserved]**

[↑ Back to Top](#)

**§199.215 Alcohol concentration.**

Each operator shall prohibit a covered employee from reporting for duty or remaining on duty requiring the performance of covered functions while having an alcohol concentration of 0.04 or greater. No operator having actual knowledge that a covered employee has an alcohol concentration of 0.04 or greater shall permit the employee to perform or continue to perform covered functions.

[↑ Back to Top](#)

**§199.217 On-duty use.**

Each operator shall prohibit a covered employee from using alcohol while performing covered functions. No operator having actual knowledge that a covered employee is using alcohol while performing covered functions shall permit the employee to perform or continue to perform covered functions.

[↑ Back to Top](#)

**§199.219 Pre-duty use.**

Each operator shall prohibit a covered employee from using alcohol within four hours prior to performing covered functions, or, if an employee is called to duty to respond to an emergency, within the time period after the employee has been notified to report for duty. No operator having actual knowledge that a covered employee has used alcohol within four hours prior to performing covered functions or within the time period after the employee has been notified to report for duty shall permit that covered employee to perform or continue to perform covered functions.

[↑ Back to Top](#)

**§199.221 Use following an accident.**

Each operator shall prohibit a covered employee who has actual knowledge of an accident in which his or her performance of covered functions has not been discounted by the operator as a contributing factor to the accident from using alcohol for eight hours following the accident, unless he or she has been given a post-accident test under §199.225(a), or the operator has determined that the employee's performance could not have contributed to the accident.

[↑ Back to Top](#)

**§199.223 Refusal to submit to a required alcohol test.**

Each operator shall require a covered employee to submit to a post-accident alcohol test required under §199.225(a), a reasonable suspicion alcohol test required under §199.225(b), or a follow-up alcohol test required under §199.225(d). No operator shall permit an employee who refuses to submit to such a test to perform or continue to

perform covered functions.

[↑ Back to Top](#)

#### §199.225 Alcohol tests required.

Each operator shall conduct the following types of alcohol tests for the presence of alcohol:

(a) *Post-accident.* (1) As soon as practicable following an accident, each operator shall test each surviving covered employee for alcohol if that employee's performance of a covered function either contributed to the accident or cannot be completely discounted as a contributing factor to the accident. The decision not to administer a test under this section shall be based on the operator's determination, using the best available information at the time of the determination, that the covered employee's performance could not have contributed to the accident.

(2)(i) If a test required by this section is not administered within 2 hours following the accident, the operator shall prepare and maintain on file a record stating the reasons the test was not promptly administered. If a test required by paragraph (a) is not administered within 8 hours following the accident, the operator shall cease attempts to administer an alcohol test and shall state in the record the reasons for not administering the test.

(ii) [Reserved]

(3) A covered employee who is subject to post-accident testing who fails to remain readily available for such testing, including notifying the operator or operator representative of his/her location if he/she leaves the scene of the accident prior to submission to such test, may be deemed by the operator to have refused to submit to testing. Nothing in this section shall be construed to require the delay of necessary medical attention for injured people following an accident or to prohibit a covered employee from leaving the scene of an accident for the period necessary to obtain assistance in responding to the accident or to obtain necessary emergency medical care.

(b) *Reasonable suspicion testing.* (1) Each operator shall require a covered employee to submit to an alcohol test when the operator has reasonable suspicion to believe that the employee has violated the prohibitions in this subpart.

(2) The operator's determination that reasonable suspicion exists to require the covered employee to undergo an alcohol test shall be based on specific, contemporaneous, articulable observations concerning the appearance, behavior, speech, or body odors of the employee. The required observations shall be made by a supervisor who is trained in detecting the symptoms of alcohol misuse. The supervisor who makes the determination that reasonable suspicion exists shall not conduct the breath alcohol test on that employee.

(3) Alcohol testing is authorized by this section only if the observations required by paragraph (b)(2) of this section are made during, just preceding, or just after the period of the work day that the employee is required to be in compliance with this subpart. A covered employee may be directed by the operator to undergo reasonable suspicion testing for alcohol only while the employee is performing covered functions; just before the employee is to perform covered functions; or just after the employee has ceased performing covered functions.

(4)(i) If a test required by this section is not administered within 2 hours following the determination under paragraph (b)(2) of this section, the operator shall prepare and maintain on file a record stating the reasons the test was not promptly administered. If a test required by this section is not administered within 8 hours following the determination under paragraph (b)(2) of this section, the operator shall cease attempts to administer an alcohol test and shall state in the record the reasons for not administering the test. Records shall be submitted to PHMSA upon request of the Administrator.

(ii) [Reserved]

(iii) Notwithstanding the absence of a reasonable suspicion alcohol test under this section, an operator shall not permit a covered employee to report for duty or remain on duty requiring the performance of covered functions while the employee is under the influence of or impaired by alcohol, as shown by the behavioral, speech, or performance indicators of alcohol misuse, nor shall an operator permit the covered employee to perform or continue to perform covered functions, until:

(A) An alcohol test is administered and the employee's alcohol concentration measures less than 0.02; or

(B) The start of the employee's next regularly scheduled duty period, but not less than 8 hours following the determination under paragraph (b)(2) of this section that there is reasonable suspicion to believe that the employee has violated the prohibitions in this subpart.

(iv) Except as provided in paragraph (b)(4)(ii), no operator shall take any action under this subpart against a covered employee based solely on the employee's behavior and appearance in the absence of an alcohol test. This does not prohibit an operator with the authority independent of this subpart from taking any action otherwise consistent with law.

(c) *Return-to-duty testing.* Each operator shall ensure that before a covered employee returns to duty requiring the performance of a covered function after engaging in conduct prohibited by §§199.215 through 199.223, the employee shall undergo a return-to-duty alcohol test with a result indicating an alcohol concentration of less than 0.02.

(d) *Follow-up testing.* (1) Following a determination under §199.243(b) that a covered employee is in need of assistance in resolving problems associated with alcohol misuse, each operator shall ensure that the employee is subject to unannounced follow-up alcohol testing as directed by a substance abuse professional in accordance with the provisions of §199.243(c)(2)(ii).

(2) Follow-up testing shall be conducted when the covered employee is performing covered functions; just before the employee is to perform covered functions; or just after the employee has ceased performing such functions.

(e) *Retesting of covered employees with an alcohol concentration of 0.02 or greater but less than 0.04.* Each operator shall retest a covered employee to ensure compliance with the provisions of §199.237, if an operator chooses to permit the employee to perform a covered function within 8 hours following the administration of an alcohol test indicating an alcohol concentration of 0.02 or greater but less than 0.04.

[Amdt. 199-9, 59 FR 7430, Feb. 15, 1994, as amended at 59 FR 62239, 62246, Dec. 2, 1994; Amdt. 199-19, 66 FR 47119, Sept. 11, 2001; 70 FR 11140, March 8, 2005]

[↑ Back to Top](#)

#### **§199.227 Retention of records.**

(a) *General requirement.* Each operator shall maintain records of its alcohol misuse prevention program as provided in this section. The records shall be maintained in a secure location with controlled access.

(b) *Period of retention.* Each operator shall maintain the records in accordance with the following schedule:

(1) *Five years.* Records of employee alcohol test results with results indicating an alcohol concentration of 0.02 or greater, documentation of refusals to take required alcohol tests, calibration documentation, employee evaluation and referrals, and MIS annual report data shall be maintained for a minimum of five years.

(2) *Two years.* Records related to the collection process (except calibration of evidential breath testing devices), and training shall be maintained for a minimum of two years.

(3) *One year.* Records of all test results below 0.02 (as defined in 49 CFR part 40) shall be maintained for a minimum of one year.

(c) *Types of records.* The following specific records shall be maintained:

(1) Records related to the collection process:

(i) Collection log books, if used.

(ii) Calibration documentation for evidential breath testing devices.

(iii) Documentation of breath alcohol technician training.

(iv) Documents generated in connection with decisions to administer reasonable suspicion alcohol tests.

(v) Documents generated in connection with decisions on post-accident tests.

(vi) Documents verifying existence of a medical explanation of the inability of a covered employee to provide adequate breath for testing.

(2) Records related to test results:

(i) The operator's copy of the alcohol test form, including the results of the test.

(ii) Documents related to the refusal of any covered employee to submit to an alcohol test required by this subpart.

(iii) Documents presented by a covered employee to dispute the result of an alcohol test administered under this subpart.

(3) Records related to other violations of this subpart.

(4) Records related to evaluations:

(i) Records pertaining to a determination by a substance abuse professional concerning a covered employee's need for assistance.

(ii) Records concerning a covered employee's compliance with the recommendations of the substance abuse professional.

(5) Record(s) related to the operator's MIS annual testing data.

(6) Records related to education and training:

(i) Materials on alcohol misuse awareness, including a copy of the operator's policy on alcohol misuse.

(ii) Documentation of compliance with the requirements of §199.231.

(iii) Documentation of training provided to supervisors for the purpose of qualifying the supervisors to make a determination concerning the need for alcohol testing based on reasonable suspicion.

(iv) Certification that any training conducted under this subpart complies with the requirements for such training.

[↑ Back to Top](#)

**§199.229 Reporting of alcohol testing results.**

(a) Each large operator (having more than 50 covered employees) shall submit an annual MIS report to PHMSA of its alcohol testing results using the Management Information System (MIS) form and instructions as required by 49 CFR part 40 (at §40.25 and appendix H to part 40), not later than March 15 of each year for the previous calendar year (January 1 through December 31). The Administrator may require by written notice that small operators (50 or fewer covered employees) not otherwise required to submit annual MIS reports to prepare and submit such reports to PHMSA.

(b) Each operator that has a covered employee who performs multi-DOT agency functions (e.g., an employee performs pipeline maintenance duties and drives a commercial motor vehicle), count the employee only on the MIS report for the DOT agency under which he or she is tested. Normally, this will be the DOT agency under which the employee performs more than 50% of his or her duties. Operators may have to explain the testing data for these employees in the event of a DOT agency inspection or audit.

(c) Each report required under this section shall be submitted to the Office of Pipeline Safety, Pipeline and Hazardous Materials Safety Administration, U.S. Department of Transportation, PHP-60, 1200 New Jersey Avenue, SE., Washington, DC 20590-0001.

(d) A service agent (e.g., Consortia/Third Party Administrator as defined in part 40) may prepare the MIS report on behalf of an operator. However, each report shall be certified by the operator's anti-drug manager or designated representative for accuracy and completeness.

[68 FR 75466, Dec. 31, 2003, as amended by Amdt. 199-20, 69 FR 32898, June 14, 2004; 70 FR 11140, Mar. 8, 2005; 73 FR 16571, Mar. 28, 2008; 74 FR 2895, Jan. 16, 2009]

[↑ Back to Top](#)

**§199.231 Access to facilities and records.**

(a) Except as required by law or expressly authorized or required in this subpart, no employer shall release covered employee information that is contained in records required to be maintained in §199.227.

(b) A covered employee is entitled, upon written request, to obtain copies of any records pertaining to the employee's use of alcohol, including any records pertaining to his or her alcohol tests. The operator shall promptly provide the records requested by the employee. Access to an employee's records shall not be contingent upon payment for records other than those specifically requested.

(c) Each operator shall permit access to all facilities utilized in complying with the requirements of this subpart to the Secretary of Transportation, any DOT agency, or a representative of a state agency with regulatory authority over the operator.

(d) Each operator shall make available copies of all results for employer alcohol testing conducted under this subpart and any other information pertaining to the operator's alcohol misuse prevention program, when requested by the Secretary of Transportation, any DOT agency with regulatory authority over the operator, or a representative of a state agency with regulatory authority over the operator. The information shall include name-specific alcohol test results, records, and reports.

(e) When requested by the National Transportation Safety Board as part of an accident investigation, an operator shall disclose information related to the operator's administration of any post-accident alcohol tests administered following the accident under investigation.

(f) An operator shall make records available to a subsequent employer upon receipt of the written request from the covered employee. Disclosure by the subsequent employer is permitted only as expressly authorized by the terms of the employee's written request.

(g) An operator may disclose information without employee consent as provided by DOT Procedures concerning certain legal proceedings.

(h) An operator shall release information regarding a covered employee's records as directed by the specific, written consent of the employee authorizing release of the information to an identified person. Release of such information by the person receiving the information is permitted only in accordance with the terms of the employee's consent.

[Amdt. 199-9, 59 FR 7430, Feb. 15, 1994, as amended by Amdt. 199-19, 66 FR 47119, Sept. 11, 2001]

[↑ Back to Top](#)

**§199.233 Removal from covered function.**

Except as provided in §§199.239 through 199.243, no operator shall permit any covered employee to perform covered functions if the employee has engaged in conduct prohibited by §§199.215 through 199.223 or an alcohol misuse rule of another DOT agency.

[↑ Back to Top](#)

**§199.235 Required evaluation and testing.**

No operator shall permit a covered employee who has engaged in conduct prohibited by §§199.215 through 199.223 to perform covered functions unless the employee has met the requirements of §199.243.

[↑ Back to Top](#)

**§199.237 Other alcohol-related conduct.**

(a) No operator shall permit a covered employee tested under the provisions of §199.225, who is found to have an alcohol concentration of 0.02 or greater but less than 0.04, to perform or continue to perform covered functions, until:

(1) The employee's alcohol concentration measures less than 0.02 in accordance with a test administered under §199.225(e); or

(2) The start of the employee's next regularly scheduled duty period, but not less than eight hours following administration of the test.

(b) Except as provided in paragraph (a) of this section, no operator shall take any action under this subpart against an employee based solely on test results showing an alcohol concentration less than 0.04. This does not prohibit an operator with authority independent of this subpart from taking any action otherwise consistent with law.

[↑ Back to Top](#)

**§199.239 Operator obligation to promulgate a policy on the misuse of alcohol.**

(a) *General requirements.* Each operator shall provide educational materials that explain these alcohol misuse requirements and the operator's policies and procedures with respect to meeting those requirements.

(1) The operator shall ensure that a copy of these materials is distributed to each covered employee prior to start of alcohol testing under this subpart, and to each person subsequently hired for or transferred to a covered position.

(2) Each operator shall provide written notice to representatives of employee organizations of the availability of this information.

(b) *Required content.* The materials to be made available to covered employees shall include detailed discussion of at least the following:

(1) The identity of the person designated by the operator to answer covered employee questions about the materials.

(2) The categories of employees who are subject to the provisions of this subpart.

(3) Sufficient information about the covered functions performed by those employees to make clear what period of the work day the covered employee is required to be in compliance with this subpart.

(4) Specific information concerning covered employee conduct that is prohibited by this subpart.

(5) The circumstances under which a covered employee will be tested for alcohol under this subpart.

(6) The procedures that will be used to test for the presence of alcohol, protect the covered employee and the integrity of the breath testing process, safeguard the validity of the test results, and ensure that those results are attributed to the correct employee.

(7) The requirement that a covered employee submit to alcohol tests administered in accordance with this subpart.

(8) An explanation of what constitutes a refusal to submit to an alcohol test and the attendant consequences.

(9) The consequences for covered employees found to have violated the prohibitions under this subpart, including the requirement that the employee be removed immediately from covered functions, and the procedures under §199.243.

(10) The consequences for covered employees found to have an alcohol concentration of 0.02 or greater but less than 0.04.

(11) Information concerning the effects of alcohol misuse on an individual's health, work, and personal life; signs and symptoms of an alcohol problem (the employee's or a coworker's); and including intervening evaluating and resolving problems associated with the misuse of alcohol including intervening when an alcohol problem is suspected, confrontation, referral to any available EAP, and/or referral to management.

(c) *Optional provisions.* The materials supplied to covered employees may also include information on additional operator policies with respect to the use or possession of alcohol, including any consequences for an employee found to have a specified alcohol level, that are based on the operator's authority independent of this subpart. Any such

additional policies or consequences shall be clearly described as being based on independent authority.

[↑ Back to Top](#)

#### **§199.241 Training for supervisors.**

Each operator shall ensure that persons designated to determine whether reasonable suspicion exists to require a covered employee to undergo alcohol testing under §199.225(b) receive at least 60 minutes of training on the physical, behavioral, speech, and performance indicators of probable alcohol misuse.

[↑ Back to Top](#)

#### **§199.243 Referral, evaluation, and treatment.**

(a) Each covered employee who has engaged in conduct prohibited by §§199.215 through 199.223 of this subpart shall be advised of the resources available to the covered employee in evaluating and resolving problems associated with the misuse of alcohol, including the names, addresses, and telephone numbers of substance abuse professionals and counseling and treatment programs.

(b) Each covered employee who engages in conduct prohibited under §§199.215 through 199.223 shall be evaluated by a substance abuse professional who shall determine what assistance, if any, the employee needs in resolving problems associated with alcohol misuse.

(c)(1) Before a covered employee returns to duty requiring the performance of a covered function after engaging in conduct prohibited by §§199.215 through 199.223 of this subpart, the employee shall undergo a return-to-duty alcohol test with a result indicating an alcohol concentration of less than 0.02.

(2) In addition, each covered employee identified as needing assistance in resolving problems associated with alcohol misuse—

(i) Shall be evaluated by a substance abuse professional to determine that the employee has properly followed any rehabilitation program prescribed under paragraph (b) of this section, and

(ii) Shall be subject to unannounced follow-up alcohol tests administered by the operator following the employee's return to duty. The number and frequency of such follow-up testing shall be determined by a substance abuse professional, but shall consist of at least six tests in the first 12 months following the employee's return to duty. In addition, follow-up testing may include testing for drugs, as directed by the substance abuse professional, to be performed in accordance with 49 CFR part 40. Follow-up testing shall not exceed 60 months from the date of the employee's return to duty. The substance abuse professional may terminate the requirement for follow-up testing at any time after the first six tests have been administered, if the substance abuse professional determines that such testing is no longer necessary.

(d) Evaluation and rehabilitation may be provided by the operator, by a substance abuse professional under contract with the operator, or by a substance abuse professional not affiliated with the operator. The choice of substance abuse professional and assignment of costs shall be made in accordance with the operator/employee agreements and operator/employee policies.

(e) The operator shall ensure that a substance abuse professional who determines that a covered employee requires assistance in resolving problems with alcohol misuse does not refer the employee to the substance abuse professional's private practice or to a person or organization from which the substance abuse professional receives remuneration or in which the substance abuse professional has a financial interest. This paragraph does not prohibit a substance abuse professional from referring an employee for assistance provided through—

- (1) A public agency, such as a State, county, or municipality;
- (2) The operator or a person under contract to provide treatment for alcohol problems on behalf of the operator;
- (3) The sole source of therapeutically appropriate treatment under the employee's health insurance program; or
- (4) The sole source of therapeutically appropriate treatment reasonably accessible to the employee.

[↑ Back to Top](#)

#### **§199.245 Contractor employees.**

(a) With respect to those covered employees who are contractors or employed by a contractor, an operator may provide by contract that the alcohol testing, training and education required by this subpart be carried out by the contractor provided:

(b) The operator remains responsible for ensuring that the requirements of this subpart and part 40 of this title are complied with; and


(c) The contractor allows access to property and records by the operator, the Administrator, any DOT agency with regulatory authority over the operator or covered employee, and, if the operator is subject to the jurisdiction of a state



agency, a representative of the state agency for the purposes of monitoring the operator's compliance with the requirements of this subpart and part 40 of this title.

[↑ Back to Top](#)

[Need assistance?](#)

 U.S. Department of Transportation  Pipeline and Hazardous Materials  Safety Administration	<b>ANNUAL REPORT FOR CALENDAR YEAR 20__</b>  <b>GAS DISTRIBUTION SYSTEM</b>	DOT USE ONLY	
		Initial Date Submitted	
		Report Submission Type	
		Date Submitted	

A federal agency may not conduct or sponsor, and a person is not required to respond to, nor shall a person be subject to a penalty for failure to comply with a collection of information subject to the requirements of the Paperwork Reduction Act unless that collection of information displays a current valid OMB Control Number. The OMB Control Number for this information collection is . Public reporting for this collection of information is estimated to be approximately 16 hours per submission, including the time for reviewing instructions, gathering the data needed, and completing and reviewing the collection of information. All responses to this collection of information are mandatory. Send comments regarding this burden estimate or any other aspect of this collection of information, including suggestions for reducing this burden to: Information Collection Clearance Officer, PHMSA, Office of Pipeline Safety (PHP-30) 1200 New Jersey Avenue, SE, Washington, D.C. 20590.

*Important: Please read the separate instructions for completing this form before you begin. They clarify the information requested and provide specific examples. If you do not have a copy of the instructions, you can obtain one from the PHMSA Pipeline Safety Community Web Page at <http://www.phmsa.dot.gov/pipeline/library/forms>.*

<b>PART A - OPERATOR INFORMATION</b>	DOT USE ONLY
--------------------------------------	--------------

<p>1. NAME OF OPERATOR _____</p> <p>2. LOCATION OF OFFICE WHERE ADDITIONAL INFORMATION MAY BE OBTAINED</p> <p>_____</p> <p style="text-align: center;">Number and Street</p> <p>_____</p> <p style="text-align: center;">City and County</p> <p>_____</p> <p style="text-align: center;">State and Zip Code</p> <p>5. STATE IN WHICH SYSTEM OPERATES: / / (provide a separate report for each state in which system operates)</p> <p>6. THIS REPORT PERTAINS TO THE FOLLOWING COMMODITY GROUP (Select Commodity Group based on the predominant gas carried and complete the report for that Commodity Group. File a separate report for each Commodity Group included in this OPID.)</p> <p><input type="checkbox"/> Natural Gas</p> <p><input type="checkbox"/> Synthetic Gas</p> <p><input type="checkbox"/> Hydrogen Gas</p> <p><input type="checkbox"/> Propane Gas</p> <p><input type="checkbox"/> Landfill Gas</p> <p><input type="checkbox"/> Other Gas → Name of Other Gas:</p> <p>7. THIS REPORT PERTAINS TO THE FOLLOWING TYPE OF OPERATOR (Select Type of Operator based on the structure of the company included in this OPID for which this report is being submitted.):</p> <p><input type="checkbox"/> Investor Owned</p> <p><input type="checkbox"/> Municipally Owned</p> <p><input type="checkbox"/> Privately Owned</p> <p><input type="checkbox"/> Cooperative</p> <p><input type="checkbox"/> Other Ownership specify:</p>	<p>3. OPERATOR'S 5 DIGIT IDENTIFICATION NUMBER _ / _ / _ / _ / _</p> <p>4. HEADQUARTERS NAME &amp; ADDRESS, IF DIFFERENT</p> <p>_____</p> <p style="text-align: center;">Number and Street</p> <p>_____</p> <p style="text-align: center;">City and County</p> <p>_____</p> <p style="text-align: center;">State and Zip Code</p>
---	---

PART B - SYSTEM DESCRIPTION					Report miles of main and number of services in system at end of year.						
1. GENERAL											
	STEEL				PLASTIC	CAST/ WROUGHT IRON	DUCTILE IRON	COPPER	OTHER	Reconditioned Cast Iron	SYSTEM TOTAL
	UNPROTECTED		CATHODICALLY PROTECTED								
	BARE	COATED	BARE	COATED							
MILES OF MAIN					Calc	Calc	Calc	Calc	Calc	Calc	Calc
NO. OF SERVICES					Calc	Calc	Calc	Calc	Calc	Calc	Calc

2. MILES OF MAINS IN SYSTEM AT END OF YEAR							
MATERIAL	UNKNOWN	2" OR LESS	OVER 2" THRU 4"	OVER 4" THRU 8"	OVER 8" THRU 12"	OVER 12"	SYSTEM TOTALS
STEEL							Calc
DUCTILE IRON							Calc
COPPER							Calc
CASTWROUGHT IRON							Calc
PLASTIC 1. PVC							Calc
2. PE							Calc
3. ABS							Calc
4. OTHER PLASTIC							Calc
OTHER							Calc
Reconditioned Cast Iron							Calc
SYSTEM TOTALS	Calc	Calc	Calc	Calc	Calc	Calc	Calc

Describe Other Material: \_\_\_\_\_

3. NUMBER OF SERVICES IN SYSTEM AT END OF YEAR					AVERAGE SERVICE LENGTH _____ FEET		
MATERIAL	UNKNOWN	1" OR LESS	OVER 1" THRU 2"	OVER 2" THRU 4"	OVER 4" THRU 8"	OVER 8"	TOTAL
STEEL							Calc
DUCTILE IRON							Calc
COPPER							Calc
CASTWROUGHT IRON							Calc
PLASTIC 1. PVC							Calc
2. PE							Calc
3. ABS							Calc
4. OTHER PLASTIC							Calc
OTHER							Calc
Reconditioned Cast Iron							Calc
SYSTEM TOTALS	Calc	Calc	Calc	Calc	Calc	Calc	Calc

Describe Other Material: \_\_\_\_\_

4. MILES OF MAIN AND NUMBER OF SERVICES BY DECADE OF INSTALLATION											
	UN-KNOWN	PRE-1940	1940-1949	1950-1959	1960-1969	1970-1979	1980-1989	1990-1999	2000-2009	2010-2019	TOTAL
MILES OF MAIN											Calc
NUMBER OF SERVICES											Calc

PART C - TOTAL LEAKS AND HAZARDOUS LEAKS ELIMINATED/REPAIRED DURING YEAR				
CAUSE OF LEAK	Mains		Services	
	Total	Hazardous	Total	Hazardous
	CORROSION FAILURE			
NATURAL FORCE DAMAGE				
EXCAVATION DAMAGE				
OTHER OUTSIDE FORCE DAMAGE				
PIPE, WELD, OR JOINT FAILURE				
EQUIPMENT FAILURE				
INCORRECT OPERATION				
OTHER CAUSE				

NUMBER OF KNOWN SYSTEM LEAKS AT END OF YEAR SCHEDULED FOR REPAIR \_\_\_\_\_

PART D - EXCAVATION DAMAGE	PART E - EXCESS FLOW VALVE (EFV) DATA
1. Total Number of Excavation Damages by Apparent Root Cause <i>Calc</i> _____ a. One-Call Notification Practices Not Sufficient: _____ b. Locating Practices Not Sufficient: _____ c. Excavation Practices Not Sufficient: _____ d. Other: _____  2. Number of Excavation Tickets _____	Total Number Of EFVs on Single-family Residential Services Installed During Year _____  Estimated Number of EFVs In the System At End Of Year _____


PART F - TOTAL NUMBER OF LEAKS ON FEDERAL LAND REPAIRED OR SCHEDULED FOR REPAIR	PART G - PERCENT OF UNACCOUNTED FOR GAS
_____	Unaccounted for gas as a percent of total input for the 12 months ending June 30 of the reporting year.  [(Purchased gas + produced gas) minus (customer use + company use + appropriate adjustments)] divided by (purchased gas + produced gas) equals percent unaccounted for.  Input for year ending 6/30 _____ %.

**PART H - ADDITIONAL INFORMATION**

Empty box for additional information.

**PART I - PREPARER**

Preparer's Name and Title	Area Code and Telephone Number
Preparer's email address	Area Code and Facsimile Number
Name and Title of Person Signing	Area Code and Telephone Number

 U.S. Department of Transportation  Pipeline and Hazardous Materials  Safety Administration	<b>ANNUAL REPORT FOR CALENDAR YEAR 20__</b>  <b>NATURAL AND OTHER GAS TRANSMISSION AND GATHERING PIPELINE SYSTEMS</b>	DOT USE ONLY	
		Initial Date Submitted	
		Report Submission Type	
		Date Submitted	
<p>A federal agency may not conduct or sponsor, and a person is not required to respond to, nor shall a person be subject to a penalty for failure to comply with a collection of information subject to the requirements of the Paperwork Reduction Act unless that collection of information displays a current valid OMB Control Number. The OMB Control Number for this information collection is 2137-0522. Public reporting for this collection of information is estimated to be approximately 42 hours per response, including the time for reviewing instructions, gathering the data needed, and completing and reviewing the collection of information. All responses to this collection of information are mandatory. Send comments regarding this burden estimate or any other aspect of this collection of information, including suggestions for reducing this burden to: Information Collection Clearance Officer, PHMSA, Office of Pipeline Safety (PHP-30) 1200 New Jersey Avenue, SE, Washington, D.C. 20590.</p> <p><b>Important:</b> Please read the separate instructions for completing this form before you begin. They clarify the information requested and provide specific examples. If you do not have a copy of the instructions, you can obtain one from the PHMSA Pipeline Safety Community Web Page at <a href="http://www.phmsa.dot.gov/pipeline/library/forms">http://www.phmsa.dot.gov/pipeline/library/forms</a>.</p>			
PART A - OPERATOR INFORMATION	DOT USE ONLY		
1. OPERATOR'S 5 DIGIT IDENTIFICATION NUMBER (OPID) / / / / /	2. NAME OF OPERATOR: _____		
3. RESERVED	4. HEADQUARTERS ADDRESS:  Street Address _____ State: / / / Zip Code: / / / / / - / / / / /		
5. THIS REPORT PERTAINS TO THE FOLLOWING COMMODITY GROUP: (Select Commodity Group based on the predominant gas carried and complete the report for that Commodity Group. File a separate report for each Commodity Group included in this OPID.)			
<input type="checkbox"/> Natural Gas <input type="checkbox"/> Synthetic Gas <input type="checkbox"/> Hydrogen Gas <input type="checkbox"/> Propane Gas <input type="checkbox"/> Landfill Gas <input type="checkbox"/> Other Gas → Name of Other Gas _____			
6. RESERVED			
7. FOR THE DESIGNATED "COMMODITY GROUP", THE PIPELINES AND/OR PIPELINE FACILITIES INCLUDED WITHIN THIS OPID ARE: (Select one or both)			
<input type="checkbox"/> INTERstate pipeline → List all of the States and OCS portions in which INTERstate pipelines and/or pipeline facilities included under this OPID exist: __, __, __, __, __, etc.			
<input type="checkbox"/> INTRAsate pipeline → List all of the States in which INTRAsate pipelines and/or pipeline facilities included under this OPID exist: __, __, __, __, __, etc.			

8. RESERVED

**For the designated Commodity Group, PARTs B and D will be calculated based on the data entered in Parts L and P respectively. Complete Part C one time for all pipelines and/or pipeline facilities – both INTERstate and INTRAsate - included within this OPID.**

PART B – TRANSMISSION PIPELINE HCA MILES	
	Number of HCA Miles
Onshore	Calc
Offshore	Calc
Total Miles	Calc

PART C - VOLUME TRANSPORTED IN TRANSMISSION PIPELINES (ONLY) IN MILLION SCF PER YEAR (excludes Transmission lines of Gas Distribution systems)	<input type="checkbox"/> Check this box and do not complete PART C if this report only includes gathering pipelines or transmission lines of gas distribution systems.	
	Onshore	Offshore
Natural Gas		
Propane Gas		
Synthetic Gas		
Hydrogen Gas		
Landfill Gas		
Other Gas → Name: _____		

PART D - MILES OF PIPE BY MATERIAL AND CORROSION PREVENTION STATUS										
	Steel cathodically protected		Steel cathodically unprotected		Cast Iron	Wrought Iron	Plastic	Composite <sup>1</sup>	Other	Total Miles
	Bare	Coated	Bare	Coated						
<b>Transmission</b>										
Onshore	Calc	Calc	Calc	Calc	Calc	Calc	Calc	Calc	Calc	Calc
Offshore	Calc	Calc	Calc	Calc	Calc	Calc	Calc	Calc	Calc	Calc
Subtotal Transmission	Calc	Calc	Calc	Calc	Calc	Calc	Calc	Calc	Calc	Calc
<b>Gathering</b>										
Onshore Type A	Calc	Calc	Calc	Calc	Calc	Calc	Calc	Calc	Calc	Calc
Onshore Type B	Calc	Calc	Calc	Calc	Calc	Calc	Calc	Calc	Calc	Calc
Offshore	Calc	Calc	Calc	Calc	Calc	Calc	Calc	Calc	Calc	Calc
Subtotal Gathering	Calc	Calc	Calc	Calc	Calc	Calc	Calc	Calc	Calc	Calc
Total Miles	Calc	Calc	Calc	Calc	Calc	Calc	Calc	Calc	Calc	Calc

<sup>1</sup> Use of Composite pipe requires a PHMSA Special Permit or waiver from a State

PART E - RESERVED

**For the designated Commodity Group, complete PARTs F and G one time for all INTERstate pipeline facilities included within this OPID and multiple times as needed for the designated Commodity Group for each State in which INTRAsate pipeline facilities included within this OPID exist. Part F "WITHIN AN HCA SEGMENT" data and Part G may be completed only if HCA Miles in Part L is greater than zero.**

<b>PARTs F and G</b>
The data reported in these PARTs applies to: <i>(select only one)</i>
<input type="checkbox"/> Interstate pipelines/pipeline facilities
<input type="checkbox"/> Intrastate pipelines/pipeline facilities in the State of <u>  </u> / <u>  </u> / <u>  </u> <i>(complete for each State)</i>

<b>PART F - INTEGRITY INSPECTIONS CONDUCTED AND ACTIONS TAKEN BASED ON INSPECTION</b>	
<b>1. MILEAGE INSPECTED IN CALENDAR YEAR USING THE FOLLOWING IN-LINE INSPECTION (ILI) TOOLS</b>	
a. Corrosion or metal loss tools	
b. Dent or deformation tools	
c. Crack or long seam defect detection tools	
d. Any other internal inspection tools, specify other tools:	
e. Total tool mileage inspected in calendar year using in-line inspection tools. (Lines a + b + c + d)	<i>Calc</i>
<b>2. ACTIONS TAKEN IN CALENDAR YEAR BASED ON IN-LINE INSPECTIONS</b>	
a. Based on ILI data, total number of anomalies excavated in calendar year because they met the operator's criteria for excavation.	
b. Total number of anomalies repaired in calendar year that were identified by ILI based on the operator's criteria, both within an HCA Segment and outside of an HCA Segment.	
c. Total number of conditions repaired WITHIN AN HCA SEGMENT meeting the definition of:	<i>Calc</i>
1. "Immediate repair conditions" [192.933(d)(1)]	
2. "One-year conditions" [192.933(d)(2)]	
3. "Monitored conditions" [192.933(d)(3)]	
4. Other "Scheduled conditions" [192.933(c)]	
<b>3. MILEAGE INSPECTED AND ACTIONS TAKEN IN CALENDAR YEAR BASED ON PRESSURE TESTING</b>	
a. Total mileage inspected by pressure testing in calendar year.	
b. Total number of pressure test failures (ruptures and leaks) repaired in calendar year, both within an HCA Segment and outside of an HCA Segment.	
c. Total number of pressure test ruptures (complete failure of pipe wall) repaired in calendar year WITHIN AN HCA SEGMENT.	
d. Total number of pressure test leaks (less than complete wall failure but including escape of test medium) repaired in calendar year WITHIN AN HCA SEGMENT.	



(PART F continued)

<b>4. MILEAGE INSPECTED AND ACTIONS TAKEN IN CALENDAR YEAR BASED ON DA (Direct Assessment methods)</b>	
a. Total mileage inspected by each DA method in calendar year.	<i>Calc.</i>
1. ECDA	
2. ICDA	
3. SCCDA	
b. Total number of anomalies identified by each DA method and repaired in calendar year based on the operator's criteria, both within an HCA Segment and outside of an HCA Segment.	<i>Calc</i>
1. ECDA	
2. ICDA	
3. SCCDA	
c. Total number of conditions repaired in calendar year WITHIN AN HCA SEGMENT meeting the definition of:	<i>Calc</i>
1. "Immediate repair conditions" [192.933(d)(1)]	
2. "One-year conditions" [192.933(d)(2)]	
3. "Monitored conditions" [192.933(d)(3)]	
4. Other "Scheduled conditions" [192.933(c)]	
<b>5. MILEAGE INSPECTED AND ACTIONS TAKEN IN CALENDAR YEAR BASED ON OTHER INSPECTION TECHNIQUES</b>	
a. Total mileage inspected by inspection techniques other than those listed above in calendar year. Specify other inspection technique(s):	
b. Total number of anomalies identified by other inspection techniques and repaired in calendar year based on the operator's criteria, both within an HCA Segment and outside of an HCA Segment.	
c. Total number of conditions repaired in calendar year WITHIN AN HCA SEGMENT meeting the definition of:	<i>Calc</i>
1. "Immediate repair conditions" [192.933(d)(1)]	
2. "One-year conditions" [192.933(d)(2)]	
3. "Monitored conditions" [192.933(d)(3)]	
4. Other "Scheduled conditions" [192.933(c)]	
<b>6. TOTAL MILEAGE INSPECTED (ALL METHODS) AND ACTIONS TAKEN IN CALENDAR YEAR</b>	
a. Total mileage inspected in calendar year. (Lines 1.e + 3.a + 4.a.1 + 4.a.2 + 4.a.3 + 5.a)	<i>Calc</i>
b. Total number of anomalies repaired in calendar year both within an HCA Segment and outside of an HCA Segment. (Lines 2.b + 3.b + 4.b.1 + 4.b.2 + 4.b.3 + 5.b)	<i>Calc</i>
c. Total number of conditions repaired in calendar year WITHIN AN HCA SEGMENT. (Lines 2.c.1 + 2.c.2 + 2.c.3 + 2.c.4 + 3.c + 3.d + 4.c.1 + 4.c.2 + 4.c.3 + 4.c.4 + 5.c.1 + 5.c.2 + 5.c.3 + 5.c.4)	<i>Calc</i>
d. Total number of actionable anomalies eliminated by pipe replacement in calendar year WITHIN AN HCA SEGMENT:	
e. Total number of actionable anomalies eliminated by pipe abandonment in calendar year WITHIN AN HCA SEGMENT:	

<b>PART G- MILES OF BASELINE ASSESSMENTS AND REASSESSMENTS COMPLETED IN CALENDAR YEAR (HCA Segment miles ONLY)</b>	
a. Baseline assessment miles completed during the calendar year.	
b. Reassessment miles completed during the calendar year.	
c. Total assessment and reassessment miles completed during the calendar year.	<i>Calc</i>

**For the designated Commodity Group, complete PARTs H, I, J, K, L, M, P, Q, and R covering INTERstate pipeline facilities for each State in which INTERstate systems exist within this OPID and again covering INTRAstate pipeline facilities for each State in which INTRAstate systems exist within this OPID.**

<b>PARTs H, I, J, K, L, M, P, Q, and R</b>	
The data reported in these PARTs applies to: <i>(select only one)</i>	
<input type="checkbox"/> Interstate pipelines/pipeline facilities in the State of <u>  </u> / <u>  </u> / <u>  </u> <i>(complete for each State)</i>	
<input type="checkbox"/> Intrastate Pipelines/pipeline facilities in the State of <u>  </u> / <u>  </u> / <u>  </u> <i>(complete for each State)</i>	

PART H - MILES OF TRANSMISSION PIPE BY NOMINAL PIPE SIZE (NPS)										
<b>Onshore</b>	NPS 4 or less	6	8	10	12	14	16	18	20	
	22	24	26	28	30	32	34	36	38	
	40	42	44	46	48	52	56	58 and over		
	Other Pipe Sizes Not Listed									
	Size: <u>  </u> Miles: <u>  </u> Add Sizes as needed									
	<i>Calc</i> Total Miles of Onshore Pipe - Transmission									
<b>Offshore</b>	NPS 4 or less	6	8	10	12	14	16	18	20	
	22	24	26	28	30	32	34	36	38	
	40	42	44	46	48	52	56	58 and over		
	Other Pipe Sizes Not Listed									
	Size: <u>  </u> Miles: <u>  </u> Add Sizes as needed									
	<i>Calc</i> Total Miles of Offshore Pipe - Transmission									

<b>PART I - MILES OF GATHERING PIPE BY NOMINAL PIPE SIZE (NPS)</b>									
<b>Onshore Type A</b>	NPS 4 or less	6	8	10	12	14	16	18	20
	22	24	26	28	30	32	34	36	38
	40	42	44	46	48	52	56	58 and over	
	Other Pipe Sizes Not Listed								
	Size: __ Miles: _____ Add Sizes as needed								
<i>Calc</i>	Total Miles of Onshore Type A Pipe - Gathering								
<b>Onshore Type B</b>	NPS 4 or less	6	8	10	12	14	16	18	20
	22	24	26	28	30	32	34	36	38
	40	42	44	46	48	52	56	58 and over	
	Other Pipe Sizes Not Listed								
	Size: __ Miles: _____ Add Sizes as needed								
<i>Calc</i>	Total Miles of Onshore Type B Pipe - Gathering								
<b>Offshore</b>	NPS 4 or less	6	8	10	12	14	16	18	20
	22	24	26	28	30	32	34	36	38
	40	42	44	46	48	52	56	58 and over	
	Other Pipe Sizes Not Listed								
	Size: __ Miles: _____ Add Sizes as needed								
<i>Calc</i>	Total Miles of Offshore - Gathering								

**PART J – MILES OF PIPE BY DECADE INSTALLED**

Decade Pipe Installed	Unknown	Pre-1940	1940 - 1949	1950 - 1959	1960 - 1969	1970 - 1979	1980 - 1989
<b>Transmission</b>							
Onshore							
Offshore							
Subtotal Transmission	<i>Calc</i>	<i>Calc</i>	<i>Calc</i>	<i>Calc</i>	<i>Calc</i>	<i>Calc</i>	<i>Calc</i>
<b>Gathering</b>							
Onshore Type A							
Onshore Type B							
Offshore							
Subtotal Gathering	<i>Calc</i>	<i>Calc</i>	<i>Calc</i>	<i>Calc</i>	<i>Calc</i>	<i>Calc</i>	<i>Calc</i>
Total Miles	<i>Calc</i>	<i>Calc</i>	<i>Calc</i>	<i>Calc</i>	<i>Calc</i>	<i>Calc</i>	<i>Calc</i>

Decade Pipe Installed	1990 - 1999	2000 - 2009	2010 - 2019	Total Miles
<b>Transmission</b>				
Onshore				<i>Calc</i>
Offshore				<i>Calc</i>
Subtotal Transmission	<i>Calc</i>	<i>Calc</i>	<i>Calc</i>	<i>Calc</i>
<b>Gathering</b>				
Onshore Type A				<i>Calc</i>
Onshore Type B				<i>Calc</i>
Offshore				<i>Calc</i>
Subtotal Gathering	<i>Calc</i>	<i>Calc</i>	<i>Calc</i>	<i>Calc</i>
Total Miles	<i>Calc</i>	<i>Calc</i>	<i>Calc</i>	<i>Calc</i>

PART K- MILES OF TRANSMISSION PIPE BY SPECIFIED MINIMUM YIELD STRENGTH					
ONSHORE	CLASS LOCATION				Total Miles
	Class 1	Class 2	Class 3	Class 4	
Steel pipe Less than 20% SMYS					Calc
Steel pipe Greater than or equal to 20% SMYS but less than 30% SMYS					Calc
Steel pipe Greater than or equal to 30% SMYS but less than or equal to 40% SMYS					Calc
Steel pipe Greater than 40% SMYS but less than or equal to 50% SMYS					Calc
Steel pipe Greater than 50% SMYS but less than or equal to 60% SMYS					Calc
Steel pipe Greater than 60% SMYS but less than or equal to 72% SMYS					Calc
Steel pipe Greater than 72% SMYS but less than or equal to 80% SMYS					Calc
Steel pipe Greater than 80% SMYS					Calc
Steel pipe Unknown percent of SMYS					Calc
All Non-Steel pipe					Calc
Onshore Totals	Calc	Calc	Calc	Calc	Calc
<b>OFFSHORE</b>	Class 1				
Steel pipe Less than or equal to 50% SMYS					
Steel pipe Greater than 50% SMYS but less than or equal to 72% SMYS					
Steel pipe Greater than 72% SMYS					
Steel pipe Unknown percent of SMYS					
All non-steel pipe					
Offshore Total	Calc				
<b>Total Miles</b>	Calc	Calc	Calc	Calc	Calc

PART L - MILES OF PIPE BY CLASS LOCATION						
	Class Location				Total Class Location Miles	HCA Miles
	Class 1	Class 2	Class 3	Class 4		
<b>Transmission</b>						
Onshore	<i>Calc from Part K</i>	<i>Calc from Part K</i>	<i>Calc from Part K</i>	<i>Calc from Part K</i>	<i>Calc</i>	
Offshore	<i>Calc from Part K</i>				<i>Calc</i>	
Subtotal Transmission	<i>Calc</i>	<i>Calc</i>	<i>Calc</i>	<i>Calc</i>	<i>Calc</i>	<i>Calc</i>
<b>Gathering</b>						
Onshore Type A					<i>Calc</i>	
Onshore Type B					<i>Calc</i>	
Offshore					<i>Calc</i>	
Subtotal Gathering	<i>Calc</i>	<i>Calc</i>	<i>Calc</i>	<i>Calc</i>	<i>Calc</i>	
Total Miles	<i>Calc</i>	<i>Calc</i>	<i>Calc</i>	<i>Calc</i>	<i>Calc</i>	<i>Calc</i>

PART M – FAILURES, LEAKS, AND REPAIRS									
PART M1 – ALL LEAKS ELIMINATED/REPAIRED IN CALENDAR YEAR; FAILURES IN HCA SEGMENTS IN CALENDAR YEAR									
Cause	Transmission Leaks and Failures					Failures In HCA Segments	Gathering Leaks		
	Leaks				Onshore Leaks		Offshore Leaks		
	Onshore Leaks		Offshore Leaks						
	HCA	Non-HCA	HCA	Non-HCA				Type A	Type B
External Corrosion									
Internal Corrosion									
Stress Corrosion Cracking									
Manufacturing									
Construction									
Equipment									
Incorrect Operations									
Third Party Damage/Mechanical Damage									
Excavation Damage									
Previous Damage (due to Excavation Activity)									
Vandalism (includes all Intentional Damage)									
Weather Related/Other Outside Force									
Natural Force Damage (all)									
Other Outside Force Damage (excluding Vandalism and all Intentional Damage)									
Other									
Total		Calc	Calc	Calc	Calc	Calc	Calc	Calc	Calc
PART M2 – KNOWN SYSTEM LEAKS AT END OF YEAR SCHEDULED FOR REPAIR									
Transmission					Gathering				
PART M3 – LEAKS ON FEDERAL LAND OR OCS REPAIRED OR SCHEDULED FOR REPAIR									
Transmission					Gathering				
Onshore					Onshore Type A				
					Onshore Type B				
OCS					OCS				
Subtotal Transmission	Calc				Subtotal Gathering		Calc		
Total	Calc								

PART P - MILES OF PIPE BY MATERIAL AND CORROSION PREVENTION STATUS										
	Steel cathodically protected		Steel cathodically unprotected		Cast Iron	Wrought Iron	Plastic	Composite <sup>1</sup>	Other <sup>2</sup>	Total Miles
	Bare	Coated	Bare	Coated						
<b>Transmission</b>										
Onshore										Calc
Offshore										Calc
Subtotal Transmission	Calc	Calc	Calc	Calc	Calc	Calc	Calc	Calc	Calc	Calc
<b>Gathering</b>										
Onshore Type A										Calc
Onshore Type B										Calc
Offshore										Calc
Subtotal Gathering	Calc	Calc	Calc	Calc	Calc	Calc	Calc	Calc	Calc	Calc
<b>Total Miles</b>	Calc	Calc	Calc	Calc	Calc	Calc	Calc	Calc	Calc	Calc

<sup>1</sup> Use of Composite pipe requires a PHMSA Special Permit or waiver from a State

<sup>2</sup> specify Other material(s):

Part Q - Gas Transmission Miles by §192.619 MAOP Determination Method															
	(a)(1) Total	(a)(1) Incomplete Records	(a)(2) Total	(a)(2) Incomplete Records	(a)(3) Total	(a)(3) Incomplete Records	(a)(4) Total	(a)(4) Incomplete Records	(c) Total	(c) Incomplete Records	(d) Total	(d) Incomplete Records	Other <sup>1</sup> Total	Other Incomplete Records	
Class 1 (in HCA)															
Class 1 (not in HCA)															
Class 2 (in HCA)															
Class 2 (not in HCA)															
Class 3 (in HCA)															
Class 3 (not in HCA)															
Class 4 (in HCA)															
Class 4 (not in HCA)															
<b>Total</b>	Calc	Calc	Calc	Calc	Calc	Calc	Calc	Calc	Calc	Calc	Calc	Calc	Calc	Calc	
Grand Total								Calc							
Sum of Total row for all "Incomplete Records" columns								Calc							

<sup>1</sup> Specify Other method(s): \_\_\_\_\_



**Part R – Gas Transmission Miles by Pressure Test (PT) Range and Internal Inspection**

Location	PT ≥ 1.25 MAOP		1.25 MAOP > PT ≥ 1.1 MAOP		PT < 1.1 or No PT	
	Miles Internal Inspection ABLE	Miles Internal Inspection NOT ABLE	Miles Internal Inspection ABLE	Miles Internal Inspection NOT ABLE	Miles Internal Inspection ABLE	Miles Internal Inspection NOT ABLE
Class 1 in HCA						
Class 2 in HCA						
Class 3 in HCA						
Class 4 in HCA						
in HCA subTotal	<i>Calc</i>	<i>Calc</i>	<i>Calc</i>	<i>Calc</i>	<i>Calc</i>	<i>Calc</i>
Class 1 not in HCA						
Class 2 not in HCA						
Class 3 not in HCA						
Class 4 not in HCA						
not in HCA subTotal	<i>Calc</i>	<i>Calc</i>	<i>Calc</i>	<i>Calc</i>	<i>Calc</i>	<i>Calc</i>
Total	<i>Calc</i>	<i>Calc</i>	<i>Calc</i>	<i>Calc</i>	<i>Calc</i>	<i>Calc</i>
PT ≥ 1.25 MAOP Total		<i>Calc</i>	Total Miles Internal Inspection ABLE		<i>Calc</i>	
1.25 MAOP > PT ≥ 1.1		<i>Calc</i>	Total Miles Internal Inspection NOT ABLE		<i>Calc</i>	
PT < 1.1 or No PT Total		<i>Calc</i>	Grand Total		<i>Calc</i>	
Grand Total		<i>Calc</i>				

Notice: This report is required by 49 CFR Part 191. Failure to report may result in a civil penalty not to exceed \$100,000 for each violation for each day the violation continues up to a maximum of \$1,000,000 as provided in 49 USC 60122.

Form Approved  
OMB No. 2137-0522  
Expires: 10/31/2017

**For the designated Commodity Group, complete PART N one time for all of the pipelines and/or pipeline facilities included within this OPID, and then also PART O if any gas transmission pipeline facilities included within this OPID have Part L HCA mile value greater than zero.**

<b>PART N - PREPARER SIGNATURE</b>	
<hr/> Preparer's Name(type or print)	<hr/> Telephone Number
<hr/> Preparer's Title	
<hr/> Preparer's E-mail Address	

<b>PART O - CERTIFYING SIGNATURE (applicable to PARTs B, F, G, and M1)</b>	
<hr/>	<hr/> Telephone Number
<hr/> Senior Executive Officer's name certifying the information in PARTs B, F, G, and M as required by 49 U.S.C. 60109(f)	
<hr/> Senior Executive Officer's title certifying the information in PARTs B, F, G, and M as required by 49 U.S.C. 60109(f)	
<hr/> Senior Executive Officer's E-mail Address	

## Notice of Proposed Rule

### **PUBLIC SERVICE COMMISSION**

RULE NO.: RULE TITLE:

25-6.0346 Quarterly Reports of Work Orders and Safety Compliance

PURPOSE AND EFFECT: The rule amendments update and clarify the rule regarding electric utilities' work order lists.

Docket No. 160121-GU

SUMMARY: The rule requires electric utilities to provide the Commission with work order lists containing certain information on construction and safety compliance.

#### SUMMARY OF STATEMENT OF ESTIMATED REGULATORY COSTS AND LEGISLATIVE RATIFICATION:

The Agency has determined that this will not have an adverse impact on small business or likely increase directly or indirectly regulatory costs in excess of \$200,000 in the aggregate within one year after the implementation of the rule. A SERC has been prepared by the Agency.

The SERC examined the factors required by Section 120.541(2), FS, and concluded that the rule amendment will not have an adverse impact on economic growth, business competitiveness, or small business.

The Agency has determined that the proposed rule is not expected to require legislative ratification based on the statement of estimated regulatory costs or if no SERC is required, the information expressly relied upon and described herein: based upon the information contained in the SERC.

Any person who wishes to provide information regarding a statement of estimated regulatory costs, or provide a proposal for a lower cost regulatory alternative must do so in writing within 21 days of this notice.

RULEMAKING AUTHORITY: 350.127(2), 366.05(1), FS.

LAW IMPLEMENTED: 366.04(2)(f), 366.05(1), FS.

IF REQUESTED WITHIN 21 DAYS OF THE DATE OF THIS NOTICE, A HEARING WILL BE SCHEDULED AND ANNOUNCED IN THE FAR.

THE PERSON TO BE CONTACTED REGARDING THE PROPOSED RULE IS: Adria Harper, Office of General Counsel, 2540 Shumard Oak Blvd., Tallahassee, FL 32399-0850, (850)413-6082, aharper@psc.state.fl.us

THE FULL TEXT OF THE PROPOSED RULE IS:

25-6.0346 Quarterly Reports of Work Orders and Safety Compliance.

(1) Each investor-owned electric utility, rural electric cooperative and municipal electric utility shall provide a work order list report all completed electric work orders, relating to the construction and/or maintenance of transmission and distribution facilities, ~~whether that is~~ completed by the utility or one of its contractors, ~~at the end of each quarter of the year~~. The report work order list shall contain the utility name, contact name, quarter and year, work order number, location of construction, county of construction, estimated costs, and brief description of the work (overhead and underground), and shall be sent via e-mail to electronically filed with the Electric-QTR-Reports@psc.state.fl.us Commission Clerk no later than the 30th working day after the last day of the reporting quarter, using Form PSC/ENG 157 (12/12), "PSC Quarterly Report of Completed Work Orders," which is available at <http://www.flrules.org/Gateway/reference.asp?No=Ref-02040>, is an example work order list that may be completed and filed to meet the reporting requirement for this rule. This form is incorporated into this rule by reference and may also be obtained from the Commission's Division of Administrative and Information Technology Services.

(2) No change.

*Rulemaking Authority 350.127(2), 366.05(1) FS. Law Implemented 366.04(2)(f), (6), 366.05(1) FS. History—New 12-16-12, Amended \_\_\_\_\_.*

NAME OF PERSON ORIGINATING PROPOSED RULE: Rick Moses

NAME OF AGENCY HEAD WHO APPROVED THE PROPOSED RULE: Florida Public Service Commission

DATE PROPOSED RULE APPROVED BY AGENCY HEAD: December 6, 2016

DATE NOTICE OF PROPOSED RULE DEVELOPMENT PUBLISHED IN FAR: Volume 42, Number 77, April 20, 2016.

## Notice of Proposed Rule

### **PUBLIC SERVICE COMMISSION**

#### **RULE NOS.:RULE TITLES:**

- 25-12.005 Codes and Standards Adopted
- 25-12.008 New, Reconstructed or Converted Facilities
- 25-12.022 Requirements for Distribution System Valves
- 25-12.027 Welder Qualification
- 25-12.040 Leak Surveys, Procedures and Classification
- 25-12.085 Written Annual Reports Required

**PURPOSE AND EFFECT:** The rule amendments update and clarify electric and gas safety and reporting rules  
Docket No. 160121-GU

**SUMMARY:** Rule 25-6.0436, F.A.C., was updated to clarify the types of information to be included quarterly work order lists and to require the information be sent directly to Commission staff via e-mail.

Rule 25-12.005, F.A.C. was amended to adopt the latest version of the federal standards that pertain to reporting requirements, safety standards, and drug and alcohol employee reporting standards and requirements for certain employees of gas pipeline operators and emergency response persons. Rule 25-12.008, F.A.C., was amended to adopt the latest federal standards and to clarify the visual inspection, testing and active corrosion procedures.

Rule 25-12.022, F.A.C., was amended to clarify the valves used to close off system sections in an emergency and provide clarification on the procedure for valve identification.

Rule 25-12.027, F.A.C., was amended to correct a scrivener's error in the current rule, to clarify the appropriate American Petroleum Institute standards for welder qualification, and to adopt the latest version of the federal standards.

Rule 25-12.040, F.A.C., was amended to provide clarification on leak detection surveys, inspections and monitoring.

Rule 25-12.085, F.A.C., was amended to incorporate the most recent versions of the appropriate federal forms and to delete a redundant section of the rule.

#### **SUMMARY OF STATEMENT OF ESTIMATED REGULATORY COSTS AND LEGISLATIVE RATIFICATION:**

The Agency has determined that this will not have an adverse impact on small business or likely increase directly or indirectly regulatory costs in excess of \$200,000 in the aggregate within one year after the implementation of the rule. A SERC has been prepared by the Agency.

The SERC examined the factors required by Section 120.541(2), FS, and concluded that the rule amendment will not have an adverse impact on economic growth, business competitiveness, or small business.

The Agency has determined that the proposed rule is not expected to require legislative ratification based on the statement of estimated regulatory costs or if no SERC is required, the information expressly relied upon and described herein: based upon the information contained in the SERC.

Any person who wishes to provide information regarding a statement of estimated regulatory costs, or provide a proposal for a lower cost regulatory alternative must do so in writing within 21 days of this notice.

**RULEMAKING AUTHORITY:** 350.127(2), 368.03, 366.05(1), 368.05(2), FS.

**LAW IMPLEMENTED:** 366.04(2)(f), 366.05(1), 368.03, 368.05, 368.05(2), FS.

**IF REQUESTED WITHIN 21 DAYS OF THE DATE OF THIS NOTICE, A HEARING WILL BE SCHEDULED AND ANNOUNCED IN THE FAR.**

**THE PERSON TO BE CONTACTED REGARDING THE PROPOSED RULE IS:** Adria Harper, Office of General Counsel, 2540 Shumard Oak Blvd., Tallahassee, FL 32399-0850, (850)413-6082, aharper@psc.state.fl.us

**THE FULL TEXT OF THE PROPOSED RULE IS:**

25-12.005 Codes and Standards Adopted.

The Minimum Federal Safety Standards and reporting requirements for pipeline facilities and transportation of gas prescribed by the Pipeline and Hazardous Materials Safety Administration in 49 C.F.R. 191 and 192 (2016) ~~(2011)~~, are adopted and incorporated by reference as part of these rules. 49 C.F.R. 191 (2016) ~~(2011)~~ may be accessed at

[Dept. of State hyperlink] <http://www.flrules.org/Gateway/reference.asp?No=Ref-01534>. 49 C.F.R. 192 (2016) (2011) may be accessed at [Dept. of State hyperlink] <http://www.flrules.org/Gateway/reference.asp?No=Ref-01535>. 49 C.F.R. 199 (2016) (2011), "Drug and Alcohol Testing," is adopted and incorporated by reference to control drug use, by setting standards and requirements to apply to the testing and use of all emergency response personnel under the direct authority or control of a gas utility or pipeline operator, as well as all employees directly or indirectly employed by gas pipeline operators for the purpose of operation and maintenance and all employees directly or indirectly employed by intrastate gas distribution utilities for on-site construction of natural gas transporting pipeline facilities 49 C.F.R. 199 (2016) (2011) may be accessed at [Dept. of State hyperlink] <http://www.flrules.org/Gateway/reference.asp?No=Ref-01537>. Part 199 also is adopted to prescribe standards for use of employees who do not meet the requirements of the regulations.

*Rulemaking Authority 368.03, 368.05(2), 350.127(2) FS. Law Implemented 368.03, 368.05 FS. History--New 11-14-70, Amended 9-24-71, 9-21-74, 10-7-75, 11-30-82, 10-2-84, Formerly 25-12.05, Amended 8-8-89, 1-7-92, 5-13-99, 4-26-01, 12-15-09, 10-11-12, \_\_\_\_\_.*

#### 25-12.008 New, Reconstructed or Converted Facilities.

(1) No change.

(2) No change.

(c) Have ~~sufficient~~ inspections performed of the pipeline to assure that it was constructed in accordance with standards applicable at the time of installation. Visual inspection of the underground facilities ~~may will~~ not be required if ~~adequate~~ construction and testing records have been maintained.

(d) No change.

(e) Establish the maximum allowable operating pressure no greater than the highest sustained operating pressure during the 5 years prior to conversion unless it was tested or updated after July 1, 1970 in accordance with the Subparts J or K of 49 C.F.R. 192 (2016) (2011) as adopted in Rule 25-12.005, F.A.C.

(f) No change.

(g) Determine areas of active corrosion as required by Subpart I of 49 C.F.R. 192 (2016) (2011) and these rules. Required cathodic protection must be accomplished within 1 year after the date of conversion except that buried steel tubing must be protected prior to placing the system into operation.

*Rulemaking Authority 350.127(2), 368.03, 368.05(2) FS. Law Implemented 368.03, 368.05(2) FS. History--New 11-14-70, Amended 9-21-74, 10-7-75, 10-2-84, Formerly 25-12.08, Amended 12-15-09, 10-11-12, \_\_\_\_\_.*

#### 25-12.022 Requirements for Distribution System Valves.

(1) No change.

(2) No change.

(a) No change.

(b) Size of area and population density between valves required to isolate the area and ~~as well as~~ the accessibility of the required valves.

(c) through (d) No change.

(e) The number and type of customers, such as hospitals, schools, commercial, and industrial loads, ~~etc.~~, that will be affected.

(3) Identification – Emergency or sectionalizing and other critical valves shall be designated on appropriate records, drawings or maps used by the operator and shall be referenced to "permanent" aboveground structures or other field ties so the valves can be readily located. The centerline of the road or highway, property line, or right-of-way may be used as one of the referenced structures. The valve installation and all records showing these valves must be marked for prompt identification using any logical designating system. The valve marking must be accomplished using a durable tag or other equivalent means located as follows:

(a) No change.

(b) For buried valves or valves operated by a key wrench, the marking shall be legible and may be on any type of permanent material placed ~~appear~~ in a visible location ~~on the~~ inside of the curb box or standpipe where the cover will not abrade the marking. Marking the cover only is not acceptable.

(4) No change.

(a) through (c) No change.

(5) All the sectionalizing or emergency valves which may be necessary for the safe operation of the system must be inspected and maintenance performed to assure location, access and operating ability at intervals not exceeding 15 months but at least each calendar year.

*Rulemaking Authority 368.05(2) FS. Law Implemented 368.05(2) FS. History--New 9-21-74, Amended 10-7-75, 10-2-84, Formerly 25-12.22, Amended 12-15-09, \_\_\_\_\_.*

#### 25-12.027 Welder Qualification.

(1) No welder shall make any pipeline weld unless the welder has qualified in accordance with Section 63, or section 12 for automatic welding, of American Petroleum Institute Standard 1104, Welding of Pipelines and Related Facilities, 21st 20th edition, September 2013 October 2005 including Errata/Addendum July 2007 and Errata 2 (2008), incorporated by reference herein, or Appendix C of 49 C.F.R. 192 (2016) (2011) as adopted in Rule 25-12.005, F.A.C., within the preceding 15 months, but at least once each calendar year. A copy of API 1104 may be obtained from <http://www.api.org/Standards/>.

(2) No welder shall weld with a particular welding process unless the welder has engaged in welding with that process within the preceding six calendar months. A welder who has not engaged in welding with that process within the preceding six calendar months must requalify for that process as set forth in subsection (1) of this rule herein.

*Rulemaking Authority 350.127(2), 368.03, 368.05(2) FS. Law Implemented 368.03, 368.05 FS. History--New 1-7-92, Amended 12-15-09, 10-11-12, \_\_\_\_\_.*

#### 25-12.040 Leak Surveys, Procedures and Classification.

(1) Each operator shall perform periodic leakage surveys in accordance with the following schedule as a minimum:

(a) No change.

1. through 2. No change.

(b) A gas detector instrument survey to locate leaks throughout areas not included in subsection (a) above shall be conducted at intervals not exceeding three (3) calendar years at intervals not exceeding 39 months on bare metallic, galvanized steel, coated tubing pipelines, and five (5) calendar years at intervals not exceeding 63 months on the remaining pipeline system, or more frequently if experience indicates.

(2) No change.

(a) "Grade 1 Leak" – a leak of gas that represents an existing or probable hazard to persons or buildings. In order Prompt action to protect life and property, these leaks shall be repaired immediately and continuous action shall be taken until conditions are no longer hazardous is required.

(b) No change

1. through 4. No change

(c) No change.

(3) The adequacy of All the repairs of leaks shall be checked by appropriate methods immediately after the repairs are completed. Where there is residual gas in the ground, a follow-up inspection using a gas detector instrument must be made as soon as the gas has had an opportunity to dissipate, but no later than one month for Grade 1 leaks and 6 months for Grade 2 leaks. The date and status of recheck shall be recorded on the leak repair records.

(4) If residual gas is detected on the follow-up inspection, continued monthly monitoring, not to exceed 45 days, and inspections shall be done until gas is no longer detected.

*Rulemaking Authority 368.05(2) FS. Law Implemented 368.05(2) FS. History--New 9-21-74, Repromulgated 10-7-75, Amended 10-2-84, Formerly 25-12.40, Amended 1-7-92, 12-15-09, \_\_\_\_\_.*

#### 25-12.085 Written Annual Reports Required.

(1) Each operator of a distribution system shall submit an annual report on Pipeline and Hazardous Materials Safety Administration Form PHMSA F 7100.1-1 (2015) (12-05), entitled "Annual Report for Calendar Year 20\_\_\_\_ Gas Distribution System," which is incorporated by reference into this rule and is available at [Department of State

[hyperlink](#)] for each distribution system. In the case of an operator who has more than one distribution system, a combined annual report must be submitted which includes all facilities operated within the State of Florida subject to the Commission's jurisdiction.

~~(2) Each operator of a distribution system shall, for facilities that operate at 20 percent or more of the specified minimum yield strength, or that are used to convey gas into or out of storage, submit an annual reports for those facilities on Pipeline and Hazardous Materials Safety Administration Form PHMSA F 7100.2-1 (12-05), entitled "Annual Report for Calendar Year 20\_\_\_\_ Gas Transmission & Gathering Systems."~~

(2)(3) Each operator of a transmission system shall submit an annual report on Pipeline and Hazardous Materials Safety Administration Form PHMSA F 7100.2-1 (2014) (12-05), entitled "Annual Report for Calendar Year 20\_\_\_\_ Natural and Other Gas Transmission and Gathering Pipeline Systems," which is incorporated by reference into this rule and is available at [Department of State [hyperlink](#)].

All the above reports must be submitted for the preceding calendar year so as to be received by the Commission no later than March 15th of each year.

*Rulemaking Authority 350.127(2), 368.05(2) FS. Law Implemented 368.03, 368.05(2) FS. History--New 11-14-70, Amended 9-21-74, Repromulgated 10-7-75, Amended 10-2-84, Formerly 25-12.85, Amended 12-15-09,\_\_\_\_\_.*

NAME OF PERSON ORIGINATING PROPOSED RULE: Rick Moses

NAME OF AGENCY HEAD WHO APPROVED THE PROPOSED RULE: Florida Public Service Commission

DATE PROPOSED RULE APPROVED BY AGENCY HEAD: December 6, 2016

DATE NOTICE OF PROPOSED RULE DEVELOPMENT PUBLISHED IN FAR: Volume 42, Number 77, April 20, 2016.



Rules 25-12.005, 25-12.008, 25-12.022, 25-12.027, 25-12.040, 25-12.085, 25-6.0346, F.A.C  
Docket No. 160121-GU

STATEMENT OF FACTS AND CIRCUMSTANCES  
JUSTIFYING RULE

Rule 25-6.0436, F.A.C., is amended to clarify the types of information required to be provided pursuant to federal standards. The amendments to the rule also include a hyperlink to an existing Commission form which can be used as an example format that would meet the reporting requirements of the rule.

Rule 25-6.0436, F.A.C., is amended to update and clarify the types of information to be included quarterly work order lists and to require the information be sent directly to Commission staff via e-mail.

Rule 25-12.005, F.A.C., is amended to adopt the latest version of the federal standards that pertain to reporting requirements, safety standards, and drug and alcohol employee reporting standards and requirements for certain employees of gas pipeline operators and emergency response persons.

Rule 25-12.008, F.A.C., is amended to adopt the latest federal standards and to clarify the visual inspection, testing and active corrosion procedures.

Rule 25-12.022, F.A.C., is amended to clarify the valves used to close off system sections in an emergency and provide clarification on the procedure for valve identification.

Rule 25-12.027, F.A.C., is amended to correct a scrivener's error in the current rule, to clarify the appropriate American Petroleum Institute standards for welder qualification, and to adopt the latest version of the federal standards.

Rule 25-12.040, F.A.C., is amended to provide clarification on leak detection surveys, inspections and monitoring.

Rule 25-12.085, F.A.C., is amended to incorporate the most recent versions of the appropriate federal forms and to delete a redundant section of the rule.

STATEMENT ON FEDERAL STANDARDS

The proposed rules are no more restrictive than the federal standards.

State of Florida



Public Service Commission

CAPITAL CIRCLE OFFICE CENTER • 2540 SHUMARD OAK BOULEVARD  
TALLAHASSEE, FLORIDA 32399-0850

-M-E-M-O-R-A-N-D-U-M-

---

**DATE:** October 17, 2016  
**TO:** Adria E. Harper, Senior Attorney, Office of the General Counsel  
**FROM:** Clyde D. Rome, Public Utility Analyst II, Division of Economics *CDR*  
**RE:** Statement of Estimated Regulatory Costs (SERC) for Recommended Revisions to Chapter 25-6 (Electric Service by Electric Public Utilities), and Chapter 25-12 (Safety of Gas Transportation by Pipeline), Florida Administrative Code (F.A.C.)

---

The purpose of this rulemaking initiative is to update, clarify, and streamline certain safety-related Commission rules applicable to gas and electric utilities. Specifically, staff is recommending the amendment of Rules 25-6.0346 (Quarterly Reports of Work Orders and Safety Compliance), 25-12.005 (Codes and Standards Adopted), 25-12.008 (New, Reconstructed or Converted Facilities), 25-12.022 (Requirements for Distribution System Valves), 25-12.027 (Welder Qualification), 25-12.040 (Leak Surveys, Procedures and Classification), and 25-12.085 (Written Annual Reports Required), F.A.C. As noted in the attached SERC, 51 gas utilities and 58 electric utilities would be affected by the recommended revisions.

The recommended amendments to Rule 25-6.0346, F.A.C., would specify that required quarterly work order lists be sent directly to staff, without requiring a specific form that must be used, as long as there is sufficient information provided. Proposed language has been added to the rule to clarify the types of information required to be provided. The recommended revisions to the rule also include a hyperlink to an existing Commission form which can be used as an example format that would meet the reporting requirements of the rule.

Revisions are recommended to Rules 25-12.005 and 25-12.008, F.A.C., to adopt the latest version of the federal standards 49 C.F.R. Parts 191, 192, and 199 that pertain to the regulation of natural gas. Adoption of the current federal codes is required under the certification agreement between the federal Department of Transportation – Pipeline and Hazardous Materials Safety Administration (PHMSA) and the Commission pursuant to 49 U.S. Code Section 60105 (State pipeline safety program certifications).

The recommended changes to Rule 25-12.022, F.A.C., include the use of the word “emergency” in conjunction with the word “sectionalizing” in subsections (3) and (5) of the rule. The intent of the recommended modifications is to clarify those valves used to close off system sections in an emergency. Additional modifications to Rule 25-12.022, F.A.C. are recommended in paragraph (3)(b), which would provide clarification that valve identification must be marked on permanent material inside the valve box.

The recommended amendments to Rule 25-12.027, F.A.C., would correct a scrivener's error in the current rule and clarify the appropriate American Petroleum Institute standards for welder qualification. The rule also would be updated to adopt the latest version of the federal standard 49 C.F.R. Part 192 as it pertains to the regulation of natural gas.

The recommended revisions to paragraph 25-12.040(1)(b), F.A.C., would provide clarification regarding the intervals within which leak detection surveys are required. Additional modifications to Rule 25-12.040, F.A.C., include new subsection (4). Under current Commission rules, gas utilities are required to perform follow-up inspections of leak repairs no later than one month for Grade 1 leaks and no later than six months for Grade 2 leaks. New language included in subsection (4) would require that if residual gas is detected on the follow-up inspection, continued monthly monitoring and inspections shall be done until gas is no longer detected.

The recommended modifications to subsections (1) and (3) of Rule 25-12.085, F.A.C., would incorporate the most recent versions of the appropriate PHMSA forms. Subsection (2) of Rule 25-12.085, F.A.C., is recommended for deletion as redundant.

The attached SERC addresses the considerations required pursuant to Section 120.541, Florida Statutes (F.S.). No workshop was requested in conjunction with the recommended rule revisions. No regulatory alternatives were submitted pursuant to paragraph 120.541(1)(a), F.S. None of the impact/cost criteria established in paragraph 120.541(2)(a), F.S., will be exceeded as a result of the recommended revisions.

cc: (Draper, Daniel, Shafer, Moses, Cibula, SERC file)

**Florida Public Service Commission**  
**Statement of Estimated Regulatory Costs**  
**Rules 25-12.005, .008, .022, .027, .040, .085; and 25-6.0346, F.A.C.**

1. Will the proposed rule have an adverse impact on small business?  
[120.541(1)(b), F.S.] (See Section E., below, for definition of small business.)

Yes

No

For clarification, please see comments in Sections A(3) and E(1), below.

2. Is the proposed rule likely to directly or indirectly increase regulatory costs in excess of \$200,000 in the aggregate in this state within 1 year after implementation of the rule? [120.541(1)(b), F.S.]

Yes

No

If the answer to either question above is "yes", a Statement of Estimated Regulatory Costs (SERC) must be prepared. The SERC shall include an economic analysis showing:

A. Whether the rule directly or indirectly:

(1) Is likely to have an adverse impact on any of the following in excess of \$1 million in the aggregate within 5 years after implementation of the rule?  
[120.541(2)(a)1, F.S.]

Economic growth

Yes  No

Private-sector job creation or employment

Yes  No

Private-sector investment

Yes  No

(2) Is likely to have an adverse impact on any of the following in excess of \$1 million in the aggregate within 5 years after implementation of the rule?  
[120.541(2)(a)2, F.S.]

Business competitiveness (including the ability of persons doing business in the state to compete with persons doing business in other states or domestic markets)

Yes  No

Productivity

Yes  No

Innovation

Yes  No

(3) Is likely to increase regulatory costs, including any transactional costs, in excess of \$1 million in the aggregate within 5 years after the implementation of the rule? [120.541(2)(a)3, F.S.]

Yes

No

Economic Analysis:

A summary of the key rule changes is included in the attached memorandum to counsel. Specific elements of the associated economic analysis are identified below in Sections B through F of this SERC.

49 U.S. Code Section 60105, State pipeline safety program certifications, sets forth the standards that state authorities administering safety standards and practices for intrastate pipeline facilities or intrastate pipeline transportation must comply with in required annual certifications submitted to the federal Secretary of Transportation (Secretary). The Secretary is empowered to monitor states' safety programs to ensure that programs comply with their certification. If the Secretary determines that a state authority is not enforcing applicable safety standards satisfactorily, the Secretary may reject a state's certification and take appropriate action to achieve adequate enforcement, including the assertion of federal jurisdiction.

A certification in effect under Section 60105 does not apply to federal safety standards adopted after the date of certification. Subsection (d) of Section 60105 requires states to adopt the standards and submit the appropriate information in an annual certification as required in Section 60105, subsection (a). In the current rulemaking initiative, the Commission is recommending revisions to Rules 25-12.005, 25-12.008, and 25-12.027, F.A.C., to adopt the latest version of the federal standards 49 C.F.R. Parts 191, 192, and 199 that pertain to the regulation of natural gas. Also, the Commission is recommending modifications to Rule 25-12.085, F.A.C., to incorporate the most recent versions of certain Pipeline and Hazardous Materials Safety Administration (PHMSA) forms. Recommended amendments to these Commission rules are not more restrictive than the changes to the related federal rules. Therefore, any economic impacts that might be incurred by affected entities would be a result of changes to federal rules promulgated under 49 C.F.R. Parts 191, 192, and 199 and not caused by staff's recommended changes to relevant Commission rules.

As discussed in Section D., below, other amendments to Commission rules being recommended at this time are not anticipated to result in significant additional transactional costs. Therefore, none of the rule impact/cost criteria established in paragraph 120.541(2)(a), F.S., will be exceeded as a result of the recommended rule revisions.

B. A good faith estimate of: [120.541(2)(b), F.S.]

(1) The number of individuals and entities likely to be required to comply with the rule.

Potentially affected entities include 51 natural gas utilities and 58 electric utilities. Utilities which come under the jurisdiction of the Commission in the future also would be required to comply.

(2) A general description of the types of individuals likely to be affected by the rule.

Florida's 51 natural gas utilities are comprised of 8 investor-owned utilities, 27 municipally-owned gas utilities, 4 special gas districts, 7 transmission entities, and 5 master meters. Florida's 58 electric utilities are comprised of 5 investor-owned utilities, 34 municipally-owned electric utilities, 16 rural electric cooperatives, and 3 independent wholesale power generation and distribution companies. Florida's 5 investor-owned electric utilities serve approximately 7.57 million customers. Florida's 8 investor-owned natural gas utilities serve approximately 535,000 customers.

[Sources: (1) Master Commission Directory, PSC - June 2016; (2) Facts and Figures of the Florida Utility Industry, PSC - March 2016]

C. A good faith estimate of: [120.541(2)(c), F.S.]

(1) The cost to the Commission to implement and enforce the rule.

- None. To be done with the current workload and existing staff.
- Minimal. Provide a brief explanation.
- Other. Provide an explanation for estimate and methodology used.

(2) The cost to any other state and local government entity to implement and enforce the rule.

- None. The rule will only affect the Commission.
- Minimal. Provide a brief explanation.
- Other. Provide an explanation for estimate and methodology used.

(3) Any anticipated effect on state or local revenues.

- None.
- Minimal. Provide a brief explanation.
- Other. Provide an explanation for estimate and methodology used.

D. A good faith estimate of the transactional costs likely to be incurred by individuals and entities (including local government entities) required to comply with the requirements of the rule. "Transactional costs" include filing fees, the cost of obtaining a license, the cost of equipment required to be installed or used, procedures required to be employed in complying with the rule, additional operating costs incurred, the cost of monitoring or reporting, and any other costs necessary to comply with the rule.

[120.541(2)(d), F.S.]

- None. The rule will only affect the Commission.
- Minimal. Provide a brief explanation.
- Other. Provide an explanation for estimate and methodology used.

Any economic impacts that might be incurred by affected entities resulting from changes to federal rules promulgated under 49 C.F.R. Parts 191, 192, and 199 would not be caused by staff's recommended changes to Commission Rules 25-12.005, 25-12.008, and 25-12.027, F.A.C. Staff's recommended clarification and/or streamlining measures pertaining to Rules 25-6.0346, 25-12.022, 25-12.027, 25-12.040, and 25-12.085, F.A.C., are not anticipated to result in additional transactional costs. Other recommended rule changes which potentially might result in additional transactional costs are discussed below.

Additional recommended modifications to Rule 25-12.040, F.A.C., include new subsection (4). Under current Commission rules, gas utilities are required to perform follow-up inspections of leak repairs no later than one month for Grade 1 leaks and no later than six months for Grade 2 leaks. New language included in subsection (4) would require that if residual gas is detected on the follow-up inspection, continued monthly (not to exceed 45 days) monitoring and inspections shall be done until gas is no longer detected.

To identify potential additional transactional costs that might be incurred by gas utilities, staff sent a data request to the eight investor-owned gas utilities under the jurisdiction of the Commission. Utilities were asked to estimate the costs of performing a typical follow-up inspection and the number of additional

inspections that would be required to be performed in a typical year under the new rules. Two responses were received. Information included in respondents' comments is combined in the following discussion.

Respondents' estimates of the cost to perform an additional inspection ranged from approximately \$70 to \$308 on average, depending upon the degree to which there are impediments (e.g., overlying pavement) to accessing the repaired area for inspection. These estimates include labor costs for travel time and performing the residual gas recheck (1.75 – 3.5 hours) as well as the associated vehicle and equipment costs. Based on respondents' comments, staff believes that the large majority of the residual gas rechecks would fall in the lower half of the cost range and that complex re-inspections in areas where wall-to-wall overlying asphalt or concrete exists do not occur frequently. Respondents also indicated that the cost of a complex residual gas recheck can be mitigated if there are existing drill holes through the concrete or asphalt that were drilled during the initial repair and/or follow-up investigation.

Respondents also identified other costs that potentially might be associated with the need to perform additional inspections, such as: (a) updates to compliance tracking systems to trigger the prospective re-inspection interval, and (b) restoration work when a complex re-inspection necessitates drilling through overlying pavement. However, respondents stated that they did not believe these potential additional costs would be significant.

With regard to the possibility of additional re-inspections that might be required under the prospective rules, respondents indicated that based on current standard work practices, leak rechecks are performed whenever residual gas is present following a Grade 1 or Grade 2 leak repair. If upon recheck, residual gas continues to be present, additional rechecks are performed of the area where residual gas was present until such time as gas is no longer detected. One respondent stated that for all Grade 1 leaks repaired during a recent 12-month period, residual gas was detected in or around the area of repair in 1 percent of the cases. Leak rechecks were performed at these sites and in all cases, on the first recheck, no residual gas remained. The other respondent did not expect increased numbers of re-inspections for Grade 1 leaks as rechecks for these leaks currently are being performed on a monthly basis.

For Grade 2 leaks, staff notes that utilities potentially could be affected if conditions warranted performance of the leak rechecks in a more compressed time frame (i.e., monthly – not to exceed 45 days) rather than what currently would occur under normal industry practices pursuant to current Commission rules. In a hypothetical worst-case scenario, five additional follow-up inspections potentially might be necessary during a 12-month period for Grade 2 leaks; however, staff believes that such worst-case scenarios would be rare.

For Grade 2 leaks repaired during a recent 12-month period, respondents indicated that residual gas was detected in or around the area of repair in 7 to 8 percent of the cases. In many instances, it is common for no residual gas to be detected on the first recheck. In most other circumstances, it is anticipated that residual gas problems associated with Grade 2 leaks typically would be resolved



within approximately two leak rechecks after the initial required inspection. Therefore, based on respondents' comments, staff does not anticipate that the recommended changes to this rule would result in a significant increase in the number of follow-up inspections performed after leak repairs.

E. An analysis of the impact on small businesses, and small counties and small cities: [120.541(2)(e), F.S.]

(1) "Small business" is defined by Section 288.703, F.S., as an independently owned and operated business concern that employs 200 or fewer permanent full-time employees and that, together with its affiliates, has a net worth of not more than \$5 million or any firm based in this state which has a Small Business Administration 8(a) certification. As to sole proprietorships, the \$5 million net worth requirement shall include both personal and business investments.

- No adverse impact on small business. *[See clarification below.]*
- Minimal. Provide a brief explanation.
- Other. Provide an explanation for estimate and methodology used.

Based on a review of investor-owned electric and gas utility annual reports, it is estimated that two investor-owned gas utilities potentially might meet the definition of "small business" as defined in Section 288.703, F.S. However, as noted in Section D above, any economic impacts that might be incurred by affected entities resulting from changes to federal rules promulgated under 49 C.F.R. Parts 191, 192, and 199 would not be caused by staff's recommended changes to relevant Commission rules. Additional transactional costs, if any, that potentially might result from other recommended rule changes are discussed in Section D above.

(2) A "Small City" is defined by Section 120.52, F.S., as any municipality that has an unincarcerated population of 10,000 or less according to the most recent decennial census. A "small county" is defined by Section 120.52, F.S., as any county that has an unincarcerated population of 75,000 or less according to the most recent decennial census.

- No impact on small cities or small counties.
- Minimal. Provide a brief explanation.
- Other. Provide an explanation for estimate and methodology used.

Based on a review of the "Florida Estimates of Population" published by the Bureau of Economic and Business Research (2015), it is estimated that 14

municipally-owned electric utilities and 18 municipally-owned gas utilities potentially might meet the definition of "small city" as defined in Section 120.52, F.S. However, as noted in Section D above, any economic impacts that might be incurred by affected entities resulting from changes to federal rules promulgated under 49 C.F.R. Parts 191, 192, and 199 would not be caused by staff's recommended changes to relevant Commission rules. Additional transactional costs, if any, that potentially might result from other recommended rule changes are discussed in Section D above.

F. Any additional information that the Commission determines may be useful. [120.541(2)(f), F.S.]

None.

Additional Information:

G. A description of any regulatory alternatives submitted and a statement adopting the alternative or a statement of the reasons for rejecting the alternative in favor of the proposed rule. [120.541(2)(g), F.S.]

No regulatory alternatives were submitted.

A regulatory alternative was received from

Adopted in its entirety.

Rejected. Describe what alternative was rejected and provide a statement of the reason for rejecting that alternative.