



Matthew R. Bernier
Associate General Counsel
Duke Energy Florida, LLC.

October 9, 2017

VIA ELECTRONIC FILING

Ms. Carlotta Stauffer, Commission Clerk
Florida Public Service Commission
2540 Shumard Oak Boulevard
Tallahassee, Florida 32399-0850

Re: *Fuel and purchased power cost recovery clause with generating performance incentive factor; Docket No. 20170001-EI*

Dear Ms. Stauffer:

Please find enclosed for electronic filing on behalf of Duke Energy Florida, LLC ("DEF"), DEF's Request for Confidential Classification filed in connection with Staff's Audit Workpapers (*Audit Control No. 2017-048-2-1*). The filing includes the following:

- DEF's Request for Confidential Classification
- Slipsheet for confidential Exhibit A
- Redacted Exhibit B (one copy)
- Exhibit C (justification matrix), and
- Exhibit D (affidavit of Joseph McCallister)

DEF's confidential Exhibit A and one copy of Exhibit B that accompanies the above-referenced filing has been submitted under separate cover.

Thank you for your assistance in this matter. Please feel free to call me at (850) 521-1428 should you have any questions concerning this filing.

Respectfully,

s/Matthew R. Bernier

Matthew R. Bernier
Associate General Counsel
Matthew.Bernier@duke-energy.com

MRB/mw
Enclosures

BEFORE THE FLORIDA PUBLIC SERVICE COMMISSION

In re: Fuel and purchased power cost
recovery clause with generating
performance incentive factor.

Docket No. 20170001-EI

Dated: October 9, 2017

**DUKE ENERGY FLORIDA, LLC'S
REQUEST FOR CONFIDENTIAL CLASSIFICATION**

Duke Energy Florida, LLC, (“DEF” or “Company”), pursuant to Section 366.093, Florida Statutes (F.S.), and Rule 25-22.006, Florida Administrative Code (F.A.C.), submits this Request for Confidential Classification for certain information contained in Staff’s Audit Workpapers pertaining to DEF’s 2017 Hedging Activities Audit (*Audit Control No. 2017-048-2-1*). In support of this Request, DEF states:

1. The Staff audit work papers at issue contain “proprietary business information” under Section 366.093(3), Florida Statutes.

2. The following exhibits are included with this request:

(a) Sealed Composite Exhibit A is a package containing an unredacted copy of all the audit work papers for which DEF seeks confidential treatment. Composite Exhibit A is being submitted separately in a sealed envelope labeled “CONFIDENTIAL.” In the unredacted version, the information asserted to be confidential is highlighted by yellow marker.

(b) Composite Exhibit B is a package containing two copies of redacted versions of the documents for which the Company requests confidential classification. The

specific information for which confidential treatment is requested has been blocked out by opaque marker or other means.

(c) Exhibit C is a table which identifies by page and line the information for which DEF seeks confidential classification and the specific statutory bases for seeking confidential treatment.

(d) Exhibit D is an affidavit attesting to the confidential nature of information identified in this request.

3. As indicated in Exhibit C, the information for which DEF requests confidential classification is “proprietary confidential business information” within the meaning of Section 366.093(3), F.S. The audit work papers contain information that relates to sensitive business information, such as internal hedging practices and procedures, hedging volumes and transactions, hedging forecasts, percentages, and pricing information, the disclosure of which would impair the efforts of the Company to negotiate fuel supply contracts and fuel hedges on favorable terms. *See* § 366.093(3)(d), F.S.; Affidavit of Joseph McCallister at ¶ 4. Additionally, if the information at issue was disclosed, DEF’s efforts to obtain competitive energy supply that provides economic value to both DEF and its customers could be compromised by competitors for such commodities changing their purchasing behavior within the relevant markets. *See id.* at ¶ 5. Furthermore, the information at issue relates to the competitive interests of DEF, the disclosure of which would impair DEF’s competitive business. § 366.093(3)(e), F.S.; Affidavit of Joseph McCallister at ¶ 5. Accordingly, such information constitutes “proprietary confidential business information” which is exempt from disclosure under the Public Records Act pursuant to Section 366.093(1), F.S.

4. The information identified as Exhibit “A” is intended to be and is treated as

confidential by the Company. *See* Affidavit of Joseph McCallister at ¶ 6. The information contained in the audit work papers has not been disclosed to the public, and the Company has treated and continues to treat the information at issue as confidential. *See id.*

5. DEF requests that the information identified in Exhibit A be classified as “proprietary confidential business information” within the meaning of section 366.093(3), F.S., that the information remain confidential for a period of at least 18 months as provided in section 366.093(4) F.S., and that the information be returned as soon as it is no longer necessary for the Commission to conduct its business.

WHEREFORE, for the foregoing reasons, DEF respectfully requests that this Request for Confidential Classification be granted.

RESPECTFULLY SUBMITTED this 9th day of October, 2017.

s/Matthew R. Bernier

DIANNE M. TRIPLETT

Deputy General Counsel
299 First Avenue North
St. Petersburg, FL 33701

T: (727)820-4692

F: (727)820-5041

Email: Dianne.Triplett@duke-energy.com

MATTHEW R. BERNIER

Associate General Counsel
106 East College Avenue, Suite 800
Tallahassee, Florida 32301

T: (850)521-1428

F: (727)820-5041

Email: Matthew.Bernier@duke-energy.com

Attorneys for Duke Energy Florida, LLC

Duke Energy Florida
CERTIFICATE OF SERVICE
Docket No. 20170001-EI

I HEREBY CERTIFY that a true and correct copy of the foregoing has been furnished via email this 9th day of October, 2017 to all parties of record as indicated below.

s/Matthew R. Bernier

Attorney

<p>Suzanne S. Brownless Danijela Janjic Office of General Counsel Florida Public Service Commission 2540 Shumard Oak Blvd. Tallahassee, FL 32399-0850 sbrownle@psc.state.fl.us djanjic@psc.state.fl.us asoete@psc.state.fl.us</p> <p>James D. Beasley J. Jeffrey Wahlen Ausley McMullen P.O. Box 391 Tallahassee, FL 32302 jbeasley@ausley.com jwahlen@ausley.com</p> <p>Russell A. Badders Steven R. Griffin Beggs & Lane P.O. Box 12950 Pensacola, FL 32591 rab@beggslane.com srg@beggslane.com</p> <p>James W. Brew Laura A. Wynn Stone Matheis Xenopoulos & Brew 1025 Thomas Jefferson Street, NW 8th Floor, West Tower Washington, DC 20007 jbrew@smxblaw.com law@smxblaw.com</p>	<p>Mike Cassel, Director Regulatory Affairs Florida Public Utilities Company 1750 S 14th Street, Suite 200 Fernandina Beach, FL 32034 mcassel@fpuc.com</p> <p>Rhonda J. Alexander Regulatory and Pricing Manager Gulf Power Company One Energy Place Pensacola, FL 32520-0780 rjalexad@southernco.com</p> <p>Jeffrey A. Stone, General Counsel Gulf Power Company One Energy Place Pensacola, FL 32520-0780 jastone@southernco.com</p> <p>Beth Keating Gunster, Yoakley & Stewart, P.A. 215 South Monroe Street, Suite 601 Tallahassee, FL 32301 bkeating@gunster.com</p> <p>Charles J. Rehwinkel J.R. Kelly / Patty Christensen Office of Public Counsel c/o The Florida Legislature 111 W. Madison Street, Room 812 Tallahassee, FL 32399-1400 rehwinkel.charles@leg.state.fl.us kelly.jr@leg.state.fl.us christensen.patty@leg.state.fl.us</p>	<p>Ms. Paula K. Brown Manager, Regulatory Coordination Tampa Electric Company P.O. Box 111 Tampa, FL 33601 regdept@tecoenergy.com</p> <p>John T. Butler Maria Jose Moncada Florida Power & Light Company 700 Universe Boulevard (LAW/JB) Juno Beach, FL 33408-0420 john.butler@fpl.com maria.moncada@fpl.com</p> <p>Kenneth Hoffman, Vice President Regulatory Affairs Florida Power & Light Company 215 S. Monroe Street, Suite 810 Tallahassee, FL 32301-1858 ken.hoffman@fpl.com</p> <p>Jon C. Moyle, Jr. Moyle Law Firm, PA 118 North Gadsden Street Tallahassee, FL 32301 jmoyle@moylelaw.com</p> <p>Robert Scheffel Wright John T. LaVia, III c/o Gardner Law Firm 1300 Thomaswood Drive Tallahassee, FL 32308 schef@gbwlegal.com jlavia@gbwlegal.com</p>
---	---	--

Exhibit A

(Staff audit work papers)
(Audit Control No. 2017-048-2-1)

“CONFIDENTIAL”

(filed under separate cover)

Exhibit B

REDACTED

(Staff audit work papers)

(Audit Control No. 2017-048-2-1)

One copy provided on disc under separate cover and one copy is attached

INDEX OF CONFIDENTIAL WORKPAPERS
DUKE ENERGY FLORIDA, LLC.
DKT 20170001-EI ACN 2017-068-2-1
HEDGING ACTIVITIES

Item	Description	Work-paper Number	# of Pages
1	Hedging Result Report Filed	2	43
2	Risk Management Plan	30, 30-1 to 30-2	3
3	Tolling Invoices paid and supporting documentation	45, 45-1 to 45-13	14
4	Segregation of Duties	46	6
5	Gas Hedging Activities Testing	47, 47-1 to 47-10	160

Total Pages 226

Work Paper 2

Work Paper 2

Duke Energy Florida
Hedging Activities
August 2016 to July 2017
Dkt. No. 20170001-EI; ACN 2017-048-2-1

6 FT

CONFIDENTIAL

Duke Energy Florida
Natural Gas and Oil Hedging Detail

Duke Energy Florida
Docket No. 170001-EI
Witness: McCallister
Exhibit JM-1T

Year	Savings/(Cost) on Hedges			Hedged Volumes (MMBtu's)			Actual Bill Generation & Total	Hedged Basis	% Hedged with Financial	% Hedged with Physical	% Hedged
	Financial	Physical	Total	Financial	Physical	Total Hedged					
Jan-16											
Feb-16							17,882,000				
Mar-16							16,302,300				
Apr-16							18,660,300				
May-16							18,204,400				
Jun-16							24,722,000				
Jul-16							24,413,000				
Aug-16							20,571,200				
Sep-16							24,623,800				
Oct-16							23,701,800				
Nov-16							19,733,100				
Dec-16							2,482,800				
YTD	\$150,182,975	\$0	(\$150,182,975)	147,472,500	0	147,472,500	248,097,200	60%	100%	0%	

Year	Savings/(Cost) on Hedges			Hedged Volumes (MMBtu's)			Injection	Hedged Basis	% Hedged with Financial	% Hedged with Physical	% Hedged
	Financial	Physical	Total	Financial	Physical	Total Hedged					
Jun-16											
YTD							250,000				

Year	Savings/(Cost) on Hedges			Hedged Volumes (Gallons)			Estimated Exposure	Hedged Exposure	% Hedged with Financial	% Hedged with Physical	% Hedged
	Financial	Physical	Total	Financial	Physical	Total Hedged					
Jan-16											
Feb-16							758,182				
Mar-16							758,562				
Apr-16							762,321				
May-16							804,058				
Jun-16							779,488				
Jul-16							481,617				
Aug-16							352,804				
Sep-16							347,197				
YTD	\$220,311	\$0	\$220,311	2,982,000	0	2,982,000	6,589,828	53%	100%	0%	

PBC

WP.2.

b
CIT

Duke Energy Florida
Hedging Activities
August 2016 to July 2017
Dkt. No. 20170001-EI; ACN 2017-048-2-1

Duke Energy Florida
Natural Gas Hedging Detail

CONFIDENTIAL

Duke Energy Florida
Docket No. 170001-EI
Witness: McCallister
Exhibit JM-17

Natural Gas	Savings(Cost) on Hedges			Hedged Volumes (MMBtu's)			Actual Burn (Generation & Transmission)	Hedged Burns	% Hedged with Financial	% Hedged with Physical
	Financial	Physical	Total	Financial	Physical	Total Hedged				
Jan-17							14,894,100			
Feb-17							13,281,100			
Mar-17							15,388,300			
Apr-17							17,613,000			
May-17							21,475,800			
Jun-17							21,474,100			
Jul-17							25,093,600			
YTD	(\$18,698,600)	\$0	(\$18,698,600)	63,620,000	0	63,620,000	128,150,000	48%	100%	0%

See Note 1
See Note 2

Note 1: Actual burns for periods January 2017 through June 2017. July 2017 burn numbers are considered estimates subject to minor adjustments based on actual bookings.
Note 2: Based on actual fuel burns for January 2017 through June 2017, and forecasted fuel burns for July 2017.



WP2

911

Duke Energy Florida
Hedging Activities
August 2016 to July 2017
Dkt. No. 20170001-EI; ACN 2017-048-2-1

Financial	Financial Swap	11/20/16	3312106	JPMorganChase Bank E	IFENC	Tampa Zone 4	\$2,000
Financial	Financial Swap	11/20/16	3312623	JPMorganChase Bank E	IFENC	Tampa Zone 4	\$2,000
Financial	Financial Swap	11/20/16	3321450	BNP Paribas EMI	NYMEX MG LID	Henry 1&6	\$2,170
Financial	Financial Swap	11/20/16	3327458	Merrill Lynch&Co EMI	NYMEX MG LID	Henry 1&6	\$2,170
Financial	Financial Swap	11/20/16	3323224	Morgan Stanley EMI	IFENC	Tampa Zone 4	\$2,000
Financial	Financial Swap	11/20/16	334144	Morgan Stanley E	IFENC	Tampa Zone 4	\$2,000
Financial	Financial Swap	11/20/16	3330749	Merrill Lynch&Co EMI	IFENC	Chalvesa Oil	\$2,000
Financial	Financial Swap	11/20/16	3336603	EXLON/REPL	IFENC	Tampa Zone 4	\$2,000
Financial	Financial Swap	11/20/16	3344418	Scotiabank	NYMEX MG LID	Henry 1&6	\$2,170
Financial	Financial Swap	11/20/16	3370643	Scotiabank	NYMEX MG LID	Henry 1&6	\$2,170
Financial	Financial Swap	11/20/16	3370773	Merrill Lynch&Co EMI	IFENC	Tampa Zone 4	\$2,000
Financial	Financial Swap	11/20/16	3371650	Wells Fargo Secur	NYMEX MG LID	Henry 1&6	\$2,170
Financial	Financial Swap	11/20/16 Total					\$2,170

WP2
P.4



6
IT

Duke Energy Florida
Hedging Activities
August 2016 to July 2017
Dkt. No. 20170001-EI; ACN 2017-048-2-1

Financial	Financial Swap	2/1/2018	1/31/16	Market, proc/Con E	PERC	Tranaco Zone 4				
Financial	Financial Swap	2/1/2016	3338799	Market, proc/Con E EA	PERC	Tranaco Zone 4			\$2,100	
Financial	Financial Swap	2/1/2016	3356803	MARKET/PERC	PERC	Tranaco Zone 4			\$2,100	
Financial	Financial Swap	2/1/2016	3364485	Scala Bank	NYMEX NG LID	Henry Hub			\$2,100	
Financial	Financial Swap	2/1/2016	3370095	Scala Bank	NYMEX NG LID	Henry Hub			\$2,100	
Financial	Financial Swap	2/1/2018	3310773	Market, proc/Con E EA	PERC	Tranaco Zone 4			\$2,100	

WP2
P.6



2211

Duke Energy Florida
Hedging Activities
August 2016 to July 2017
Dkt. No. 20170001-EI; ACN 2017-048-2-1

Financial	Financial Swap	2/1/2016	2321184	Morgan Stanley E	PERC	Teneco Zone 4		31,800		
Financial	Financial Swap	2/1/2016	1130749	Merrill Lynch/EAM	PERC	Chamblee Cell		31,800		
Financial	Financial Swap	2/1/2016	3336620	BNA/MONTREAL	PERC	Teneco Zone 4		31,800		
Financial	Financial Swap	2/1/2016	3317073	Merrill Lynch/EAM	PERC	Teneco Zone 4		31,800		
		2/1/2016 Total								12,850,000

50

WP2
P-8

6
27

Duke Energy Florida
Hedging Activities
August 2016 to July 2017
Dkt. No. 20170001-EI; ACN 2017-048-2-1

Financial	Financial Swap	4/1/2016	3/29/15	BRUNNEN/RESAL	PERC	Henry Hub				
Financial	Financial Swap	4/1/2016	3228157	Phylippe/Chas Bank E	PERC	Henry Hub				\$1,9000
Financial	Financial Swap	4/1/2016	3228157	Phylippe/Chas Bank E	PERC	Henry Hub				\$1,9000
Financial	Financial Swap	4/1/2016	3249444	Monte, yro/Can E EM	PERC	Tronzo Zone 4				\$1,8700
Financial	Financial Swap	4/1/2016	3244524	Phylippe/Chas Bank E	PERC	Tronzo Zone 4				\$1,8700
Financial	Financial Swap	4/1/2016	3267252	Chilgusa Energy E	PERC	Calamba Out				\$1,8300
Financial	Financial Swap	4/1/2016	3271105	Monte, yro/Can E EM	PERC	Calamba Out				\$1,8300
Financial	Financial Swap	4/1/2016	3281750	Monte, yro/Can E EM	PERC	Calamba Out				\$1,8300
Financial	Financial Swap	4/1/2016	3287746	Macquarie Bank Ltd	PERC	Calamba Out				\$1,8300
Financial	Financial Swap	4/1/2016	3281141	Macquarie Bank Ltd	PERC	Tronzo Zone 4				\$1,8300
Financial	Financial Swap	4/1/2016	317627	Macquarie Bank Ltd	PERC	Tronzo Zone 4				\$1,8300
Financial	Financial Swap	4/1/2016	3127005	Chilgusa Energy E	PERC	Tronzo Zone 4				\$1,8700
Financial	Financial Swap	4/1/2016	3129156	Macquarie Bank Ltd	PERC	Tronzo Zone 4				\$1,8700
Financial	Financial Swap	4/1/2016	3333464	Phylippe/Chas Bank E	PERC	Tronzo Zone 4				\$1,8700
Financial	Financial Swap	4/1/2016	3340042	Phylippe/Chas Bank E	PERC	Tronzo Zone 4				\$1,8700
Financial	Financial Swap	4/1/2016	3340929	Phylippe/Chas Bank E	PERC	Tronzo Zone 4				\$1,8700
Financial	Financial Swap	4/1/2016	3349668	Monte, yro/Can E EM	PERC	Tronzo Zone 4				\$1,8700
Financial	Financial Swap	4/1/2016	3348333	BRUNNEN/RESAL	PERC	Tronzo Zone 4				\$1,8700
Financial	Financial Swap	4/1/2016	3349188	Phylippe/Chas Bank E	PERC	Tronzo Zone 4				\$1,8700
Financial	Financial Swap	4/1/2016	3352466	Macquarie Bank Ltd	PERC	Tronzo Zone 4				\$1,8700
Financial	Financial Swap	4/1/2016	3353204	Macquarie Bank Ltd	PERC	Tronzo Zone 4				\$1,8700
Financial	Financial Swap	4/1/2016	3353212	Macquarie Bank Ltd	PERC	Tronzo Zone 4				\$1,8700
Financial	Financial Swap	4/1/2016	3358824	BRUNNEN/RESAL	PERC	Tronzo Zone 4				\$1,8700
Financial	Financial Swap	4/1/2016	3358922	Phylippe/Chas Bank E	PERC	Tronzo Zone 4				\$1,8700
Financial	Financial Swap	4/1/2016	3358458	Monte, yro/Can E EM	PERC	Tronzo Zone 4				\$1,8700
Financial	Financial Swap	4/1/2016	3365243	BRUNNEN/RESAL	PERC	Tronzo Zone 4				\$1,8300
Financial	Financial Swap	4/1/2016	3358904	Phylippe/Chas Bank E	PERC	Calamba Out				\$1,8300

10,200,400



WP2
P.10

24

WP2
p.11

Duke Energy Florida
Hedging Activities

August 2016 to July 2017

Dkt. No. 20170001-EI; ACN 2017-048-Z-1

Financial	Financial Option	Call	5/1/2016	3227413	Citigroup Energy E	NYMEX NG L1D	Henry Hub		\$1,9950	
Financial	Financial Option	Put	5/1/2016	3227413	Citigroup Energy E	NYMEX NG L1D	Henry Hub		\$1,9950	
Financial	Financial Option	Call	5/1/2016	3227513	Citigroup Energy E	NYMEX NG L1D	Henry Hub		\$1,9950	
Financial	Financial Option	Put	5/1/2016	3227513	Citigroup Energy E	NYMEX NG L1D	Henry Hub		\$1,9950	
Financial	Financial Option	Call	5/1/2016	3227514	BK MONTREAL	NYMEX NG L1D	Henry Hub		\$1,9950	
Financial	Financial Option	Put	5/1/2016	3227514	BK MONTREAL	NYMEX NG L1D	Henry Hub		\$1,9950	
Financial	Financial Option	Call	5/1/2016	3227515	JPMorganChase Bank E	IFERC	Trasaco Zone 4		\$1,9500	
Financial	Financial Option	Put	5/1/2016	3227515	JPMorganChase Bank E	IFERC	Trasaco Zone 4		\$1,9500	
Financial	Financial Option	Call	5/1/2016	3227516	Merrill LynchCom E EM	IFERC	Trasaco Zone 4		\$1,9500	
Financial	Financial Option	Put	5/1/2016	3227516	Merrill LynchCom E EM	IFERC	Trasaco Zone 4		\$1,9500	
Financial	Financial Option	Call	5/1/2016	3227517	BK MONTREAL	IFERC	Henry Hub		\$1,9900	
Financial	Financial Option	Put	5/1/2016	3227517	BK MONTREAL	IFERC	Henry Hub		\$1,9900	
Financial	Financial Option	Call	5/1/2016	3227520	Merrill LynchCom E EM	IFERC	Henry Hub		\$1,9900	
Financial	Financial Option	Put	5/1/2016	3227520	Merrill LynchCom E EM	IFERC	Henry Hub		\$1,9900	
Financial	Financial Option	Call	5/1/2016	3227522	BK MONTREAL	IFERC	Henry Hub		\$1,9900	
Financial	Financial Option	Put	5/1/2016	3227522	BK MONTREAL	IFERC	Henry Hub		\$1,9900	
Financial	Financial Option	Call	5/1/2016	3238364	BK MONTREAL	IFERC	Henry Hub		\$1,9900	
Financial	Financial Option	Put	5/1/2016	3238364	BK MONTREAL	IFERC	Henry Hub		\$1,9900	
Financial	Financial Option	Call	5/1/2016	3248478	Macquarie Bank Ltd	NYMEX NG L1D	Henry Hub		\$1,9950	
Financial	Financial Option	Put	5/1/2016	3248478	Macquarie Bank Ltd	NYMEX NG L1D	Henry Hub		\$1,9950	
Financial	Financial Option	Call	5/1/2016	3252181	Citigroup Energy E	NYMEX NG L1D	Henry Hub		\$1,9950	
Financial	Financial Option	Put	5/1/2016	3252181	Citigroup Energy E	NYMEX NG L1D	Henry Hub		\$1,9950	
Financial	Financial Option	Call	5/1/2016	3265423	Merrill LynchCom E EM	IFERC	Henry Hub		\$1,9900	
Financial	Financial Option	Put	5/1/2016	3265423	Merrill LynchCom E EM	IFERC	Henry Hub		\$1,9900	
Financial	Financial Option	Call	5/1/2016	3277474	Merrill LynchCom E EM	NYMEX NG L1D	Henry Hub		\$1,9950	
Financial	Financial Option	Put	5/1/2016	3277474	Merrill LynchCom E EM	NYMEX NG L1D	Henry Hub		\$1,9950	
Financial	Financial Option	Call	5/1/2016	3279678	Citigroup Energy E	IFERC	Henry Hub		\$1,9900	
Financial	Financial Option	Put	5/1/2016	3279678	Citigroup Energy E	IFERC	Henry Hub		\$1,9900	
Financial	Financial Option	Call	5/1/2016	3292220	Merrill LynchCom E EM	IFERC	Henry Hub		\$1,9900	
Financial	Financial Option	Put	5/1/2016	3292220	Merrill LynchCom E EM	IFERC	Henry Hub		\$1,9900	
Financial	Financial Option	Call	5/1/2016	3301242	Citigroup Energy E	NYMEX NG L1D	Henry Hub		\$1,9950	
Financial	Financial Option	Put	5/1/2016	3301242	Citigroup Energy E	NYMEX NG L1D	Henry Hub		\$1,9950	
Financial	Financial Option	Call	5/1/2016	3304155	JPMorganChase Bank E	NYMEX NG L1D	Henry Hub		\$1,9950	
Financial	Financial Option	Put	5/1/2016	3304155	JPMorganChase Bank E	NYMEX NG L1D	Henry Hub		\$1,9950	
Financial	Financial Option	Call	5/1/2016	3310402	Morgan Stanley E	NYMEX NG L1D	Henry Hub		\$1,9950	
Financial	Financial Option	Put	5/1/2016	3310402	Morgan Stanley E	NYMEX NG L1D	Henry Hub		\$1,9950	
Financial	Financial Option	Call	5/1/2016	3321832	Macquarie Bank Ltd	NYMEX NG L1D	Henry Hub		\$1,9950	
Financial	Financial Option	Put	5/1/2016	3321832	Macquarie Bank Ltd	NYMEX NG L1D	Henry Hub		\$1,9950	
Financial	Financial Option	Call	5/1/2016	3325662	Macquarie Bank Ltd	NYMEX NG L1D	Henry Hub		\$1,9950	
Financial	Financial Option	Put	5/1/2016	3325662	Macquarie Bank Ltd	NYMEX NG L1D	Henry Hub		\$1,9950	
Financial	Financial Option	Call	5/1/2016	3331417	Morgan Stanley E	NYMEX NG L1D	Henry Hub		\$1,9950	
Financial	Financial Option	Put	5/1/2016	3331417	Morgan Stanley E	NYMEX NG L1D	Henry Hub		\$1,9950	
Financial	Financial Option	Call	5/1/2016	3339488	Morgan Stanley E	IFERC	Henry Hub		\$1,9900	
Financial	Financial Option	Put	5/1/2016	3339488	Morgan Stanley E	IFERC	Henry Hub		\$1,9900	
Financial	Financial Option	Call	5/1/2016	3344788	Merrill LynchCom E EM	IFERC	Trasaco Zone 4		\$1,9500	
Financial	Financial Option	Put	5/1/2016	3344788	Merrill LynchCom E EM	IFERC	Trasaco Zone 4		\$1,9500	
Financial	Financial Option	Call	5/1/2016	3378774	BNP Paribas E EM	NYMEX NG L1D	Henry Hub		\$1,9950	
Financial	Financial Option	Put	5/1/2016	3378774	BNP Paribas E EM	NYMEX NG L1D	Henry Hub		\$1,9950	
Financial	Financial Option	Call	5/1/2016	3390285	Morgan Stanley E	NYMEX NG L1D	Henry Hub		\$1,9950	
Financial	Financial Option	Put	5/1/2016	3390285	Morgan Stanley E	NYMEX NG L1D	Henry Hub		\$1,9950	
Financial	Financial Swap		5/1/2016	3225208	Morgan Stanley E	IFERC	Columbia Gulf		\$1,9100	
Financial	Financial Swap		5/1/2016	3225282	BK MONTREAL	IFERC	Columbia Gulf		\$1,9100	
Financial	Financial Swap		5/1/2016	3225287	JPMorganChase Bank E	IFERC	Columbia Gulf		\$1,9100	
Financial	Financial Swap		5/1/2016	3225298	Merrill LynchCom E EM	IFERC	Columbia Gulf		\$1,9100	
Financial	Financial Swap		5/1/2016	3225288	Merrill LynchCom E EM	IFERC	Columbia Gulf		\$1,9100	
Financial	Financial Swap		5/1/2016	3225290	Macquarie Bank Ltd	IFERC	Columbia Gulf		\$1,9100	
Financial	Financial Swap		5/1/2016	3225291	BK MONTREAL	IFERC	Columbia Gulf		\$1,9100	
Financial	Financial Swap		5/1/2016	3225458	Macquarie Bank Ltd	IFERC	Trasaco Zone 4		\$1,9500	
Financial	Financial Swap		5/1/2016	3225459	Citigroup Energy E	IFERC	Trasaco Zone 4		\$1,9500	
Financial	Financial Swap		5/1/2016	3225464	JPMorganChase Bank E	IFERC	Trasaco Zone 4		\$1,9500	
Financial	Financial Swap		5/1/2016	3225474	Macquarie Bank Ltd	IFERC	Trasaco Zone 4		\$1,9500	
Financial	Financial Swap		5/1/2016	3226122	JPMorganChase Bank E	IFERC	Trasaco Zone 4		\$1,9500	
Financial	Financial Swap		5/1/2016	3226130	JPMorganChase Bank E	IFERC	Trasaco Zone 4		\$1,9500	
Financial	Financial Swap		5/1/2016	3226321	Citigroup Energy E	IFERC	Trasaco Zone 4		\$1,9500	
Financial	Financial Swap		5/1/2016	3226333	JPMorganChase Bank E	IFERC	Trasaco Zone 4		\$1,9500	
Financial	Financial Swap		5/1/2016	3226346	Citigroup Energy E	IFERC	Trasaco Zone 4		\$1,9500	
Financial	Financial Swap		5/1/2016	3226375	Macquarie Bank Ltd	IFERC	Trasaco Zone 4		\$1,9500	
Financial	Financial Swap		5/1/2016	3226376	Merrill LynchCom E EM	IFERC	Trasaco Zone 4		\$1,9500	
Financial	Financial Swap		5/1/2016	3226430	BK MONTREAL	IFERC	Columbia Gulf		\$1,9100	

PBC

9577

Duke Energy Florida
Hedging Activities
August 2016 to July 2017
Dkt. No. 20170001-EI; ACN 2017-048-2-1

Instrument	Instrument	Instrument	Instrument	Instrument	Instrument	Instrument	Instrument	Instrument
Financial Swap	Financial Swap	5/1/2018	3284917	JPMorganChase Bank E	PERC	Charlotte Gulf	\$1,9100	
Financial Swap	Financial Swap	5/1/2018	3285533	JPMorganChase Bank E	PERC	Charlotte Gulf	\$1,9100	
Financial Swap	Financial Swap	5/1/2018	3285480	JPMorganChase Bank E	PERC	Charlotte Gulf	\$1,9100	
Financial Swap	Financial Swap	5/1/2018	3285452	Marill. ync.com E EM	PERC	Charlotte Gulf	\$1,9100	
Financial Swap	Financial Swap	5/1/2018	3285344	Marquette Bank Ltd	PERC	Charlotte Gulf	\$1,9100	
Financial Swap	Financial Swap	5/1/2018	3285355	Marquette Bank Ltd	PERC	Charlotte Gulf	\$1,9100	
Financial Swap	Financial Swap	5/1/2018	3285368	BANKMONTREAL	PERC	Henry Hall	\$1,9900	
Financial Swap	Financial Swap	5/1/2018	3285746	BANKMONTREAL	PERC	Henry Hall	\$1,9900	
Financial Swap	Financial Swap	5/1/2018	3286733	BANKMONTREAL	PERC	Henry Hall	\$1,9900	
Financial Swap	Financial Swap	5/1/2018	3286737	JPMorganChase Bank E	PERC	Henry Hall	\$1,9900	
Financial Swap	Financial Swap	5/1/2018	3286844	Marill. ync.com E EM	PERC	Tampa Zone 4	\$1,9900	
Financial Swap	Financial Swap	5/1/2018	3286824	JPMorganChase Bank E	PERC	Tampa Zone 4	\$1,9900	
Financial Swap	Financial Swap	5/1/2018	3287255	Chiquito Energy E	PERC	Columbia Gulf	\$1,9100	
Financial Swap	Financial Swap	5/1/2018	3273189	Marill. ync.com E EM	PERC	Columbia Gulf	\$1,9100	
Financial Swap	Financial Swap	5/1/2018	3283169	Marill. ync.com E EM	PERC	Columbia Gulf	\$1,9100	
Financial Swap	Financial Swap	5/1/2018	3285344	Marquette Bank Ltd	PERC	Charlotte Gulf	\$1,9100	
Financial Swap	Financial Swap	5/1/2018	3286141	Marquette Bank Ltd	PERC	Tampa Zone 4	\$1,9500	
Financial Swap	Financial Swap	5/1/2018	3138527	Marquette Bank Ltd	PERC	Tampa Zone 4	\$1,9500	
Financial Swap	Financial Swap	5/1/2018	3125323	Chiquito Energy E	PERC	Tampa Zone 4	\$1,9500	
Financial Swap	Financial Swap	5/1/2018	3129195	Marill. ync.com E EM	PERC	Tampa Zone 4	\$1,9500	
Financial Swap	Financial Swap	5/1/2018	3133844	JPMorganChase Bank E	PERC	Tampa Zone 4	\$1,9500	
Financial Swap	Financial Swap	5/1/2018	3140002	JPMorganChase Bank E	PERC	Tampa Zone 4	\$1,9500	
Financial Swap	Financial Swap	5/1/2018	3140019	Marill. ync.com E EM	PERC	Tampa Zone 4	\$1,9500	
Financial Swap	Financial Swap	5/1/2018	3145986	Marquette Bank Ltd	PERC	Tampa Zone 4	\$1,9500	
Financial Swap	Financial Swap	5/1/2018	3148233	BANKMONTREAL	PERC	Tampa Zone 4	\$1,9500	
Financial Swap	Financial Swap	5/1/2018	3149184	Marquette Bank Ltd	PERC	Tampa Zone 4	\$1,9500	
Financial Swap	Financial Swap	5/1/2018	3152199	Marquette Bank Ltd	PERC	Tampa Zone 4	\$1,9500	
Financial Swap	Financial Swap	5/1/2018	3153178	Scotiabank	PERC	Tampa Zone 4	\$1,9500	
Financial Swap	Financial Swap	5/1/2018	3153173	BANKMONTREAL	PERC	Tampa Zone 4	\$1,9500	
Financial Swap	Financial Swap	5/1/2018	3154604	BWP Paribas E EM	PERC	Tampa Zone 4	\$1,9500	
Financial Swap	Financial Swap	5/1/2018	3154622	Marill. ync.com E EM	PERC	Tampa Zone 4	\$1,9500	
Financial Swap	Financial Swap	5/1/2018	3156435	BANKMONTREAL	PERC	Tampa Zone 4	\$1,9500	
Financial Swap	Financial Swap	5/1/2018	3158032	Scotiabank	PERC	Henry Hall	\$1,9900	
Financial Swap	Financial Swap	5/1/2018	3160002	Marill. ync.com E EM	PERC	Henry Hall	\$1,9900	
Financial Swap	Financial Swap	5/1/2018	3160004	BANKMONTREAL	PERC	Henry Hall	\$1,9900	
Financial Swap	Financial Swap	5/1/2018	3167538	Marill. ync.com E EM	PERC	Henry Hall	\$1,9900	
Financial Swap	Financial Swap	5/1/2018	3164483	Scotiabank	PERC	Henry Hall	\$1,9900	
Financial Swap	Financial Swap	5/1/2018	3164483	BANKMONTREAL	PERC	Henry Hall	\$1,9900	
Financial Swap	Financial Swap	5/1/2018	3164514	BWP Paribas E EM	PERC	Charlotte Gulf	\$1,9100	
Financial Swap	Financial Swap	5/1/2018	3164804	Marill. ync.com E EM	PERC	Charlotte Gulf	\$1,9100	
Financial Swap	Financial Swap	5/1/2018	3166346	BWP Paribas E EM	PERC	Henry Hall	\$1,9900	

24,722,000

WP2
P.12



2/11

WP2
P.15

Financial	Financial Option	Call	7/1/2016	3227413	Citigroup Energy E	NYMEX NG L1D	Henry Hub	\$2,9170
Financial	Financial Option	Put	7/1/2016	3227413	Citigroup Energy E	NYMEX NG L1D	Henry Hub	\$2,9170
Financial	Financial Option	Call	7/1/2016	3227413	Citigroup Energy E	NYMEX NG L1D	Henry Hub	\$2,9170
Financial	Financial Option	Put	7/1/2016	3227413	Citigroup Energy E	NYMEX NG L1D	Henry Hub	\$2,9170
Financial	Financial Option	Call	7/1/2016	3227514	BK MONTREAL	NYMEX NG L1D	Henry Hub	\$2,9170
Financial	Financial Option	Put	7/1/2016	3227514	BK MONTREAL	NYMEX NG L1D	Henry Hub	\$2,9170
Financial	Financial Option	Call	7/1/2016	3227515	JPMorgan Chase Bank E	IFERC	Tranaco Zone 4	\$2,9000
Financial	Financial Option	Put	7/1/2016	3227515	JPMorgan Chase Bank E	IFERC	Tranaco Zone 4	\$2,9000
Financial	Financial Option	Call	7/1/2016	3227516	Merrill LynchCom E EM	IFERC	Tranaco Zone 4	\$2,9000
Financial	Financial Option	Put	7/1/2016	3227516	Merrill LynchCom E EM	IFERC	Tranaco Zone 4	\$2,9000
Financial	Financial Option	Call	7/1/2016	3227517	BK MONTREAL	IFERC	Henry Hub	\$2,8700
Financial	Financial Option	Put	7/1/2016	3227517	BK MONTREAL	IFERC	Henry Hub	\$2,8700
Financial	Financial Option	Call	7/1/2016	3227520	Merrill LynchCom E EM	IFERC	Henry Hub	\$2,9200
Financial	Financial Option	Put	7/1/2016	3227520	Merrill LynchCom E EM	IFERC	Henry Hub	\$2,9200
Financial	Financial Option	Call	7/1/2016	3227522	BK MONTREAL	IFERC	Henry Hub	\$2,9200
Financial	Financial Option	Put	7/1/2016	3227522	BK MONTREAL	IFERC	Henry Hub	\$2,9200
Financial	Financial Option	Call	7/1/2016	3234364	BK MONTREAL	IFERC	Henry Hub	\$2,8200
Financial	Financial Option	Put	7/1/2016	3234364	BK MONTREAL	IFERC	Henry Hub	\$2,8200
Financial	Financial Option	Call	7/1/2016	3246478	Macquarie Bank Ltd	NYMEX NG L1D	Henry Hub	\$2,9170
Financial	Financial Option	Put	7/1/2016	3246478	Macquarie Bank Ltd	NYMEX NG L1D	Henry Hub	\$2,9170
Financial	Financial Option	Call	7/1/2016	3252181	Citigroup Energy E	NYMEX NG L1D	Henry Hub	\$2,9170
Financial	Financial Option	Put	7/1/2016	3252181	Citigroup Energy E	NYMEX NG L1D	Henry Hub	\$2,9170
Financial	Financial Option	Call	7/1/2016	3254423	Merrill LynchCom E EM	IFERC	Henry Hub	\$2,9200
Financial	Financial Option	Put	7/1/2016	3254423	Merrill LynchCom E EM	IFERC	Henry Hub	\$2,9200
Financial	Financial Option	Call	7/1/2016	3277474	Merrill LynchCom E EM	NYMEX NG L1D	Henry Hub	\$2,9170
Financial	Financial Option	Put	7/1/2016	3277474	Merrill LynchCom E EM	NYMEX NG L1D	Henry Hub	\$2,9170
Financial	Financial Option	Call	7/1/2016	3278678	Citigroup Energy E	IFERC	Henry Hub	\$2,9200
Financial	Financial Option	Put	7/1/2016	3278678	Citigroup Energy E	IFERC	Henry Hub	\$2,9200
Financial	Financial Option	Call	7/1/2016	3282220	Merrill LynchCom E EM	IFERC	Henry Hub	\$2,9200
Financial	Financial Option	Put	7/1/2016	3282220	Merrill LynchCom E EM	IFERC	Henry Hub	\$2,9200
Financial	Financial Option	Call	7/1/2016	3301242	Citigroup Energy E	NYMEX NG L1D	Henry Hub	\$2,9170
Financial	Financial Option	Put	7/1/2016	3301242	Citigroup Energy E	NYMEX NG L1D	Henry Hub	\$2,9170
Financial	Financial Option	Call	7/1/2016	3304155	JPMorgan Chase Bank E	NYMEX NG L1D	Henry Hub	\$2,9170
Financial	Financial Option	Put	7/1/2016	3304155	JPMorgan Chase Bank E	NYMEX NG L1D	Henry Hub	\$2,9170
Financial	Financial Option	Call	7/1/2016	3310402	Morgan Stanley E	NYMEX NG L1D	Henry Hub	\$2,9170
Financial	Financial Option	Put	7/1/2016	3310402	Morgan Stanley E	NYMEX NG L1D	Henry Hub	\$2,9170
Financial	Financial Option	Call	7/1/2016	3321832	Macquarie Bank Ltd	NYMEX NG L1D	Henry Hub	\$2,9170
Financial	Financial Option	Put	7/1/2016	3321832	Macquarie Bank Ltd	NYMEX NG L1D	Henry Hub	\$2,9170
Financial	Financial Option	Call	7/1/2016	3325562	Macquarie Bank Ltd	NYMEX NG L1D	Henry Hub	\$2,9170
Financial	Financial Option	Put	7/1/2016	3325562	Macquarie Bank Ltd	NYMEX NG L1D	Henry Hub	\$2,9170
Financial	Financial Option	Call	7/1/2016	3331417	Morgan Stanley E	NYMEX NG L1D	Henry Hub	\$2,9170
Financial	Financial Option	Put	7/1/2016	3331417	Morgan Stanley E	NYMEX NG L1D	Henry Hub	\$2,9170
Financial	Financial Option	Call	7/1/2016	3339455	Morgan Stanley E	IFERC	Henry Hub	\$2,9200
Financial	Financial Option	Put	7/1/2016	3339455	Morgan Stanley E	IFERC	Henry Hub	\$2,9200
Financial	Financial Option	Call	7/1/2016	3344766	Merrill LynchCom E EM	IFERC	Tranaco Zone 4	\$2,9000
Financial	Financial Option	Put	7/1/2016	3344766	Merrill LynchCom E EM	IFERC	Tranaco Zone 4	\$2,9000
Financial	Financial Option	Call	7/1/2016	3370774	BNP Paribas EEM	NYMEX NG L1D	Henry Hub	\$2,9170
Financial	Financial Option	Put	7/1/2016	3370774	BNP Paribas EEM	NYMEX NG L1D	Henry Hub	\$2,9170
Financial	Financial Option	Call	7/1/2016	3389346	Scotiabank	NYMEX NG L1D	Henry Hub	\$2,9170
Financial	Financial Option	Put	7/1/2016	3389346	Scotiabank	NYMEX NG L1D	Henry Hub	\$2,9170
Financial	Financial Option	Call	7/1/2016	3390265	Morgan Stanley E	NYMEX NG L1D	Henry Hub	\$2,9170
Financial	Financial Option	Put	7/1/2016	3390265	Morgan Stanley E	NYMEX NG L1D	Henry Hub	\$2,9170
Financial	Financial Swap		7/1/2016	3225209	Morgan Stanley E	IFERC	Columbia Gulf	\$2,8400
Financial	Financial Swap		7/1/2016	3225282	BK MONTREAL	IFERC	Columbia Gulf	\$2,8400
Financial	Financial Swap		7/1/2016	3225287	JPMorgan Chase Bank E	IFERC	Columbia Gulf	\$2,8400
Financial	Financial Swap		7/1/2016	3225288	Merrill LynchCom E EM	IFERC	Columbia Gulf	\$2,8400
Financial	Financial Swap		7/1/2016	3225289	Merrill LynchCom E EM	IFERC	Columbia Gulf	\$2,8400
Financial	Financial Swap		7/1/2016	3225290	Macquarie Bank Ltd	IFERC	Columbia Gulf	\$2,8400
Financial	Financial Swap		7/1/2016	3225291	BK MONTREAL	IFERC	Columbia Gulf	\$2,8400
Financial	Financial Swap		7/1/2016	3225456	Macquarie Bank Ltd	IFERC	Tranaco Zone 4	\$2,9000
Financial	Financial Swap		7/1/2016	3225459	Citigroup Energy E	IFERC	Tranaco Zone 4	\$2,9000
Financial	Financial Swap		7/1/2016	3225464	JPMorgan Chase Bank E	IFERC	Tranaco Zone 4	\$2,9000
Financial	Financial Swap		7/1/2016	3225474	Macquarie Bank Ltd	IFERC	Tranaco Zone 4	\$2,9000
Financial	Financial Swap		7/1/2016	3226122	JPMorgan Chase Bank E	IFERC	Tranaco Zone 4	\$2,9000
Financial	Financial Swap		7/1/2016	3226130	JPMorgan Chase Bank E	IFERC	Tranaco Zone 4	\$2,9000
Financial	Financial Swap		7/1/2016	3226321	Citigroup Energy E	IFERC	Tranaco Zone 4	\$2,9000
Financial	Financial Swap		7/1/2016	3226333	JPMorgan Chase Bank E	IFERC	Tranaco Zone 4	\$2,9000
Financial	Financial Swap		7/1/2016	3226348	Citigroup Energy E	IFERC	Tranaco Zone 4	\$2,9000
Financial	Financial Swap		7/1/2016	3226378	Macquarie Bank Ltd	IFERC	Tranaco Zone 4	\$2,9000

Duke Energy Florida
Hedging Activities
August 2016 to July 2017
Dkt. No. 20170001-EI; ACN 2017-048-2-1

330

2/15

WP2
P.17

Duke Energy Florida
Hedging Activities
August 2016 to July 2017
Dkt. No. 20170001-EI; ACN 2017-048-2-1

Financial	Financial Option	Call	8/1/2016	3227413	Citigroup Energy E	NYMEX NG L1D	Herry Hub	\$2.6720
Financial	Financial Option	Put	8/1/2016	3227413	Citigroup Energy E	NYMEX NG L1D	Herry Hub	\$2.6720
Financial	Financial Option	Call	8/1/2016	3227513	Citigroup Energy E	NYMEX NG L1D	Herry Hub	\$2.6720
Financial	Financial Option	Put	8/1/2016	3227513	Citigroup Energy E	NYMEX NG L1D	Herry Hub	\$2.6720
Financial	Financial Option	Call	8/1/2016	3227514	BKMONTREAL	NYMEX NG L1D	Herry Hub	\$2.6720
Financial	Financial Option	Put	8/1/2016	3227514	BKMONTREAL	NYMEX NG L1D	Herry Hub	\$2.6720
Financial	Financial Option	Call	8/1/2016	3227515	JPMorganChase Bank E	IFERC	Tranaco Zone 4	\$2.6400
Financial	Financial Option	Put	8/1/2016	3227515	JPMorganChase Bank E	IFERC	Tranaco Zone 4	\$2.6400
Financial	Financial Option	Call	8/1/2016	3227518	Merrill LynchCom E EM	IFERC	Tranaco Zone 4	\$2.6400
Financial	Financial Option	Put	8/1/2016	3227518	Merrill LynchCom E EM	IFERC	Tranaco Zone 4	\$2.6400
Financial	Financial Option	Call	8/1/2016	3227517	BKMONTREAL	IFERC	Herry Hub	\$2.6700
Financial	Financial Option	Put	8/1/2016	3227517	BKMONTREAL	IFERC	Herry Hub	\$2.6700
Financial	Financial Option	Call	8/1/2016	3227520	Merrill LynchCom E EM	IFERC	Herry Hub	\$2.6700
Financial	Financial Option	Put	8/1/2016	3227520	Merrill LynchCom E EM	IFERC	Herry Hub	\$2.6700
Financial	Financial Option	Call	8/1/2016	3227522	BKMONTREAL	IFERC	Herry Hub	\$2.6700
Financial	Financial Option	Put	8/1/2016	3227522	BKMONTREAL	IFERC	Herry Hub	\$2.6700
Financial	Financial Option	Call	8/1/2016	3238364	BKMONTREAL	IFERC	Herry Hub	\$2.6700
Financial	Financial Option	Put	8/1/2016	3238364	BKMONTREAL	IFERC	Herry Hub	\$2.6700
Financial	Financial Option	Call	8/1/2016	3246476	Macquarie Bank Ltd	NYMEX NG L1D	Herry Hub	\$2.6720
Financial	Financial Option	Put	8/1/2016	3246476	Macquarie Bank Ltd	NYMEX NG L1D	Herry Hub	\$2.6720
Financial	Financial Option	Call	8/1/2016	3252181	Citigroup Energy E	NYMEX NG L1D	Herry Hub	\$2.6720
Financial	Financial Option	Put	8/1/2016	3252181	Citigroup Energy E	NYMEX NG L1D	Herry Hub	\$2.6720
Financial	Financial Option	Call	8/1/2016	3265423	Merrill LynchCom E EM	IFERC	Herry Hub	\$2.6700
Financial	Financial Option	Put	8/1/2016	3265423	Merrill LynchCom E EM	IFERC	Herry Hub	\$2.6700
Financial	Financial Option	Call	8/1/2016	3277474	Merrill LynchCom E EM	NYMEX NG L1D	Herry Hub	\$2.6720
Financial	Financial Option	Put	8/1/2016	3277474	Merrill LynchCom E EM	NYMEX NG L1D	Herry Hub	\$2.6720
Financial	Financial Option	Call	8/1/2016	3279676	Citigroup Energy E	IFERC	Herry Hub	\$2.6700
Financial	Financial Option	Put	8/1/2016	3279676	Citigroup Energy E	IFERC	Herry Hub	\$2.6700
Financial	Financial Option	Call	8/1/2016	3282220	Merrill LynchCom E EM	IFERC	Herry Hub	\$2.6700
Financial	Financial Option	Put	8/1/2016	3282220	Merrill LynchCom E EM	IFERC	Herry Hub	\$2.6700
Financial	Financial Option	Call	8/1/2016	3301242	Citigroup Energy E	NYMEX NG L1D	Herry Hub	\$2.6720
Financial	Financial Option	Put	8/1/2016	3301242	Citigroup Energy E	NYMEX NG L1D	Herry Hub	\$2.6720
Financial	Financial Option	Call	8/1/2016	3304155	JPMorganChase Bank E	NYMEX NG L1D	Herry Hub	\$2.6720
Financial	Financial Option	Put	8/1/2016	3304155	JPMorganChase Bank E	NYMEX NG L1D	Herry Hub	\$2.6720
Financial	Financial Option	Call	8/1/2016	3310402	Morgan Stanley E	NYMEX NG L1D	Herry Hub	\$2.6720
Financial	Financial Option	Put	8/1/2016	3310402	Morgan Stanley E	NYMEX NG L1D	Herry Hub	\$2.6720
Financial	Financial Option	Call	8/1/2016	3321632	Macquarie Bank Ltd	NYMEX NG L1D	Herry Hub	\$2.6720
Financial	Financial Option	Put	8/1/2016	3321632	Macquarie Bank Ltd	NYMEX NG L1D	Herry Hub	\$2.6720
Financial	Financial Option	Call	8/1/2016	3325562	Macquarie Bank Ltd	NYMEX NG L1D	Herry Hub	\$2.6720
Financial	Financial Option	Put	8/1/2016	3325562	Macquarie Bank Ltd	NYMEX NG L1D	Herry Hub	\$2.6720
Financial	Financial Option	Call	8/1/2016	3331417	Morgan Stanley E	NYMEX NG L1D	Herry Hub	\$2.6720
Financial	Financial Option	Put	8/1/2016	3331417	Morgan Stanley E	NYMEX NG L1D	Herry Hub	\$2.6720
Financial	Financial Option	Call	8/1/2016	3339455	Morgan Stanley E	IFERC	Herry Hub	\$2.6700
Financial	Financial Option	Put	8/1/2016	3339455	Morgan Stanley E	IFERC	Herry Hub	\$2.6700
Financial	Financial Option	Call	8/1/2016	3344766	Merrill LynchCom E EM	IFERC	Tranaco Zone 4	\$2.6400
Financial	Financial Option	Put	8/1/2016	3344766	Merrill LynchCom E EM	IFERC	Tranaco Zone 4	\$2.6400
Financial	Financial Option	Call	8/1/2016	3376774	BNP Paribas E,EM	NYMEX NG L1D	Herry Hub	\$2.6720
Financial	Financial Option	Put	8/1/2016	3376774	BNP Paribas E,EM	NYMEX NG L1D	Herry Hub	\$2.6720
Financial	Financial Option	Call	8/1/2016	3389348	Scotiabank	NYMEX NG L1D	Herry Hub	\$2.6720
Financial	Financial Option	Put	8/1/2016	3389348	Scotiabank	NYMEX NG L1D	Herry Hub	\$2.6720
Financial	Financial Option	Call	8/1/2016	3396265	Morgan Stanley E	NYMEX NG L1D	Herry Hub	\$2.6720
Financial	Financial Option	Put	8/1/2016	3396265	Morgan Stanley E	NYMEX NG L1D	Herry Hub	\$2.6720
Financial	Financial Swap		8/1/2016	3225209	Morgan Stanley E	IFERC	Columbia Gulf	\$2.5900
Financial	Financial Swap		8/1/2016	3225262	BKMONTREAL	IFERC	Columbia Gulf	\$2.5900
Financial	Financial Swap		8/1/2016	3225287	JPMorganChase Bank E	IFERC	Columbia Gulf	\$2.5900
Financial	Financial Swap		8/1/2016	3225288	Merrill LynchCom E EM	IFERC	Columbia Gulf	\$2.5900
Financial	Financial Swap		8/1/2016	3225289	Merrill LynchCom E EM	IFERC	Columbia Gulf	\$2.5900
Financial	Financial Swap		8/1/2016	3225290	Macquarie Bank Ltd	IFERC	Columbia Gulf	\$2.5900
Financial	Financial Swap		8/1/2016	3225291	BKMONTREAL	IFERC	Columbia Gulf	\$2.5900
Financial	Financial Swap		8/1/2016	3225858	Macquarie Bank Ltd	IFERC	Tranaco Zone 4	\$2.6400
Financial	Financial Swap		8/1/2016	3225859	Citigroup Energy E	IFERC	Tranaco Zone 4	\$2.6400
Financial	Financial Swap		8/1/2016	3225864	JPMorganChase Bank E	IFERC	Tranaco Zone 4	\$2.6400
Financial	Financial Swap		8/1/2016	3225874	Macquarie Bank Ltd	IFERC	Tranaco Zone 4	\$2.6400
Financial	Financial Swap		8/1/2016	3226122	JPMorganChase Bank E	IFERC	Tranaco Zone 4	\$2.6400
Financial	Financial Swap		8/1/2016	3226138	JPMorganChase Bank E	IFERC	Tranaco Zone 4	\$2.6400
Financial	Financial Swap		8/1/2016	3226321	Citigroup Energy E	IFERC	Tranaco Zone 4	\$2.6400
Financial	Financial Swap		8/1/2016	3226333	JPMorganChase Bank E	IFERC	Tranaco Zone 4	\$2.6400
Financial	Financial Swap		8/1/2016	3226348	Citigroup Energy E	IFERC	Tranaco Zone 4	\$2.6400
Financial	Financial Swap		8/1/2016	3226375	Macquarie Bank Ltd	IFERC	Tranaco Zone 4	\$2.6400

130

Handwritten initials/signature

Duke Energy Florida Hedging Activities August 2016 to July 2017 Dkt. No. 20170001-EI; ACN 2017-048-2-1

Table with columns: Financial, Financial Option, Call, 9/1/2016, 3227413, Calgroup Energy E, NYMEX NG LID, Henry Hub, \$2,8350



WP2

0.19

2/27

Duke Energy Florida
Hedging Activities
August 2016 to July 2017
Dkt. No. 20170001-EI; ACN 2017-048-2-1

Financial Swap	Financial Swap	11/1/2016	11/1/2016	#ERIC						
Financial Swap	Financial Swap	11/1/2016	3291831	#ERIC	HERY TAB		\$2,700			
Financial Swap	Financial Swap	11/1/2016	3292653	#ERIC	Columbia Gulf		\$2,650			
Financial Swap	Financial Swap	11/1/2016	3291958	#ERIC	Columbia Gulf		\$1,650			
Financial Swap	Financial Swap	11/1/2016	3298143	#ERIC	Trawco Zone 4		\$2,700			
Financial Swap	Financial Swap	11/1/2016	3311830	#ERIC	Trawco Zone 4		\$2,700			
Financial Swap	Financial Swap	11/1/2016	3317859	#ERIC	Trawco Zone 4		\$2,700			
Financial Swap	Financial Swap	11/1/2016	3317859	#ERIC	Trawco Zone 4		\$2,700			
Financial Swap	Financial Swap	11/1/2016	3321399	#ERIC	Trawco Zone 4		\$2,700			
Financial Swap	Financial Swap	11/1/2016	3322399	#ERIC	Trawco Zone 4		\$2,700			
Financial Swap	Financial Swap	11/1/2016	3322489	#ERIC	Trawco Zone 4		\$2,700			
Financial Swap	Financial Swap	11/1/2016	3324382	#ERIC	Trawco Zone 4		\$2,700			
Financial Swap	Financial Swap	11/1/2016	3324380	#ERIC	Trawco Zone 4		\$2,700			
Financial Swap	Financial Swap	11/1/2016	3327190	#ERIC	Trawco Zone 4		\$2,700			
Financial Swap	Financial Swap	11/1/2016	3333131	#ERIC	Trawco Zone 4		\$2,700			
Financial Swap	Financial Swap	11/1/2016	3340910	#ERIC	Columbia Gulf		\$2,650			
Financial Swap	Financial Swap	11/1/2016	3352500	#ERIC	Trawco Zone 4		\$2,700			
Financial Swap	Financial Swap	11/1/2016	3351714	#ERIC	Trawco Zone 4		\$2,700			
Financial Swap	Financial Swap	11/1/2016	3363239	#ERIC	Trawco Zone 4		\$2,700			
Financial Swap	Financial Swap	11/1/2016	3360090	#ERIC	Trawco Zone 4		\$2,700			
Financial Swap	Financial Swap	11/1/2016	3360076	#ERIC	Trawco Zone 4		\$2,700			
Financial Swap	Financial Swap	11/1/2016	3364413	#ERIC	Trawco Zone 4		\$2,700			
Financial Swap	Financial Swap	11/1/2016	3364699	#ERIC	Trawco Zone 4		\$2,700			
Financial Swap	Financial Swap	11/1/2016	3365344	#ERIC	Trawco Zone 4		\$2,700			
Financial Swap	Financial Swap	11/1/2016	3368337	#ERIC	Trawco Zone 4		\$2,700			
Financial Swap	Financial Swap	11/1/2016	3369208	#ERIC	Trawco Zone 4		\$2,700			
Financial Swap	Financial Swap	11/1/2016	3378488	#ERIC	Trawco Zone 4		\$2,700			
Financial Swap	Financial Swap	11/1/2016	3374594	#ERIC	Trawco Zone 4		\$2,700			

15,485,000

PBC

WP 2
P24

PT

DEF Coal Transportation Hedging Status - Barge
CONFIDENTIAL

Table with columns: Physical, Instrument, Month, Trade Number, Counterparty, Locality, Calendar, Location, Acct# (Bargin), Fixed Price (\$/Tons), Market Settlement (\$/Tons), Estimated Savings/Cost on Hedge, Estimated Exposure (\$/Tons), Total Estimated Hedged Exposure. Rows include various contracts for Duke Energy Florida Hedging Activities from August 2016 to July 2017.

Duke Energy Florida Hedging Activities August 2016 to July 2017 Dkt. No. 20170001-EI; ACN 2017-048-2-1



WP 2 p. 28

Handwritten initials/signature in the top left corner.

Handwritten text "Wp2" and "P.90" in the top right corner.

DEF Gas Hedging Status
CONFIDENTIAL

Duke Energy Florida
Hedging Activities
August 2016 to July 2017
Dkt. No. 20170001-EI; ACN 2017-048-2-1

Physical/Financial	Instrument	Put/Call	Month	Trade Number	Counterparty	Market	Location	Volume	Fair Price (Bloomberg)	Settlement (Bloomberg)	Buy/Sell/Other Hedge	Actual/Projected Burns	% Hedged
Financial	Financial Option	Call	1/1/2017	3336458	Merrill LynchCom E EM	IFERC	Henry Hub			\$3.8400			
Financial	Financial Option	Put	1/1/2017	3338458	Merrill LynchCom E EM	IFERC	Henry Hub			\$3.8400			
Financial	Financial Option	Call	1/1/2017	3340629	Merrill LynchCom E EM	IFERC	Henry Hub			\$3.8400			
Financial	Financial Option	Put	1/1/2017	3340629	Merrill LynchCom E EM	IFERC	Henry Hub			\$3.8400			
Financial	Financial Option	Call	1/1/2017	3344766	BK MONTREAL	NYMEX NG L1D	Henry Hub			\$3.9300			
Financial	Financial Option	Put	1/1/2017	3344766	BK MONTREAL	NYMEX NG L1D	Henry Hub			\$3.9300			
Financial	Financial Option	Call	1/1/2017	3348100	Merrill LynchCom E EM	NYMEX NG L1D	Henry Hub			\$3.9300			
Financial	Financial Option	Put	1/1/2017	3348100	Merrill LynchCom E EM	NYMEX NG L1D	Henry Hub			\$3.9300			
Financial	Financial Option	Call	1/1/2017	3353267	BK MONTREAL	NYMEX NG L1D	Henry Hub			\$3.9300			
Financial	Financial Option	Put	1/1/2017	3353267	BK MONTREAL	NYMEX NG L1D	Henry Hub			\$3.9300			
Financial	Financial Option	Call	1/1/2017	3364000	Macquarie Bank Ltd	NYMEX NG L1D	Henry Hub			\$3.9300			
Financial	Financial Option	Put	1/1/2017	3364000	Macquarie Bank Ltd	NYMEX NG L1D	Henry Hub			\$3.9300			
Financial	Financial Option	Call	1/1/2017	3365803	BK MONTREAL	NYMEX NG L1D	Henry Hub			\$3.9300			
Financial	Financial Option	Put	1/1/2017	3365803	BK MONTREAL	NYMEX NG L1D	Henry Hub			\$3.9300			
Financial	Financial Option	Call	1/1/2017	3368554	Scotia Bank	NYMEX NG L1D	Henry Hub			\$3.9300			
Financial	Financial Option	Put	1/1/2017	3368554	Scotia Bank	NYMEX NG L1D	Henry Hub			\$3.9300			
Financial	Financial Option	Call	1/1/2017	3371048	Morgan Stanley E	NYMEX NG L1D	Henry Hub			\$3.9300			
Financial	Financial Option	Put	1/1/2017	3371048	Morgan Stanley E	NYMEX NG L1D	Henry Hub			\$3.9300			
Financial	Financial Option	Call	1/1/2017	3375808	BK MONTREAL	NYMEX NG L1D	Henry Hub			\$3.9300			
Financial	Financial Option	Put	1/1/2017	3375808	BK MONTREAL	NYMEX NG L1D	Henry Hub			\$3.9300			
Financial	Financial Option	Call	1/1/2017	3376790	BK MONTREAL	NYMEX NG L1D	Henry Hub			\$3.9300			
Financial	Financial Option	Put	1/1/2017	3376790	BK MONTREAL	NYMEX NG L1D	Henry Hub			\$3.9300			
Financial	Financial Option	Call	1/1/2017	3378169	Scotia Bank	NYMEX NG L1D	Henry Hub			\$3.9300			
Financial	Financial Option	Put	1/1/2017	3378169	Scotia Bank	NYMEX NG L1D	Henry Hub			\$3.9300			
Financial	Financial Option	Call	1/1/2017	3379245	NextEra Energy E EM G	NYMEX NG L1D	Henry Hub			\$3.9300			
Financial	Financial Option	Put	1/1/2017	3379245	NextEra Energy E EM G	NYMEX NG L1D	Henry Hub			\$3.9300			
Financial	Financial Option	Call	1/1/2017	3379391	Scotia Bank	NYMEX NG L1D	Henry Hub			\$3.9300			
Financial	Financial Option	Put	1/1/2017	3379391	Scotia Bank	NYMEX NG L1D	Henry Hub			\$3.9300			
Financial Swap			1/1/2017	3226743	Merrill LynchCom E EM	IFERC	Tranaco Zone 4			\$3.9000			
Financial Swap			1/1/2017	3228744	Calgroup Energy E	IFERC	Tranaco Zone 4			\$3.8000			
Financial Swap			1/1/2017	3226749	BK MONTREAL	IFERC	Tranaco Zone 4			\$3.9000			
Financial Swap			1/1/2017	3226753	JPMorganChase Bank E	IFERC	Columbia Gulf			\$3.8400			
Financial Swap			1/1/2017	3226755	BK MONTREAL	IFERC	Columbia Gulf			\$3.8400			
Financial Swap			1/1/2017	3226758	Macquarie Bank Ltd	IFERC	Henry Hub			\$3.8400			
Financial Swap			1/1/2017	3226789	Merrill LynchCom E EM	IFERC	Henry Hub			\$3.9400			
Financial Swap			1/1/2017	3226797	BK MONTREAL	IFERC	Henry Hub			\$3.9400			
Financial Swap			1/1/2017	3226800	Merrill LynchCom E EM	IFERC	Tranaco Zone 4			\$3.9000			
Financial Swap			1/1/2017	3226802	Merrill LynchCom E EM	IFERC	Henry Hub			\$3.9400			
Financial Swap			1/1/2017	3226846	JPMorganChase Bank E	IFERC	Henry Hub			\$3.9400			
Financial Swap			1/1/2017	3226361	Merrill LynchCom E EM	IFERC	Henry Hub			\$3.9400			
Financial Swap			1/1/2017	3226366	Calgroup Energy E	IFERC	Henry Hub			\$3.9400			
Financial Swap			1/1/2017	3247193	Calgroup Energy E	IFERC	Henry Hub			\$3.9400			
Financial Swap			1/1/2017	3247219	JPMorganChase Bank E	IFERC	Tranaco Zone 4			\$3.9000			
Financial Swap			1/1/2017	3251363	Calgroup Energy E	IFERC	Tranaco Zone 4			\$3.9000			
Financial Swap			1/1/2017	3259758	JPMorganChase Bank E	IFERC	Columbia Gulf			\$3.8400			
Financial Swap			1/1/2017	3262325	Macquarie Bank Ltd	IFERC	Columbia Gulf			\$3.8400			
Financial Swap			1/1/2017	3262784	Calgroup Energy E	IFERC	Columbia Gulf			\$3.8400			
Financial Swap			1/1/2017	3261831	JPMorganChase Bank E	IFERC	Henry Hub			\$3.9400			
Financial Swap			1/1/2017	3292685	Merrill LynchCom E EM	IFERC	Columbia Gulf			\$3.8400			
Financial Swap			1/1/2017	3293958	Merrill LynchCom E EM	IFERC	Columbia Gulf			\$3.8400			
Financial Swap			1/1/2017	3296143	Merrill LynchCom E EM	IFERC	Tranaco Zone 4			\$3.9000			
Financial Swap			1/1/2017	3310690	Morgan Stanley E	IFERC	Tranaco Zone 4			\$3.9000			
Financial Swap			1/1/2017	3317959	Calgroup Energy E	IFERC	Tranaco Zone 4			\$3.9000			
Financial Swap			1/1/2017	3321308	Calgroup Energy E	IFERC	Tranaco Zone 4			\$3.9000			
Financial Swap			1/1/2017	3322309	Merrill LynchCom E EM	IFERC	Tranaco Zone 4			\$3.9000			
Financial Swap			1/1/2017	3322489	Merrill LynchCom E EM	IFERC	Tranaco Zone 4			\$3.9000			
Financial Swap			1/1/2017	3323582	JPMorganChase Bank E	IFERC	Tranaco Zone 4			\$3.9000			



927

Duke Energy Florida
Hedging Activities
August 2016 to July 2017
Dkt. No. 20170001-EI; ACN 2017-048-2-1

Financial	Financial Swap	1/1/2017	1/1/2017 Total	Counterparty	IFERC	Tranche			
Financial	Financial Swap	1/1/2017	3324380	Calypso Energy E	IFERC	Tranche Zone 4			
Financial	Financial Swap	1/1/2017	3327190	JPMorgan Chase Bank E	IFERC	Tranche Zone 4			
Financial	Financial Swap	1/1/2017	3333331	Macquarie Bank Ltd	IFERC	Tranche Zone 4			
Financial	Financial Swap	1/1/2017	3340910	Macquarie Bank Ltd	IFERC	Tranche Zone 4			
Financial	Financial Swap	1/1/2017	3352500	Ecovia Bank	IFERC	Columbia Gulf			
Financial	Financial Swap	1/1/2017	3353114	BRAKCHTREAL	IFERC	Tranche Zone 4			
Financial	Financial Swap	1/1/2017	3356120	Clayco Energy E	IFERC	Tranche Zone 4			
Financial	Financial Swap	1/1/2017	3360980	Manvair Bank Ltd	IFERC	Tranche Zone 4			
Financial	Financial Swap	1/1/2017	3363070	Scotiabank	IFERC	Tranche Zone 4			
Financial	Financial Swap	1/1/2017	3364213	Scotiabank	IFERC	Tranche Zone 4			
Financial	Financial Swap	1/1/2017	3364885	Manvair Bank E	IFERC	Tranche Zone 4			
Financial	Financial Swap	1/1/2017	3365344	BRAKCHTREAL	IFERC	Tranche Zone 4			
Financial	Financial Swap	1/1/2017	3368347	Manvair Bank E EIM	IFERC	Tranche Zone 4			
Financial	Financial Swap	1/1/2017	3368200	Scotiabank	IFERC	Tranche Zone 4			
Financial	Financial Swap	1/1/2017	3370580	Manvair Bank E EIM	IFERC	Tranche Zone 4			
Financial	Financial Swap	1/1/2017	3374564	BNP Paribas E EIM	IFERC	Tranche Zone 4			
									14,898,100



WP2
P.31

2
it

Duke Energy Florida Hedging Activities August 2016 to July 2017 Dkt. No. 20170001-EI; ACN 2017-048-2-1

Financial	Financial Swap	2/1/2017	333,374	BML/INTREAL	IFERC	Tarasco Zone 4	\$1,340		
Financial	Financial Swap	2/1/2017	339,439	Clayco Energy E	IFERC	Tarasco Zone 4	\$1,340		
Financial	Financial Swap	2/1/2017	330,090	Manequine Bank Ltd	IFERC	Tarasco Zone 4	\$1,340		
Financial	Financial Swap	2/1/2017	335,502	Scula Bank	IFERC	Tarasco Zone 4	\$1,340		
Financial	Financial Swap	2/1/2017	334,272	Scula Bank	IFERC	Tarasco Zone 4	\$1,340		
Financial	Financial Swap	2/1/2017	339,498	Morgan Stanley E	IFERC	Tarasco Zone 4	\$1,340		
Financial	Financial Swap	2/1/2017	339,334	BML/INTREAL	IFERC	Tarasco Zone 4	\$1,340		
Financial	Financial Swap	2/1/2017	339,334	Merrill Lynch/Conn E EM	IFERC	Tarasco Zone 4	\$1,340		
Financial	Financial Swap	2/1/2017	339,339	Scula Bank	IFERC	Tarasco Zone 4	\$1,340		
Financial	Financial Swap	2/1/2017	337,859	BNP Paribas E EM	IFERC	Tarasco Zone 4	\$1,340		
Financial	Financial Swap	2/1/2017	337,454	BNP Paribas E EM	IFERC	Tarasco Zone 4	\$1,340		
2/1/2017 Total									13,261,100



NP2
P. 33



9
17

Duke Energy Florida
 Hedging Activities
 August 2016 to July 2017
 Dkt. No. 20170001-EI; ACN 2017-048-2-1

Financial	Financial Swap	3/1/2017	3/31/2017	3/1/2017	3/31/2017	3/1/2017	3/31/2017	3/1/2017	3/31/2017
Financial	Financial Swap	3/1/2017	3353714	BK/MONTREAL	IFERC	Tranaco Zone 4	\$2,500		
Financial	Financial Swap	3/1/2017	3366329	Clignone Energy E	IFERC	Tranaco Zone 4	\$2,500		
Financial	Financial Swap	3/1/2017	3360090	Marquette Bank Ltd	IFERC	Tranaco Zone 4	\$2,500		
Financial	Financial Swap	3/1/2017	3343878	Scotiabank	IFERC	Tranaco Zone 4	\$2,500		
Financial	Financial Swap	3/1/2017	3364213	Scotiabank	IFERC	Tranaco Zone 4	\$2,500		
Financial	Financial Swap	3/1/2017	3364289	Morgan Stanley E	IFERC	Tranaco Zone 4	\$2,500		
Financial	Financial Swap	3/1/2017	3365344	BK/MONTREAL	IFERC	Tranaco Zone 4	\$2,500		
Financial	Financial Swap	3/1/2017	3365347	Wentz, FRENCH E EM	IFERC	Tranaco Zone 4	\$2,500		
Financial	Financial Swap	3/1/2017	3368206	Scotiabank	IFERC	Tranaco Zone 4	\$2,500		
Financial	Financial Swap	3/1/2017	3370588	BNP Paribas E, EM	IFERC	Tranaco Zone 4	\$2,500		
Financial	Financial Swap	3/1/2017	3374594	BNP Paribas E, EM	IFERC	Tranaco Zone 4	\$2,500		
		3/1/2017 1941							15,288,300

NP2
P.35



217

Duke Energy Florida
 Hedging Activities
 August 2016 to July 2017
 Dkt. No. 20170001-EI; ACN 2017-048-2-1

Financial	Financial Swap	4/1/2017	3346084	Morgan Stanley E	IFERC	Henry Hall			
Financial	Financial Swap	4/1/2017	3346169	JPMorgan Chase Bank E	IFERC	Trancon Zone 4	\$3 1800		
Financial	Financial Swap	4/1/2017	3351115	Merill Lynch/CS&M E EM	IFERC	Trancon Zone 4	\$3 1100		
Financial	Financial Swap	4/1/2017	3352224	Merill Lynch/CS&M E EM	IFERC	Trancon Zone 4	\$3 1100		
Financial	Financial Swap	4/1/2017	3356028	BIDMONTREAL	IFERC	Trancon Zone 4	\$3 1100		
Financial	Financial Swap	4/1/2017	3358457	Merill Lynch/CS&M E EM	IFERC	Trancon Zone 4	\$3 1100		
Financial	Financial Swap	4/1/2017	3358871	BIDMONTREAL	IFERC	Trancon Zone 4	\$3 1100		
Financial	Financial Swap	4/1/2017	3359021	Chrysop Energy E	IFERC	Trancon Zone 4	\$3 1100		
Financial	Financial Swap	4/1/2017	3362081	BIDMONTREAL	IFERC	Trancon Zone 4	\$3 1100		
Financial	Financial Swap	4/1/2017	3363074	Chrysop Energy E	IFERC	Trancon Zone 4	\$3 1100		
		4/1/2017 Total							17,813,000



WP2
 P.27



2
IT

Duke Energy Florida
Hedging Activities
August 2016 to July 2017
Dkt. No. 20170001-EI; ACN 2017-048-2-1

Financial	Financial Swap	5/1/2017	3327784	JPMorgan Chase Bank N	IFENC	Texas Zone 4		\$3,0700		
Financial	Financial Swap	5/1/2017	3329205	Macquarie Bank Ltd	IFENC	Texas Zone 4		\$3,0700		
Financial	Financial Swap	5/1/2017	3330750	Macquarie Bank Ltd	IFENC	Texas Zone 4		\$3,0700		
Financial	Financial Swap	5/1/2017	3331415	Morgan Stanley E	IFENC	Texas Zone 4		\$3,0700		
Financial	Financial Swap	5/1/2017	3332726	Merill Lynch PJM E	IFENC	Texas Zone 4		\$3,0700		
Financial	Financial Swap	5/1/2017	3334894	Morgan Stanley E	IFENC	Texas Zone 4		\$3,0700		
Financial	Financial Swap	5/1/2017	3348168	JPMorgan Chase Bank E	IFENC	Texas Zone 4		\$3,0700		
Financial	Financial Swap	5/1/2017	3351115	Merill Lynch PJM E	IFENC	Texas Zone 4		\$3,0700		
Financial	Financial Swap	5/1/2017	3352224	Merill Lynch PJM E	IFENC	Texas Zone 4		\$3,0700		
Financial	Financial Swap	5/1/2017	3358457	BKMONTRREAL	IFENC	Texas Zone 4		\$3,0700		
Financial	Financial Swap	5/1/2017	3358671	BKMONTRREAL	IFENC	Texas Zone 4		\$3,0700		
Financial	Financial Swap	5/1/2017	3359031	Calypso Energy E	IFENC	Texas Zone 4		\$3,0700		
Financial	Financial Swap	5/1/2017	3359081	BKMONTRREAL	IFENC	Texas Zone 4		\$3,0700		
Financial	Financial Swap	5/1/2017	3359374	Calypso Energy E	IFENC	Texas Zone 4		\$3,0700		
		5/1/2017 Total								21,415,000



NP2
0.39

9
IT

Duke Energy Florida
Hedging Activities
August 2016 to July 2017
Dkt. No. 20170001-EI; ACN 2017-048-2-1

Financial	Financial Swap	01/2017	3327184	JPMorgan Chase Bank E	IFERC	Tampa Zone 4		\$3,1800		
Financial	Financial Swap	01/2017	3328205	Macquarie Bank Ltd	IFERC	Tampa Zone 4		\$3,1800		
Financial	Financial Swap	01/2017	3330750	Macquarie Bank Ltd	IFERC	Tampa Zone 4		\$3,1800		
Financial	Financial Swap	01/2017	3331415	Morgan Stanley E	IFERC	Tampa Zone 4		\$3,1800		
Financial	Financial Swap	01/2017	3332726	Merrill Lynch&Co E EM	IFERC	Columbia Gulf		\$3,1800		
Financial	Financial Swap	01/2017	3349169	Morgan Stanley E	IFERC	Honey Hub		\$3,2400		
Financial	Financial Swap	01/2017	3351115	Merrill Lynch&Co E EM	IFERC	Tampa Zone 4		\$3,1800		
Financial	Financial Swap	01/2017	3352224	Merrill Lynch&Co E EM	IFERC	Tampa Zone 4		\$3,1800		
Financial	Financial Swap	01/2017	3354547	BANKMONTREAL	IFERC	Tampa Zone 4		\$3,1800		
Financial	Financial Swap	01/2017	3354871	Merrill Lynch&Co E EM	IFERC	Tampa Zone 4		\$3,1800		
Financial	Financial Swap	01/2017	3359001	Citigroup Energy E	IFERC	Tampa Zone 4		\$3,1800		
Financial	Financial Swap	01/2017	3360091	BANKMONTREAL	IFERC	Tampa Zone 4		\$3,1800		
Financial	Financial Swap	01/2017	3363074	Citigroup Energy E	IFERC	Tampa Zone 4		\$3,1800		
01/2017 Total										21,274,100



WP2
D.41

9/17

Duke Energy Florida
Hedging Activities
August 2016 to July 2017
Dkt. No. 20170001-EI; ACN 2017-048-2-1

Financial	Financial Swap	7/1/2017	7/1/2017	JP Morgan Chase Bank E	IFERC	Teneco Zone 4				
Financial	Financial Swap	7/1/2017	3322905	Morgan Stanley Bank Ltd	IFERC	Teneco Zone 4	\$3,0100			
Financial	Financial Swap	7/1/2017	3330750	Morgan Stanley Bank Ltd	IFERC	Teneco Zone 4	\$3,0100			
Financial	Financial Swap	7/1/2017	3311415	Morgan Stanley E	IFERC	Teneco Zone 4	\$3,0100			
Financial	Financial Swap	7/1/2017	3332728	Merrill LynchCom E EM	IFERC	Teneco Zone 4	\$2,9500			
Financial	Financial Swap	7/1/2017	3345004	Morgan Stanley E	IFERC	Teneco Zone 4	\$3,0500			
Financial	Financial Swap	7/1/2017	3349188	JP Morgan Chase Bank E	IFERC	Teneco Zone 4	\$3,0100			
Financial	Financial Swap	7/1/2017	3351115	Merrill LynchCom E EM	IFERC	Teneco Zone 4	\$3,0100			
Financial	Financial Swap	7/1/2017	3352228	Merrill LynchCom E EM	IFERC	Teneco Zone 4	\$3,0100			
Financial	Financial Swap	7/1/2017	3358325	BMO MONTREAL	IFERC	Teneco Zone 4	\$3,0100			
Financial	Financial Swap	7/1/2017	3358457	Merrill LynchCom E EM	IFERC	Teneco Zone 4	\$3,0100			
Financial	Financial Swap	7/1/2017	3358811	BMO MONTREAL	IFERC	Teneco Zone 4	\$3,0100			
Financial	Financial Swap	7/1/2017	3360011	Chiyuan Energy E	IFERC	Teneco Zone 4	\$3,0100			
Financial	Financial Swap	7/1/2017	3360074	Chiyuan Energy E	IFERC	Teneco Zone 4	\$3,0100			
7/1/2017 Total									25,053,000	



WP2
P.43

Work Paper 30

Work Paper 30

IT

Company: Duke Energy Florida
Hedged Exposure
August 2016 to July 2017

Docket No. 20170001-EI
ACN 2017-048-2-1

30

	Natural Gas			No. 2 Oil			Heating Oil - River Barge (Fuel Surcharge)			Heating Oil - Rail (Fuel Surcharge)		
	Hedged Volumes	Actual Burn	Hedged Burns %	Hedged Volumes	Actual Burn	Hedged Burns %	Hedged Volumes	Actual Burn	Hedged Burns %	Hedged Volume	Actual Burn	Hedged Burns %
Aug-16		24,823,600		-	-	0%						
Sep-16		23,701,800		-	-	0%						0%
Oct-16		19,741,100		-	-	0%						0%
Nov-16		15,495,800		-	-	0%						0%
Dec-16		14,385,200		-	-	0%						0%
Jan-17		14,886,100		-	-	0%						0%
Feb-17		13,281,100		-	-	0%						0%
Mar-17		15,386,300		-	-	0%						0%
Apr-17		17,613,000		-	-	0%						0%
May-17		21,475,800		-	-	0%						0%
Jun-17		21,474,100		-	-	0%						0%
Jul-17		25,033,600		-	-	0%						0%
	127,590,000	227,297,500		-	-	0%	588,000	1,041,734		-	-	0%

30-1

30-2

Source: As Referenced

Source: As Ref

IT

Duke Energy Florida
Natural Gas and Oil Hedging Detail

Duke Energy Florida
Docket No. 170001-EI
Witness: McCallister
Exhibit JM-17

Year	Savings/(Cost) on Hedges			Hedged Volumes (MMBtu's)			Actual Burn (Generation & Total)	Hedged Burns	% Hedged with Financial	% Hedged with Physical
	Financial	Physical	Total	Financial	Physical	Total Hedged				
Jan-16							17,366,600			
Feb-16							18,302,300			
Mar-16							18,850,300			
Apr-16							18,904,400			
May-16							24,722,000			
Jun-16							24,413,800			
Jul-16							26,371,200			
Aug-16							24,623,600			
Sep-16							23,701,800			
Oct-16							18,741,100			
Nov-16							15,488,800			
Dec-16							14,388,200			
YTD	(\$180,182,875)	\$0	(\$180,182,875)	147,472,500	0	147,472,500	246,087,200	60%	100%	0%

Year	Savings/(Cost) on Hedges			Hedged Volumes (MMBtu's)			Injections	Hedged Injections	% Hedged with Financial	% Hedged with Physical
	Financial	Physical	Total	Financial	Physical	Total Hedged				
Jan-16	\$2,250	\$0	\$2,250	75,000	0	75,000	290,000	30%	100%	0%
YTD	\$2,250	\$0	\$2,250	75,000	0	75,000	290,000	30%	100%	0%

Year	Savings/(Cost) on Hedges			Hedged Volumes (Gallons)			Estimated Exposure	Hedged Exposure	% Hedged with Financial	% Hedged with Physical
	Financial	Physical	Total	Financial	Physical	Total Hedged				
Jan-16							768,186			
Feb-16							758,582			
Mar-16							752,321			
Apr-16							854,058			
May-16							778,496			
Jun-16							481,817			
Jul-16							384,584			
Aug-16							347,187			
Sep-16							523,998			
YTD	\$220,311	\$0	\$220,311	2,882,000	0	2,882,000	5,598,826	53%	100%	0%

Duke Energy Florida
Hedging Activities
August 2016 to July 2017
Dkt. No. 20170001-EI; ACN 2017-048-2-1



IT

Duke Energy Florida
Natural Gas Hedging Detail

CONFIDENTIAL

Duke Energy Florida
Docket No. 170001-EI
Witness: McCallister
Exhibit JM-1T

Year	Savings/(Cost) on Hedges			Hedged Volumes (MMBtu's)			Actual Burn (Generation & Tollup)	Hedged Burns	% Hedged with Financial	% Hedged with Physical
	Financial	Physical	Total	Financial	Physical	Total Hedged				
Jan-17							14,896,100			
Feb-17							13,281,100			
Mar-17							15,388,300			
Apr-17							17,613,000			
May-17							21,475,800			
Jun-17							21,474,100			
Jul-17							25,033,800			
YTD	(\$18,896,600)	\$0	(\$18,896,600)	83,820,000	0	83,820,000	128,150,000	48%	100%	0%

See Note 1
See Note 2

Note 1: Actual burns for periods January 2017 through June 2017. July 2017 burn numbers are considered estimates subject to minor adjustments based on actual bookings.

Note 2: Based on actual fuel burns for January 2017 through June 2017, and forecasted fuel burns for July 2017.


Duke Energy Florida
Hedging Activities
August 2016 to July 2017
Dkt. No. 20170001-EI; ACN 2017-048-2-1



Work Paper 45

Work Paper 45


b
IT



Duke Energy Florida
Hedging Activities
August 2016 to July 2017
Dkt. No. 20170001-EI; ACN 2017-048-2-1



IT



FBI

A
1046

45-1

**PROGRESS ENERGY FLORIDA, INC.
SCHEDULE AT**

**PURCHASED POWER
EXCLUDING OF ECONOMY PURCHASES
FOR THE MONTH OF
August, 2018**

(1)	(2)	(3)	(4)	(5)	(6)	(7)	(8)	(9)	(10)
PURCHASED FROM	TOTAL KWH PURCHASED (MWh)	AVG PRICE FOR UTILITIES (¢/kWh)	FUEL COST (\$/MWh)	AVG PRICE FOR RETAILABLE (¢/kWh)	TOTAL FUEL COST (\$/MWh)	TOTAL AMOUNT FOR FUEL ADJ (\$)	FUEL COST (\$)		
ESTIMATED	216,347		3.495	3.495	753,211.00		753,211.00		
ACTUAL									
Orlyt Energy Center									
TOLL	181,141		3.779	3.779	683,223.34		683,223.34		
Shady Side Power Company, L.L.C.	45,795		3.387	3.387	1,540,184.41		1,540,184.41		
Sundance Company Services, Inc.	22,316		0	0					
Swanton Power Company	64,688		4.022	4.022	2,627,233.29		2,627,233.29		
Vanhook Power Company L.L.C.			3.344	3.344	2,452,168.82		2,452,168.82		
Calpine Energy Services, L.P.									
ADJUSTMENTS									
Calpine Energy Services, L.P.									
Orlyt Energy Center	16,400		0	0	20,884.64		20,884.64		
Shady Side Power Company, L.L.C.	44		6.535	6.535	28,879.24		28,879.24		
Sundance Company Services, Inc.	0		2.754	2.754	10,857.21		10,857.21		
Swanton Power Company	0		0	0	63,629.09		63,629.09		
Vanhook Power Company L.L.C.	628		4.043	4.043	2,541,484.43		2,541,484.43		
CURRENT MONTH TOTAL	385,747		3.966	3.966	1,717,216.85		1,717,216.85		
DIFFERENCE	169,438		0.711	0.711	1,244,011.85		1,244,011.85		
DIFFERENCE %	44.2		0.21	0.21	88.06		88.06		
CUMULATIVE ACTUAL	5,317,294		3.21	3.21	213,942,807.43		213,942,807.43		
CUMULATIVE ESTIMATED	5,072,210		3.78	3.78	213,083,333.89		213,083,333.89		
DIFFERENCE	245,084		0.15	0.15	79,754,643.82		79,754,643.82		
DIFFERENCE %	4.8		0.21	0.21	36.87		36.87		

Duke Energy Florida
Hedging Activities
August 2016 to July 2017
Dkt. No. 20170001-EI; ACN 2017-048-2-1

General Ledger - 6333269	31,319								
New Telling Center from CELECT (Power Purchase 1 - SOCOT Transmission VSM, Tampa Electric, PIL, Florida Power & Light etc)	1,318								
New Telling Center from CELECT (Power Purchase 1 - SOCOT Transmission VSM, Tampa Electric, PIL, Florida Power & Light etc)	4,118								
New Telling Center from CELECT (Power Purchase 1 - SOCOT Transmission VSM, Tampa Electric, PIL, Florida Power & Light etc)	1,174								
SEFA DWR									
Adjusted CL 6532108 - Telling Parks and Power Daily	313,701.00								
AT 6531208 (subst)	311,722								
AT 1100 - Vendor									

Σ d = 2,359,130.68
Capacity Cost =

A
20 of 6

45-2

U.S.E.P. Dkt. No. 2017-048-2-1, filed August 1, 2017, at 11:00 AM. The Commission's order in this proceeding is hereby filed for public access on the Commission's website.

ET

CONFIDENTIAL

D/E Florida
Trading Expense
Support for AT Schedule

Amount: \$/MWh

Vendor:
Slovakia
Slovakia Power Company - Franklin
Slovakia Company Services - Scherer
Hogan Energy Center
Calpine Energy Services, LP

Treasury:

Vendor:
Slovakia
Slovakia Power Company - Franklin
Slovakia Company Services - Scherer
Hogan Energy Center
Calpine Energy Services, LP

Energy Exp per CCL, Start Costs, Fuel Adjustments, Fuel Transport, Natural Gas, Total



Year	Month	Day	Energy Exp per CCL	Start Costs	Fuel Adjustments	Fuel Transport	Natural Gas	Total
2016	01	01	10270	035200			CALEDY	3200
2016	01	02	10270	035200			CALEDY	3200
2016	01	03	10270	035200			CALEDY	3200
2016	01	04	10270	035200			CALEDY	3200
2016	01	05	10270	035200			CALEDY	3200
2016	01	06	10270	035200			CALEDY	3200
2016	01	07	10270	035200			RELENY	3200
2016	01	08	10270	035200			RELENY	3200
2016	01	09	10270	035200			RELENY	3200
2016	01	10	10270	035200			RELENY	3200
2016	01	11	10270	035200			RELENY	3200
2016	01	12	10270	035200			RELENY	3200
2016	02	01	10270	035200			RELENY	3200
2016	02	02	10270	035200			RELENY	3200
2016	02	03	10270	035200			RELENY	3200
2016	02	04	10270	035200			RELENY	3200
2016	02	05	10270	035200			RELENY	3200
2016	02	06	10270	035200			RELENY	3200
2016	02	07	10270	035200			RELENY	3200
2016	02	08	10270	035200			RELENY	3200
2016	02	09	10270	035200			RELENY	3200
2016	02	10	10270	035200			RELENY	3200
2016	02	11	10270	035200			RELENY	3200
2016	02	12	10270	035200			RELENY	3200
2016	03	01	10270	035200			RELENY	3200
2016	03	02	10270	035200			RELENY	3200
2016	03	03	10270	035200			RELENY	3200
2016	03	04	10270	035200			RELENY	3200
2016	03	05	10270	035200			RELENY	3200
2016	03	06	10270	035200			RELENY	3200
2016	03	07	10270	035200			RELENY	3200
2016	03	08	10270	035200			RELENY	3200
2016	03	09	10270	035200			RELENY	3200
2016	03	10	10270	035200			RELENY	3200
2016	03	11	10270	035200			RELENY	3200
2016	03	12	10270	035200			RELENY	3200
2016	04	01	10270	035200			RELENY	3200
2016	04	02	10270	035200			RELENY	3200
2016	04	03	10270	035200			RELENY	3200
2016	04	04	10270	035200			RELENY	3200
2016	04	05	10270	035200			RELENY	3200
2016	04	06	10270	035200			RELENY	3200
2016	04	07	10270	035200			RELENY	3200
2016	04	08	10270	035200			RELENY	3200
2016	04	09	10270	035200			RELENY	3200
2016	04	10	10270	035200			RELENY	3200
2016	04	11	10270	035200			RELENY	3200
2016	04	12	10270	035200			RELENY	3200
2016	05	01	10270	035200			RELENY	3200
2016	05	02	10270	035200			RELENY	3200
2016	05	03	10270	035200			RELENY	3200
2016	05	04	10270	035200			RELENY	3200
2016	05	05	10270	035200			RELENY	3200
2016	05	06	10270	035200			RELENY	3200
2016	05	07	10270	035200			RELENY	3200
2016	05	08	10270	035200			RELENY	3200
2016	05	09	10270	035200			RELENY	3200
2016	05	10	10270	035200			RELENY	3200
2016	05	11	10270	035200			RELENY	3200
2016	05	12	10270	035200			RELENY	3200
2016	06	01	10270	035200			RELENY	3200
2016	06	02	10270	035200			RELENY	3200
2016	06	03	10270	035200			RELENY	3200
2016	06	04	10270	035200			RELENY	3200
2016	06	05	10270	035200			RELENY	3200
2016	06	06	10270	035200			RELENY	3200
2016	06	07	10270	035200			RELENY	3200
2016	06	08	10270	035200			RELENY	3200
2016	06	09	10270	035200			RELENY	3200
2016	06	10	10270	035200			RELENY	3200
2016	06	11	10270	035200			RELENY	3200
2016	06	12	10270	035200			RELENY	3200
2016	07	01	10270	035200			RELENY	3200
2016	07	02	10270	035200			RELENY	3200
2016	07	03	10270	035200			RELENY	3200
2016	07	04	10270	035200			RELENY	3200
2016	07	05	10270	035200			RELENY	3200
2016	07	06	10270	035200			RELENY	3200
2016	07	07	10270	035200			RELENY	3200
2016	07	08	10270	035200			RELENY	3200
2016	07	09	10270	035200			RELENY	3200
2016	07	10	10270	035200			RELENY	3200
2016	07	11	10270	035200			RELENY	3200
2016	07	12	10270	035200			RELENY	3200

Duke Energy Florida
Hedging Activities
August 2016 to July 2017
Dkt. No. 20170001-EI; ACN 2017-048-2-1

A
3 of 6
45-3

ca
27

Σ x's = 21229,276.80

note: see x's on pages A3, A4, A5 & A6

NY (S&A7)

Sheet

317

CONFIDENTIAL

Duke Energy Florida
Hedging Activities
August 2016 to July 2017
Dkt. No. 20170001-EI; ACN 2017-048-2-1


Account Name	Account Number
SECURITIES	3122
STOCKS	3123
BONDS	3124
COMMODITIES	3125
OTHER INVESTMENTS	3126
LIABILITIES	3127
CASH	3128

Symbol	Description	Contract	Quantity	Price	Market	Product	Account	Balance	Sum of Changes
[REDACTED]	[REDACTED]	[REDACTED]	[REDACTED]	[REDACTED]	[REDACTED]	[REDACTED]	[REDACTED]	[REDACTED]	[REDACTED]
[REDACTED]	[REDACTED]	[REDACTED]	[REDACTED]	[REDACTED]	[REDACTED]	[REDACTED]	[REDACTED]	[REDACTED]	[REDACTED]
[REDACTED]	[REDACTED]	[REDACTED]	[REDACTED]	[REDACTED]	[REDACTED]	[REDACTED]	[REDACTED]	[REDACTED]	[REDACTED]

For Further Information Contact Accountant at 3125


A
sif6

45-5



45-6

6
IT



PBC

45-7

2017

Duke Energy Florida
Hedging Activities
August 2016 to July 2017
Dkt. No. 20170001-EI; ACN 2017-048-2-1



Account	Balance	Debit	Credit
001			
002			
003			
004			
005			
006			
007			
008			
009			
010			
011			
012			
013			
014			
015			
016			
017			
018			
019			
020			
021			
022			
023			
024			
025			
026			
027			
028			
029			
030			
031			
032			
033			
034			
035			
036			
037			
038			
039			
040			
041			
042			
043			
044			
045			
046			
047			
048			
049			
050			
051			
052			
053			
054			
055			
056			
057			
058			
059			
060			
061			
062			
063			
064			
065			
066			
067			
068			
069			
070			
071			
072			
073			
074			
075			
076			
077			
078			
079			
080			
081			
082			
083			
084			
085			
086			
087			
088			
089			
090			
091			
092			
093			
094			
095			
096			
097			
098			
099			
100			

Account	Balance	Debit	Credit
001			
002			
003			
004			
005			
006			
007			
008			
009			
010			
011			
012			
013			
014			
015			
016			
017			
018			
019			
020			
021			
022			
023			
024			
025			
026			
027			
028			
029			
030			
031			
032			
033			
034			
035			
036			
037			
038			
039			
040			
041			
042			
043			
044			
045			
046			
047			
048			
049			
050			
051			
052			
053			
054			
055			
056			
057			
058			
059			
060			
061			
062			
063			
064			
065			
066			
067			
068			
069			
070			
071			
072			
073			
074			
075			
076			
077			
078			
079			
080			
081			
082			
083			
084			
085			
086			
087			
088			
089			
090			
091			
092			
093			
094			
095			
096			
097			
098			
099			
100			

AB 11 Summary New May 2017

B
5 of 7


45-11

Work Paper 46

Work Paper 46


cb
IT

**Regulated Fuels Inventory Management Process
Segregation of Duties**




46 p.1

cb
et




46 p.2

g



PB

b



PBC

46 p.4

Work Paper 47

Work Paper 47



Duke Energy Florida
Hedging Activities
August 2016 to July 2017
Dkt. No. 20170001-EI; ACN 2017-048-2-1

No.	Ref.	Month	Trade Number	Counterparty	Market	Volume	Fixed Price (\$/MMBtu)	Settlement (\$/MMBtu)	Savings/Cost on Hedge
Financial	1	A	8/1/2018	3377979	BNP Paribas E,EM	IFERC			
Financial	2	B	8/1/2016	3382168	BNP Paribas E,EM	NYMEX NG L1D		\$2.6400	
Financial	3	C	8/1/2016	3383267	NextEra Energy E EM G	NYMEX NG L1D		\$2.6720	
Financial	4	D	9/1/2016	3377979	BNP Paribas E,EM	IFERC		\$2.6720	
Financial	5	E	9/1/2016	3382168	BNP Paribas E,EM	NYMEX NG L1D		\$2.8300	
Financial	6	F	9/1/2016	3383267	NextEra Energy E EM G	NYMEX NG L1D		\$2.8530	
Financial	7	G	10/1/2016	3370588	BKMONTREAL	IFERC		\$2.8530	
Financial	8	H	10/1/2016	3374592	BKMONTREAL	IFERC		\$2.8300	
Financial	9	I	10/1/2016	3225290	Macquarie Bank Ltd	IFERC		\$2.8300	
Financial	10	J	10/1/2016	3225291	BKMONTREAL	IFERC		\$2.8700	
Financial	11	K	11/1/2016	3262325	Macquarie Bank Ltd	IFERC		\$2.8700	
Financial	12	L	11/1/2016	3262764	Citigroup Energy E	IFERC		\$2.6500	
Financial	13	M	12/1/2016	3262325	Macquarie Bank Ltd	IFERC		\$2.6500	
Financial	14	N	12/1/2016	3262764	Citigroup Energy E	IFERC		\$3.1300	
Financial	15	O	12/1/2016	3281831	JPMorganChase Bank E	IFERC		\$3.1300	
Financial	16	P	12/1/2016	3292685	Merrill Lynch Com E EM	IFERC		\$3.2300	
Financial	17	Q	12/1/2016	3324360	Citigroup Energy E	IFERC		\$3.1300	
Financial	18	R	12/1/2016	3327190	JPMorganChase Bank E	IFERC		\$3.2000	
Financial	19	S	1/1/2017	3262325	Macquarie Bank Ltd	IFERC		\$3.2000	
Financial	20	T	1/1/2017	3262764	Citigroup Energy E	IFERC		\$3.8400	
Financial	21	U	6/1/2017	3283779	Citigroup Energy E	IFERC		\$3.8400	
Financial	22	V	6/1/2017	3284454	Macquarie Bank Ltd	IFERC		\$3.1100	
								\$3.1100	

A
B
C
D
E
F
G
H
K
M
N
O
P
R

47

bst

A, B, C
10/20

DEF Gas Hedging Status
CONFIDENTIAL

As of December 31, 2016

Financial	Instrument	Face Value	Maturity	Trade Number	Counterparty	Market	Location	Contract	Settlement	Settlement (USD)	Settlement (USD)
Financial	Financial Option	Call	8/1/2018	3227419	Chiquito Energy E	NYMEX NG L1D	Henry Hub			\$2,6720	\$2,6720
Financial	Financial Option	Put	8/1/2018	3227412	Chiquito Energy E	NYMEX NG L1D	Henry Hub			\$2,6720	\$2,6720
Financial	Financial Option	Call	8/1/2016	3227312	Chiquito Energy E	NYMEX NG L1D	Henry Hub			\$2,6720	\$2,6720
Financial	Financial Option	Put	8/1/2016	3227313	Chiquito Energy E	NYMEX NG L1D	Henry Hub			\$2,6720	\$2,6720
Financial	Financial Option	Call	8/1/2018	3227514	BROOKFIELD	NYMEX NG L1D	Henry Hub			\$2,6720	\$2,6720
Financial	Financial Option	Put	8/1/2018	3227514	BROOKFIELD	NYMEX NG L1D	Henry Hub			\$2,6720	\$2,6720
Financial	Financial Option	Call	8/1/2016	3227515	JP Morgan Chase Bank E	IFERC	Texas Zone 4			\$2,6400	\$2,6400
Financial	Financial Option	Put	8/1/2016	3227515	JP Morgan Chase Bank E	IFERC	Texas Zone 4			\$2,6400	\$2,6400
Financial	Financial Option	Call	8/1/2016	3227516	Merrill Lynch Co E EM	IFERC	Texas Zone 4			\$2,6400	\$2,6400
Financial	Financial Option	Put	8/1/2016	3227516	Merrill Lynch Co E EM	IFERC	Texas Zone 4			\$2,6400	\$2,6400
Financial	Financial Option	Call	8/1/2018	3227517	BROOKFIELD	IFERC	Henry Hub			\$2,6700	\$2,6700
Financial	Financial Option	Put	8/1/2018	3227517	BROOKFIELD	IFERC	Henry Hub			\$2,6700	\$2,6700
Financial	Financial Option	Call	8/1/2016	3227520	Merrill Lynch Co E EM	IFERC	Henry Hub			\$2,6700	\$2,6700
Financial	Financial Option	Put	8/1/2016	3227520	Merrill Lynch Co E EM	IFERC	Henry Hub			\$2,6700	\$2,6700
Financial	Financial Option	Call	8/1/2016	3227522	Merrill Lynch Co E EM	IFERC	Henry Hub			\$2,6700	\$2,6700
Financial	Financial Option	Put	8/1/2016	3227522	Merrill Lynch Co E EM	IFERC	Henry Hub			\$2,6700	\$2,6700
Financial	Financial Option	Call	8/1/2016	3227525	BROOKFIELD	IFERC	Henry Hub			\$2,6700	\$2,6700
Financial	Financial Option	Put	8/1/2016	3227525	BROOKFIELD	IFERC	Henry Hub			\$2,6700	\$2,6700
Financial	Financial Option	Call	8/1/2018	3238354	BROOKFIELD	IFERC	Henry Hub			\$2,6700	\$2,6700
Financial	Financial Option	Put	8/1/2018	3238354	BROOKFIELD	IFERC	Henry Hub			\$2,6700	\$2,6700
Financial	Financial Option	Call	8/1/2016	3248476	Macquarie Bank Ltd	NYMEX NG L1D	Henry Hub			\$2,6700	\$2,6700
Financial	Financial Option	Put	8/1/2016	3248476	Macquarie Bank Ltd	NYMEX NG L1D	Henry Hub			\$2,6700	\$2,6700
Financial	Financial Option	Call	8/1/2016	3252181	Chiquito Energy E	NYMEX NG L1D	Henry Hub			\$2,6720	\$2,6720
Financial	Financial Option	Put	8/1/2016	3252181	Chiquito Energy E	NYMEX NG L1D	Henry Hub			\$2,6720	\$2,6720
Financial	Financial Option	Call	8/1/2016	3263423	Chiquito Energy E	IFERC	Henry Hub			\$2,6720	\$2,6720
Financial	Financial Option	Put	8/1/2016	3263423	Chiquito Energy E	IFERC	Henry Hub			\$2,6720	\$2,6720
Financial	Financial Option	Call	8/1/2018	3274474	Merrill Lynch Co E EM	NYMEX NG L1D	Henry Hub			\$2,6720	\$2,6720
Financial	Financial Option	Put	8/1/2018	3274474	Merrill Lynch Co E EM	NYMEX NG L1D	Henry Hub			\$2,6720	\$2,6720
Financial	Financial Option	Call	8/1/2018	3278678	Chiquito Energy E	IFERC	Henry Hub			\$2,6720	\$2,6720
Financial	Financial Option	Put	8/1/2018	3278678	Chiquito Energy E	IFERC	Henry Hub			\$2,6720	\$2,6720
Financial	Financial Option	Call	8/1/2018	3292220	Merrill Lynch Co E EM	IFERC	Henry Hub			\$2,6700	\$2,6700
Financial	Financial Option	Put	8/1/2018	3292220	Merrill Lynch Co E EM	IFERC	Henry Hub			\$2,6700	\$2,6700
Financial	Financial Option	Call	8/1/2016	3292220	Merrill Lynch Co E EM	IFERC	Henry Hub			\$2,6700	\$2,6700
Financial	Financial Option	Put	8/1/2016	3292220	Merrill Lynch Co E EM	IFERC	Henry Hub			\$2,6700	\$2,6700
Financial	Financial Option	Call	8/1/2018	3301242	Chiquito Energy E	NYMEX NG L1D	Henry Hub			\$2,6720	\$2,6720
Financial	Financial Option	Put	8/1/2018	3301242	Chiquito Energy E	NYMEX NG L1D	Henry Hub			\$2,6720	\$2,6720
Financial	Financial Option	Call	8/1/2016	3304165	JP Morgan Chase Bank E	NYMEX NG L1D	Henry Hub			\$2,6720	\$2,6720
Financial	Financial Option	Put	8/1/2016	3304165	JP Morgan Chase Bank E	NYMEX NG L1D	Henry Hub			\$2,6720	\$2,6720
Financial	Financial Option	Call	8/1/2016	3310402	Morgan Stanley E	NYMEX NG L1D	Henry Hub			\$2,6720	\$2,6720
Financial	Financial Option	Put	8/1/2016	3310402	Morgan Stanley E	NYMEX NG L1D	Henry Hub			\$2,6720	\$2,6720
Financial	Financial Option	Call	8/1/2018	3321032	Macquarie Bank Ltd	NYMEX NG L1D	Henry Hub			\$2,6720	\$2,6720
Financial	Financial Option	Put	8/1/2018	3321032	Macquarie Bank Ltd	NYMEX NG L1D	Henry Hub			\$2,6720	\$2,6720
Financial	Financial Option	Call	8/1/2016	3325062	Macquarie Bank Ltd	NYMEX NG L1D	Henry Hub			\$2,6720	\$2,6720
Financial	Financial Option	Put	8/1/2016	3325062	Macquarie Bank Ltd	NYMEX NG L1D	Henry Hub			\$2,6720	\$2,6720
Financial	Financial Option	Call	8/1/2018	3331417	Macquarie Bank Ltd	NYMEX NG L1D	Henry Hub			\$2,6720	\$2,6720
Financial	Financial Option	Put	8/1/2018	3331417	Macquarie Bank Ltd	NYMEX NG L1D	Henry Hub			\$2,6720	\$2,6720
Financial	Financial Option	Call	8/1/2016	3334117	Morgan Stanley E	NYMEX NG L1D	Henry Hub			\$2,6720	\$2,6720
Financial	Financial Option	Put	8/1/2016	3334117	Morgan Stanley E	NYMEX NG L1D	Henry Hub			\$2,6720	\$2,6720
Financial	Financial Option	Call	8/1/2016	3338405	Morgan Stanley E	IFERC	Henry Hub			\$2,6720	\$2,6720
Financial	Financial Option	Put	8/1/2016	3338405	Morgan Stanley E	IFERC	Henry Hub			\$2,6720	\$2,6720
Financial	Financial Option	Call	8/1/2016	3344758	Merrill Lynch Co E EM	IFERC	Texas Zone 4			\$2,6400	\$2,6400
Financial	Financial Option	Put	8/1/2016	3344758	Merrill Lynch Co E EM	IFERC	Texas Zone 4			\$2,6400	\$2,6400
Financial	Financial Option	Call	8/1/2018	3370774	BHP Petroleum E EM	NYMEX NG L1D	Henry Hub			\$2,6720	\$2,6720
Financial	Financial Option	Put	8/1/2018	3370774	BHP Petroleum E EM	NYMEX NG L1D	Henry Hub			\$2,6720	\$2,6720
Financial	Financial Option	Call	8/1/2016	3389246	Scotts Bank	NYMEX NG L1D	Henry Hub			\$2,6720	\$2,6720
Financial	Financial Option	Put	8/1/2016	3389246	Scotts Bank	NYMEX NG L1D	Henry Hub			\$2,6720	\$2,6720

Duke Energy Florida
Hedging Activities
August 2016 to July 2017
Dkt. No. 20170001-EI; ACN 2017-048-2-1

47-10.1

6
IT

DEF Gas Hedging Status
CONFIDENTIAL

As of December 31, 2016

Instrument	Period	Month	Trade Number	Counterparty	Units	Value	Final Price (1/16/16)	Settlement (1/16/16)	Settlement (1/16/16)
Financial Swap	8/1/2016	8/1/2016	3054884	BHP Purbas ELEM	IFERC				
Financial Swap	8/1/2016	8/1/2016	3054822	Merril Lynch/Corn E EM	IFERC				
Financial Swap	8/1/2016	8/1/2016	3054158	BRMONTREAL	IFERC				
Financial Swap	8/1/2016	8/1/2016	3054023	Scoble Burn	IFERC				
Financial Swap	8/1/2016	8/1/2016	3050882	Morgan Stanley E	IFERC				
Financial Swap	8/1/2016	8/1/2016	3048654	BRMONTREAL	IFERC				
Financial Swap	8/1/2016	8/1/2016	3045206	Morgan Stanley E	IFERC				
Financial Swap	8/1/2016	8/1/2016	3044463	Scoble Burn	IFERC				
Financial Swap	8/1/2016	8/1/2016	3044388	BRMONTREAL	IFERC				
Financial Swap	8/1/2016	8/1/2016	3043204	BHP Purbas ELEM	IFERC				
Financial Swap	8/1/2016	8/1/2016	3043118	Macquarie Bank LAM	IFERC				
Financial Swap	8/1/2016	8/1/2016	3043058	BHP Purbas ELEM	NYMEX NG L10				
Financial Swap	8/1/2016	8/1/2016	3042885	Merril Lynch/Corn E EM	IFERC				
Financial Swap	8/1/2016	8/1/2016	3039208	BRMONTREAL	IFERC				
Financial Swap	8/1/2016	8/1/2016	3037060	Macquarie Bank Ltd	IFERC				
Financial Swap	8/1/2016	8/1/2016	3036588	BRMONTREAL	IFERC				
Financial Swap	8/1/2016	8/1/2016	3034582	BRMONTREAL	IFERC				
Financial Swap	8/1/2016	8/1/2016	3031875	BHP Purbas ELEM	IFERC				
Financial Swap	8/1/2016	8/1/2016	3027979	BHP Purbas ELEM	IFERC				
Financial Swap	8/1/2016	8/1/2016	3025168	BHP Purbas ELEM	NYMEX NG L10				
Financial Swap	8/1/2016	8/1/2016	3003267	Neutera Energy ELEM	NYMEX NG L10				
8/1/2016 Total									


A, B, C
3 of 20

Duke Energy Florida
Hedging Activities
August 2016 to July 2017
Dkt. No. 20170001-EI; ACN 2017-048-2-1




ET

40420



PBC

47-1 p.4



st

PBC


A
50fao

47-1
p5

CONFIDENTIAL

①

6
IT



PBC

A
Lofad

47-1
p.6

CONFIDENTIAL

6
10




PBC

47-1 p.7

CONFIDENTIAL


6
H



A
8 of 20
47-1
P. 8

u

6
JK



Duke Energy Florida
Hedging Activities
August 2016 to July 2017
Dkt. No. 20170001-EI; ACN 2017-048-2-1

B
9 of 20


47-1
P.9



Duke Energy Florida
Hedging Activities
August 2016 to July 2017
Dkt. No. 20170001-EI; ACN 2017-048-2-1

PBC

B
10 of 20
47-1 p. 10




B
11 of 20

(PBC)

Page 1 of 2

47-1 p.11




B
12 of 20

Page 2 of 2



47-1p.12

6




(PBC)


B
130626

47-1
p.13

26



U



CONFIDENTIAL

Handwritten mark




(PBC)

C
16 of 20

47-1
p. 16

pb
ck




0
17 of 20

Page 1 of 2

(PBC)

47-1 p.17




C
18 of 20
Page 2 of 2

47-1p-18

(PBC)

CONFIDENTIAL

6



PBC

47-1 p. 19

D, E, F
1 of 22

DEF Gas Hedging Status
CONFIDENTIAL

As of December 31, 2018

Product	Instrument	Put/Call	Maturity	Trade Number	Counterparty	Month	Quantity	Value	Fired Price (\$MMBtu)	Settlement (\$MMBtu)	Base Adjustment (¢/Btu)
Financial	Financial Option	Call	9/1/2016	3227413	Calypso Energy E	NYMEX NG L1D	Henry Hub	\$2,8530			
Financial	Financial Option	Put	9/1/2016	3227413	Calypso Energy E	NYMEX NG L1D	Henry Hub	\$2,8530			
Financial	Financial Option	Call	9/1/2018	3227513	Calypso Energy E	NYMEX NG L1D	Henry Hub	\$2,8530			
Financial	Financial Option	Put	9/1/2018	3227513	Calypso Energy E	NYMEX NG L1D	Henry Hub	\$2,8530			
Financial	Financial Option	Call	9/1/2016	3227514	BNMONTREAL	NYMEX NG L1D	Henry Hub	\$2,8530			
Financial	Financial Option	Put	9/1/2016	3227514	BNMONTREAL	NYMEX NG L1D	Henry Hub	\$2,8530			
Financial	Financial Option	Call	9/1/2016	3227518	JP Morgan Chase Bank E	IFERC	Texas Zone 4	\$2,8530			
Financial	Financial Option	Put	9/1/2016	3227518	JP Morgan Chase Bank E	IFERC	Texas Zone 4	\$2,8530			
Financial	Financial Option	Call	9/1/2016	3227518	Merrill Lynch Coam E EM	IFERC	Texas Zone 4	\$2,8530			
Financial	Financial Option	Put	9/1/2016	3227518	Merrill Lynch Coam E EM	IFERC	Texas Zone 4	\$2,8530			
Financial	Financial Option	Call	9/1/2016	3227517	BNMONTREAL	IFERC	Henry Hub	\$2,8530			
Financial	Financial Option	Put	9/1/2016	3227517	BNMONTREAL	IFERC	Henry Hub	\$2,8530			
Financial	Financial Option	Call	9/1/2016	3227520	Merrill Lynch Coam E EM	IFERC	Henry Hub	\$2,8530			
Financial	Financial Option	Put	9/1/2016	3227520	Merrill Lynch Coam E EM	IFERC	Henry Hub	\$2,8530			
Financial	Financial Option	Call	9/1/2016	3227522	BNMONTREAL	IFERC	Henry Hub	\$2,8530			
Financial	Financial Option	Put	9/1/2016	3227522	BNMONTREAL	IFERC	Henry Hub	\$2,8530			
Financial	Financial Option	Call	9/1/2016	3228384	BNMONTREAL	IFERC	Henry Hub	\$2,8530			
Financial	Financial Option	Put	9/1/2016	3228384	BNMONTREAL	IFERC	Henry Hub	\$2,8530			
Financial	Financial Option	Call	9/1/2016	3246476	Macquarie Bank Ltd	NYMEX NG L1D	Henry Hub	\$2,8530			
Financial	Financial Option	Put	9/1/2016	3246476	Macquarie Bank Ltd	NYMEX NG L1D	Henry Hub	\$2,8530			
Financial	Financial Option	Call	9/1/2016	3252181	Calypso Energy E	NYMEX NG L1D	Henry Hub	\$2,8530			
Financial	Financial Option	Put	9/1/2016	3252181	Calypso Energy E	NYMEX NG L1D	Henry Hub	\$2,8530			
Financial	Financial Option	Call	9/1/2016	3268423	Merrill Lynch Coam E EM	IFERC	Henry Hub	\$2,8530			
Financial	Financial Option	Put	9/1/2016	3268423	Merrill Lynch Coam E EM	IFERC	Henry Hub	\$2,8530			
Financial	Financial Option	Call	9/1/2016	3277414	Merrill Lynch Coam E EM	IFERC	Henry Hub	\$2,8530			
Financial	Financial Option	Put	9/1/2016	3277414	Merrill Lynch Coam E EM	IFERC	Henry Hub	\$2,8530			
Financial	Financial Option	Call	9/1/2016	3279878	Calypso Energy E	NYMEX NG L1D	Henry Hub	\$2,8530			
Financial	Financial Option	Put	9/1/2016	3279878	Calypso Energy E	NYMEX NG L1D	Henry Hub	\$2,8530			
Financial	Financial Option	Call	9/1/2016	3282270	Merrill Lynch Coam E EM	IFERC	Henry Hub	\$2,8530			
Financial	Financial Option	Put	9/1/2016	3282270	Merrill Lynch Coam E EM	IFERC	Henry Hub	\$2,8530			
Financial	Financial Option	Call	9/1/2016	3281242	Calypso Energy E	NYMEX NG L1D	Henry Hub	\$2,8530			
Financial	Financial Option	Put	9/1/2016	3281242	Calypso Energy E	NYMEX NG L1D	Henry Hub	\$2,8530			
Financial	Financial Option	Call	9/1/2016	3284155	JP Morgan Chase Bank E	NYMEX NG L1D	Henry Hub	\$2,8530			
Financial	Financial Option	Put	9/1/2016	3284155	JP Morgan Chase Bank E	NYMEX NG L1D	Henry Hub	\$2,8530			
Financial	Financial Option	Call	9/1/2016	3310482	Morgan Stanley E	NYMEX NG L1D	Henry Hub	\$2,8530			
Financial	Financial Option	Put	9/1/2016	3310482	Morgan Stanley E	NYMEX NG L1D	Henry Hub	\$2,8530			
Financial	Financial Option	Call	9/1/2016	3321832	Macquarie Bank Ltd	NYMEX NG L1D	Henry Hub	\$2,8530			
Financial	Financial Option	Put	9/1/2016	3321832	Macquarie Bank Ltd	NYMEX NG L1D	Henry Hub	\$2,8530			
Financial	Financial Option	Call	9/1/2016	3325462	Macquarie Bank Ltd	NYMEX NG L1D	Henry Hub	\$2,8530			
Financial	Financial Option	Put	9/1/2016	3325462	Macquarie Bank Ltd	NYMEX NG L1D	Henry Hub	\$2,8530			
Financial	Financial Option	Call	9/1/2016	3331417	Morgan Stanley E	NYMEX NG L1D	Henry Hub	\$2,8530			
Financial	Financial Option	Put	9/1/2016	3331417	Morgan Stanley E	NYMEX NG L1D	Henry Hub	\$2,8530			
Financial	Financial Option	Call	9/1/2016	3339455	Morgan Stanley E	NYMEX NG L1D	Henry Hub	\$2,8530			
Financial	Financial Option	Put	9/1/2016	3339455	Morgan Stanley E	NYMEX NG L1D	Henry Hub	\$2,8530			
Financial	Financial Option	Call	9/1/2016	3344768	Merrill Lynch Coam E EM	IFERC	Henry Hub	\$2,8530			
Financial	Financial Option	Put	9/1/2016	3344768	Merrill Lynch Coam E EM	IFERC	Henry Hub	\$2,8530			
Financial	Financial Option	Call	9/1/2016	3370774	BHP Paribas E EM	IFERC	Texas Zone 4	\$2,8530			
Financial	Financial Option	Put	9/1/2016	3370774	BHP Paribas E EM	IFERC	Texas Zone 4	\$2,8530			
Financial	Financial Option	Call	9/1/2016	3380265	Morgan Stanley E	NYMEX NG L1D	Henry Hub	\$2,8530			
Financial	Financial Option	Put	9/1/2016	3380265	Morgan Stanley E	NYMEX NG L1D	Henry Hub	\$2,8530			

Duke Energy Florida
Hedging Activities
August 2016 to July 2017
Dkt. No. 20170001-EI; ACN 2017-048-2-1

(PBC)

47-2
P.1

PBC

As of December 31, 2016

DEF Gas Hedging Status
CONFIDENTIAL

Buyer/Counterparty	Contract	Expiry	Trade	Trade Number	Counterparty	Market	Location	Vol. '16	Fixed Price (\$/MMBtu)	Delivery (\$/MMBtu)
Financial Duke Energy Florida Hedging Activities August 2016 to July 2017 Dkt. No. 20170001-EI; ACN 2017-048-Z-1	Financial Swaps	Put	9/1/2016	32250016	Morgan Stanley E	NY-MEX COLLO	Henry Hub		\$2.8500	\$2.8500
	Financial Swaps		9/1/2016	32250017	Morgan Stanley E	IFERC	COI		\$2.7800	\$2.7800
	Financial Swaps		9/1/2016	32250022	BRACMONTREAL	IFERC	COI		\$2.7600	\$2.7600
	Financial Swaps		9/1/2016	32250027	JPMorganChase Bank E	IFERC	COI		\$2.7600	\$2.7600
	Financial Swaps		9/1/2016	32250028	Merrill LynchPier1 E	IFERC	COI		\$2.7600	\$2.7600
	Financial Swaps		9/1/2016	32250029	Merrill LynchPier1 E	IFERC	COI		\$2.7600	\$2.7600
	Financial Swaps		9/1/2016	32250030	Macquarie Bank Ltd	IFERC	COI		\$2.7600	\$2.7600
	Financial Swaps		9/1/2016	32250031	BRACMONTREAL	IFERC	COI		\$2.7600	\$2.7600
	Financial Swaps		9/1/2016	32250032	Macquarie Bank Ltd	IFERC	Trussco Zone 4		\$2.8500	\$2.8500
	Financial Swaps		9/1/2016	32250033	Calgary Energy E	IFERC	Trussco Zone 4		\$2.8500	\$2.8500
	Financial Swaps		9/1/2016	32250034	JPMorganChase Bank E	IFERC	Trussco Zone 4		\$2.8500	\$2.8500
	Financial Swaps		9/1/2016	32250035	Calgary Energy E	IFERC	Trussco Zone 4		\$2.8500	\$2.8500
	Financial Swaps		9/1/2016	32250036	Macquarie Bank Ltd	IFERC	Trussco Zone 4		\$2.8500	\$2.8500
	Financial Swaps		9/1/2016	32250037	Macquarie Bank Ltd	IFERC	Trussco Zone 4		\$2.8500	\$2.8500
	Financial Swaps		9/1/2016	32250038	Merrill LynchPier1 E	IFERC	Trussco Zone 4		\$2.8500	\$2.8500
	Financial Swaps		9/1/2016	32250039	BRACMONTREAL	IFERC	COI		\$2.7600	\$2.7600
	Financial Swaps		9/1/2016	32250040	JPMorganChase Bank E	IFERC	COI		\$2.7600	\$2.7600
	Financial Swaps		9/1/2016	32250041	JPMorganChase Bank E	IFERC	COI		\$2.7600	\$2.7600
	Financial Swaps		9/1/2016	32250042	JPMorganChase Bank E	IFERC	COI		\$2.7600	\$2.7600
	Financial Swaps		9/1/2016	32250043	Macquarie Bank Ltd	IFERC	COI		\$2.7600	\$2.7600
	Financial Swaps		9/1/2016	32250044	Macquarie Bank Ltd	IFERC	COI		\$2.7600	\$2.7600
	Financial Swaps		9/1/2016	32250045	Macquarie Bank Ltd	IFERC	COI		\$2.7600	\$2.7600
	Financial Swaps		9/1/2016	32250046	BRACMONTREAL	IFERC	Henry Hub		\$2.8500	\$2.8500
	Financial Swaps		9/1/2016	32250047	BRACMONTREAL	IFERC	Henry Hub		\$2.8500	\$2.8500
	Financial Swaps		9/1/2016	32250048	BRACMONTREAL	IFERC	Henry Hub		\$2.8500	\$2.8500
	Financial Swaps		9/1/2016	32250049	JPMorganChase Bank E	IFERC	Henry Hub		\$2.8500	\$2.8500
	Financial Swaps		9/1/2016	32250050	Merrill LynchPier1 E	IFERC	Henry Hub		\$2.8500	\$2.8500
	Financial Swaps		9/1/2016	32250051	JPMorganChase Bank E	IFERC	Trussco Zone 4		\$2.8500	\$2.8500
Financial Swaps		9/1/2016	32250052	Calgary Energy E	IFERC	COI		\$2.7600	\$2.7600	
Financial Swaps		9/1/2016	32250053	Merrill LynchPier1 E	IFERC	COI		\$2.7600	\$2.7600	
Financial Swaps		9/1/2016	32250054	Macquarie Bank Ltd	IFERC	COI		\$2.7600	\$2.7600	
Financial Swaps		9/1/2016	32250055	Macquarie Bank Ltd	IFERC	COI		\$2.7600	\$2.7600	
Financial Swaps		9/1/2016	32250056	Macquarie Bank Ltd	IFERC	COI		\$2.7600	\$2.7600	
Financial Swaps		9/1/2016	32250057	BRACMONTREAL	IFERC	Henry Hub		\$2.8500	\$2.8500	
Financial Swaps		9/1/2016	32250058	BRACMONTREAL	IFERC	Henry Hub		\$2.8500	\$2.8500	
Financial Swaps		9/1/2016	32250059	BRACMONTREAL	IFERC	Henry Hub		\$2.8500	\$2.8500	
Financial Swaps		9/1/2016	32250060	JPMorganChase Bank E	IFERC	Henry Hub		\$2.8500	\$2.8500	
Financial Swaps		9/1/2016	32250061	Merrill LynchPier1 E	IFERC	Henry Hub		\$2.8500	\$2.8500	
Financial Swaps		9/1/2016	32250062	JPMorganChase Bank E	IFERC	Trussco Zone 4		\$2.8500	\$2.8500	
Financial Swaps		9/1/2016	32250063	Calgary Energy E	IFERC	COI		\$2.7600	\$2.7600	
Financial Swaps		9/1/2016	32250064	Merrill LynchPier1 E	IFERC	COI		\$2.7600	\$2.7600	
Financial Swaps		9/1/2016	32250065	Macquarie Bank Ltd	IFERC	COI		\$2.7600	\$2.7600	
Financial Swaps		9/1/2016	32250066	Macquarie Bank Ltd	IFERC	COI		\$2.7600	\$2.7600	
Financial Swaps		9/1/2016	32250067	Macquarie Bank Ltd	IFERC	COI		\$2.7600	\$2.7600	
Financial Swaps		9/1/2016	32250068	Calgary Energy E	IFERC	Trussco Zone 4		\$2.8500	\$2.8500	
Financial Swaps		9/1/2016	32250069	Merrill LynchPier1 E	IFERC	Trussco Zone 4		\$2.8500	\$2.8500	
Financial Swaps		9/1/2016	32250070	JPMorganChase Bank E	IFERC	Trussco Zone 4		\$2.8500	\$2.8500	
Financial Swaps		9/1/2016	32250071	Macquarie Bank Ltd	IFERC	Trussco Zone 4		\$2.8500	\$2.8500	
Financial Swaps		9/1/2016	32250072	Macquarie Bank Ltd	IFERC	Trussco Zone 4		\$2.8500	\$2.8500	
Financial Swaps		9/1/2016	32250073	Calgary Energy E	IFERC	Trussco Zone 4		\$2.8500	\$2.8500	
Financial Swaps		9/1/2016	32250074	Merrill LynchPier1 E	IFERC	Trussco Zone 4		\$2.8500	\$2.8500	
Financial Swaps		9/1/2016	32250075	BRACMONTREAL	IFERC	Trussco Zone 4		\$2.8500	\$2.8500	
Financial Swaps		9/1/2016	32250076	BRACMONTREAL	IFERC	Trussco Zone 4		\$2.8500	\$2.8500	
Financial Swaps		9/1/2016	32250077	BRACMONTREAL	IFERC	Trussco Zone 4		\$2.8500	\$2.8500	
Financial Swaps		9/1/2016	32250078	BRACMONTREAL	IFERC	Trussco Zone 4		\$2.8500	\$2.8500	
Financial Swaps		9/1/2016	32250079	BRACMONTREAL	IFERC	Trussco Zone 4		\$2.8500	\$2.8500	
Financial Swaps		9/1/2016	32250080	BRACMONTREAL	IFERC	Trussco Zone 4		\$2.8500	\$2.8500	
Financial Swaps		9/1/2016	32250081	BRACMONTREAL	IFERC	Trussco Zone 4		\$2.8500	\$2.8500	
Financial Swaps		9/1/2016	32250082	BRACMONTREAL	IFERC	Trussco Zone 4		\$2.8500	\$2.8500	
Financial Swaps		9/1/2016	32250083	BRACMONTREAL	IFERC	Trussco Zone 4		\$2.8500	\$2.8500	
Financial Swaps		9/1/2016	32250084	BRACMONTREAL	IFERC	Trussco Zone 4		\$2.8500	\$2.8500	
Financial Swaps		9/1/2016	32250085	BRACMONTREAL	IFERC	Trussco Zone 4		\$2.8500	\$2.8500	
Financial Swaps		9/1/2016	32250086	BRACMONTREAL	IFERC	Trussco Zone 4		\$2.8500	\$2.8500	
Financial Swaps		9/1/2016	32250087	BRACMONTREAL	IFERC	Trussco Zone 4		\$2.8500	\$2.8500	
Financial Swaps		9/1/2016	32250088	BRACMONTREAL	IFERC	Trussco Zone 4		\$2.8500	\$2.8500	
Financial Swaps		9/1/2016	32250089	BRACMONTREAL	IFERC	Trussco Zone 4		\$2.8500	\$2.8500	
Financial Swaps		9/1/2016	32250090	BRACMONTREAL	IFERC	Trussco Zone 4		\$2.8500	\$2.8500	
Financial Swaps		9/1/2016	32250091	BRACMONTREAL	IFERC	Trussco Zone 4		\$2.8500	\$2.8500	
Financial Swaps		9/1/2016	32250092	BRACMONTREAL	IFERC	Trussco Zone 4		\$2.8500	\$2.8500	
Financial Swaps		9/1/2016	32250093	BRACMONTREAL	IFERC	Trussco Zone 4		\$2.8500	\$2.8500	
Financial Swaps		9/1/2016	32250094	BRACMONTREAL	IFERC	Trussco Zone 4		\$2.8500	\$2.8500	
Financial Swaps		9/1/2016	32250095	BRACMONTREAL	IFERC	Trussco Zone 4		\$2.8500	\$2.8500	
Financial Swaps		9/1/2016	32250096	BRACMONTREAL	IFERC	Trussco Zone 4		\$2.8500	\$2.8500	
Financial Swaps		9/1/2016	32250097	BRACMONTREAL	IFERC	Trussco Zone 4		\$2.8500	\$2.8500	
Financial Swaps		9/1/2016	32250098	BRACMONTREAL	IFERC	Trussco Zone 4		\$2.8500	\$2.8500	
Financial Swaps		9/1/2016	32250099	BRACMONTREAL	IFERC	Trussco Zone 4		\$2.8500	\$2.8500	
Financial Swaps		9/1/2016	32250100	BRACMONTREAL	IFERC	Trussco Zone 4		\$2.8500	\$2.8500	

Page 1
2 of 22
CIT

47-2 p.2

DE, F
3 of 22

DEF Gas Hedging Status
CONFIDENTIAL

As of December 31, 2018

Product	Instrument	Expiry	Month	Trade Number	Counterparty	Market	Location	Volume	Trade Price (\$/MMBtu)	Settlement (\$/MMBtu)	Settlement Change
Financial	Financial Swap	01/2018	01/2018	3356022	Merill_ind/Com EEM	IFERC	Tennessee 4		\$2.8000		
Financial	Financial Swap	01/2018	01/2018	3359156	BK/MONTREAL	IFERC	Tennessee 4		\$2.8000		
Financial	Financial Swap	01/2018	01/2018	3359032	Scotiabank	IFERC	Henry Hub		\$2.8500		
Financial	Financial Swap	01/2018	01/2018	3360082	Morgan Stanley E	IFERC	Henry Hub		\$2.8500		
Financial	Financial Swap	01/2018	01/2018	3360554	BK/MONTREAL	IFERC	Henry Hub		\$2.8500		
Financial	Financial Swap	01/2018	01/2018	3363536	Morgan Stanley E	IFERC	Henry Hub		\$2.8500		
Financial	Financial Swap	01/2018	01/2018	3364483	Scotiabank	IFERC	Henry Hub		\$2.8500		
Financial	Financial Swap	01/2018	01/2018	3364688	BK/MONTREAL	IFERC	Henry Hub		\$2.8500		
Financial	Financial Swap	01/2018	01/2018	3365042	BWP Paribas EEM	IFERC	Henry Hub		\$2.8500		
Financial	Financial Swap	01/2018	01/2018	3365504	Morgan Stanley EEM	IFERC	Colombia Gulf		\$2.7800		
Financial	Financial Swap	01/2018	01/2018	3368346	BWP Paribas EEM	IFERC	Colombia Gulf		\$2.7800		
Financial	Financial Swap	01/2018	01/2018	3369266	Merill_ind/Com EEM	NYMEX INLLID	Henry Hub		\$2.8500		
Financial	Financial Swap	01/2018	01/2018	3370028	BK/MONTREAL	IFERC	Tennessee 4		\$2.8000		
Financial	Financial Swap	01/2018	01/2018	3370058	Morgan Stanley EEM	IFERC	Tennessee 4		\$2.8000		
Financial	Financial Swap	01/2018	01/2018	3370536	BK/MONTREAL	IFERC	Tennessee 4		\$2.8000		
Financial	Financial Swap	01/2018	01/2018	3374592	BK/MONTREAL	IFERC	Tennessee 4		\$2.8000		
Financial	Financial Swap	01/2018	01/2018	3378795	BWP Paribas EEM	IFERC	Tennessee 4		\$2.8000		
Financial	Financial Swap	01/2018	01/2018	3377978	BWP Paribas EEM	IFERC	Tennessee 4		\$2.8000		
Financial	Financial Swap	01/2018	01/2018	3382188	BWP Paribas EEM	IFERC	Henry Hub		\$2.8500		
Financial	Financial Swap	01/2018	01/2018	3383567	NuStar Energy EEM G	NYMEX INLLID	Henry Hub		\$2.8500		
			01/2018 Total								

Duke Energy Florida
Hedging Activities
August 2016 to July 2017
Dkt. No. 20170001-EI; ACN 2017-048-2-1

PBC

47-2
P.3


P.E.I.F
4 of 22
36
IT

(PBC)

47-2
P4

47-215
50422

PBC




Handwritten signature or initials.

(11)

CONFIDENTIAL


IT



PBC

D
6 of 22
47-2 P.6

10
ET




D
7 of 22

PBC

47-2 p.7


nb



PBC

REDACTED

CONFIDENTIAL



9 of 22



47-2 p.9

BC

REDACTED

CONFIDENTIAL

2/1




PBC

10 of 22
47-2 p.10

REDACTED

CONFIDENTIAL

h




PBC

E
11 OF 22
47-2 p.11

REDACTED

CONFIDENTIAL

6
77



E


12 of 22

Page 1 of 2



47-2p.12

nb




47-2
p.13

~

REDACTED

CONFIDENTIAL

nb




BC

E
14 of 22

47-2
p.14


REDACTED

CONFIDENTIAL



E
15 of 22
47-2
P-15

REDACTED



PBC


F
16 OF 22
47-2 p.16

REDACTED

CONFIDENTIAL

(6)

It




PBC

47-2
p.17

REDACTED


h



PBC

47-2
P.18

REDACTED



F
19 of 22

Page 1 of 2


47-2
p.19



REDACTED

CONFIDENTIAL

rt



F
20 of 22

Page 2 of 2

(PBC)


47-2
P.20

REDACTED

CONFIDENTIAL

IT

()



PBC

47-2
p.21

Handwritten initials/signature

6, H, I, J
3 of 4

DEF Gas Hedging Status
CONFIDENTIAL

As of December 31, 2016

Product	Instrument	PL/2016	Trade	Trade Number	Counterparty	Index	Location	Volume	Unit Price (\$/MMBtu)	Settlement (\$/MMBtu)	Settlement (\$/MMBtu)
Financial	Financial Swap	10/1/2016	3039158		Magnum Sundry E	IFERC	Tennessee Zone 4			\$2.8000	
Financial	Financial Swap	10/1/2016	3039084		BP/Mapan/Chas Bank E	IFERC	Tennessee Zone 4			\$2.8000	
Financial	Financial Swap	10/1/2016	3039042		BP/Parsons E/EM	IFERC	Tennessee Zone 4			\$2.8000	
Financial	Financial Swap	10/1/2016	3039009		Manit. ymt/Can E/EM	IFERC	Tennessee Zone 4			\$2.8000	
Financial	Financial Swap	10/1/2016	3039066		Mapanique Bank L/H	IFERC	Tennessee Zone 4			\$2.8000	
Financial	Financial Swap	10/1/2016	3044303		BR/MONTREAL	IFERC	Tennessee Zone 4			\$2.8000	
Financial	Financial Swap	10/1/2016	3043168		BP/Parsons E/EM	IFERC	Tennessee Zone 4			\$2.8000	
Financial	Financial Swap	10/1/2016	3032498		Mapanique Bank L/H	IFERC	Tennessee Zone 4			\$2.8000	
Financial	Financial Swap	10/1/2016	3033008		Scotin Bank	IFERC	Tennessee Zone 4			\$2.8000	
Financial	Financial Swap	10/1/2016	3033743		BR/MONTREAL	IFERC	Tennessee Zone 4			\$2.8000	
Financial	Financial Swap	10/1/2016	3035684		BP/Parsons E/EM	IFERC	Tennessee Zone 4			\$2.8000	
Financial	Financial Swap	10/1/2016	3035802		Manit. ymt/Can E/EM	IFERC	Tennessee Zone 4			\$2.8000	
Financial	Financial Swap	10/1/2016	3038458		BR/MONTREAL	IFERC	Tennessee Zone 4			\$2.8000	
Financial	Financial Swap	10/1/2016	3038523		BP/Parsons E/EM	IFERC	Tennessee Zone 4			\$2.8000	
Financial	Financial Swap	10/1/2016	3038204		Mapanique Bank L/H	IFERC	Tennessee Zone 4			\$2.8000	
Financial	Financial Swap	10/1/2016	3038346		BP/Parsons E/EM	NYMEX NG L/D	Henry Hub			\$2.8700	
Financial	Financial Swap	10/1/2016	3038288		Manit. ymt/Can E/EM	IFERC	Tennessee Zone 4			\$2.8000	
Financial	Financial Swap	10/1/2016	3038208		BR/MONTREAL	IFERC	Tennessee Zone 4			\$2.8000	
Financial	Financial Swap	10/1/2016	3037008		Mapanique Bank L/H	IFERC	Tennessee Zone 4			\$2.8000	
Financial	Financial Swap	10/1/2016	3037048		BR/MONTREAL	IFERC	Tennessee Zone 4			\$2.8000	
Financial	Financial Swap	10/1/2016	3037452		BR/MONTREAL	IFERC	Tennessee Zone 4			\$2.8000	
10/1/2016 Total											


Duke Energy Florida
Hedging Activities
August 2016 to July 2017
Dkt. No. 20170001-EI; ACN 2017-048-2-1

(P.2)

47-3
P.3

Handwritten initials/signature

6,4,5,1,5
-16444




PBC

47-3
P.4

REDACTED

CONFIDENTIAL

b
H



1




G
50444

47-3

P.5


⑦

14



PBS

G 47-3
6644 p.6




Handwritten scribbles and marks in the top right corner, including a vertical line and some illegible characters.



Handwritten text in the bottom right corner: "7 of 44" followed by "47-3" and "P.7" on separate lines.


Handwritten marks at the top right corner, including a checkmark and a vertical line.



PBC

Handwritten text at the bottom right corner: "47-3", "8 OF 44", and "p. 8".


6



PBC

G
9044
47-3
P.9


b
FL



PBC

47-3 p.10


2
IT



FDIC


11 OF 44
47-3
p. 11

↘



REC

①
#1



②


Page 4 of 5

PBC

G
13 of 94
47-3 p. 13

↓
IT


⑦



PBC

146844
47-3
p.14

h




FBC

15 dt 44

47-3
p. 15


[Handwritten mark]



PBC

16 OF 44
47-3
p. 16


② b



PBC

17 of 44
47-3
p. 17

Handwritten initials or marks in the top right corner.




PER

18 of 44

47-3
0.18


mb



ABC

19 of 44
47-3
P. 9

1




PBC

20 of 44

47-3

p. 20


6



PBC

H
21 OF 44
47-3
p. 21


6



PRC


H
22 of 44
47-3
p.22

Handwritten marks on the right margin, including a vertical line and a cross-like symbol.




Handwritten mark in the bottom left corner, possibly a date or initials.

6



1/1


47-3
p.24



PBC


H
25 of 44
47-3
P.25

2



PBC

47-2
0.26



PBC


47-3
P.27

b



47-3
p.28


6



(PBO)

47 -3
P.29

6




F
A
D



47-3
P-30


2



P


47-3
p 31

[Handwritten scribble]



(PDC)


2
+



(S)

33644
47-3
p. 33


6



(PDC)


34 of 44
47-3 p.34

Handwritten initials or mark, possibly "IT" or "BT".




10

nb
IT




PBC

6




10




PD

b



D
H

PBC




PBC

46 of 44

47-3
2110


b



PBC

41 of 44
47-3
0.41

b
at




REC

42 of 44
47-3
0.17

CONFIDENTIAL

6
It



PBC

43DF44

47-3, u3



As of December 31, 2016

DEF Gas Hedging Status
CONFIDENTIAL

Physical/Financial	Instrument	Put/Call	Month	Trade Number	Counterparty	Market	Location	Volume	Fixed Price (\$/MMBtu)	Settlement (\$/MMBtu)	Savings/Cost on Hedge
Financial	Financial Option	Call	11/1/2016	3331417	Morgan Stanley E	NYMEX NG L1D					
Financial	Financial Option	Put	11/1/2016	3331417	Morgan Stanley E	NYMEX NG L1D	Henry Hub			\$2,7640	
Financial	Financial Option	Call	11/1/2016	3339455	Morgan Stanley E	IFERC	Henry Hub			\$2,7640	
Financial	Financial Option	Put	11/1/2016	3339455	Morgan Stanley E	IFERC	Henry Hub			\$2,7780	
Financial	Financial Option	Call	11/1/2016	3344766	Merill LynchCom E EM	IFERC	Henry Hub			\$2,7790	
Financial	Financial Option	Put	11/1/2016	3344766	Merill LynchCom E EM	IFERC	Tranaco Zone 4			\$2,7000	
Financial	Financial Option	Call	11/1/2016	3376796	BKMONTREAL	NYMEX NG L1D	Henry Hub			\$2,7300	
Financial	Financial Option	Put	11/1/2016	3376796	BKMONTREAL	NYMEX NG L1D	Henry Hub			\$2,7640	
Financial	Financial Option	Call	11/1/2016	3378169	Scotia Bank	NYMEX NG L1D	Henry Hub			\$2,7640	
Financial	Financial Option	Put	11/1/2016	3378169	Scotia Bank	NYMEX NG L1D	Henry Hub			\$2,7640	
Financial	Financial Option	Call	11/1/2016	3378391	Scotia Bank	NYMEX NG L1D	Henry Hub			\$2,7640	
Financial	Financial Option	Put	11/1/2016	3378391	Scotia Bank	NYMEX NG L1D	Henry Hub			\$2,7640	
Financial	Financial Option	Call	11/1/2016	3378391	Scotia Bank	NYMEX NG L1D	Henry Hub			\$2,7640	
Financial	Financial Option	Put	11/1/2016	3389330	BKMONTREAL	NYMEX NG L1D	Henry Hub			\$2,7640	
Financial	Financial Option	Call	11/1/2016	3389330	BKMONTREAL	NYMEX NG L1D	Henry Hub			\$2,7640	
Financial	Financial Option	Put	11/1/2016	3426956	Merill LynchCom E EM	NYMEX NG L1D	Henry Hub			\$2,7640	
Financial	Financial Option	Call	11/1/2016	3426956	Merill LynchCom E EM	NYMEX NG L1D	Henry Hub			\$2,7640	
Financial	Financial Option	Put	11/1/2016	3429114	Morgan Stanley E	NYMEX NG L1D	Henry Hub			\$2,7640	
Financial	Financial Option	Call	11/1/2016	3429114	Morgan Stanley E	NYMEX NG L1D	Henry Hub			\$2,7640	
Financial	Financial Option	Put	11/1/2016	3429114	Morgan Stanley E	NYMEX NG L1D	Henry Hub			\$2,7640	
Financial	Financial Option	Call	11/1/2016	3429657	Morgan Stanley E	NYMEX NG L1D	Henry Hub			\$2,7640	
Financial	Financial Option	Put	11/1/2016	3429657	Morgan Stanley E	NYMEX NG L1D	Henry Hub			\$2,7640	
Financial	Financial Option	Call	11/1/2016	3430441	NextEra Energy E M G	NYMEX NG L1D	Henry Hub			\$2,7640	
Financial	Financial Option	Put	11/1/2016	3430441	NextEra Energy E M G	NYMEX NG L1D	Henry Hub			\$2,7640	
Financial	Financial Option	Call	11/1/2016	3430782	Scotia Bank	NYMEX NG L1D	Henry Hub			\$2,7640	
Financial	Financial Option	Put	11/1/2016	3430782	Scotia Bank	NYMEX NG L1D	Henry Hub			\$2,7640	
Financial	Financial Option	Call	11/1/2016	3434081	Scotia Bank	NYMEX NG L1D	Henry Hub			\$2,7640	
Financial	Financial Option	Put	11/1/2016	3434081	Scotia Bank	NYMEX NG L1D	Henry Hub			\$2,7640	
Financial	Financial Option	Call	11/1/2016	3434785	Merill LynchCom E EM	NYMEX NG L1D	Henry Hub			\$2,7640	
Financial	Financial Option	Put	11/1/2016	3434785	Merill LynchCom E EM	NYMEX NG L1D	Henry Hub			\$2,7640	
Financial	Financial Option	Call	11/1/2016	3435105	Morgan Stanley E	NYMEX NG L1D	Henry Hub			\$2,7640	
Financial	Financial Option	Put	11/1/2016	3435105	Morgan Stanley E	NYMEX NG L1D	Henry Hub			\$2,7640	
Financial	Financial Option	Call	11/1/2016	3437606	Scotia Bank	NYMEX NG L1D	Henry Hub			\$2,7640	
Financial	Financial Option	Put	11/1/2016	3437606	Scotia Bank	NYMEX NG L1D	Henry Hub			\$2,7640	
Financial	Financial Option	Call	11/1/2016	3437936	BKMONTREAL	NYMEX NG L1D	Henry Hub			\$2,7640	
Financial	Financial Option	Put	11/1/2016	3437936	BKMONTREAL	NYMEX NG L1D	Henry Hub			\$2,7640	
Financial	Financial Option	Call	11/1/2016	3438729	BKMONTREAL	NYMEX NG L1D	Henry Hub			\$2,7640	
Financial	Financial Option	Put	11/1/2016	3438729	BKMONTREAL	NYMEX NG L1D	Henry Hub			\$2,7640	
Financial	Financial Option	Call	11/1/2016	3439722	Scotia Bank	NYMEX NG L1D	Henry Hub			\$2,7640	
Financial	Financial Option	Put	11/1/2016	3439722	Scotia Bank	NYMEX NG L1D	Henry Hub			\$2,7640	
Financial	Financial Option	Call	11/1/2016	3440193	Calgroup Energy E	NYMEX NG L1D	Henry Hub			\$2,7640	
Financial	Financial Option	Put	11/1/2016	3440193	Calgroup Energy E	NYMEX NG L1D	Henry Hub			\$2,7640	
Financial	Financial Option	Call	11/1/2016	3441498	Morgan Stanley E	NYMEX NG L1D	Henry Hub			\$2,7640	
Financial	Financial Option	Put	11/1/2016	3441498	Morgan Stanley E	NYMEX NG L1D	Henry Hub			\$2,7840	
Financial	Financial Option	Call	11/1/2016	3442244	Scotia Bank	NYMEX NG L1D	Henry Hub			\$2,7640	
Financial	Financial Option	Put	11/1/2016	3442244	Scotia Bank	NYMEX NG L1D	Henry Hub			\$2,7640	
Financial	Financial Option	Call	11/1/2016	3442762	Scotia Bank	NYMEX NG L1D	Henry Hub			\$2,7640	
Financial	Financial Option	Put	11/1/2016	3442762	Scotia Bank	NYMEX NG L1D	Henry Hub			\$2,7640	
Financial	Financial Option	Call	11/1/2016	3442987	Scotia Bank	NYMEX NG L1D	Henry Hub			\$2,7640	
Financial	Financial Option	Put	11/1/2016	3442987	Scotia Bank	NYMEX NG L1D	Henry Hub			\$2,7640	
Financial	Financial Option	Call	11/1/2016	3443672	Morgan Stanley E	NYMEX NG L1D	Henry Hub			\$2,7640	
Financial	Financial Option	Put	11/1/2016	3443672	Morgan Stanley E	NYMEX NG L1D	Henry Hub			\$2,7640	

Duke Energy Florida
Hedging Activities
August 2016 to July 2017
Dkt. No. 20170001-EI; ACN 2017-048-2-1

CONFIDENTIAL

47-4
p.1

K, L
16F17

DEF Gas Hedging Status
CONFIDENTIAL

As of December 31, 2016

Priority Financial	Instrument	FOCUS	Month	Trade Number	Counterparty	Market	Location	Value	Trade Price (\$/MBTU)	Generation (\$/MBTU)	Exposition Ratio
Financial	Financial Swap		11/1/2016	3228743	Marill, YorkCom EEM	FERC	Tennessee Zone 4			\$2,700	
Financial	Financial Swap		11/1/2016	3228744	Chrysope Energy E	FERC	Tennessee Zone 4			\$2,700	
Financial	Financial Swap		11/1/2016	3228749	BALMONTREAL	FERC	Tennessee Zone 4			\$2,700	
Financial	Financial Swap		11/1/2016	3228753	JPMorganChase Bank E	FERC	Tennessee Zone 4			\$2,650	
Financial	Financial Swap		11/1/2016	3228755	BALMONTREAL	FERC	CGT			\$2,800	
Financial	Financial Swap		11/1/2016	3228758	Macquarie Bank Ltd	FERC	Heavy Hub			\$2,700	
Financial	Financial Swap		11/1/2016	3228769	Marill, YorkCom EEM	FERC	Heavy Hub			\$2,700	
Financial	Financial Swap		11/1/2016	3228787	BALMONTREAL	FERC	Heavy Hub			\$2,700	
Financial	Financial Swap		11/1/2016	3228800	Marill, YorkCom EEM	FERC	Tennessee Zone 4			\$2,700	
Financial	Financial Swap		11/1/2016	3228802	Marill, YorkCom EEM	FERC	Heavy Hub			\$2,700	
Financial	Financial Swap		11/1/2016	3228846	JPMorganChase Bank E	FERC	Heavy Hub			\$2,700	
Financial	Financial Swap		11/1/2016	3228861	Chrysope Energy E	FERC	Heavy Hub			\$2,700	
Financial	Financial Swap		11/1/2016	3228866	Chrysope Energy E	FERC	Heavy Hub			\$2,700	
Financial	Financial Swap		11/1/2016	3228912	Chrysope Energy E	FERC	Heavy Hub			\$2,700	
Financial	Financial Swap		11/1/2016	3228925	JPMorganChase Bank E	FERC	Tennessee Zone 4			\$2,700	
Financial	Financial Swap		11/1/2016	3228976	JPMorganChase Bank E	FERC	Tennessee Zone 4			\$1,700	
Financial	Financial Swap		11/1/2016	3229225	Macquarie Bank Ltd	IFERC	CGT			\$2,650	
Financial	Financial Swap		11/1/2016	3229254	Chrysope Energy E	IFERC	CGT			\$2,700	
Financial	Financial Swap		11/1/2016	3229311	JPMorganChase Bank E	IFERC	Heavy Hub			\$2,700	
Financial	Financial Swap		11/1/2016	3229355	Marill, YorkCom EEM	FERC	Columbia Gulf			\$2,650	
Financial	Financial Swap		11/1/2016	3229356	Marill, YorkCom EEM	FERC	Columbia Gulf			\$2,650	
Financial	Financial Swap		11/1/2016	3229813	Marill, YorkCom EEM	FERC	Tennessee Zone 4			\$2,700	
Financial	Financial Swap		11/1/2016	3310800	Marill, YorkCom EEM	FERC	Tennessee Zone 4			\$2,700	
Financial	Financial Swap		11/1/2016	3317858	Morgan Stanley E	FERC	Tennessee Zone 4			\$2,700	
Financial	Financial Swap		11/1/2016	3321309	Chrysope Energy E	FERC	Tennessee Zone 4			\$2,700	
Financial	Financial Swap		11/1/2016	3321309	Marill, YorkCom EEM	FERC	Tennessee Zone 4			\$2,700	
Financial	Financial Swap		11/1/2016	3322480	Marill, YorkCom EEM	FERC	Tennessee Zone 4			\$2,700	
Financial	Financial Swap		11/1/2016	3322582	JPMorganChase Bank E	FERC	Tennessee Zone 4			\$2,700	
Financial	Financial Swap		11/1/2016	3324360	Chrysope Energy E	FERC	Tennessee Zone 4			\$2,700	
Financial	Financial Swap		11/1/2016	3327190	JPMorganChase Bank E	FERC	Tennessee Zone 4			\$2,700	
Financial	Financial Swap		11/1/2016	3333331	Macquarie Bank Ltd	FERC	Tennessee Zone 4			\$2,700	
Financial	Financial Swap		11/1/2016	3340810	Macquarie Bank Ltd	FERC	Columbia Gulf			\$2,650	
Financial	Financial Swap		11/1/2016	3353500	Scotts Bank	FERC	Tennessee Zone 4			\$2,700	
Financial	Financial Swap		11/1/2016	3353714	BALMONTREAL	FERC	Tennessee Zone 4			\$2,700	
Financial	Financial Swap		11/1/2016	3353720	Chrysope Energy E	FERC	Tennessee Zone 4			\$2,700	
Financial	Financial Swap		11/1/2016	3358090	Macquarie Bank Ltd	FERC	Tennessee Zone 4			\$2,700	
Financial	Financial Swap		11/1/2016	3358316	Scotts Bank	FERC	Tennessee Zone 4			\$2,700	
Financial	Financial Swap		11/1/2016	3358413	Scotts Bank	FERC	Tennessee Zone 4			\$2,700	
Financial	Financial Swap		11/1/2016	3364669	Morgan Stanley E	FERC	Tennessee Zone 4			\$2,700	
Financial	Financial Swap		11/1/2016	3365344	BALMONTREAL	FERC	Tennessee Zone 4			\$2,700	
Financial	Financial Swap		11/1/2016	3365847	Marill, YorkCom EEM	FERC	Tennessee Zone 4			\$2,700	
Financial	Financial Swap		11/1/2016	3366209	Scotts Bank	FERC	Tennessee Zone 4			\$2,700	
Financial	Financial Swap		11/1/2016	3370349	BHP Billiton EEM	IFERC	Tennessee Zone 4			\$2,700	
Financial	Financial Swap		11/1/2016	3371594	BHP Billiton EEM	IFERC	Tennessee Zone 4			\$2,700	
Financial	Financial Swap		11/1/2016 Total							\$2,700	

Duke Energy Florida
Hedging Activities
August 2016 to July 2017
Dkt. No. 20170001-EI; ACN 2017-048-2-1


KIL
2 of 17

Handwritten signature

47-4
P.2

6

11




FILED

47-4
P.3

CONFIDENTIAL


(11) 6



PBC

47-4
K P.4
40+11


(11) b
Et



47-4
K P.5
5 of 11


(11)

1



FBC

47-4
K P-6
6 of 11



K 47-4
7 OF 11 P.7

5/16

Handwritten mark resembling a stylized 'd' or 'g'.



Handwritten mark resembling a plus sign or 't'.



PBC

K 47-4
20617 P.8


10



FBC

47-4
90 FM
P. 9


11



180


K 47-4
10 of 17 P.10

mb




FBC

26



PBU


1



L
13 of 17

47-4
0.12


b



14 of 17


47-4
p.14

6



FBI

6



44



IT

DEF Gas Hedging Status
CONFIDENTIAL

As of December 31, 2016


Product	Expiration	Period	Start	Term (Months)	Counterparty	Market	Location	Volume	Initial Price (\$/MMBtu)	Settlement Price (\$/MMBtu)	Current Position
Financial	Financial Swap	12/1/2016	3226744		Chigroup Energy E	IFERC	Texas Zone 4		\$1,2000		
Financial	Financial Swap	12/1/2016	3226748		BMO MONTREAL	IFERC	Texas Zone 4		\$1,2000		
Financial	Financial Swap	12/1/2016	3226753		JPMorgan Chase Bank E	IFERC	CGT		\$1,1300		
Financial	Financial Swap	12/1/2016	3226755		BMO MONTREAL	IFERC	CGT		\$1,1300		
Financial	Financial Swap	12/1/2016	3226758		Macquarie Bank Ltd	IFERC	Henry Hub		\$1,2000		
Financial	Financial Swap	12/1/2016	3226769		Merill Lynch Corp E EM	IFERC	Henry Hub		\$1,2000		
Financial	Financial Swap	12/1/2016	3226797		BMO MONTREAL	IFERC	Henry Hub		\$1,2000		
Financial	Financial Swap	12/1/2016	3226800		Merill Lynch Corp E EM	IFERC	Texas Zone 4		\$1,2000		
Financial	Financial Swap	12/1/2016	3226802		Merill Lynch Corp E EM	IFERC	Henry Hub		\$1,2000		
Financial	Financial Swap	12/1/2016	3226845		JPMorgan Chase Bank E	IFERC	Henry Hub		\$1,2000		
Financial	Financial Swap	12/1/2016	3226861		Merill Lynch Corp E EM	IFERC	Henry Hub		\$1,2000		
Financial	Financial Swap	12/1/2016	3226865		Chigroup Energy E	IFERC	Henry Hub		\$1,2000		
Financial	Financial Swap	12/1/2016	3247190		Chigroup Energy E	IFERC	Henry Hub		\$1,2000		
Financial	Financial Swap	12/1/2016	3247210		JPMorgan Chase Bank E	IFERC	Texas Zone 4		\$1,2000		
Financial	Financial Swap	12/1/2016	3251380		Chigroup Energy E	IFERC	Texas Zone 4		\$1,2000		
Financial	Financial Swap	12/1/2016	3256755		JPMorgan Chase Bank E	IFERC	CGT		\$1,1300		
Financial	Financial Swap	12/1/2016	3262225		Macquarie Bank Ltd	IFERC	CGT		\$1,1300		
Financial	Financial Swap	12/1/2016	3262784		Chigroup Energy E	IFERC	CGT		\$1,1300		
Financial	Financial Swap	12/1/2016	3261801		JPMorgan Chase Bank E	IFERC	Henry Hub		\$1,1300		
Financial	Financial Swap	12/1/2016	3262655		Merill Lynch Corp E EM	IFERC	Henry Hub		\$1,1300		
Financial	Financial Swap	12/1/2016	3263656		Merill Lynch Corp E EM	IFERC	Columbia Gulf		\$1,2000		
Financial	Financial Swap	12/1/2016	3268143		Merill Lynch Corp E EM	IFERC	Columbia Gulf		\$1,1000		
Financial	Financial Swap	12/1/2016	3310090		Merill Lynch Corp E EM	IFERC	Texas Zone 4		\$1,2000		
Financial	Financial Swap	12/1/2016	3317959		Chigroup Energy E	IFERC	Texas Zone 4		\$1,2000		
Financial	Financial Swap	12/1/2016	3321300		Chigroup Energy E	IFERC	Texas Zone 4		\$1,2000		
Financial	Financial Swap	12/1/2016	3322309		Merill Lynch Corp E EM	IFERC	Texas Zone 4		\$1,2000		
Financial	Financial Swap	12/1/2016	3322460		Merill Lynch Corp E EM	IFERC	Texas Zone 4		\$1,2000		
Financial	Financial Swap	12/1/2016	3323462		JPMorgan Chase Bank E	IFERC	Texas Zone 4		\$1,2000		
Financial	Financial Swap	12/1/2016	3324360		Chigroup Energy E	IFERC	Texas Zone 4		\$1,2000		
Financial	Financial Swap	12/1/2016	3327190		JPMorgan Chase Bank E	IFERC	Texas Zone 4		\$1,2000		
Financial	Financial Swap	12/1/2016	3330001		JPMorgan Chase Bank E	IFERC	Texas Zone 4		\$1,2000		
Financial	Financial Swap	12/1/2016	3340019		Macquarie Bank Ltd	IFERC	Texas Zone 4		\$1,2000		
Financial	Financial Swap	12/1/2016	3352500		Scotiabank	IFERC	Columbia Gulf		\$1,1300		
Financial	Financial Swap	12/1/2016	3353714		BMO MONTREAL	IFERC	Texas Zone 4		\$1,2000		
Financial	Financial Swap	12/1/2016	3354028		Chigroup Energy E	IFERC	Texas Zone 4		\$1,2000		
Financial	Financial Swap	12/1/2016	3356090		Macquarie Bank Ltd	IFERC	Texas Zone 4		\$1,2000		
Financial	Financial Swap	12/1/2016	3356078		Scotiabank	IFERC	Texas Zone 4		\$1,2000		
Financial	Financial Swap	12/1/2016	3356413		Scotiabank	IFERC	Texas Zone 4		\$1,2000		
Financial	Financial Swap	12/1/2016	3356489		Merill Lynch Corp E EM	IFERC	Texas Zone 4		\$1,2000		
Financial	Financial Swap	12/1/2016	3356534		BMO MONTREAL	IFERC	Texas Zone 4		\$1,2000		
Financial	Financial Swap	12/1/2016	3356547		Merill Lynch Corp E EM	IFERC	Texas Zone 4		\$1,2000		
Financial	Financial Swap	12/1/2016	3356260		Scotiabank	IFERC	Texas Zone 4		\$1,2000		
Financial	Financial Swap	12/1/2016	3370688		BNP Paribas EEM	IFERC	Texas Zone 4		\$1,2000		
Financial	Financial Swap	12/1/2016	3374584		BNP Paribas EEM	IFERC	Texas Zone 4		\$1,2000		
Total											

Duke Energy Florida
 Hedging Activities
 August 2016 to July 2017
 Dkt. No. 20170001-EI; ACN 2017-048-2-1

M, N, O, P, Q, R

a of 39

47-5
p. 2




(01)

47-5
P.3

CONFIDENTIAL

Handwritten marks and scribbles in the top right corner.




Handwritten circular stamp or mark in the bottom left corner.

M
4 of 39
47-5...

CONFIDENTIAL


6



M
5 OF 39
47-~~5~~
P-T




26



M
6 OF 39
47-5
n.l

CONFIDENTIAL

IT




PBC

7 of 39
47-5
0.7

CONFIDENTIAL

(17)

17




(PRC)

M 47-5
8 of 39 p. 8

CONFIDENTIAL


(13)

6



M 47-5
a 2072 P.9

26




FBC

M
10 of 39

47-5
p.10

CONFIDENTIAL

6




PRC

11 of 39
47-5
P.11

CONFIDENTIAL

(U)


b



12 of 39

47-5
0.12

CONFIDENTIAL



13 OF 39
47-5
P.13




(PBC)

14 of 39

47-5
p. 14

CONFIDENTIAL


nb



150439 47-5
P.15

CONFIDENTIAL

26




*

SECRET

16 OF 39
47-5
P-16

CONFIDENTIAL

nb




17 of 39

47-5
P.17

10


10


+




180F39
47-5
P.18

CONFIDENTIAL






CONFIDENTIAL



21 of 39
47-5
0.21


11



30

22 of 39 47-5
p.22

CONFIDENTIAL




(b)(7)(C)

P
23 0639 47-5
P-23


CONFIDENTIAL

6



PBC

P
24 of 39
47-5
P.24




1

69

29 of 39 47-5
p. 25

CONFIDENTIAL



47-5

P. 26

...


CONFIDENTIAL

(PBC)


27 OF 39

47-5
P.27

CONFIDENTIAL



28 of 39
47-5
p.28




(b)

24 of 34

47-5
0.29

CONFIDENTIAL



[Handwritten initials]



(b)(7)(C)

300639
47-5
p.30

CONFIDENTIAL



31 of 39

47-5
P.31



CONFIDENTIAL

①



32 of 39
47-5
0.32 ✓

②

17
b




Q 47-5
33 of 39
p. 33

CONFIDENTIAL

CONFIDENTIAL


Handwritten marks: a yellow arrow pointing down and a checkmark.



PBC


34 of 39
47-5
p. 24

h



R
35 of 39
47-5
P.35


CONFIDENTIAL



34 of 39
47-5
021

1


+



R 47-5
37 0139
P.37

37

CONFIDENTIAL



38 of 39
47-5028

U.V
11/16/17

DEF Gas Hedging Status
CONFIDENTIAL

File No	Instrument	Expiry	Month	Trade Number	Counterparty	Market	Quantity	Price	Settlement	Savings/Costs
Financial	Financial Option	Call	6/1/2017	3025680	Chiquita Energy E	NYMEX NG LID	Henry Hub		\$3,260	
Financial	Financial Option	Put	6/1/2017	3025680	Chiquita Energy E	NYMEX NG LID	Henry Hub		\$3,260	
Financial	Financial Option	Put	6/1/2017	3004154	JPMorganChase Bank E	NYMEX NG LID	Henry Hub		\$3,260	
Financial	Financial Option	Put	6/1/2017	3004154	JPMorganChase Bank E	NYMEX NG LID	Henry Hub		\$3,260	
Financial	Financial Option	Call	6/1/2017	3025561	Merill LynchCom E EM	NYMEX NG LID	Henry Hub		\$3,260	
Financial	Financial Option	Put	6/1/2017	3025561	Merill LynchCom E EM	NYMEX NG LID	Henry Hub		\$3,260	
Financial	Financial Option	Call	6/1/2017	3009456	Merill LynchCom E EM	IFERC	Henry Hub		\$3,260	
Financial	Financial Option	Put	6/1/2017	3009456	Merill LynchCom E EM	IFERC	Henry Hub		\$3,260	
Financial	Financial Option	Call	6/1/2017	3009456	Merill LynchCom E EM	IFERC	Henry Hub		\$3,260	
Financial	Financial Option	Put	6/1/2017	3009456	Merill LynchCom E EM	IFERC	Henry Hub		\$3,260	
Financial	Financial Option	Call	6/1/2017	3040629	Merill LynchCom E EM	IFERC	Henry Hub		\$3,260	
Financial	Financial Option	Put	6/1/2017	3040629	Merill LynchCom E EM	IFERC	Henry Hub		\$3,260	
Financial	Financial Option	Call	6/1/2017	3041788	BMO MONTREAL	NYMEX NG LID	Henry Hub		\$3,260	
Financial	Financial Option	Put	6/1/2017	3041788	BMO MONTREAL	NYMEX NG LID	Henry Hub		\$3,260	
Financial	Financial Option	Call	6/1/2017	3048100	Merill LynchCom E EM	NYMEX NG LID	Henry Hub		\$3,260	
Financial	Financial Option	Put	6/1/2017	3048100	Merill LynchCom E EM	NYMEX NG LID	Henry Hub		\$3,260	
Financial	Financial Option	Call	6/1/2017	3052287	BMO MONTREAL	NYMEX NG LID	Henry Hub		\$3,260	
Financial	Financial Option	Put	6/1/2017	3052287	BMO MONTREAL	NYMEX NG LID	Henry Hub		\$3,260	
Financial	Financial Option	Call	6/1/2017	3053287	BMO MONTREAL	NYMEX NG LID	Henry Hub		\$3,260	
Financial	Financial Option	Put	6/1/2017	3053287	BMO MONTREAL	NYMEX NG LID	Henry Hub		\$3,260	
Financial	Financial Option	Call	6/1/2017	3054000	Macquarie Bank Ltd	NYMEX NG LID	Henry Hub		\$3,260	
Financial	Financial Option	Put	6/1/2017	3054000	Macquarie Bank Ltd	NYMEX NG LID	Henry Hub		\$3,260	
Financial	Financial Option	Call	6/1/2017	3065603	Macquarie Bank Ltd	NYMEX NG LID	Henry Hub		\$3,260	
Financial	Financial Option	Put	6/1/2017	3065603	Macquarie Bank Ltd	NYMEX NG LID	Henry Hub		\$3,260	
Financial	Financial Option	Call	6/1/2017	3069603	BMO MONTREAL	NYMEX NG LID	Henry Hub		\$3,260	
Financial	Financial Option	Put	6/1/2017	3069603	BMO MONTREAL	NYMEX NG LID	Henry Hub		\$3,260	
Financial	Financial Option	Call	6/1/2017	3068654	Scotiabank	NYMEX NG LID	Henry Hub		\$3,260	
Financial	Financial Option	Put	6/1/2017	3068654	Scotiabank	NYMEX NG LID	Henry Hub		\$3,260	
Financial	Financial Option	Call	6/1/2017	3071049	Scotiabank	NYMEX NG LID	Henry Hub		\$3,260	
Financial	Financial Option	Put	6/1/2017	3071049	Scotiabank	NYMEX NG LID	Henry Hub		\$3,260	
Financial	Financial Option	Call	6/1/2017	3071048	Morgan Stanley E	NYMEX NG LID	Henry Hub		\$3,260	
Financial	Financial Option	Put	6/1/2017	3071048	Morgan Stanley E	NYMEX NG LID	Henry Hub		\$3,260	
Financial	Financial Option	Call	6/1/2017	3075608	BMO MONTREAL	NYMEX NG LID	Henry Hub		\$3,260	
Financial	Financial Option	Put	6/1/2017	3075608	BMO MONTREAL	NYMEX NG LID	Henry Hub		\$3,260	
Financial	Financial Option	Call	6/1/2017	3078245	Norwich Energy EM G	NYMEX NG LID	Henry Hub		\$3,260	
Financial	Financial Option	Put	6/1/2017	3078245	Norwich Energy EM G	NYMEX NG LID	Henry Hub		\$3,260	
Financial	Financial Option	Call	6/1/2017	3082352	BNP Paribas E EM	NYMEX NG LID	Henry Hub		\$3,260	
Financial	Financial Option	Put	6/1/2017	3082352	BNP Paribas E EM	NYMEX NG LID	Henry Hub		\$3,260	
Financial	Financial Option	Call	6/1/2017	3082352	BNP Paribas E EM	NYMEX NG LID	Henry Hub		\$3,260	
Financial	Financial Option	Put	6/1/2017	3082352	BNP Paribas E EM	NYMEX NG LID	Henry Hub		\$3,260	
Financial	Financial Option	Call	6/1/2017	3080968	Merill LynchCom E EM	IFERC	Henry Hub		\$3,260	
Financial	Financial Option	Put	6/1/2017	3080968	Merill LynchCom E EM	IFERC	Henry Hub		\$3,260	
Financial	Financial Option	Call	6/1/2017	3082405	JPMorganChase Bank E	IFERC	Henry Hub		\$3,260	
Financial	Financial Option	Put	6/1/2017	3082405	JPMorganChase Bank E	IFERC	Henry Hub		\$3,260	
Financial	Financial Option	Call	6/1/2017	3082763	Merill LynchCom E EM	IFERC	Henry Hub		\$3,260	
Financial	Financial Option	Put	6/1/2017	3082763	Merill LynchCom E EM	IFERC	Henry Hub		\$3,260	
Financial	Financial Option	Call	6/1/2017	3083099	Merill LynchCom E EM	IFERC	Henry Hub		\$3,260	
Financial	Financial Option	Put	6/1/2017	3083099	Merill LynchCom E EM	IFERC	Henry Hub		\$3,260	
Financial	Financial Option	Call	6/1/2017	3083463	JPMorganChase Bank E	IFERC	Henry Hub		\$3,260	
Financial	Financial Option	Put	6/1/2017	3083463	JPMorganChase Bank E	IFERC	Henry Hub		\$3,260	
Financial	Financial Option	Call	6/1/2017	3084448	JPMorganChase Bank E	IFERC	Henry Hub		\$3,260	
Financial	Financial Option	Put	6/1/2017	3084448	JPMorganChase Bank E	IFERC	Henry Hub		\$3,260	
Financial	Financial Option	Call	6/1/2017	3071085	Morgan Stanley E	IFERC	Henry Hub		\$3,260	
Financial	Financial Option	Put	6/1/2017	3071085	Morgan Stanley E	IFERC	Henry Hub		\$3,260	
Financial	Financial Option	Call	6/1/2017	3072280	Merill LynchCom E EM	IFERC	Henry Hub		\$3,260	
Financial	Financial Option	Put	6/1/2017	3072280	Merill LynchCom E EM	IFERC	Henry Hub		\$3,260	
Financial	Financial Option	Call	6/1/2017	3077470	Chiquita Energy E	IFERC	Henry Hub		\$3,260	
Financial	Financial Option	Put	6/1/2017	3077470	Chiquita Energy E	IFERC	Henry Hub		\$3,260	
Financial	Financial Option	Call	6/1/2017	3077816	JPMorganChase Bank E	IFERC	Henry Hub		\$3,260	
Financial	Financial Option	Put	6/1/2017	3077816	JPMorganChase Bank E	IFERC	Henry Hub		\$3,260	
Financial	Financial Option	Call	6/1/2017	3078677	Merill LynchCom E EM	IFERC	Henry Hub		\$3,260	
Financial	Financial Option	Put	6/1/2017	3078677	Merill LynchCom E EM	IFERC	Henry Hub		\$3,260	
Financial	Financial Option	Call	6/1/2017	3081830	Macquarie Bank Ltd	IFERC	Henry Hub		\$3,260	
Financial	Financial Option	Put	6/1/2017	3081830	Macquarie Bank Ltd	IFERC	Henry Hub		\$3,260	
Financial	Financial Option	Call	6/1/2017	3084454	Macquarie Bank Ltd	IFERC	Henry Hub		\$3,260	
Financial	Financial Option	Put	6/1/2017	3084454	Macquarie Bank Ltd	IFERC	Henry Hub		\$3,260	
Financial	Financial Option	Call	6/1/2017	3080947	Merill LynchCom E EM	IFERC	Henry Hub		\$3,260	
Financial	Financial Option	Put	6/1/2017	3080947	Merill LynchCom E EM	IFERC	Henry Hub		\$3,260	
Financial	Financial Option	Call	6/1/2017	3082942	BNP Paribas E EM	IFERC	Henry Hub		\$3,260	
Financial	Financial Option	Put	6/1/2017	3082942	BNP Paribas E EM	IFERC	Henry Hub		\$3,260	
Financial	Financial Option	Call	6/1/2017	3081701	Merill LynchCom E EM	IFERC	Henry Hub		\$3,260	
Financial	Financial Option	Put	6/1/2017	3081701	Merill LynchCom E EM	IFERC	Henry Hub		\$3,260	
Financial	Financial Option	Call	6/1/2017	3080144	Chiquita Energy E	IFERC	Henry Hub		\$3,260	
Financial	Financial Option	Put	6/1/2017	3080144	Chiquita Energy E	IFERC	Henry Hub		\$3,260	
Financial	Financial Option	Call	6/1/2017	3080075	Merill LynchCom E EM	IFERC	Henry Hub		\$3,260	
Financial	Financial Option	Put	6/1/2017	3080075	Merill LynchCom E EM	IFERC	Henry Hub		\$3,260	

Duke Energy Florida
 Hedging Activities
 August 2016 to July 2017
 Dkt. No. 20170001-EI; ACN 2017-048-2-1

47-6
 P.1

Handwritten initials/signature

U.V
2017

DEF Gas Hedging Status
CONFIDENTIAL

Financial Instrument	Rollout	Month	Trade Number	Counterparty	Market	Location	Volume	Fixed Price (\$/MMBtu)	Settlement (\$/MMBtu)	Revised Position Hedge
Financial Swap		6/1/2017	300527	JP Morgan Chase Bank E	IFERC	Tennessee Zone 4		\$3.1800		
Financial Swap		6/1/2017	301087	Merrill LynchCom E EM	IFERC	Tennessee Zone 4		\$3.1800		
Financial Swap		6/1/2017	301791	Merrill LynchCom E EM	IFERC	Tennessee Zone 4		\$3.1800		
Financial Swap		6/1/2017	301787	Merrill LynchCom E EM	IFERC	Tennessee Zone 4		\$3.1800		
Financial Swap		6/1/2017	302108	Merrill LynchCom E EM	IFERC	Tennessee Zone 4		\$3.1800		
Financial Swap		6/1/2017	302208	Merrill LynchCom E EM	IFERC	Tennessee Zone 4		\$3.1800		
Financial Swap		6/1/2017	302219	Merrill LynchCom E EM	IFERC	Tennessee Zone 4		\$3.1800		
Financial Swap		6/1/2017	302412	Chigroup Energy E	IFERC	Tennessee Zone 4		\$3.1800		
Financial Swap		6/1/2017	304166	Mizuho Bank Ltd	IFERC	Tennessee Zone 4		\$3.1800		
Financial Swap		6/1/2017	305223	Merrill LynchCom E EM	IFERC	Tennessee Zone 4		\$3.1800		
Financial Swap		6/1/2017	305265	Chigroup Energy E	IFERC	Tennessee Zone 4		\$3.1800		
Financial Swap		6/1/2017	307184	JP Morgan Chase Bank E	IFERC	Tennessee Zone 4		\$3.1800		
Financial Swap		6/1/2017	308005	Mizuho Bank Ltd	IFERC	Tennessee Zone 4		\$3.1800		
Financial Swap		6/1/2017	308750	Mizuho Bank Ltd	IFERC	Tennessee Zone 4		\$3.1800		
Financial Swap		6/1/2017	3091415	Morgan Stanley E	IFERC	Tennessee Zone 4		\$3.1800		
Financial Swap		6/1/2017	309276	Merrill LynchCom E EM	IFERC	Colombia Grid		\$3.1800		
Financial Swap		6/1/2017	304684	Morgan Stanley E	IFERC	Henry Hub		\$3.1800		
Financial Swap		6/1/2017	3048189	JP Morgan Chase Bank E	IFERC	Tennessee Zone 4		\$3.1800		
Financial Swap		6/1/2017	3051115	Merrill LynchCom E EM	IFERC	Tennessee Zone 4		\$3.1800		
Financial Swap		6/1/2017	305224	Merrill LynchCom E EM	IFERC	Tennessee Zone 4		\$3.1800		
Financial Swap		6/1/2017	305328	BI-MONTREAL	IFERC	Tennessee Zone 4		\$3.1800		
Financial Swap		6/1/2017	305457	Merrill LynchCom E EM	IFERC	Tennessee Zone 4		\$3.1800		
Financial Swap		6/1/2017	305871	BI-MONTREAL	IFERC	Tennessee Zone 4		\$3.1800		
Financial Swap		6/1/2017	3059031	Chigroup Energy E	IFERC	Tennessee Zone 4		\$3.1800		
Financial Swap		6/1/2017	306001	BI-MONTREAL	IFERC	Tennessee Zone 4		\$3.1800		
Financial Swap		6/1/2017	306074	Chigroup Energy E	IFERC	Tennessee Zone 4		\$3.1800		
		6/1/2017 Total								


Duke Energy Florida
Hedging Activities
August 2016 to July 2017
Dkt. No. 20170001-EI; ACN 2017-048-2-1



---47-6
p.2

30F17


6
H



47-6
p.3

10

11




4017

4017
47-6
2.11

CONFIDENTIAL

(21)

6



PBC


5011

47-6
05

CONFIDENTIAL

(21)

6



(PUC)

60917

47-6
0.1

CONFIDENTIAL


Handwritten initials or scribbles in the top right corner.



(PDI)


70617
47-6
p.7

CONFIDENTIAL



47-6
p.8

ab




*

131


9 of 17
47-6 p.9

b



100 of 17


100 of 17
47-6
p. 10



Handwritten scribbles or marks in the top right corner.

231


110417
47-6
p.11



12 of 17
47-6
p.12

735


13 of 17
47-6
p.13



20

14 OF 17
47-6 p.14

2




150F17

47-6 p.15

150

27



*

Exhibit C

DUKE ENERGY FLORIDA Confidentiality Justification Matrix

DOCUMENT/RESPONSES	PAGE/LINE ¹	JUSTIFICATION
<p>Staff Audit Workpapers related to DEF's 2017 Hedging Activities Audit Control No. 2017-048-2-1</p>	<p>2: Hedging Summary by Commodity- Page 1: Jan-Dec 2016 (savings/costs, hedged volumes, hedged burns & hedged %'s) Page 2: January –July 2017(savings/costs, hedged volumes, hedged burns & hedged %'s)</p> <p>2: Page 3 through 26: DEF Gas Hedging Status -activity for January through December 31, 2016 (volume, fixed price, savings/cost on hedge and % hedged)</p> <p>2: Page 27: DEF Gas Storage Hedging Status (activity for January through December 31, 2016) (volume, fixed price, savings/cost on hedge)</p> <p>2: Page 28 through 29: DEF Coal Transportation Hedging Status- Barge January through December 31, 2016 (volume, fixed price, estimated savings/cost on hedge, and total % estimated hedged exposure).</p> <p>2: Page 30 through Page 43: DEF Gas Storage Hedging Status (activity for January 2017 through July 31, 2017) (volume, fixed price, savings/cost on hedge, and % hedged)</p> <p>30: Hedged Exposure (entire document)</p>	<p>§366.093(3)(d), F.S. The document in question contains confidential information, the disclosure of which would impair DEF's efforts to contract for goods or services on favorable terms.</p> <p>§366.093(3)(e), F.S. The document in question contains confidential information relating to competitive business interests, the disclosure of which would impair the competitive business of the provider/owner of the information.</p>

¹ Page numbers provided are the Staff auditor's pages numbers hand-written on the documents

	<p>30-1: Natural Gas and Oil Hedging Detail-January through December 2016 (savings/costs, hedged volumes, hedged burns & hedged %'s)</p> <p>30-2: Natural Gas Hedging Detail-January –July 2017(savings/costs, hedged volumes, hedged burns & hedged %'s)</p> <p>45: Reconciliation of Tolling Cost- Shady Hills VOM and Tolling Charges (entire document)</p> <p>45-1: Documentation Supporting Tolling Cost for December 2016 – Shady Hills Invoice (entire doc).</p> <p>45-2: Documentation Supporting Tolling Cost: Price calculations</p> <p>45-3- Documentation Supporting Tolling Cost: Price calculations: all information under columns titled “Energy per CXL”, “Start Costs”, “Fuel Adjustments”, “Fuel Transport”, “Natural Gas”, “Oil”, “Total”, “True-Up per toll”, “Natural Gas-Oct Est”, “Natural Gas True-Up”, “Stmt Amt”, “Amt(in transaction Currency)”, “Amount (In Base Currency)”.</p> <p>45-4: All information contained in columns titled “Sum of Debit Credit Dollars”, “Sum of Debit Credit Qty”, “Sum of Extended Amount” and “Sum of converted Qty”.</p> <p>45-5: All information contained in columns titled “Sum of Debit Credit Dollars”, “Sum of Debit Credit Qty”, “Sum of Extended Amount” and “Sum of converted Qty”.</p>	
--	---	--

	<p>45-6: Documentation Supporting Tolling Cost–Journal Entry (entire document).</p> <p>45-7: Tolling Cost for June 2017 – Shady Hills Invoice (entire doc).</p> <p>45-8: Documentation Supporting Tolling Cost: Price calculations re confidential</p> <p>45-9: Documentation Supporting Tolling Cost: Price calculations, and information under columns titled Energy Exp, Starts Costs, Natural gas (Oct) Total, Natural Gas-Oct Est/Act are confidential</p> <p>45-10: All information contained in columns titled “Sum of Debit Credit Dollars”, “Sum of Debit Credit Qty”, “Sum of Extended Amount” and “Sum of converted Qty”.</p> <p>45-11: All information contained in columns titled “Sum of Debit Credit Dollars”, “Sum of Debit Credit Qty”, “Sum of Extended Amount” and “Sum of converted Qty”.</p> <p>45-12: Documentation Supporting Tolling Cost: Price calculations, and information under columns titled Energy Exp, Starts Costs, Natural gas (Oct) Total, Natural Gas-Mar Est/Act are confidential</p> <p>46: Regulated Fuels Inventory Mgmt Process – Segregation of Duties (pages 1 & 2 entire document)</p> <p>46: Pages 3 & 4- Power Trading cycle for 2016 (entire doc)</p> <p>47: Gas Hedging Status (volume, fixed price, and savings/cost on hedge)</p>	
--	--	--

	<p>47-1: DEF Financial balance Sheet pages 1-3 (entire columns-volume, fixed price, and savings/cost on hedge) As of December 31, 2016</p> <p>47-1: Pages 4 through 19 of 20: Journal entry reports and Trade Settlement/Invoices (entire document)</p> <p>47-2: DEF Financial balance Sheet pages 1-3, (entire columns-volume, fixed price (\$/MMBtu) & savings/cost on hedge) As of December 31, 2016</p> <p>47-2: Pages 4 through 21 of 22: Journal entry reports and Trade Settlement/Invoices (entire document)</p> <p>47-3: DEF Financial balance Sheet pages 1 through 3, (entire columns-volume, fixed price (\$/MMBtu) & savings/cost on hedge) As of December 31, 2016</p> <p>47-3: Pages 4 through 43 of 44: Journal entry reports and Trade Settlement/Invoices (entire page)</p> <p>47-4: DEF Financial balance Sheet pages 1-2, (entire columns-volume, fixed price (\$/MMBtu) & savings/cost on hedge) As of December 31, 2016</p> <p>47-4: Pages 3 through 16 of 17: Journal entry reports and Trade Settlement/Invoices (entire page)</p> <p>47-5: DEF Financial balance Sheet pages 1-2, (entire columns-volume, fixed price (\$/MMBtu) & savings/cost on hedge) As of December 31, 2016</p> <p>47-5: Pages 3 through 38 of 39: Journal entry reports and Trade Settlement/Invoices (entire document)</p>	
--	---	--

	<p>47-6: DEF Financial balance Sheet pages 1-2, (entire columns-volume, fixed price (\$/MMBtu) & savings/cost on hedge)</p> <p>47-6: Pages 3 through 16 of 17: Journal entry reports and Trade Settlement/Invoices (entire document)</p>	
--	--	--

Exhibit D

AFFIDAVIT OF JOSEPH MCCALLISTER

BEFORE THE FLORIDA PUBLIC SERVICE COMMISSION

In re: Fuel and purchased power cost
recovery clause with generating
performance incentive factor.

Docket No. 20170001-EI

Dated: October 9, 2017

**AFFIDAVIT OF JOSEPH MCCALLISTER IN SUPPORT OF
DUKE ENERGY FLORIDA'S
REQUEST FOR CONFIDENTIAL CLASSIFICATION**

STATE OF NORTH CAROLINA

COUNTY OF MECKLENBURG

BEFORE ME, the undersigned authority duly authorized to administer oaths, personally appeared Joseph McCallister, who being first duly sworn, on oath deposes and says that:

1. My name is Joseph McCallister. I am over the age of 18 years old and I have been authorized by Duke Energy Florida (hereinafter "DEF" or the "Company") to give this affidavit in the above-styled proceeding on DEF's behalf and in support of DEF's Request for Confidential Classification (the "Request"). The facts attested to in my affidavit are based upon my personal knowledge.

2. I am the Director of Natural Gas, Oil and Emissions in the Fuel Procurement Department. This section is responsible for natural gas, fuel oil and emission allowance activity for the Duke Energy Indiana (DEI), Duke Energy Kentucky (DEK), Duke Energy Carolinas (DEC), Duke Energy Progress (DEP), and DEF Systems.

3. As the Director of Natural Gas, Oil and Emissions, I am responsible, along with the other members of the section, for the management of the gas and oil procurement,

transportation, hedging activities and administration of gas and oil contracts with various suppliers for DEF's, DEI's, DEK's, DEC's, and DEP's electrical power generation facilities.

4. DEF is seeking confidential classification for information contained in Staff's audit work papers pertaining to DEF's 2017 Hedging Activities Audit (*Audit Control No. 2017-048-2-1*). A detailed description of the confidential information at issue is contained in confidential Exhibit A to DEF's Request and is outlined in DEF's Justification Matrix that is attached to DEF's Request as Exhibit C. DEF is requesting confidential classification of this information because it contains sensitive business information, the disclosure of which would impair the Company's efforts to contract for goods or services on favorable terms.


5. DEF conducts hedging activities and negotiates with potential fuel suppliers to obtain competitive contracts for fuel options that provide economic value to DEF and its customers. In order to obtain such contracts at competitive prices, however, DEF must protect from public disclosure sensitive business information, such as internal hedging practices and procedures, hedging volumes and transactions, hedging forecasts, percentages, and pricing information. With respect to the information at issue in this Request, DEF has kept confidential and has not publicly disclosed this confidential information. Absent such measures, suppliers and market competitors would have access to sensitive business information DEF uses to plan and execute its fuel procurement processes. With this non-public information, those suppliers or market competitors could alter their behavior to the detriment of DEF and its customers. Without DEF's measures to maintain the confidentiality of this information, the Company's efforts to obtain competitive fuel supply options that provide economic value to both DEF and its customers could be undermined.

6. Upon receipt of confidential information from fuel suppliers, and with its own confidential information, strict procedures are established and followed to maintain the confidentiality of the terms of the documents and information provided, including restricting access to those persons who need the information to assist the Company, and restricting the number of, and access to the information and contracts. At no time since receiving the contracts and information in question has the Company publicly disclosed that information. The Company has treated and continues to treat the information and contracts at issue as confidential.

7. This concludes my affidavit.


Further affiant sayeth not.

Dated the 5 day of October, 2017.



(Signature)
Joseph McCallister
Director – Natural Gas, Oil and Emissions
Fuels Procurement Department
Duke Energy
526 South Church
Charlotte, NC 28202

THE FOREGOING INSTRUMENT was sworn to and subscribed before me this 5 day of October, 2017 by Joseph McCallister. He is personally known to me, or has produced his _____ driver's license, or his _____ as identification.



(Signature)

Katie Jamieson


(Printed Name)

NOTARY PUBLIC, STATE OF NC

June 14, 2021

(Commission Expiration Date)

(AFFIX NOTARIAL SEAL)



(Serial Number, If Any)