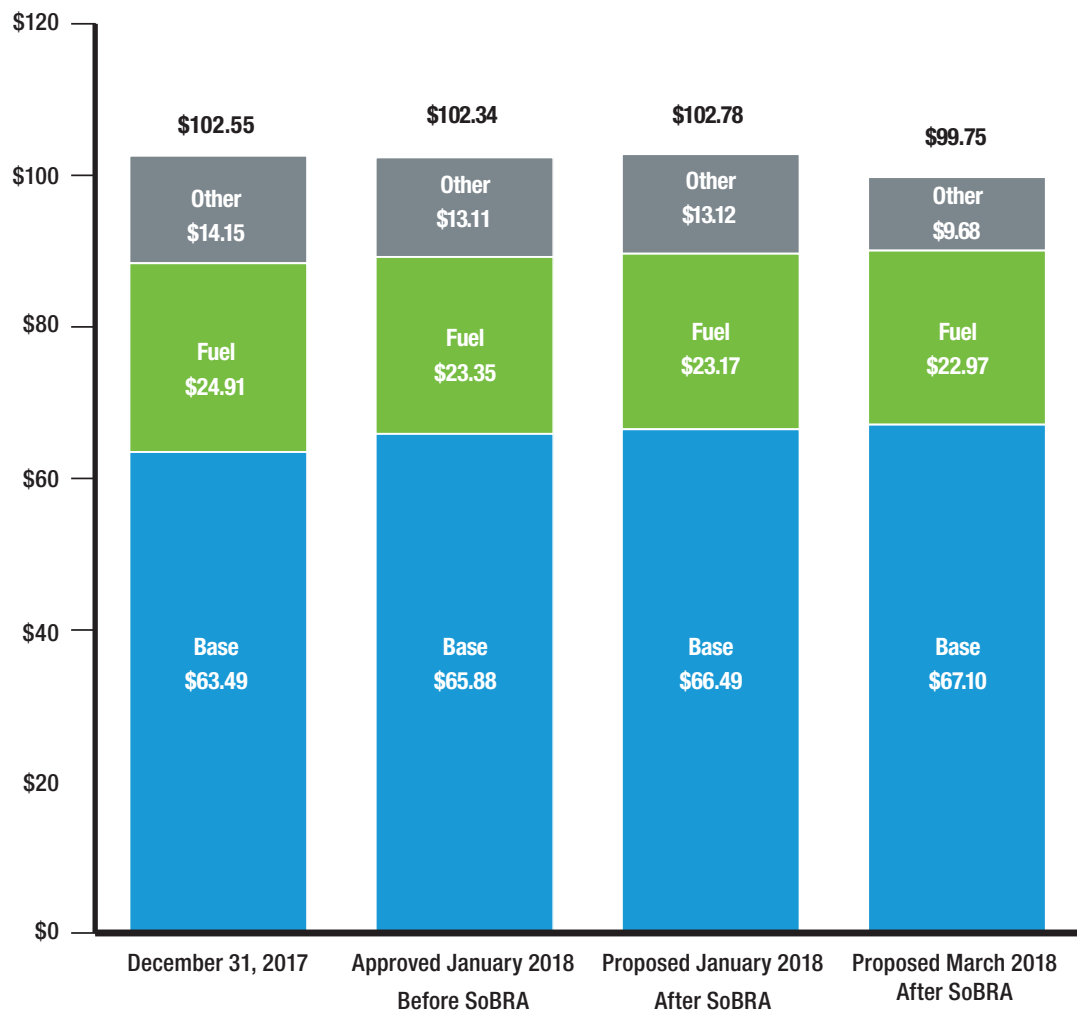




Typical 1,000-kWh Residential Customer Bill Comparison

RS-1 Rate

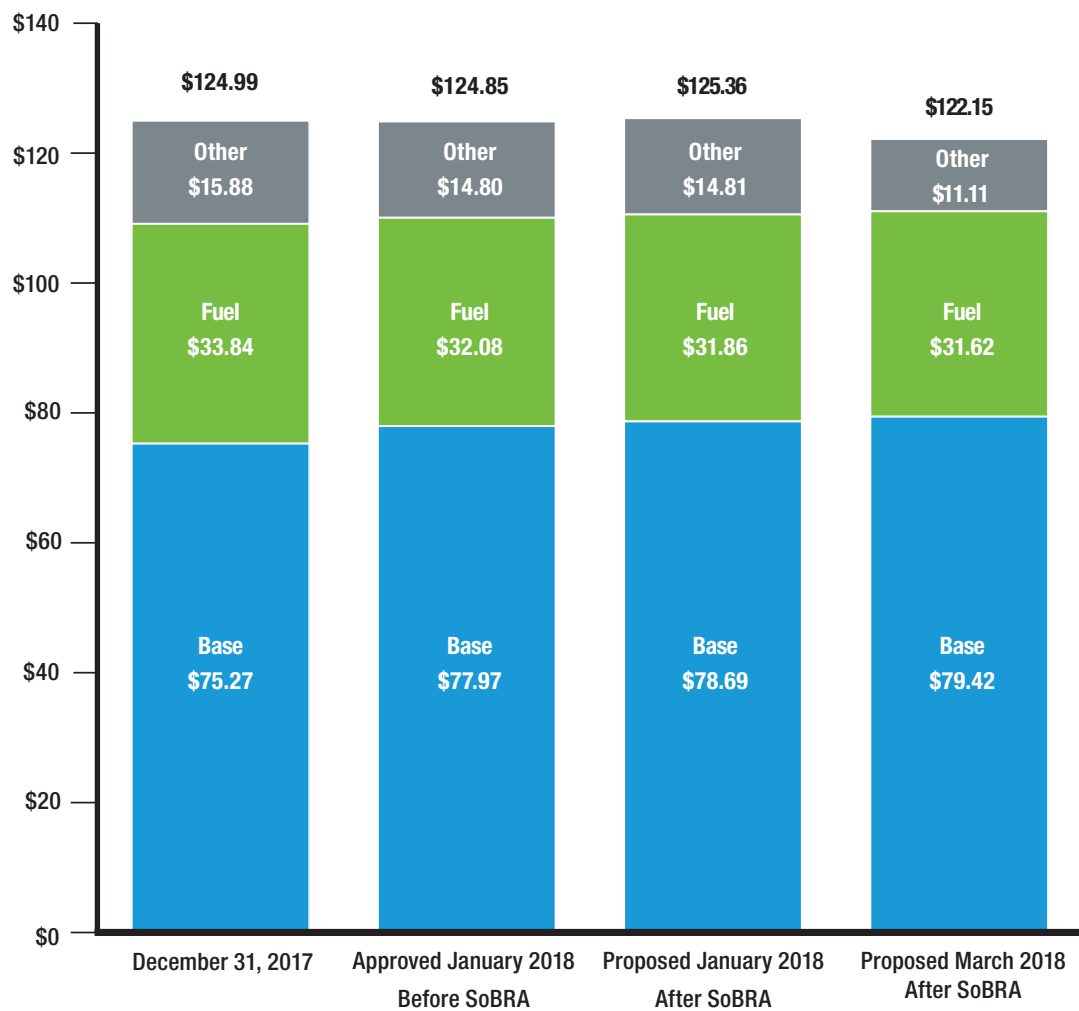


The December 2017 bill reflects approved rates in effect for December 2017. The 2018 bill estimates include projected 2018 rates for fuel, capacity, environmental and conservation; approved base rate adjustments; approved September 1, 2017 storm charge; proposed SoBRA rate adjustments; and the state gross receipts tax. The March 1, 2018 bill includes the decrease for the expiration of the 12-month interim storm restoration recovery charge. Estimates do not include credits, local taxes or fees that may be applicable in some jurisdictions. All rates are subject to change and must be approved by the Florida Public Service Commission before implementation.



1,200-kWh Commercial Customer Bill Comparison (non-demand)

GS-1 Rate

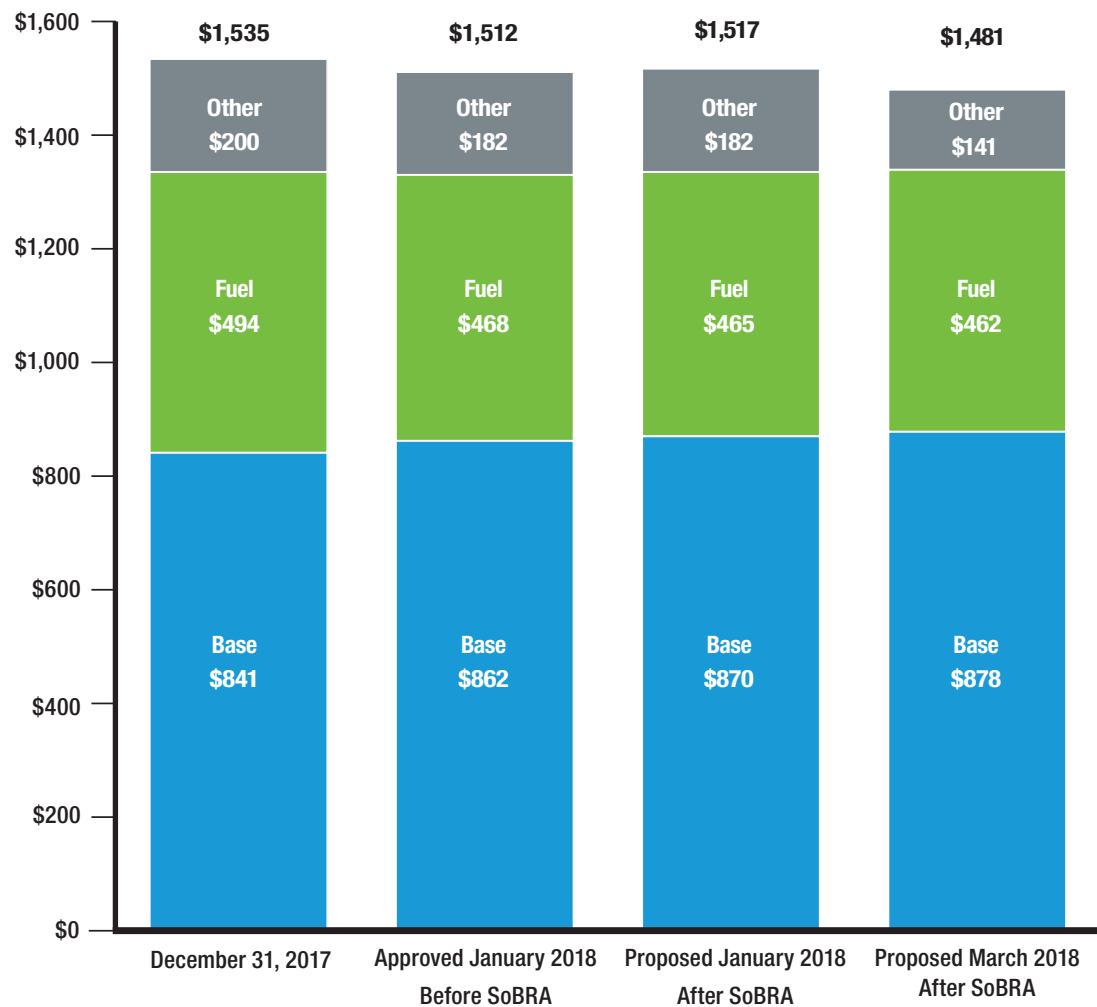


The December 2017 bill reflects approved rates in effect for December 2017. The 2018 bill estimates include projected 2018 rates for fuel, capacity, environmental and conservation; approved base rate adjustments; approved September 1, 2017 storm charge; proposed SoBRA rate adjustments; and the state gross receipts tax. The March 1, 2018 bill includes the decrease for the expiration of the 12-month interim storm restoration recovery charge. Estimates do not include credits, local taxes or fees that may be applicable in some jurisdictions. All rates are subject to change and must be approved by the Florida Public Service Commission before implementation.



17,520-kWh Commercial Customer Bill Comparison

GSD-1 Rate 50 kW, 48% load factor



The December 2017 bill reflects approved rates in effect for December 2017. The 2018 bill estimates include projected 2018 rates for fuel, capacity, environmental and conservation; approved base rate adjustments; approved September 1, 2017 storm charge; proposed SoBRA rate adjustments; and the state gross receipts tax. The March 1, 2018 bill includes the decrease for the expiration of the 12-month interim storm restoration recovery charge. Estimates do not include credits, local taxes or fees that may be applicable in some jurisdictions. All rates are subject to change and must be approved by the Florida Public Service Commission before implementation.



219,000-kWh Commercial Customer Bill Comparison

GSLD-1 Rate 600 kW, 50% load factor

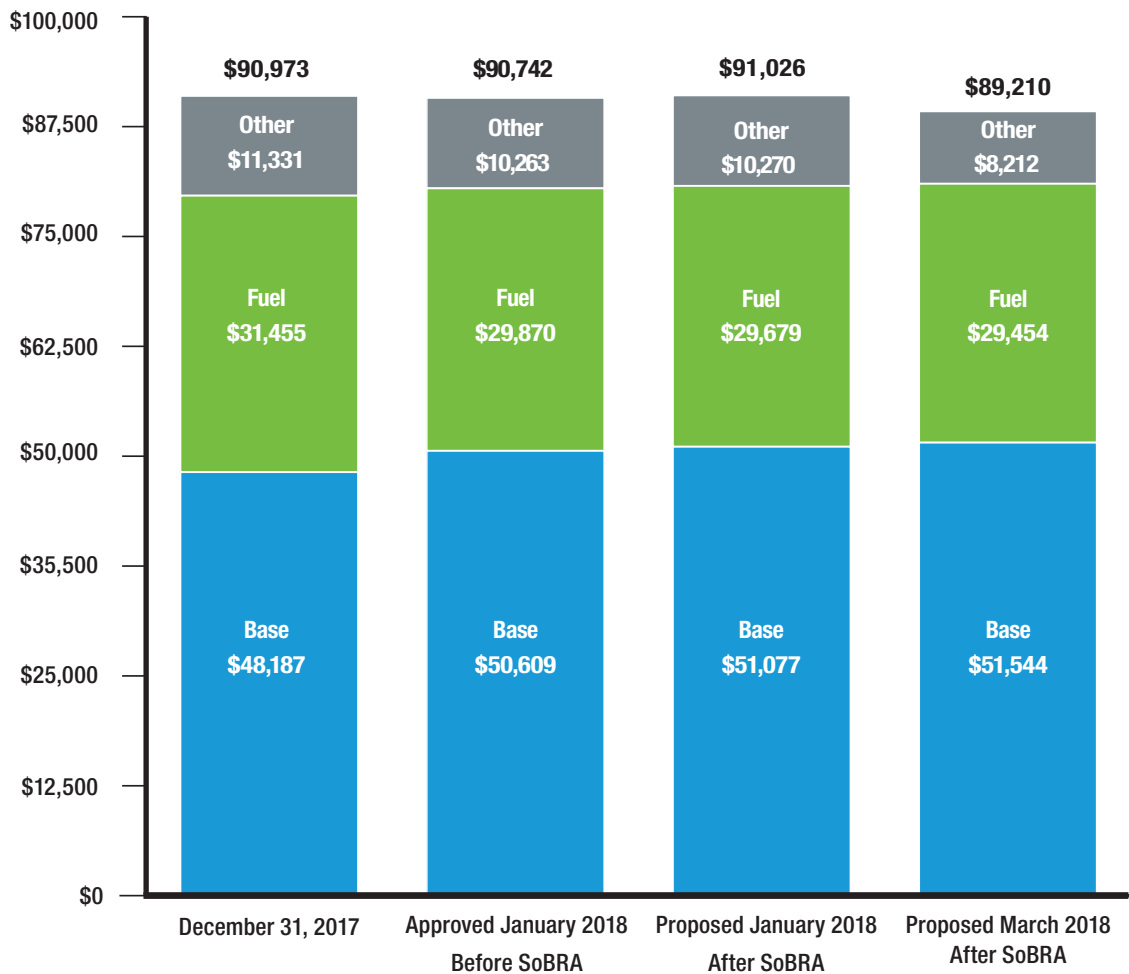


The December 2017 bill reflects approved rates in effect for December 2017. The 2018 bill estimates include projected 2018 rates for fuel, capacity, environmental and conservation; approved base rate adjustments; approved September 1, 2017 storm charge; proposed SoBRA rate adjustments; and the state gross receipts tax. The March 1, 2018 bill includes the decrease for the expiration of the 12-month interim storm restoration recovery charge. Estimates do not include credits, local taxes or fees that may be applicable in some jurisdictions. All rates are subject to change and must be approved by the Florida Public Service Commission before implementation.



1,124,200-kWh Commercial Customer Bill Comparison

GSLD-2 Rate 2,800 kW, 55% load factor



The December 2017 bill reflects approved rates in effect for December 2017. The 2018 bill estimates include projected 2018 rates for fuel, capacity, environmental and conservation; approved base rate adjustments; approved September 1, 2017 storm charge; proposed SoBRA rate adjustments; and the state gross receipts tax. The March 1, 2018 bill includes the decrease for the expiration of the 12-month interim storm restoration recovery charge. Estimates do not include credits, local taxes or fees that may be applicable in some jurisdictions. All rates are subject to change and must be approved by the Florida Public Service Commission before implementation.