



C. Shane Boyett
Regulatory and Cost Recovery
Manager

One Energy Place
Pensacola, FL 32520-0780
850 444 6209 tel
850 444 6026 fax
csboyett@southernco.com

September 19, 2018

Ms. Carlotta Stauffer, Commission Clerk
Florida Public Service Commission
2540 Shumard Oak Boulevard
Tallahassee, FL 32399-0850

REDACTED

RE: Docket No. 20180001-EI; Audit Control No: 2018-058-1-1

Dear Ms. Stauffer:

Enclosed is Gulf Power Company's Request for Confidential Classification regarding certain documents produced by Commission Staff and Gulf Power in connection with a review (ACN 2018-058-1-1) of Gulf Power's 2018 hedging settlements in the above-referenced docket.

Sincerely,

C. Shane Boyett
Regulatory and Cost Recovery Manager

md

Enclosures

cc: Gulf Power Company
Jeffrey A. Stone, Esq., General Counsel
Beggs & Lane
Russell Badders, Esq.

COM _____
AFD _____
APA 1 and 1 CD
ECO _____
ENG _____
GCL _____
IDM _____
CLK _____

RECEIVED-FPSC
2018 SEP 20 AM 9:02
COMMISSION
CLERK

BEFORE THE FLORIDA PUBLIC SERVICE COMMISSION

IN RE: Fuel and purchased power cost
recovery clause and generating performance
incentive factor
_____)

Docket No.: 20180001-EI
Date: September 20, 2018

REQUEST FOR CONFIDENTIAL CLASSIFICATION

GULF POWER COMPANY ["Gulf Power", "Gulf", or the "Company"], by and through its undersigned attorneys and pursuant to Rule 25-22.006, Florida Administrative Code, hereby files a request that the Florida Public Service Commission enter an order protecting from public disclosure certain documents produced by Commission Staff and Gulf Power in connection with a review of Gulf Power's 2018 hedging settlements in the above-referenced docket (ACN 18-058-1-1) (the "Review"). As grounds for this request, the Company states:


1. A portion of the information submitted by Gulf Power in response to Commission Data Requests and also included in Staff's work papers constitutes "proprietary confidential business information" as defined by section 366.093(3), Florida Statutes.
2. Specifically, the information relates to competitive interests, the disclosure of which would impair the competitive business of Gulf Power. This information contains details concerning Gulf Power's hedging activities between August 2017 and July 2018, and target ranges for hedging transactions. Disclosure of pricing and target range information would give other market participants a competitive advantage over Gulf Power and adversely affect Gulf's ability to conduct its hedging activities to the benefit of its customers. Similarly, hedging counterparties may refuse to conduct business with Gulf Power, or may charge higher prices, if pricing terms were made public. This information is entitled to confidential classification pursuant to section 366.093(3)(d)-(e), Florida Statutes.

3. The information filed pursuant to this Request is intended to be, and is treated as, confidential by Gulf Power and, to this attorney's knowledge, has not been otherwise publicly disclosed.

4. Submitted as Exhibit "A" are copies of the subject documents. The information for which confidential classification is requested is highlighted in yellow. Exhibit "A" should be treated as confidential pending a ruling on this request. Attached as Exhibit "B" are two (2) edited copies of the subject documents, which may be made available for public review and inspection. Attached as Exhibit "C" to this request is a line-by-line/field-by-field justification for the request for confidential classification.

WHEREFORE, Gulf Power Company respectfully requests that the Commission enter an order protecting the information highlighted on Exhibit "A" from public disclosure as proprietary confidential business information.

Respectfully submitted this 19th day of September 2018.



RUSSELL A. BADDERS

Florida bar No. 007455

rab@beggslane.com

STEVEN R. GRIFFIN

Florida bar No. 0627569

srg@beggslane.com

Beggs & Lane

P. O. Box 12950, Pensacola FL 32591

(850) 432-2451

Attorney for Gulf Power Company

BEFORE THE FLORIDA PUBLIC SERVICE COMMISSION

IN RE: Fuel and purchased power cost
recovery clause and generating performance
incentive factor
_____)

Docket No.: 20180001-EI
Date: September 20, 2018

REQUEST FOR CONFIDENTIAL CLASSIFICATION

EXHIBIT "A"

Provided to the Commission Clerk under separate cover as confidential
information.

EXHIBIT "B"

8/18
 JB

A	B	C	D	E	F	G	H	I	J	K
Counterparty	Deal ID	Settlement Type	We Pay Index	Pay Price	They Pay Index	Pay Price	Settlement Source	Hedge Month	Volume	Dollar Amount
1 JPMORG	8062	Swaps	Fixed		Nymex LD HH		NYMEX	08/2017	20,000	
2 BNPP ET	8106	Swaps	Fixed		Nymex LD HH		NYMEX	08/2017	30,000	
3 BMO	8134	Swaps	Fixed		Nymex LD HH		NYMEX	08/2017	30,000	
4 SHELLTRADE	8251	Swaps	Fixed		Nymex LD HH		NYMEX	08/2017	10,000	
5 JPMORG	8307	Swaps	Fixed		Nymex LD HH		NYMEX	08/2017	20,000	
6 SHELLTRADE	8319	Swaps	Fixed		Nymex LD HH		NYMEX	08/2017	20,000	
7 JPMORG	8340	Swaps	Fixed		Nymex LD HH		NYMEX	08/2017	30,000	
8 SHELLTRADE	8348	Swaps	Fixed		Nymex LD HH		NYMEX	08/2017	20,000	
9 CITIGR	8352	Swaps	Fixed		Nymex LD HH		NYMEX	08/2017	10,000	
10 JPMORG	8357	Swaps	Fixed		Nymex LD HH		NYMEX	08/2017	10,000	
11 JPMORG	8387	Swaps	Fixed		Nymex LD HH		NYMEX	08/2017	10,000	
12 JPMORG	8454	Swaps	Fixed		Nymex LD HH		NYMEX	08/2017	10,000	
13 JPMORG	8471	Swaps	Fixed		Nymex LD HH		NYMEX	08/2017	40,000	
14 MERRIL	8480	Swaps	Fixed		Nymex LD HH		NYMEX	08/2017	50,000	
15 BNPP	8536	Swaps	Fixed		Nymex LD HH		NYMEX	08/2017	50,000	
16 SHELLTRADE	8548	Swaps	Fixed		Nymex LD HH		NYMEX	08/2017	50,000	
17 MERRIL	8581	Swaps	Fixed		Nymex LD HH		NYMEX	08/2017	70,000	
18 JPMORG	8604	Swaps	Fixed		Nymex LD HH		NYMEX	08/2017	40,000	
19 CITIGR	8650	Swaps	Fixed		Nymex LD HH		NYMEX	08/2017	40,000	
20 SHELLTRADE	8680	Swaps	Fixed		Nymex LD HH		NYMEX	08/2017	40,000	
21 CIBC	8718	Swaps	Fixed		Nymex LD HH		NYMEX	08/2017	30,000	
22 CITIGR	8719	Swaps	Fixed		Nymex LD HH		NYMEX	08/2017	40,000	
23 CIBC	8750	Swaps	Fixed		Nymex LD HH		NYMEX	08/2017	40,000	
24 JPMORG	8767	Swaps	Fixed		Nymex LD HH		NYMEX	08/2017	50,000	
25 MERRIL	8780	Swaps	Fixed		Nymex LD HH		NYMEX	08/2017	20,000	
26 CITIGR	8784	Swaps	Fixed		Nymex LD HH		NYMEX	08/2017	20,000	
27 BNPP	8791	Swaps	Fixed		Nymex LD HH		NYMEX	08/2017	30,000	
28 JPMORG	8808	Swaps	Fixed		Nymex LD HH		NYMEX	08/2017	40,000	
29 JPMORG	8950	Swaps	Fixed		Nymex LD HH		NYMEX	08/2017	40,000	
30 JPMORG	9017	Swaps	Fixed		Nymex LD HH		NYMEX	08/2017	50,000	
31 MERRIL	9126	Swaps	Fixed		Nymex LD HH		NYMEX	08/2017	50,000	
32 JPMORG	9234	Swaps	Fixed		Nymex LD HH		NYMEX	08/2017	50,000	
33 MACQUARIE	9241	Swaps	Fixed		Nymex LD HH		NYMEX	08/2017	60,000	
34 MERRIL	9259	Swaps	Fixed		Nymex LD HH		NYMEX	08/2017	60,000	
35 CITIGR	9267	Swaps	Fixed		Nymex LD HH		NYMEX	08/2017	60,000	
36 CIBC	9289	Swaps	Fixed		Nymex LD HH		NYMEX	08/2017	50,000	
37 JPMORG	9314	Swaps	Fixed		Nymex LD HH		NYMEX	08/2017	80,000	
38 MERRIL	9337	Swaps	Fixed		Nymex LD HH		NYMEX	08/2017	40,000	
39 SHELLTRADE	9376	Swaps	Fixed		Nymex LD HH		NYMEX	08/2017	50,000	
40 CIBC	9435	Swaps	Fixed		Nymex LD HH		NYMEX	08/2017	50,000	
41 BNPP	9505	Swaps	Fixed		Nymex LD HH		NYMEX	08/2017	40,000	
42 MERRIL	9533	Swaps	Fixed		Nymex LD HH		NYMEX	08/2017	40,000	
43 BNPP	9673	Swaps	Fixed		Nymex LD HH		NYMEX	08/2017	40,000	
44 MACQUARIE	9816	Swaps	Fixed		Nymex LD HH		NYMEX	08/2017	60,000	
45 JPMORG	9837	Swaps	Fixed		Nymex LD HH		NYMEX	08/2017	60,000	
46 MERRIL	9847	Swaps	Fixed		Nymex LD HH		NYMEX	08/2017	60,000	
47 MACQUARIE	9850	Swaps	Fixed		Nymex LD HH		NYMEX	08/2017	60,000	
48 JPMORG	9904	Swaps	Fixed		Nymex LD HH		NYMEX	08/2017	60,000	
49 JPMORG	9924	Swaps	Fixed		Nymex LD HH		NYMEX	08/2017	60,000	
50 JPMORG	9939	Swaps	Fixed		Nymex LD HH		NYMEX	08/2017	20,000	
51 CIBC	9950	Swaps	Fixed		Nymex LD HH		NYMEX	08/2017	20,000	
52 MACQUARIE	9967	Swaps	Fixed		Nymex LD HH		NYMEX	08/2017	30,000	
53 JPMORG	10022	Swaps	Fixed		Nymex LD HH		NYMEX	08/2017	60,000	
54 JPMORG	10419	Swaps	Fixed		Nymex LD HH		NYMEX	08/2017	125,000	
55 CIBC	10421	Swaps	Fixed		Nymex LD HH		NYMEX	08/2017	55,000	
56 MERRIL	10422	Swaps	Fixed		Nymex LD HH		NYMEX	08/2017	70,000	
57 Total										52,262,910

10-2.3

48-1

Gulf Power Company
 Hedging Activities Audit
 Twelve Month Period Ended July 31, 2018
 Dkt. 20180001-EI; ACN 2018-058-1-1;
 Description: WP ID DR Response 2

CONFIDENTIAL



SOURCE: DR PBC SC 2, Item 2

10-2.4

8/18
 DB

A	B	C	D	E	F	G	H	I	J	K
Counterparty	Deal ID	Settlement Type	We Pay Index	Pay Price	They Pay Index	Pay Price	Settlement Source	Hedge Month	Volume	Dollar Amount
1 JPMORG	8062	Swaps	Fixed		Nymex LD HH		NYMEX	09/2017	20,000	
2 BNPP ET	8106	Swaps	Fixed		Nymex LD HH		NYMEX	09/2017	30,000	
3 BMO	8134	Swaps	Fixed		Nymex LD HH		NYMEX	09/2017	30,000	
4 SHELLTRADE	8251	Swaps	Fixed		Nymex LD HH		NYMEX	09/2017	10,000	
5 JPMORG	8307	Swaps	Fixed		Nymex LD HH		NYMEX	09/2017	20,000	
6 SHELLTRADE	8319	Swaps	Fixed		Nymex LD HH		NYMEX	09/2017	30,000	
7 JPMORG	8340	Swaps	Fixed		Nymex LD HH		NYMEX	09/2017	10,000	
8 SHELLTRADE	8348	Swaps	Fixed		Nymex LD HH		NYMEX	09/2017	10,000	
9 CITIGR	8352	Swaps	Fixed		Nymex LD HH		NYMEX	09/2017	10,000	
10 JPMORG	8357	Swaps	Fixed		Nymex LD HH		NYMEX	09/2017	10,000	
11 JPMORG	8387	Swaps	Fixed		Nymex LD HH		NYMEX	09/2017	10,000	
12 JPMORG	8454	Swaps	Fixed		Nymex LD HH		NYMEX	09/2017	10,000	
13 JPMORG	8471	Swaps	Fixed		Nymex LD HH		NYMEX	09/2017	40,000	
14 MERRIL	8480	Swaps	Fixed		Nymex LD HH		NYMEX	09/2017	50,000	
15 BNPP	8536	Swaps	Fixed		Nymex LD HH		NYMEX	09/2017	50,000	
16 SHELLTRADE	8548	Swaps	Fixed		Nymex LD HH		NYMEX	09/2017	50,000	
17 MERRIL	8581	Swaps	Fixed		Nymex LD HH		NYMEX	09/2017	70,000	
18 JPMORG	8604	Swaps	Fixed		Nymex LD HH		NYMEX	09/2017	40,000	
19 CITIGR	8650	Swaps	Fixed		Nymex LD HH		NYMEX	09/2017	40,000	
20 SHELLTRADE	8680	Swaps	Fixed		Nymex LD HH		NYMEX	09/2017	40,000	
21 CIBC	8718	Swaps	Fixed		Nymex LD HH		NYMEX	09/2017	40,000	
22 CITIGR	8719	Swaps	Fixed		Nymex LD HH		NYMEX	09/2017	30,000	
23 CIBC	8750	Swaps	Fixed		Nymex LD HH		NYMEX	09/2017	40,000	
24 JPMORG	8767	Swaps	Fixed		Nymex LD HH		NYMEX	09/2017	40,000	
25 MERRIL	8780	Swaps	Fixed		Nymex LD HH		NYMEX	09/2017	50,000	
26 CITIGR	8784	Swaps	Fixed		Nymex LD HH		NYMEX	09/2017	20,000	
27 BNPP	8791	Swaps	Fixed		Nymex LD HH		NYMEX	09/2017	30,000	
28 JPMORG	8808	Swaps	Fixed		Nymex LD HH		NYMEX	09/2017	40,000	
29 JPMORG	8950	Swaps	Fixed		Nymex LD HH		NYMEX	09/2017	40,000	
30 JPMORG	9017	Swaps	Fixed		Nymex LD HH		NYMEX	09/2017	50,000	
31 MERRIL	9126	Swaps	Fixed		Nymex LD HH		NYMEX	09/2017	50,000	
32 JPMORG	9234	Swaps	Fixed		Nymex LD HH		NYMEX	09/2017	50,000	
33 MACQUARIE	9241	Swaps	Fixed		Nymex LD HH		NYMEX	09/2017	60,000	
34 MERRIL	9259	Swaps	Fixed		Nymex LD HH		NYMEX	09/2017	60,000	
35 CITIGR	9267	Swaps	Fixed		Nymex LD HH		NYMEX	09/2017	60,000	
36 CIBC	9289	Swaps	Fixed		Nymex LD HH		NYMEX	09/2017	50,000	
37 JPMORG	9314	Swaps	Fixed		Nymex LD HH		NYMEX	09/2017	80,000	
38 MERRIL	9337	Swaps	Fixed		Nymex LD HH		NYMEX	09/2017	40,000	
39 SHELLTRADE	9376	Swaps	Fixed		Nymex LD HH		NYMEX	09/2017	50,000	
40 CIBC	9435	Swaps	Fixed		Nymex LD HH		NYMEX	09/2017	50,000	
41 BNPP	9505	Swaps	Fixed		Nymex LD HH		NYMEX	09/2017	40,000	
42 MERRIL	9533	Swaps	Fixed		Nymex LD HH		NYMEX	09/2017	40,000	
43 BNPP	9673	Swaps	Fixed		Nymex LD HH		NYMEX	09/2017	40,000	
44 MACQUARIE	9816	Swaps	Fixed		Nymex LD HH		NYMEX	09/2017	60,000	
45 JPMORG	9837	Swaps	Fixed		Nymex LD HH		NYMEX	09/2017	60,000	
46 MERRIL	9847	Swaps	Fixed		Nymex LD HH		NYMEX	09/2017	60,000	
47 MACQUARIE	9850	Swaps	Fixed		Nymex LD HH		NYMEX	09/2017	60,000	
48 JPMORG	9904	Swaps	Fixed		Nymex LD HH		NYMEX	09/2017	60,000	
49 JPMORG	9924	Swaps	Fixed		Nymex LD HH		NYMEX	09/2017	60,000	
50 JPMORG	9939	Swaps	Fixed		Nymex LD HH		NYMEX	09/2017	60,000	
51 CIBC	9950	Swaps	Fixed		Nymex LD HH		NYMEX	09/2017	20,000	
52 MACQUARIE	9967	Swaps	Fixed		Nymex LD HH		NYMEX	09/2017	30,000	
53 JPMORG	10022	Swaps	Fixed		Nymex LD HH		NYMEX	09/2017	60,000	
54 JPMORG	10419	Swaps	Fixed		Nymex LD HH		NYMEX	09/2017	125,000	
55 CIBC	10421	Swaps	Fixed		Nymex LD HH		NYMEX	09/2017	55,000	
56 MERRIL	10422	Swaps	Fixed		Nymex LD HH		NYMEX	09/2017	70,000	
57 Total										52,266,230

48-2

10-23

CONFIDENTIAL

Gulf Power Company
 Hedging Activities Audit
 Twelve Month Period Ended July 31, 2018
 Dkt. 20180001-EI; ACN 2018-058-1-1;
 Description: WPID DR Response 2



SOURCE

DR POS 01, 80 2, 71 pm 2

10-2.5

2/18
 DB

A	B	C	D	E	F	G	H	I	J	K
Counterparty	Deal ID	Settlement Type	We Pay Index	Pay Price	They Pay Index	Pay Price	Settlement Source	Hedge Month	Volume	Dollar Amount
1 JPMORG	8062	Swaps	Fixed		Nymex LD HH		NYMEX	10/2017	20,000	
2 BNPP ET	8106	Swaps	Fixed		Nymex LD HH		NYMEX	10/2017	30,000	
3 BMO	8134	Swaps	Fixed		Nymex LD HH		NYMEX	10/2017	30,000	
4 SHELLTRADE	8251	Swaps	Fixed		Nymex LD HH		NYMEX	10/2017	10,000	
5 JPMORG	8307	Swaps	Fixed		Nymex LD HH		NYMEX	10/2017	20,000	
6 SHELLTRADE	8319	Swaps	Fixed		Nymex LD HH		NYMEX	10/2017	20,000	
7 JPMORG	8340	Swaps	Fixed		Nymex LD HH		NYMEX	10/2017	30,000	
8 SHELLTRADE	8348	Swaps	Fixed		Nymex LD HH		NYMEX	10/2017	10,000	
9 CITIGR	8352	Swaps	Fixed		Nymex LD HH		NYMEX	10/2017	10,000	
10 JPMORG	8357	Swaps	Fixed		Nymex LD HH		NYMEX	10/2017	10,000	
11 JPMORG	8387	Swaps	Fixed		Nymex LD HH		NYMEX	10/2017	10,000	
12 JPMORG	8454	Swaps	Fixed		Nymex LD HH		NYMEX	10/2017	10,000	
13 JPMORG	8471	Swaps	Fixed		Nymex LD HH		NYMEX	10/2017	40,000	
14 MERRIL	8480	Swaps	Fixed		Nymex LD HH		NYMEX	10/2017	50,000	
15 BNPP	8536	Swaps	Fixed		Nymex LD HH		NYMEX	10/2017	50,000	
16 SHELLTRADE	8548	Swaps	Fixed		Nymex LD HH		NYMEX	10/2017	50,000	
17 MERRIL	8581	Swaps	Fixed		Nymex LD HH		NYMEX	10/2017	70,000	
18 JPMORG	8604	Swaps	Fixed		Nymex LD HH		NYMEX	10/2017	40,000	
19 CITIGR	8650	Swaps	Fixed		Nymex LD HH		NYMEX	10/2017	40,000	
20 SHELLTRADE	8680	Swaps	Fixed		Nymex LD HH		NYMEX	10/2017	40,000	
21 CIBC	8718	Swaps	Fixed		Nymex LD HH		NYMEX	10/2017	30,000	
22 CITIGR	8719	Swaps	Fixed		Nymex LD HH		NYMEX	10/2017	40,000	
23 CIBC	8750	Swaps	Fixed		Nymex LD HH		NYMEX	10/2017	40,000	
24 JPMORG	8767	Swaps	Fixed		Nymex LD HH		NYMEX	10/2017	50,000	
25 MERRIL	8780	Swaps	Fixed		Nymex LD HH		NYMEX	10/2017	20,000	
26 CITIGR	8784	Swaps	Fixed		Nymex LD HH		NYMEX	10/2017	20,000	
27 BNPP	8791	Swaps	Fixed		Nymex LD HH		NYMEX	10/2017	30,000	
28 JPMORG	8808	Swaps	Fixed		Nymex LD HH		NYMEX	10/2017	40,000	
29 JPMORG	8950	Swaps	Fixed		Nymex LD HH		NYMEX	10/2017	40,000	
30 JPMORG	9017	Swaps	Fixed		Nymex LD HH		NYMEX	10/2017	50,000	
31 MERRIL	9126	Swaps	Fixed		Nymex LD HH		NYMEX	10/2017	50,000	
32 JPMORG	9234	Swaps	Fixed		Nymex LD HH		NYMEX	10/2017	50,000	
33 MACQUARIE	9241	Swaps	Fixed		Nymex LD HH		NYMEX	10/2017	60,000	
34 MERRIL	9259	Swaps	Fixed		Nymex LD HH		NYMEX	10/2017	60,000	
35 CITIGR	9267	Swaps	Fixed		Nymex LD HH		NYMEX	10/2017	60,000	
36 CIBC	9289	Swaps	Fixed		Nymex LD HH		NYMEX	10/2017	50,000	
37 JPMORG	9314	Swaps	Fixed		Nymex LD HH		NYMEX	10/2017	80,000	
38 MERRIL	9337	Swaps	Fixed		Nymex LD HH		NYMEX	10/2017	40,000	
39 SHELLTRADE	9376	Swaps	Fixed		Nymex LD HH		NYMEX	10/2017	50,000	
40 CIBC	9435	Swaps	Fixed		Nymex LD HH		NYMEX	10/2017	50,000	
41 BNPP	9505	Swaps	Fixed		Nymex LD HH		NYMEX	10/2017	40,000	
42 MERRIL	9533	Swaps	Fixed		Nymex LD HH		NYMEX	10/2017	40,000	
43 BNPP	9673	Swaps	Fixed		Nymex LD HH		NYMEX	10/2017	40,000	
44 MACQUARIE	9816	Swaps	Fixed		Nymex LD HH		NYMEX	10/2017	60,000	
45 JPMORG	9837	Swaps	Fixed		Nymex LD HH		NYMEX	10/2017	60,000	
46 MERRIL	9847	Swaps	Fixed		Nymex LD HH		NYMEX	10/2017	60,000	
47 MACQUARIE	9850	Swaps	Fixed		Nymex LD HH		NYMEX	10/2017	60,000	
48 JPMORG	9904	Swaps	Fixed		Nymex LD HH		NYMEX	10/2017	60,000	
49 JPMORG	9924	Swaps	Fixed		Nymex LD HH		NYMEX	10/2017	60,000	
50 JPMORG	9939	Swaps	Fixed		Nymex LD HH		NYMEX	10/2017	20,000	
51 CIBC	9950	Swaps	Fixed		Nymex LD HH		NYMEX	10/2017	20,000	
52 MACQUARIE	9967	Swaps	Fixed		Nymex LD HH		NYMEX	10/2017	30,000	
53 JPMORG	10022	Swaps	Fixed		Nymex LD HH		NYMEX	10/2017	60,000	
54 JPMORG	10419	Swaps	Fixed		Nymex LD HH		NYMEX	10/2017	125,000	
55 CIBC	10421	Swaps	Fixed		Nymex LD HH		NYMEX	10/2017	55,000	
56 MERRIL	10422	Swaps	Fixed		Nymex LD HH		NYMEX	10/2017	70,000	
57 Total										\$2,235,550

10-2.3

48-3

Gulf Power Company
 Hedging Activities Audit
 Twelve Month Period Ended July 31, 2018
 Dkt. 20180001-EI : ACN 2018-058-J-1;
 Description: WP 10 DR Response 2

CONFIDENTIAL



SOURCE

DR Response 2 Page 2

10-2.4

8/18
 DB

A	B	C	D	E	F	G	H	I	J	K
Counterparty	Deal ID	Settlement Type	We Pay Index	Pay Price	They Pay Index	Pay Price	Settlement Source	Hedge Month	Volume	Dollar Amount
1	BMO	8134	Swaps	Fixed		Nymex LD HH	NYMEX	11/2017	30,000	
2	SHELLTRADE	8251	Swaps	Fixed		Nymex LD HH	NYMEX	11/2017	10,000	
3	JPMORG	8307	Swaps	Fixed		Nymex LD HH	NYMEX	11/2017	20,000	
4	SHELLTRADE	8319	Swaps	Fixed		Nymex LD HH	NYMEX	11/2017	20,000	
5	JPMORG	8340	Swaps	Fixed		Nymex LD HH	NYMEX	11/2017	30,000	
6	SHELLTRADE	8348	Swaps	Fixed		Nymex LD HH	NYMEX	11/2017	10,000	
7	CTIGR	8352	Swaps	Fixed		Nymex LD HH	NYMEX	11/2017	10,000	
8	JPMORG	8357	Swaps	Fixed		Nymex LD HH	NYMEX	11/2017	10,000	
9	JPMORG	8387	Swaps	Fixed		Nymex LD HH	NYMEX	11/2017	10,000	
10	JPMORG	8454	Swaps	Fixed		Nymex LD HH	NYMEX	11/2017	10,000	
11	JPMORG	8471	Swaps	Fixed		Nymex LD HH	NYMEX	11/2017	40,000	
12	MERRIL	8480	Swaps	Fixed		Nymex LD HH	NYMEX	11/2017	50,000	
13	BNPP	8536	Swaps	Fixed		Nymex LD HH	NYMEX	11/2017	50,000	
14	SHELLTRADE	8548	Swaps	Fixed		Nymex LD HH	NYMEX	11/2017	50,000	
15	MERRIL	8581	Swaps	Fixed		Nymex LD HH	NYMEX	11/2017	70,000	
16	JPMORG	8604	Swaps	Fixed		Nymex LD HH	NYMEX	11/2017	40,000	
17	CTIGR	8650	Swaps	Fixed		Nymex LD HH	NYMEX	11/2017	40,000	
18	SHELLTRADE	8680	Swaps	Fixed		Nymex LD HH	NYMEX	11/2017	40,000	
19	CBC	8718	Swaps	Fixed		Nymex LD HH	NYMEX	11/2017	30,000	
20	CTIGR	8719	Swaps	Fixed		Nymex LD HH	NYMEX	11/2017	40,000	
21	CBC	8750	Swaps	Fixed		Nymex LD HH	NYMEX	11/2017	40,000	
22	JPMORG	8767	Swaps	Fixed		Nymex LD HH	NYMEX	11/2017	50,000	
23	MERRIL	8780	Swaps	Fixed		Nymex LD HH	NYMEX	11/2017	20,000	
24	CTIGR	8784	Swaps	Fixed		Nymex LD HH	NYMEX	11/2017	20,000	
25	BNPP	8791	Swaps	Fixed		Nymex LD HH	NYMEX	11/2017	10,000	
26	JPMORG	8808	Swaps	Fixed		Nymex LD HH	NYMEX	11/2017	40,000	
27	JPMORG	8950	Swaps	Fixed		Nymex LD HH	NYMEX	11/2017	40,000	
28	JPMORG	9017	Swaps	Fixed		Nymex LD HH	NYMEX	11/2017	50,000	
29	MERRIL	9126	Swaps	Fixed		Nymex LD HH	NYMEX	11/2017	50,000	
30	JPMORG	9234	Swaps	Fixed		Nymex LD HH	NYMEX	11/2017	50,000	
31	MACQUARIE	9241	Swaps	Fixed		Nymex LD HH	NYMEX	11/2017	60,000	
32	MERRIL	9259	Swaps	Fixed		Nymex LD HH	NYMEX	11/2017	60,000	
33	CTIGR	9267	Swaps	Fixed		Nymex LD HH	NYMEX	11/2017	60,000	
34	CBC	9289	Swaps	Fixed		Nymex LD HH	NYMEX	11/2017	50,000	
35	JPMORG	9334	Swaps	Fixed		Nymex LD HH	NYMEX	11/2017	80,000	
36	MERRIL	9337	Swaps	Fixed		Nymex LD HH	NYMEX	11/2017	40,000	
37	SHELLTRADE	9376	Swaps	Fixed		Nymex LD HH	NYMEX	11/2017	50,000	
38	CBC	9435	Swaps	Fixed		Nymex LD HH	NYMEX	11/2017	50,000	
39	BNPP	9505	Swaps	Fixed		Nymex LD HH	NYMEX	11/2017	40,000	
40	MERRIL	9533	Swaps	Fixed		Nymex LD HH	NYMEX	11/2017	40,000	
41	BNPP	9673	Swaps	Fixed		Nymex LD HH	NYMEX	11/2017	40,000	
42	MACQUARIE	9816	Swaps	Fixed		Nymex LD HH	NYMEX	11/2017	60,000	
43	JPMORG	9837	Swaps	Fixed		Nymex LD HH	NYMEX	11/2017	60,000	
44	MERRIL	9847	Swaps	Fixed		Nymex LD HH	NYMEX	11/2017	60,000	
45	MACQUARIE	9850	Swaps	Fixed		Nymex LD HH	NYMEX	11/2017	60,000	
46	JPMORG	9904	Swaps	Fixed		Nymex LD HH	NYMEX	11/2017	60,000	
47	JPMORG	9974	Swaps	Fixed		Nymex LD HH	NYMEX	11/2017	60,000	
48	JPMORG	9939	Swaps	Fixed		Nymex LD HH	NYMEX	11/2017	20,000	
49	CBC	9950	Swaps	Fixed		Nymex LD HH	NYMEX	11/2017	20,000	
50	MACQUARIE	9967	Swaps	Fixed		Nymex LD HH	NYMEX	11/2017	30,000	
51	JPMORG	10022	Swaps	Fixed		Nymex LD HH	NYMEX	11/2017	60,000	
52	JPMORG	10419	Swaps	Fixed		Nymex LD HH	NYMEX	11/2017	125,000	
53	CBC	10421	Swaps	Fixed		Nymex LD HH	NYMEX	11/2017	55,000	
54	MERRIL	10422	Swaps	Fixed		Nymex LD HH	NYMEX	11/2017	70,000	
55	Total								32,662,970	

10-2.3

48-4

Gulf Power Company
 Hedging Activities Audit
 Twelve Month Period Ended July 31, 2018
 Dkt. 20180001-EI ACN 2018-058-1-J
 Description: WP ID DB Response 2

CONFIDENTIAL



SOURCE DB Response 2, Item 2

10-2.7

8/12
 DP

A	B	C	D	E	F	G	H	I	J	K
Counterparty	Deal ID	Settlement Type	We Pay Index	Pay Price	They Pay Index	Pay Price	Settlement Source	Hedge Month	Volume	Dollar Amount
1	BMO	8134	Swaps	Fixed			NYMEX	12/2017	30,000	
2	SHELLTRADE	8251	Swaps	Fixed	Nymex LD HH		NYMEX	12/2017	10,000	
3	JPMORG	8307	Swaps	Fixed	Nymex LD HH		NYMEX	12/2017	20,000	
4	SHELLTRADE	8319	Swaps	Fixed	Nymex LD HH		NYMEX	12/2017	20,000	
5	JPMORG	8340	Swaps	Fixed	Nymex LD HH		NYMEX	12/2017	30,000	
6	SHELLTRADE	8348	Swaps	Fixed	Nymex LD HH		NYMEX	12/2017	10,000	
7	CTIGR	8352	Swaps	Fixed	Nymex LD HH		NYMEX	12/2017	10,000	
8	JPMORG	8357	Swaps	Fixed	Nymex LD HH		NYMEX	12/2017	10,000	
9	JPMORG	8387	Swaps	Fixed	Nymex LD HH		NYMEX	12/2017	10,000	
10	JPMORG	8454	Swaps	Fixed	Nymex LD HH		NYMEX	12/2017	10,000	
11	JPMORG	8471	Swaps	Fixed	Nymex LD HH		NYMEX	12/2017	40,000	
12	MERRIL	8480	Swaps	Fixed	Nymex LD HH		NYMEX	12/2017	50,000	
13	BNPP	8536	Swaps	Fixed	Nymex LD HH		NYMEX	12/2017	50,000	
14	SHELLTRADE	8548	Swaps	Fixed	Nymex LD HH		NYMEX	12/2017	50,000	
15	MERRIL	8581	Swaps	Fixed	Nymex LD HH		NYMEX	12/2017	70,000	
16	JPMORG	8604	Swaps	Fixed	Nymex LD HH		NYMEX	12/2017	40,000	
17	CTIGR	8650	Swaps	Fixed	Nymex LD HH		NYMEX	12/2017	40,000	
18	SHELLTRADE	8680	Swaps	Fixed	Nymex LD HH		NYMEX	12/2017	40,000	
19	CIBC	8718	Swaps	Fixed	Nymex LD HH		NYMEX	12/2017	30,000	
20	CTIGR	8719	Swaps	Fixed	Nymex LD HH		NYMEX	12/2017	40,000	
21	CIBC	8750	Swaps	Fixed	Nymex LD HH		NYMEX	12/2017	40,000	
22	JPMORG	8757	Swaps	Fixed	Nymex LD HH		NYMEX	12/2017	50,000	
23	MERRIL	8780	Swaps	Fixed	Nymex LD HH		NYMEX	12/2017	20,000	
24	CTIGR	8784	Swaps	Fixed	Nymex LD HH		NYMEX	12/2017	20,000	
25	BNPP	8791	Swaps	Fixed	Nymex LD HH		NYMEX	12/2017	30,000	
26	JPMORG	8808	Swaps	Fixed	Nymex LD HH		NYMEX	12/2017	40,000	
27	JPMORG	8950	Swaps	Fixed	Nymex LD HH		NYMEX	12/2017	40,000	
28	JPMORG	9017	Swaps	Fixed	Nymex LD HH		NYMEX	12/2017	50,000	
29	MERRIL	9126	Swaps	Fixed	Nymex LD HH		NYMEX	12/2017	50,000	
30	JPMORG	9234	Swaps	Fixed	Nymex LD HH		NYMEX	12/2017	50,000	
31	MACQUARIE	9241	Swaps	Fixed	Nymex LD HH		NYMEX	12/2017	60,000	
32	MERRIL	9259	Swaps	Fixed	Nymex LD HH		NYMEX	12/2017	60,000	
33	CTIGR	9267	Swaps	Fixed	Nymex LD HH		NYMEX	12/2017	60,000	
34	CIBC	9289	Swaps	Fixed	Nymex LD HH		NYMEX	12/2017	50,000	
35	JPMORG	9314	Swaps	Fixed	Nymex LD HH		NYMEX	12/2017	80,000	
36	MERRIL	9337	Swaps	Fixed	Nymex LD HH		NYMEX	12/2017	40,000	
37	SHELLTRADE	9376	Swaps	Fixed	Nymex LD HH		NYMEX	12/2017	50,000	
38	CIBC	9435	Swaps	Fixed	Nymex LD HH		NYMEX	12/2017	50,000	
39	BNPP	9505	Swaps	Fixed	Nymex LD HH		NYMEX	12/2017	40,000	
40	MERRIL	9533	Swaps	Fixed	Nymex LD HH		NYMEX	12/2017	40,000	
41	BNPP	9673	Swaps	Fixed	Nymex LD HH		NYMEX	12/2017	40,000	
42	MACQUARIE	9816	Swaps	Fixed	Nymex LD HH		NYMEX	12/2017	60,000	
43	JPMORG	9837	Swaps	Fixed	Nymex LD HH		NYMEX	12/2017	60,000	
44	MERRIL	9847	Swaps	Fixed	Nymex LD HH		NYMEX	12/2017	60,000	
45	MACQUARIE	9850	Swaps	Fixed	Nymex LD HH		NYMEX	12/2017	60,000	
46	JPMORG	9904	Swaps	Fixed	Nymex LD HH		NYMEX	12/2017	60,000	
47	JPMORG	9924	Swaps	Fixed	Nymex LD HH		NYMEX	12/2017	60,000	
48	JPMORG	9939	Swaps	Fixed	Nymex LD HH		NYMEX	12/2017	20,000	
49	CIBC	9950	Swaps	Fixed	Nymex LD HH		NYMEX	12/2017	20,000	
50	MACQUARIE	9967	Swaps	Fixed	Nymex LD HH		NYMEX	12/2017	30,000	
51	JPMORG	10022	Swaps	Fixed	Nymex LD HH		NYMEX	12/2017	60,000	
52	JPMORG	10419	Swaps	Fixed	Nymex LD HH		NYMEX	12/2017	125,000	
53	CIBC	10421	Swaps	Fixed	Nymex LD HH		NYMEX	12/2017	55,000	
54	MERRIL	10422	Swaps	Fixed	Nymex LD HH		NYMEX	12/2017	70,000	
55	Total									\$1,919,150

48-5 10-2.3

CONFIDENTIAL

Gulf Power Company
 Hedging Activities Audit
 Twelve Month Period Ended July 31, 2018
 Dkt. 20180001-EI; ACN 2018-058-1-1;
 Description: WP 10 DR Response 2



SOURCE

DR Response 2, Item 2

10-2 8

8/20/18
 JG

A	B	C	D	E	F	G	H	I	J	K
Counterparty	Deal ID	Settlement Type	We Pay Index	We Pay Price	They Pay Index	They Pay Price	Settlement Source	Hedge Month	Opco Deal Volume	Dollar Amount
1 JPMORG	8654	Swaps	Fixed		Nymex LD HH		Nymex	Jan-18	40,000	
2 MERRIL	8668	Swaps	Fixed		Nymex LD HH		Nymex	Jan-18	40,000	
3 JPMORG	8707	Swaps	Fixed		Nymex LD HH		Nymex	Jan-18	40,000	
4 MERRIL	8747	Swaps	Fixed		Nymex LD HH		Nymex	Jan-18	50,000	
5 JPMORG	8777	Swaps	Fixed		Nymex LD HH		Nymex	Jan-18	20,000	
6 JPMORG	8899	Swaps	Fixed		Nymex LD HH		Nymex	Jan-18	20,000	
7 JPMORG	9260	Swaps	Fixed		Nymex LD HH		Nymex	Jan-18	60,000	
8 MERRIL	9271	Swaps	Fixed		Nymex LD HH		Nymex	Jan-18	60,000	
9 MERRIL	9288	Swaps	Fixed		Nymex LD HH		Nymex	Jan-18	70,000	
10 MERRIL	9444	Swaps	Fixed		Nymex LD HH		Nymex	Jan-18	50,000	
11 JPMORG	9670	Swaps	Fixed		Nymex LD HH		Nymex	Jan-18	40,000	
12 MERRIL	9815	Swaps	Fixed		Nymex LD HH		Nymex	Jan-18	60,000	
13 JPMORG	9849	Swaps	Fixed		Nymex LD HH		Nymex	Jan-18	60,000	
14 JPMORG	9385	Swaps	Fixed		Nymex LD HH		Nymex	Jan-18	50,000	
15 JPMORG	9889	Swaps	Fixed		Nymex LD HH		Nymex	Jan-18	60,000	
16 SHELLTRADE	9239	Swaps	Fixed		Nymex LD HH		Nymex	Jan-18	40,000	
17 MERRIL	9345	Swaps	Fixed		Nymex LD HH		Nymex	Jan-18	100,000	
18 JPMORG	9494	Swaps	Fixed		Nymex LD HH		Nymex	Jan-18	40,000	
19 JPMORG	9926	Swaps	Fixed		Nymex LD HH		Nymex	Jan-18	60,000	
20 JPMORG	9940	Swaps	Fixed		Nymex LD HH		Nymex	Jan-18	20,000	
21 MERRIL	9920	Swaps	Fixed		Nymex LD HH		Nymex	Jan-18	60,000	
22 JPMORG	9539	Swaps	Fixed		Nymex LD HH		Nymex	Jan-18	40,000	
23 SHELLTRADE	8809	Swaps	Fixed		Nymex LD HH		Nymex	Jan-18	30,000	
24 MERRIL	9187	Swaps	Fixed		Nymex LD HH		Nymex	Jan-18	50,000	
25 MERRIL	9937	Swaps	Fixed		Nymex LD HH		Nymex	Jan-18	20,000	
26 JPMORG	8951	Swaps	Fixed		Nymex LD HH		Nymex	Jan-18	40,000	
27 JPMORG	9366	Swaps	Fixed		Nymex LD HH		Nymex	Jan-18	60,000	
28 JPMORG	9930	Swaps	Fixed		Nymex LD HH		Nymex	Jan-18	30,000	
29 SHELLTRADE	8785	Swaps	Fixed		Nymex LD HH		Nymex	Jan-18	20,000	
30 JPMORG	8768	Swaps	Fixed		Nymex LD HH		Nymex	Jan-18	30,000	
31 JPMORG	9827	Swaps	Fixed		Nymex LD HH		Nymex	Jan-18	60,000	
32										
									TOTAL	\$1,503,140

10-2-10

-12-6

CONFIDENTIAL

Gulf Power Company
 Hedging Activities Audit
 Twelve Month Period Ended July 31, 2018
 Dkt. 20180001-EI; ACN 2018-058-1-1;
 Description: WP ID DB Response 2, Item 2



SOURCE

DB Response 2, Item 2

10-2-11

2/20
 A

	A	B	C	D	E	F	G	H	I	J	K
	Counterparty	Deal ID	Settlement Type	We Pay Index	We Pay Price	They Pay Index	They Pay Price	Settlement Source	Hedge Month	Opco Deal Volume	Dollar Amount
1	JPMORG	8654	Swaps	Fixed		Nymex LD HH		Nymex	Feb 18	40,000	
2	MERRIL	8668	Swaps	Fixed		Nymex LD HH		Nymex	Feb 18	40,000	
3	JPMORG	8707	Swaps	Fixed		Nymex LD HH		Nymex	Feb 18	40,000	
4	MERRIL	8747	Swaps	Fixed		Nymex LD HH		Nymex	Feb 18	50,000	
5	JPMORG	8777	Swaps	Fixed		Nymex LD HH		Nymex	Feb 18	20,000	
6	JPMORG	8899	Swaps	Fixed		Nymex LD HH		Nymex	Feb 18	20,000	
7	JPMORG	9260	Swaps	Fixed		Nymex LD HH		Nymex	Feb 18	60,000	
8	MERRIL	9271	Swaps	Fixed		Nymex LD HH		Nymex	Feb 18	60,000	
9	MERRIL	9288	Swaps	Fixed		Nymex LD HH		Nymex	Feb 18	70,000	
10	MERRIL	9444	Swaps	Fixed		Nymex LD HH		Nymex	Feb 18	50,000	
11	JPMORG	9670	Swaps	Fixed		Nymex LD HH		Nymex	Feb 18	40,000	
12	MERRIL	9815	Swaps	Fixed		Nymex LD HH		Nymex	Feb 18	60,000	
13	JPMORG	9849	Swaps	Fixed		Nymex LD HH		Nymex	Feb 18	60,000	
14	JPMORG	9385	Swaps	Fixed		Nymex LD HH		Nymex	Feb 18	50,000	
15	JPMORG	9889	Swaps	Fixed		Nymex LD HH		Nymex	Feb 18	60,000	
16	SHELLTRADE	9239	Swaps	Fixed		Nymex LD HH		Nymex	Feb 18	40,000	
17	MERRIL	9345	Swaps	Fixed		Nymex LD HH		Nymex	Feb 18	100,000	
18	JPMORG	9494	Swaps	Fixed		Nymex LD HH		Nymex	Feb 18	40,000	
19	JPMORG	9926	Swaps	Fixed		Nymex LD HH		Nymex	Feb 18	60,000	
20	JPMORG	9940	Swaps	Fixed		Nymex LD HH		Nymex	Feb 18	20,000	
21	MERRIL	9920	Swaps	Fixed		Nymex LD HH		Nymex	Feb 18	60,000	
22	JPMORG	9539	Swaps	Fixed		Nymex LD HH		Nymex	Feb 18	40,000	
23	SHELLTRADE	8809	Swaps	Fixed		Nymex LD HH		Nymex	Feb 18	30,000	
24	MERRIL	9187	Swaps	Fixed		Nymex LD HH		Nymex	Feb 18	50,000	
25	MERRIL	9937	Swaps	Fixed		Nymex LD HH		Nymex	Feb 18	20,000	
26	JPMORG	8951	Swaps	Fixed		Nymex LD HH		Nymex	Feb 18	40,000	
27	JPMORG	9366	Swaps	Fixed		Nymex LD HH		Nymex	Feb 18	60,000	
28	JPMORG	9930	Swaps	Fixed		Nymex LD HH		Nymex	Feb 18	30,000	
29	SHELLTRADE	8785	Swaps	Fixed		Nymex LD HH		Nymex	Feb 18	20,000	
30	JPMORG	8768	Swaps	Fixed		Nymex LD HH		Nymex	Feb 18	30,000	
31	JPMORG	9827	Swaps	Fixed		Nymex LD HH		Nymex	Feb 18	60,000	
32											
								TOTAL		5235,060	

10-2.10

48-7

CONFIDENTIAL



SOURCE

DR Response 2, Item 2

10-2.12

8/20/18
 DR

A	B	C	D	E	F	G	H	I	J	K
Counterparty	Deal ID	Settlement Type	We Pay Index	We Pay Price	They Pay Index	They Pay Price	Settlement Source	Hedge Month	Opco Deal Volume	Dollar Amount
1 JPMORG	8654	Swaps	Fixed		Nymex LD HH		Nymex	Mar-18	40,000	
2 MERRIL	8668	Swaps	Fixed		Nymex LD HH		Nymex	Mar-18	40,000	
3 JPMORG	8707	Swaps	Fixed		Nymex LD HH		Nymex	Mar-18	40,000	
4 MERRIL	8747	Swaps	Fixed		Nymex LD HH		Nymex	Mar-18	50,000	
5 JPMORG	8777	Swaps	Fixed		Nymex LD HH		Nymex	Mar-18	20,000	
6 JPMORG	8899	Swaps	Fixed		Nymex LD HH		Nymex	Mar-18	20,000	
7 JPMORG	9260	Swaps	Fixed		Nymex LD HH		Nymex	Mar-18	60,000	
8 MERRIL	9271	Swaps	Fixed		Nymex LD HH		Nymex	Mar-18	60,000	
9 MERRIL	9288	Swaps	Fixed		Nymex LD HH		Nymex	Mar-18	70,000	
10 MERRIL	9444	Swaps	Fixed		Nymex LD HH		Nymex	Mar-18	50,000	
11 JPMORG	9670	Swaps	Fixed		Nymex LD HH		Nymex	Mar-18	40,000	
12 MERRIL	9815	Swaps	Fixed		Nymex LD HH		Nymex	Mar-18	60,000	
13 JPMORG	9849	Swaps	Fixed		Nymex LD HH		Nymex	Mar-18	60,000	
14 JPMORG	9385	Swaps	Fixed		Nymex LD HH		Nymex	Mar-18	60,000	
15 JPMORG	9889	Swaps	Fixed		Nymex LD HH		Nymex	Mar-18	50,000	
16 SHELLTRADE	9239	Swaps	Fixed		Nymex LD HH		Nymex	Mar-18	60,000	
17 MERRIL	9345	Swaps	Fixed		Nymex LD HH		Nymex	Mar-18	40,000	
18 JPMORG	9494	Swaps	Fixed		Nymex LD HH		Nymex	Mar-18	100,000	
19 JPMORG	9926	Swaps	Fixed		Nymex LD HH		Nymex	Mar-18	40,000	
20 JPMORG	9940	Swaps	Fixed		Nymex LD HH		Nymex	Mar-18	60,000	
21 MERRIL	9920	Swaps	Fixed		Nymex LD HH		Nymex	Mar-18	20,000	
22 JPMORG	9539	Swaps	Fixed		Nymex LD HH		Nymex	Mar-18	60,000	
23 SHELLTRADE	8809	Swaps	Fixed		Nymex LD HH		Nymex	Mar-18	40,000	
24 MERRIL	9187	Swaps	Fixed		Nymex LD HH		Nymex	Mar-18	30,000	
25 MERRIL	9937	Swaps	Fixed		Nymex LD HH		Nymex	Mar-18	50,000	
26 JPMORG	8951	Swaps	Fixed		Nymex LD HH		Nymex	Mar-18	20,000	
27 JPMORG	9366	Swaps	Fixed		Nymex LD HH		Nymex	Mar-18	40,000	
28 JPMORG	9930	Swaps	Fixed		Nymex LD HH		Nymex	Mar-18	60,000	
29 SHELLTRADE	8785	Swaps	Fixed		Nymex LD HH		Nymex	Mar-18	30,000	
30 JPMORG	8768	Swaps	Fixed		Nymex LD HH		Nymex	Mar-18	20,000	
31 JPMORG	9827	Swaps	Fixed		Nymex LD HH		Nymex	Mar-18	30,000	
32					Nymex LD HH		Nymex	Mar-18	60,000	
									TOTAL	\$1,643,720

10-7.10
 48.7

CONFIDENTIAL

Gulf Power Company
 Hedging Activities Audit
 Twelve Month Period Ended July 31, 2018
 Dkt. 20180001-EI; ACN 2018-058-1-1;
 Description: WP 10 DR Response 2, Item 2

SOURCE



DR RESPONSE 2, Item 2

10-7.19

elad
of


A	B	C	D	E	F	G	H	I	J	K	
Counterparty	Deal ID	Settlement Type	We Pay Index	We Pay Price	They Pay Index	They Pay Price	Settlement Source	Hedge Month	Opco Deal Volume	Dollar Amount	
1 JPMORG	8654	Swaps	Fixed		Nymex LD HH		Nymex	Apr-18	40,000		
2 MERRIL	8658	Swaps	Fixed		Nymex LD HH		Nymex	Apr-18	40,000		
3 JPMORG	8707	Swaps	Fixed		Nymex LD HH		Nymex	Apr-18	40,000		
4 MERRIL	8747	Swaps	Fixed		Nymex LD HH		Nymex	Apr-18	50,000		
5 JPMORG	8777	Swaps	Fixed		Nymex LD HH		Nymex	Apr-18	20,000		
6 JPMORG	8899	Swaps	Fixed		Nymex LD HH		Nymex	Apr-18	20,000		
7 JPMORG	9260	Swaps	Fixed		Nymex LD HH		Nymex	Apr-18	60,000		
8 MERRIL	9271	Swaps	Fixed		Nymex LD HH		Nymex	Apr-18	60,000		
9 MERRIL	9288	Swaps	Fixed		Nymex LD HH		Nymex	Apr-18	70,000		
10 MERRIL	9444	Swaps	Fixed		Nymex LD HH		Nymex	Apr-18	50,000		
11 JPMORG	9670	Swaps	Fixed		Nymex LD HH		Nymex	Apr-18	40,000		
12 MERRIL	9815	Swaps	Fixed		Nymex LD HH		Nymex	Apr-18	60,000		
13 JPMORG	9849	Swaps	Fixed		Nymex LD HH		Nymex	Apr-18	60,000		
14 JPMORG	9385	Swaps	Fixed		Nymex LD HH		Nymex	Apr-18	50,000		
15 JPMORG	9889	Swaps	Fixed		Nymex LD HH		Nymex	Apr-18	60,000		
16 SHELLTRADE	9239	Swaps	Fixed		Nymex LD HH		Nymex	Apr-18	40,000		
17 MERRIL	9345	Swaps	Fixed		Nymex LD HH		Nymex	Apr-18	100,000		
18 JPMORG	9494	Swaps	Fixed		Nymex LD HH		Nymex	Apr-18	40,000		
19 JPMORG	9926	Swaps	Fixed		Nymex LD HH		Nymex	Apr-18	60,000		
20 JPMORG	9940	Swaps	Fixed		Nymex LD HH		Nymex	Apr-18	20,000		
21 MERRIL	9920	Swaps	Fixed		Nymex LD HH		Nymex	Apr-18	60,000		
22 JPMORG	9539	Swaps	Fixed		Nymex LD HH		Nymex	Apr-18	40,000		
23 SHELLTRADE	8809	Swaps	Fixed		Nymex LD HH		Nymex	Apr-18	30,000		
24 MERRIL	9187	Swaps	Fixed		Nymex LD HH		Nymex	Apr-18	50,000		
25 MERRIL	9937	Swaps	Fixed		Nymex LD HH		Nymex	Apr-18	20,000		
26 JPMORG	8951	Swaps	Fixed		Nymex LD HH		Nymex	Apr-18	40,000		
27 JPMORG	9366	Swaps	Fixed		Nymex LD HH		Nymex	Apr-18	60,000		
28 JPMORG	9930	Swaps	Fixed		Nymex LD HH		Nymex	Apr-18	30,000		
29 SHELLTRADE	8785	Swaps	Fixed		Nymex LD HH		Nymex	Apr-18	20,000		
30 JPMORG	8768	Swaps	Fixed		Nymex LD HH		Nymex	Apr-18	30,000		
31 JPMORG	9827	Swaps	Fixed		Nymex LD HH		Nymex	Apr-18	60,000		
32											
									TOTAL	51,569,880	

10-2,10

48-9

CONFIDENTIAL

Gulf Power Company
 Hedging Activities Audit
 Twelve Month Period Ended July 31, 2018
 Dkt. 20180001-EI : ACN 2018-058-1-1;
 Description: WP 10 DR Response 2, Item 2

SOURCE  DR Response 2, Item 2

10-2.14

1/22/18
 JD

	A	B	C	D	E	F	G	H	I	J	K
	Counterparty	Deal ID	Settlement Type	We Pay Index	We Pay Price	They Pay Index	They Pay Price	Settlement Source	Hedge Month	Opco Deal Volume	Dollar Amount
1	JPMORG	8654	Swaps	Fixed		Nymex LD HH		Nymex	May-18	40,000	
2	MERRIL	8668	Swaps	Fixed		Nymex LD HH		Nymex	May-18	40,000	
3	JPMORG	8707	Swaps	Fixed		Nymex LD HH		Nymex	May-18	40,000	
4	MERRIL	8747	Swaps	Fixed		Nymex LD HH		Nymex	May-18	40,000	
5	JPMORG	8777	Swaps	Fixed		Nymex LD HH		Nymex	May-18	50,000	
6	JPMORG	8899	Swaps	Fixed		Nymex LD HH		Nymex	May-18	20,000	
7	JPMORG	9260	Swaps	Fixed		Nymex LD HH		Nymex	May-18	20,000	
8	MERRIL	9271	Swaps	Fixed		Nymex LD HH		Nymex	May-18	60,000	
9	MERRIL	9288	Swaps	Fixed		Nymex LD HH		Nymex	May-18	60,000	
10	MERRIL	9444	Swaps	Fixed		Nymex LD HH		Nymex	May-18	70,000	
11	JPMORG	9670	Swaps	Fixed		Nymex LD HH		Nymex	May-18	50,000	
12	MERRIL	9815	Swaps	Fixed		Nymex LD HH		Nymex	May-18	40,000	
13	JPMORG	9849	Swaps	Fixed		Nymex LD HH		Nymex	May-18	60,000	
14	JPMORG	9385	Swaps	Fixed		Nymex LD HH		Nymex	May-18	60,000	
15	JPMORG	9889	Swaps	Fixed		Nymex LD HH		Nymex	May-18	50,000	
16	SHELLTRADE	9239	Swaps	Fixed		Nymex LD HH		Nymex	May-18	60,000	
17	MERRIL	9345	Swaps	Fixed		Nymex LD HH		Nymex	May-18	40,000	
18	JPMORG	9494	Swaps	Fixed		Nymex LD HH		Nymex	May-18	100,000	
19	JPMORG	9926	Swaps	Fixed		Nymex LD HH		Nymex	May-18	40,000	
20	JPMORG	9940	Swaps	Fixed		Nymex LD HH		Nymex	May-18	60,000	
21	MERRIL	9920	Swaps	Fixed		Nymex LD HH		Nymex	May-18	20,000	
22	JPMORG	9539	Swaps	Fixed		Nymex LD HH		Nymex	May-18	60,000	
23	SHELLTRADE	8809	Swaps	Fixed		Nymex LD HH		Nymex	May-18	40,000	
24	MERRIL	9187	Swaps	Fixed		Nymex LD HH		Nymex	May-18	30,000	
25	MERRIL	9937	Swaps	Fixed		Nymex LD HH		Nymex	May-18	50,000	
26	JPMORG	9930	Swaps	Fixed		Nymex LD HH		Nymex	May-18	20,000	
27	SHELLTRADE	8785	Swaps	Fixed		Nymex LD HH		Nymex	May-18	30,000	
28	JPMORG	8768	Swaps	Fixed		Nymex LD HH		Nymex	May-18	20,000	
29	JPMORG	9827	Swaps	Fixed		Nymex LD HH		Nymex	May-18	30,000	
30	JPMORG	8951	Swaps	Fixed		Nymex LD HH		Nymex	May-18	60,000	
31	JPMORG	9366	Swaps	Fixed		Nymex LD HH		Nymex	May-18	40,000	
32											
										TOTAL	51,385,280

10-2-10

18-10

CONFIDENTIAL

Gulf Power Company
 Hedging Activities Audit
 Twelve Month Period Ended July 31, 2018
 Dkt. 20180001-EI ACN 2018-058-1-1;
 Description: WP ID DR Response 2, Item 2



SOURCE PBC DR Response 2, Item 2

10-2-15

8/20/18

A	B	C	D	E	F	G	H	I	J	K	
Counterparty	Deal ID	Settlement Type	We Pay Index	We Pay Price	They Pay Index	They Pay Price	Settlement Source	Hedge Month	Opco Deal Volume	Dollar Amount	
1 JPMORG	8654	Swaps	Fixed		Nymex LD HH		Nymex	Jun-18	40,000		
2 MERRIL	8668	Swaps	Fixed		Nymex LD HH		Nymex	Jun-18	40,000		
3 JPMORG	8707	Swaps	Fixed		Nymex LD HH		Nymex	Jun-18	40,000		
4 MERRIL	8747	Swaps	Fixed		Nymex LD HH		Nymex	Jun-18	40,000		
5 JPMORG	8777	Swaps	Fixed		Nymex LD HH		Nymex	Jun-18	50,000		
6 JPMORG	8899	Swaps	Fixed		Nymex LD HH		Nymex	Jun-18	20,000		
7 JPMORG	9260	Swaps	Fixed		Nymex LD HH		Nymex	Jun-18	20,000		
8 MERRIL	9271	Swaps	Fixed		Nymex LD HH		Nymex	Jun-18	60,000		
9 MERRIL	9288	Swaps	Fixed		Nymex LD HH		Nymex	Jun-18	60,000		
10 MERRIL	9444	Swaps	Fixed		Nymex LD HH		Nymex	Jun-18	70,000		
11 JPMORG	9670	Swaps	Fixed		Nymex LD HH		Nymex	Jun-18	50,000		
12 MERRIL	9815	Swaps	Fixed		Nymex LD HH		Nymex	Jun-18	40,000		
13 JPMORG	9849	Swaps	Fixed		Nymex LD HH		Nymex	Jun-18	60,000		
14 JPMORG	9385	Swaps	Fixed		Nymex LD HH		Nymex	Jun-18	60,000		
15 JPMORG	9889	Swaps	Fixed		Nymex LD HH		Nymex	Jun-18	50,000		
16 SHELLTRADE	9239	Swaps	Fixed		Nymex LD HH		Nymex	Jun-18	60,000		
17 MERRIL	9345	Swaps	Fixed		Nymex LD HH		Nymex	Jun-18	40,000		
18 JPMORG	9494	Swaps	Fixed		Nymex LD HH		Nymex	Jun-18	100,000		
19 JPMORG	9926	Swaps	Fixed		Nymex LD HH		Nymex	Jun-18	40,000		
20 JPMORG	9940	Swaps	Fixed		Nymex LD HH		Nymex	Jun-18	60,000		
21 MERRIL	9920	Swaps	Fixed		Nymex LD HH		Nymex	Jun-18	20,000		
22 JPMORG	9539	Swaps	Fixed		Nymex LD HH		Nymex	Jun-18	60,000		
23 SHELLTRADE	8809	Swaps	Fixed		Nymex LD HH		Nymex	Jun-18	40,000		
24 MERRIL	9187	Swaps	Fixed		Nymex LD HH		Nymex	Jun-18	30,000		
25 MERRIL	9937	Swaps	Fixed		Nymex LD HH		Nymex	Jun-18	50,000		
26 JPMORG	8951	Swaps	Fixed		Nymex LD HH		Nymex	Jun-18	20,000		
27 JPMORG	9366	Swaps	Fixed		Nymex LD HH		Nymex	Jun-18	40,000		
28 JPMORG	9930	Swaps	Fixed		Nymex LD HH		Nymex	Jun-18	60,000		
29 SHELLTRADE	8785	Swaps	Fixed		Nymex LD HH		Nymex	Jun-18	30,000		
30 JPMORG	8768	Swaps	Fixed		Nymex LD HH		Nymex	Jun-18	20,000		
31 JPMORG	9827	Swaps	Fixed		Nymex LD HH		Nymex	Jun-18	30,000		
32											
									TOTAL	51,308,600	

10-2.10

48.11

CONFIDENTIAL

Gulf Power Company
 Hedging Activities Audit
 Twelve Month Period Ended July 31, 2018
 Dkt. 20180001-EI : ACN 2018-058-1-1;
 Description: WPIB DB Response 2, Item 2



SOURCE

DB Response 2, Item 2

10-2.16

8/20/18
 JF


	A	B	C	D	E	F	G	H	I	J	K
	Counterparty	Deal ID	Settlement Type	We Pay Index	We Pay Price	They Pay Index	They Pay Price	Settlement Source	Hedge Month	Opco Deal Volume	Dollar Amount
1	JPMORG	8654	Swaps	Fixed		Nymex LD HH		Nymex	Jul-18	40,000	
2	MERRIL	8668	Swaps	Fixed		Nymex LD HH		Nymex	Jul-18	40,000	
3	JPMORG	8707	Swaps	Fixed		Nymex LD HH		Nymex	Jul-18	40,000	
4	MERRIL	8747	Swaps	Fixed		Nymex LD HH		Nymex	Jul-18	50,000	
5	JPMORG	8777	Swaps	Fixed		Nymex LD HH		Nymex	Jul-18	20,000	
6	JPMORG	8899	Swaps	Fixed		Nymex LD HH		Nymex	Jul-18	20,000	
7	JPMORG	9260	Swaps	Fixed		Nymex LD HH		Nymex	Jul-18	60,000	
8	MERRIL	9271	Swaps	Fixed		Nymex LD HH		Nymex	Jul-18	60,000	
9	MERRIL	9288	Swaps	Fixed		Nymex LD HH		Nymex	Jul-18	70,000	
10	MERRIL	9444	Swaps	Fixed		Nymex LD HH		Nymex	Jul-18	50,000	
11	JPMORG	9670	Swaps	Fixed		Nymex LD HH		Nymex	Jul-18	40,000	
12	MERRIL	9815	Swaps	Fixed		Nymex LD HH		Nymex	Jul-18	60,000	
13	JPMORG	9849	Swaps	Fixed		Nymex LD HH		Nymex	Jul-18	60,000	
14	JPMORG	9385	Swaps	Fixed		Nymex LD HH		Nymex	Jul-18	50,000	
15	JPMORG	9889	Swaps	Fixed		Nymex LD HH		Nymex	Jul-18	60,000	
16	SHELLTRADE	9239	Swaps	Fixed		Nymex LD HH		Nymex	Jul-18	40,000	
17	MERRIL	9345	Swaps	Fixed		Nymex LD HH		Nymex	Jul-18	100,000	
18	JPMORG	9494	Swaps	Fixed		Nymex LD HH		Nymex	Jul-18	40,000	
19	JPMORG	9926	Swaps	Fixed		Nymex LD HH		Nymex	Jul-18	60,000	
20	JPMORG	9940	Swaps	Fixed		Nymex LD HH		Nymex	Jul-18	20,000	
21	MERRIL	9920	Swaps	Fixed		Nymex LD HH		Nymex	Jul-18	60,000	
22	JPMORG	9539	Swaps	Fixed		Nymex LD HH		Nymex	Jul-18	40,000	
23	SHELLTRADE	8809	Swaps	Fixed		Nymex LD HH		Nymex	Jul-18	30,000	
24	MERRIL	9187	Swaps	Fixed		Nymex LD HH		Nymex	Jul-18	50,000	
25	MERRIL	9937	Swaps	Fixed		Nymex LD HH		Nymex	Jul-18	20,000	
26	JPMORG	8951	Swaps	Fixed		Nymex LD HH		Nymex	Jul-18	40,000	
27	JPMORG	9366	Swaps	Fixed		Nymex LD HH		Nymex	Jul-18	60,000	
28	JPMORG	9930	Swaps	Fixed		Nymex LD HH		Nymex	Jul-18	30,000	
29	SHELLTRADE	8785	Swaps	Fixed		Nymex LD HH		Nymex	Jul-18	20,000	
30	JPMORG	8768	Swaps	Fixed		Nymex LD HH		Nymex	Jul-18	30,000	
31	JPMORG	9827	Swaps	Fixed		Nymex LD HH		Nymex	Jul-18	60,000	
32						TOTAL		Nymex	Jul-18	60,000	51,136,780

10-2.17

418-12

CONFIDENTIAL

Gulf Power Company
 Hedging Activities Audit
 Twelve Month Period Ended July 31, 2018
 Dkt. 20180001-EI : ACN 2018-058-1-1;
 Description: WP ID DR Response 2, Item 2

SOURCE  DR Response 2, Item 2

10-2.17

8/18
DB

Gulf Power Company
Hedging Transactions
For Period August 1, 2017 to July 31, 2018

Docket No.: 20180001-EI
Audit Control No.: 2018-058-1-1
File: 2018 Hedging Settlements
Auditor: Donna Brown

A	B	C	D	E	F	G
Counter Party	Deal Type	Index	Accounting Month	Contract Period	Hedge Month	Settlement (Gain)/Loss
Gas Hedging Daily Settlement 8/17						
MITSUI	Swaps Settlement	Gas Daily	08/2017	08/2017	08/2017	[REDACTED]

48-14

Nymex Gas Hedging Pay Settlement 8/17						
BMO	Swaps Settlement	Nymex	Jul-17	Aug-17	Aug-17	[REDACTED]
BNPP	Swaps Settlement	Nymex	Jul-17	Aug-17	Aug-17	\$ 143,510.00
BNPP ET	Swaps Settlement	Nymex	Jul-17	Aug-17	Aug-17	[REDACTED]
CIBC	Swaps Settlement	Nymex	Jul-17	Aug-17	Aug-17	\$ 228,295.00
CITIGR	Swaps Settlement	Nymex	Jul-17	Aug-17	Aug-17	\$ 211,170.00
JPMORG	Swaps Settlement	Nymex	Jul-17	Aug-17	Aug-17	\$ 777,975.00
MACQUARIE	Swaps Settlement	Nymex	Jul-17	Aug-17	Aug-17	\$ 89,010.00
MERRIL	Swaps Settlement	Nymex	Jul-17	Aug-17	Aug-17	\$ 474,100.00
SHELL TRADE	Swaps Settlement	Nymex	Jul-17	Aug-17	Aug-17	\$ 239,340.00
						\$ 2,262,910.00

10-2.4
48-14.1

Option Contracts for 8/17						
CIBC	Options Settlement	Nymex	07/31/17	08/31/17	08/31/17	\$ -
JPMORG	Options Settlement	Nymex	07/31/17	08/31/17	08/31/17	\$ -
MERRIL	Options Settlement	Nymex	07/31/17	08/31/17	08/31/17	\$ -
						\$ -

Option Premiums for 8/17						
						\$ -

Grand Total \$ 2,258,742.99

Prepared by audit staff
Source - FIN-2040 support

CONFIDENTIAL

SOURCE As referenced

8/18
LB

Gulf Power Company
Hedging Transactions
For Period August 1, 2017 to July 31, 2018

Docket No.: 20180001-EI
Audit Control No.: 2018-058-1-1
File: 2018 Hedging Settlements
Auditor: Donna Brown

A	B	C	D	E	F	G
Counter Party	Deal Type	Index	Accounting Month	Contract Period	Hedge Month	Settlement (Gain)/Loss

Gas Hedging Daily Settlement 9/18

\$ -

Nymex Gas Hedging Pay Settlement 9/17

BMO	Swaps Settlement	Nymex	Aug-17	Sep-17	Sep-17	
BNPP	Swaps Settlement	Nymex	Aug-17	Sep-17	Sep-17	\$ 144,790.00
BNPP ET	Swaps Settlement	Nymex	Aug-17	Sep-17	Sep-17	
CIBC	Swaps Settlement	Nymex	Aug-17	Sep-17	Sep-17	\$ 230,255.00
CITIGR	Swaps Settlement	Nymex	Aug-17	Sep-17	Sep-17	\$ 212,530.00
JPMORG	Swaps Settlement	Nymex	Aug-17	Sep-17	Sep-17	\$ 784,975.00
MACQUARIE	Swaps Settlement	Nymex	Aug-17	Sep-17	Sep-17	\$ 90,690.00
MERRIL	Swaps Settlement	Nymex	Aug-17	Sep-17	Sep-17	\$ 477,780.00
SHELLTRADE	Swaps Settlement	Nymex	Aug-17	Sep-17	Sep-17	\$ 225,220.00

\$ 2,266,230.00 48-14.1

Option Contracts for 9/17

CIBC	Options Settlement	Nymex	08/31/17	09/30/17	09/30/17	\$ -
JPMORG	Options Settlement	Nymex	08/31/17	09/30/17	09/30/17	\$ -
MERRIL	Options Settlement	Nymex	08/31/17	09/30/17	09/30/17	\$ -

\$ -

Option Premiums for 9/17

\$ -

Grand Total \$ 2,266,230.00 10-2.5

Prepared by audit staff
Source - FIN-2040 support

CONFIDENTIAL

SOURCE As referenced

8/18 DB

Gulf Power Company
 Hedging Transactions
 For Period August 1, 2017 to July 31, 2018

Docket No.: 20180001-EI
 Audit Control No.: 2018-058-1-1
 File: 2018 Hedging Settlements
 Auditor: Donna Brown

A Counter Party	B Deal Type	C Index	D Accounting Month	E Contract Period	F Hedge Month	G Settlement (Gain)/Loss
Gas Hedging Daily Settlement 10/17						
						\$ -

Nymex Gas Hedging Pay Settlement 10/17						
BMO	Swaps Settlement	Nymex	Sep-17	Oct-17	Oct-17	
BNPP	Swaps Settlement	Nymex	Sep-17	Oct-17	Oct-17	\$ 142,710.00
BNPP ET	Swaps Settlement	Nymex	Sep-17	Oct-17	Oct-17	
CIBC	Swaps Settlement	Nymex	Sep-17	Oct-17	Oct-17	\$ 227,070.00
CITIGR	Swaps Settlement	Nymex	Sep-17	Oct-17	Oct-17	\$ 210,320.00
JPMORG	Swaps Settlement	Nymex	Sep-17	Oct-17	Oct-17	\$ 773,600.00
MACQUARIE	Swaps Settlement	Nymex	Sep-17	Oct-17	Oct-17	\$ 87,960.00
MERRIL	Swaps Settlement	Nymex	Sep-17	Oct-17	Oct-17	\$ 471,800.00
SHELLTRADE	Swaps Settlement	Nymex	Sep-17	Oct-17	Oct-17	\$ 222,880.00
						\$ 2,235,550.00 48-14.1

Option Contracts for 10/17						
CIBC	Options Settlement	Nymex	Jul-17	Aug-17	Aug-17	\$ -
JPMORG	Options Settlement	Nymex	Jul-17	Aug-17	Aug-17	\$ -
MERRIL	Options Settlement	Nymex	Jul-17	Aug-17	Aug-17	\$ -
						\$ -

Option Premiums for 10/17						
						\$ -

Grand Total \$ 2,235,550.00 10-2.6

Prepared by audit staff
 Source - FIN-2040 support

CONFIDENTIAL

SOURCE As referenced.

8/18
DB

Gulf Power Company
Hedging Transactions
For Period August 1, 2017 to July 31, 2018

Docket No.: 20180001-EI
Audit Control No.: 2018-058-1-1
File: 2018 Hedging Settlements
Auditor: Donna Brown

A	B	C	D	E	F	G
Counter Party	Deal Type	Index	Accounting Month	Contract Period	Hedge Month	Settlement (Gain)/Loss
Gas Hedging Daily Settlement 11/17						

\$ -

Nymex Gas Hedging Pay Settlement 11/17						
BMO	Swaps Settlement	Nymex	Oct-17	Nov-17	Nov-17	
BNPP	Swaps Settlement	Nymex	Oct-17	Nov-17	Nov-17	\$ 178,230.00
CIBC	Swaps Settlement	Nymex	Oct-17	Nov-17	Nov-17	\$ 281,460.00
CITIGR	Swaps Settlement	Nymex	Oct-17	Nov-17	Nov-17	
JPMORG	Swaps Settlement	Nymex	Oct-17	Nov-17	Nov-17	\$ 928,290.00
MACQUARIE	Swaps Settlement	Nymex	Oct-17	Nov-17	Nov-17	\$ 134,580.00
MERRIL	Swaps Settlement	Nymex	Oct-17	Nov-17	Nov-17	\$ 573,920.00
SHELLTRADE	Swaps Settlement	Nymex	Oct-17	Nov-17	Nov-17	\$ 262,840.00

\$ 2,662,970.00 48-14.1

Option Contracts for 11/17						
CIBC	Options Settlement	Nymex	Nov-17	Dec-17	Dec-17	\$ -
JPMORG	Options Settlement	Nymex	Nov-17	Dec-17	Dec-17	\$ -
MERRIL	Options Settlement	Nymex	Nov-17	Dec-17	Dec-17	\$ -

\$ -

Option Premiums for 11/17						

\$ -

Grand Total \$ 2,662,970.00 10-2.7

Prepared by audit staff
Source - FIN-2040 support

CONFIDENTIAL

SOURCE As referenced

8/18
DB

Gulf Power Company
Hedging Transactions
For Period August 1, 2017 to July 31, 2018

Docket No.: 20180001-EI
Audit Control No.: 2018-058-1-1
File: 2018 Hedging Settlements
Auditor: Donna Brown

A	B	C	D	E	F	G
Counter Party	Deal Type	Index	Accounting Month	Contract Period	Hedge Month	Settlement (Gain)/Loss

Gas Hedging Daily Settlement 12/17

\$ -

Nymex Gas Hedging Pay Settlement 12/17

BMO	Swaps Settlement	Nymex	Nov-17	Dec-17	Dec-17	
BNPP	Swaps Settlement	Nymex	Nov-17	Dec-17	Dec-17	\$ 126,710.00
CIBC	Swaps Settlement	Nymex	Nov-17	Dec-17	Dec-17	\$ 202,570.00
CITIGR	Swaps Settlement	Nymex	Nov-17	Dec-17	Dec-17	\$ 193,320.00
JPMORG	Swaps Settlement	Nymex	Nov-17	Dec-17	Dec-17	\$ 652,980.00
MACQUARIE	Swaps Settlement	Nymex	Nov-17	Dec-17	Dec-17	
MERRIL	Swaps Settlement	Nymex	Nov-17	Dec-17	Dec-17	\$ 425,800.00
SHELLTRADE	Swaps Settlement	Nymex	Nov-17	Dec-17	Dec-17	\$ 204,880.00
						\$ 1,919,150.00

48-14.1

Option Contracts for 12/17

\$ -

Option Premiums for 12/17

\$ -

Grand Total \$ 1,919,150.00 10-2.8

Prepared by audit staff
Source - FIN-2040 support

CONFIDENTIAL

SOURCE As referenced

6/18
PB

HR-13.1

Gulf Power Company
Hedging Transactions Audit
For Period August 1, 2017 to July 31, 2018

Docket No. 20180001-EI
Audit Control No. 2018-034-1-1
File 2018 Hedging Settlements
Auditor Donna Brown

Natural Gas MMBTU's	August	September	October	November	December	January	February	March	April	May	June	July	Total
Projected Purchases	6,516,070	6,299,666	5,713,819	3,348,610	4,656,405	3,916,015	3,783,101	4,952,105	4,039,388	5,333,308	6,381,222	6,882,847	61,893,159
Projected Burn	10-10.2 6,516,070	6,299,666	5,713,819	3,348,610	4,656,405	3,916,015	3,783,101	4,952,105	4,039,388	5,333,308	6,381,222	6,882,847	61,893,159
Settled Hedging Transactions	48-13 2,370,000	2,360,000	2,360,000	2,310,000	2,310,000	1,420,000	1,420,000	1,420,000	1,420,000	1,420,000	1,420,000	1,420,000	21,620,000
													10-5.6
% of Purchases	36%	37%	41%	69%	50%	36%	38%	29%	35%	27%	22%	21%	35%
% of Burned	36%	37%	41%	69%	50%	36%	38%	29%	35%	27%	22%	21%	35%
Var - Act vs Proj % Burned	1%	4%	11%	-24%	-11%	-9%	-7%	-2%	7%	23%	4%	2%	6%

NATURAL GAS

NOTE: As per the Risk Management Plan, filed with the FPSC on August 4, 2016
 Gulf Power will financially hedge gas prices generally between [redacted] its projected annual gas burn for the current year
 Gulf Power will utilize fixed price swaps as its primary financial gas price hedging instrument but may also utilize options to a lesser degree when appropriate.
 Gulf Power will limit the amount of fixed price hedges to [redacted] of the projected fuel burn for the upcoming year.
 Gulf Power will limit option priced hedges to [redacted] of its projected burn.
 Gulf Power will take forward hedge positions for up to [redacted] months into the future.
 The Risk Management Plan, dated 1/17/2016 (Procurement Strategy for 2017), did not have any projected natural gas burn (MMBTU) quantities.
 See WP 10-2.2 and 10-4.2 for additional information. DB

CONFIDENTIAL

SOURCE AS REFERENCED



A B C D E F

GULF Year To Date Settlement

8/18
AB

Accounting Months: Jan 2017 to Dec 2017

Note: This is an OPCO report. The YTD gain/loss is as reflected on the OPCO's financial statements.

Price Source	Accounting Month	Contract Month	Hedge Month	GULF	Year-to-Date
FINPWR_D					
	Mar 2017	Mar 2017	Mar 2017	(\$ 18.78)	(\$ 18.78)
	Mar 2017 Gains / (Losses)			(\$ 18.78)	(\$ 18.78)
	Apr 2017	Apr 2017	Apr 2017	(\$ 98.13)	(\$ 116.91)
	Apr 2017 Gains / (Losses)			(\$ 98.13)	(\$ 116.91)
	Jun 2017	Jun 2017	Jun 2017	\$ 489.44	\$ 372.53
	Jun 2017 Gains / (Losses)			\$ 489.44	\$ 372.53
	FINPWR_D Gains / (Losses)			\$ 372.53	
Gas Daily					
	Jan 2017	Jan 2017	Jan 2017	(\$ 1,072,217.00)	(\$ 1,072,217.00)
	Jan 2017 Gains / (Losses)			(\$ 1,072,217.00)	(\$ 1,072,217.00)
	May 2017	May 2017	May 2017	(\$ 2,451.24)	(\$ 1,074,668.24)
	May 2017 Gains / (Losses)			(\$ 2,451.24)	(\$ 1,074,668.24)
	Jun 2017	Jun 2017	Jun 2017	\$ 1,428.50	(\$ 1,073,239.74)
	Jun 2017 Gains / (Losses)			\$ 1,428.50	(\$ 1,073,239.74)
	Jul 2017	Jul 2017	Jul 2017		
	Jul 2017 Gains / (Losses)				
	Aug 2017	Aug 2017	Aug 2017		
	Aug 2017 Gains / (Losses)				(\$ 1,062,503.11)
	Gas Daily Gains / (Losses)			(\$ 1,062,503.11)	
Nymex					
	Jan 2017	Feb 2017	Jan 2017	(\$ 256,375.00)	(\$ 256,375.00)
	Jan 2017	Feb 2017	Feb 2017	(\$ 1,243,480.00)	(\$ 1,499,855.00)
	Jan 2017 Gains / (Losses)			(\$ 1,499,855.00)	(\$ 1,499,855.00)
	Feb 2017	Mar 2017	Feb 2017	(\$ 46,150.00)	(\$ 1,546,005.00)
	Feb 2017	Mar 2017	Mar 2017	(\$ 2,941,600.00)	(\$ 4,487,605.00)
	Feb 2017 Gains / (Losses)			(\$ 2,987,750.00)	(\$ 4,487,605.00)
	Mar 2017	Apr 2017	Mar 2017	(\$ 18,750.00)	(\$ 4,506,355.00)
	Mar 2017	Apr 2017	Apr 2017	(\$ 1,742,440.00)	(\$ 6,248,795.00)

1/2/18 11:56 AM
http://fasttrackfinancial.com/accopen.com/8070/rep/...

Gulf Power Company
Hedging Activities Audit
Twelve Month Period Ended July 31, 2018
Dkt. 2018001-E1; ACN 2018-058-J-1;
Description: 8/18 Hedging Reconciliation

Page 1 of 2

SOURCE



DR. RESHON 3

CONFIDENTIAL

110 111

8/18
AB



A B C D E F G H I OPCO Settlement by Business Objective

OPCO: GULF Accounting Month: Jul 2018

Contract Month	Hedge Month	Counterparty	Asset	OPCO Invoice #	Deal Type	Deal #	Monthly Volume	Units	Settlement
Business Objective: OPCO Hedge Program									
Price Source: Nymex									
08/2018	08/2018	Barclays		16297	Swaps	8768		MMBTU	
08/2018	08/2018	Barclays		16297	Swaps	8777		MMBTU	
08/2018	08/2018	Barclays		16297	Swaps	9260		MMBTU	
08/2018	08/2018	Barclays		16297	Swaps	9494		MMBTU	
08/2018	08/2018	Barclays		16297	Swaps	9670		MMBTU	
08/2018	08/2018	Barclays		16297	Swaps	9827		MMBTU	
08/2018	08/2018	Barclays		16297	Swaps	9849		MMBTU	
08/2018	08/2018	Barclays		16297	Swaps	9926		MMBTU	
08/2018	08/2018	JP Morgan		16297	Swaps	8654		MMBTU	
08/2018	08/2018	JP Morgan		16297	Swaps	8707		MMBTU	
08/2018	08/2018	JP Morgan		16297	Swaps	8899		MMBTU	
08/2018	08/2018	JP Morgan		16297	Swaps	8951		MMBTU	
08/2018	08/2018	JP Morgan		16297	Swaps	9366		MMBTU	
08/2018	08/2018	JP Morgan		16297	Swaps	9385		MMBTU	
08/2018	08/2018	JP Morgan		16297	Swaps	9539		MMBTU	
08/2018	08/2018	JP Morgan		16297	Swaps	9889		MMBTU	
08/2018	08/2018	JP Morgan		16297	Swaps	9930		MMBTU	
08/2018	08/2018	JP Morgan		16297	Swaps	9940		MMBTU	
08/2018	08/2018	Merrill Lynch		16297	Swaps	8666		MMBTU	
08/2018	08/2018	Merrill Lynch		16297	Swaps	8747		MMBTU	
08/2018	08/2018	Merrill Lynch		16297	Swaps	9187		MMBTU	
08/2018	08/2018	Merrill Lynch		16297	Swaps	9271		MMBTU	
08/2018	08/2018	Merrill Lynch		16297	Swaps	9288		MMBTU	
08/2018	08/2018	Merrill Lynch		16297	Swaps	9345		MMBTU	

7/31/18 3:28 PM

Page 1 of 2

Gulf Power Company
Hedging Activities Audit
Twelve Month Period Ended July 31, 2018
Dkt. 20180001-EI; ACN 2018-058-1-1;
Description: YP48 Hedging Reconciliation

CONFIDENTIAL

SOURCE



DR. RESPONSE 3

48-15

8/18
DB

A B C D E F G H I

OPCO Settlement by Business Objective - OPCO: GULF Accounting Month: Jul 2018

Contract Month	Hedge Month	Counterparty	Asset	OPCO Invoice #	Deal Type	Deal #	Monthly Volume	Units	Settlement
08/2018	08/2018	Merrill Lynch		16297	Swaps	9444		MMBTU	
08/2018	08/2018	Merrill Lynch		16297	Swaps	9815		MMBTU	
08/2018	08/2018	Merrill Lynch		16297	Swaps	9920		MMBTU	
08/2018	08/2018	Merrill Lynch		16297	Swaps	9937		MMBTU	
08/2018	08/2018	Shell Trading Risk		16297	Swaps	8785		MMBTU	
08/2018	08/2018	Shell Trading Risk		16297	Swaps	8809		MMBTU	
08/2018	08/2018	Shell Trading Risk		16297	Swaps	9239		MMBTU	

Total Nymex: \$ 1,383,860.00

Total OPCO Hedge Program: \$ 1,383,860.00

Total GULF: \$ 1,383,860.00

Gulf Power Company
 Hedging Activities Audit
 Twelve Month Period Ended July 31, 2018
 Dkt. 20180001-E1 ACN 2018-058-1-1
 Description: WP48 Hedging Reconciliation

CONFIDENTIAL

SOURCE  DR Rosalinda B

EXHIBIT "C"

Line-by-Line/Field-by-Field Justification

<u>Line(s)/Field(s)</u>	<u>Justification</u>
Document 10-2.4 Columns E, G & K, lines 1-56	This information is entitled to confidential classification pursuant to §366.093(3)(d)-(e), Florida Statutes. The basis for this information being designated as confidential is more fully set forth in paragraph 2.
Document 10-2.5 Columns E, G & K, lines 1-56	
Document 10-2.6 Columns E, G & K, lines 1-56	
Document 10-2.7 Columns E, G & K, lines 1-54	
Document 10-2.8 Columns E, G & K, lines 1-54	
Document 10-2.11 Columns E, G & K, lines 1-31	
Document 10-2.12 Columns E, G & K, lines 1-31	
Document 10-2.13 Columns E, G & K, lines 1-31	
Document 10-2.14 Columns E, G & K, lines 1-31	
Document 10-2.15 Columns E, G & K, lines 1-31	
Document 10-2.16 Columns E, G & K, lines 1-31	
Document 10-2.17 Columns E, G & K, lines 1-31	
Document 48-1 Column G, as marked	
Document 48-2 Column G, as marked	
Document 48-3 Column G, as marked	
Document 48-4 Column G, as marked	

<u>Line(s)/Field(s)</u>	<u>Justification</u>
Document 48-5 Column G, as marked	This information is entitled to confidential classification pursuant to §366.093(3)(d)-(e), Florida Statutes. The basis for this information being designated as confidential is more fully set forth in paragraph 2.
Document 48-13.1 Lines 2, and 4-6 as marked	
Document 48-14 Columns E and F, as marked	
Document 48-15 Columns G and I, as marked	
Document 48-15.1 Columns G and I, as marked	

BEFORE THE FLORIDA PUBLIC SERVICE COMMISSION

IN RE: **Fuel and Purchased Power Cost**)
Recovery Clause with Generating)
Performance Incentive Factor)

Docket No.: **20180001-EI**

CERTIFICATE OF SERVICE

I HEREBY CERTIFY that a true copy of the foregoing was furnished by electronic mail this 19th day of September, 2018 to the following:

Florida Public Utilities Company
Florida Division of Chesapeake
Utilities Corp
Mike Cassel, Director
Regulatory and Governmental Affairs
1750 SW 14th Street, Suite 200
Fernandina Beach, FL 32034
mcassel@fpuc.com

PCS Phosphate – White Springs
c/o Stone Mattheis Xenopoulos
& Brew, P.C.
James W. Brew/Laura A. Wynn
Eighth Floor, West Tower
1025 Thomas Jefferson St, NW
Washington, DC 20007
jbrew@smxblaw.com
law@smxblaw.com

Duke Energy Florida
John T. Burnett
Dianne M. Triplett
299 First Avenue North
St. Petersburg, FL 33701
Dianne.triplett@duke-energy.com
John.burnett@duke-energy.com

Florida Power & Light Company
John T. Butler
Maria J. Moncada
700 Universe Boulevard (LAW/JB)
Juno Beach, FL 33408-0420
John.Butler@fpl.com
Maria.moncada@fpl.com

Florida Power & Light Company
Kenneth Hoffman
215 South Monroe Street,
Suite 810
Tallahassee, FL 32301-1858
Ken.Hoffman@fpl.com

Ausley Law Firm
James D. Beasley
J. Jeffry Wahlen
Post Office Box 391
Tallahassee, FL 32302
jbeasley@ausley.com
jwahlen@ausley.com

Gunster Law Firm
Beth Keating
215 South Monroe Street, Suite 601
Tallahassee, FL 32301-1839
bkeating@gunster.com

Office of Public Counsel
J. R. Kelly
Patricia A. Christensen
Associate Public Counsel
c/o The Florida Legislature
111 W. Madison Street, Room 812
Tallahassee, FL 32399-1400
Kelly.jr@leg.state.fl.us
Christensen.patty@leg.state.fl.us


Duke Energy Florida, Inc.
Matthew R. Bernier
Cameron Cooper
106 East College Avenue,
Suite 800
Tallahassee, FL 32301-7740
Matthew.bernier@duke-energy.com
Cameron.Cooper@duke-energy.com

Florida Industrial Power Users Group
c/o Moyle Law Firm
Jon C. Moyle, Jr.
118 North Gadsden Street
Tallahassee, FL 32301
jmoyle@moylelaw.com

Tampa Electric Company
Ms. Paula K. Brown, Manager
Regulatory Coordination
P. O. Box 111
Tampa, FL 33601-0111
Regdept@tecoenergy.com

Office of the General Counsel
Suzanne Brownless
Danijela Janjic
Adria Harper
2540 Shumard Oak Blvd
Tallahassee, FL 32399-0850
djanjic@psc.state.fl.us
sbrownle@psc.state.fl.us
Aharper@psc.state.fl.us

Florida Retail Federation
Robert Scheffel Wright
John T. LaVia
c/o Gardner Law Firm
1300 Thomaswood Drive
Tallahassee, FL 32308
schef@gbwlegal.com
jlavia@gbwlegal.com



RUSSELL A. BADDERS

Florida Bar No. 007455

rab@beggslane.com

STEVEN R. GRIFFIN

Florida Bar No. 0627569

srg@beggslane.com

Beggs & Lane

P. O. Box 12950

Pensacola FL 32591-2950

(850) 432-2451

Attorneys for Gulf Power