



David Lee  
Senior Attorney  
Florida Power & Light Company  
700 Universe Boulevard  
Juno Beach, FL 33408-0420  
(561) 691-7263  
(561) 691-7135 (Facsimile)  
E-mail: david.lee@fpl.com

October 30, 2019

**-VIA ELECTRONIC FILING -**

Adam Teitzman  
Commission Clerk  
Florida Public Service Commission  
2540 Shumard Oak Blvd.  
Tallahassee, FL 32399-0850

**Re: Docket No. 20190001-EI**

Dear Mr. Teitzman:

Enclosed for filing are copies of the following monthly fuel reports for Florida Power & Light Company:

- (a) FPSC Forms 423-1, 423-1(a), and 423-1(b) for Florida Power & Light Company for the months of July, August and September 2019; and
- (b) FPSC Forms 423-2, 423-2(a), and 423-2(b) for Plant Scherer for the months of June, July and August 2019.

FPL's Request for Confidential Classification of the information removed from FPL FPSC Form 423-1(a) and Plant Scherer FPSC Forms 423-2, 423-2(a) and 423-2(b) is being filed under separate cover.

Should you have any questions regarding this filing, please contact me.

Sincerely,

*s/ David M. Lee*  
David M. Lee

Attachments  
cc: Counsel for Parties of Record (w/ attachments)

**CERTIFICATE OF SERVICE**  
**Docket No. 20190001-EI**

I **HEREBY CERTIFY** that a true and correct copy of the foregoing has been furnished by electronic delivery on the 30th day of October 2019 to the following:

Suzanne Brownless  
Division of Legal Services  
**Florida Public Service Commission**  
2540 Shumard Oak Blvd.  
Tallahassee, Florida 32399-0850  
sbrownle@psc.state.fl.us

Michael Barrett  
Division of Accounting and Finance  
**Florida Public Service Commission**  
2540 Shumard Oak Blvd.  
Tallahassee, Florida 32399-0850  
mbarrett@psc.state.fl.us

Dianne M. Triplett  
299 First Avenue North  
St. Petersburg, Florida 33701  
dianne.triplett@duke-energy.com

Matthew R. Bernier  
Duke Energy Florida  
106 East College Avenue, Suite 800  
Tallahassee, Florida 32301  
matthew.bernier@duke-energy.com  
**Attorneys for Duke Energy Florida**

Beth Keating  
Gunster Law Firm  
215 South Monroe St., Suite 601  
Tallahassee, Florida 32301-1804  
bkeating@gunster.com  
**Attorneys for Florida Public Utilities Corp.**

J. R. Kelly  
Stephanie Morse  
**Office of Public Counsel**  
c/o The Florida Legislature  
111 West Madison Street, Room 812  
Tallahassee, Florida 32399  
kelly.jr@leg.state.fl.us  
morse.stephanie@leg.state.fl.us

James D. Beasley  
J. Jeffrey Wahlen  
Malcolm N. Means  
Ausley & McMullen  
P.O. Box 391  
Tallahassee, Florida 32302  
jbeasley@ausley.com  
jwahlen@ausley.com  
mmeans@ausley.com  
**Attorneys for Tampa Electric Company**

Paula K. Brown, Manager  
**Tampa Electric Company**  
Regulatory Coordinator  
Post Office Box 111  
Tampa, Florida 33601-0111  
regdept@tecoenergy.com

Steven R. Griffin  
Beggs & Lane  
P.O. Box 12950  
Pensacola, FL 32591-2950  
srg@beggslane.com  
**Attorneys for Gulf Power Company**

Mike Cassel  
Director/Regulatory and  
Governmental Affairs  
**Florida Public Utilities Company**  
911 South 8th Street  
Fernandina Beach, Florida 32034  
mcassel@fpuc.com

James W. Brew  
Laura A. Wynn  
Stone Mattheis Xenopoulos & Brew, PC  
1025 Thomas Jefferson Street, NW  
Eighth Floor, West Tower  
Washington, DC 20007-5201  
jbrew@smxblaw.com  
laura.wynn@smxblaw.com  
**Attorneys for PCS Phosphate - White  
Springs**

Russell A. Badders  
Vice President & Associate General Counsel  
**Gulf Power Company**  
One Energy Place  
Pensacola, Florida 32520-0100  
russell.badders@nexteraenergy.com

Robert Scheffel Wright  
John T. LaVia, III  
Gardner, Bist, Wiener, et al  
1300 Thomaswood Drive  
Tallahassee, Florida 32308  
schef@gbwlegal.com  
jlavia@gbwlegal.com  
**Attorneys for Florida Retail Federation**

Jon C. Moyle  
Moyle Law Firm, P.A.  
118 N. Gadsden St.  
Tallahassee, Florida 32301  
jmoyle@moylelaw.com  
**Attorneys for Florida Industrial Power  
Users Group**

By: s/ David M. Lee  
David M. Lee  
Florida Bar No. 103152

FPSC FORM NO. 423-1

MONTHLY REPORT OF COST AND QUALITY OF FUEL OIL FOR ELECTRIC PLANTS  
ORIGIN, VOLUME, DELIVERED PRICE AND AS RECEIVED QUANTITY

- 1. REPORTING MONTH: JUL YEAR: 2019
- 2. REPORTING COMPANY: FLORIDA POWER LIGHT COMPANY

3. NAME, TITLE TELEPHONE NUMBER OF CONTACT PERSON CONCERNING DATA  
SUBMITTED ON THIS FORM: RENA DEATON, REGULATORY AFFAIRS, (561) 691-2839

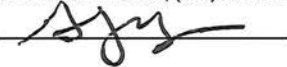
4. SIGNATURE OF OFFICIAL SUBMITTING REPORT: 

5. DATE COMPLETED: 10/08/2019

| LINE NO | PLANT     | SUPPLIER | SHIPPING POINT    | PURCHASE TYPE | DELIVERY LOCATION | DELIVERY DATE | TYPE OIL | SULFUR (%) | BTU CONTENT (BTU / GAL) | VOLUME (BBL) | DELIVERED PRICE (\$/BBL) |
|---------|-----------|----------|-------------------|---------------|-------------------|---------------|----------|------------|-------------------------|--------------|--------------------------|
| 1       | FT. MYERS | APEC     | NA-TRUCK DELIVERY |               |                   | 07/31/2019    | F03      | N/A        | N/A                     | 33510        | 87.5194                  |

MONTHLY REPORT OF COST AND QUALITY OF FUEL OIL FOR ELECTRIC PLANTS  
 DETAIL OF INVOICE AND TRANSPORTATION CHARGES

1. REPORTING MONTH: JUL YEAR: 2019  
 2. REPORTING COMPANY: FLORIDA POWER LIGHT COMPANY


3. NAME, TITLE TELEPHONE NUMBER OF CONTACT PERSON CONCERNING DATA  
 SUBMITTED ON THIS FORM: RENAE DEATON, REGULATORY AFFAIRS, (561) 691-2839  
 4. SIGNATURE OF OFFICIAL SUBMITTING REPORT:   
 5. DATE COMPLETED: 10/08/2019

| (A)<br>LINE NO. | (B)<br>PLANT | (C)<br>SUPPLIER | (D)<br>DELIVERY LOCATION | (E)<br>DELIVERY DATE | (F)<br>TYPE OIL | (G)<br>VOLUME (BBL) | (H)<br>INVOICE PRICE (\$/BBL) | (I)<br>INVOICE AMOUNT (\$) | (J)<br>DISCOUNT (\$) | (K)<br>NET AMOUNT (\$) | (L)<br>NET PRICE (\$/BBL) | (M)<br>QUALITY ADJUST. (\$/BBL) | (N)<br>EFFECTIVE PUR PRICE (\$/BBL) | (O)<br>TRANSP TO TERM (\$/BBL) | (P)<br>ADDITIONAL TRANS CHGS (\$/BBL) | (Q)<br>OTHER CHGS (\$/BBL) | (R)<br>DELIVERED PRICE (\$/BBL) |
|-----------------|--------------|-----------------|--------------------------|----------------------|-----------------|---------------------|-------------------------------|----------------------------|----------------------|------------------------|---------------------------|---------------------------------|-------------------------------------|--------------------------------|---------------------------------------|----------------------------|---------------------------------|
| 1               | PFM          | APEC            |                          | 07/25/2019           | F03             | 30791               |                               |                            |                      |                        |                           |                                 |                                     | 0.0000                         |                                       |                            | 87.6665                         |
| 2               | PFM          | APEC            |                          | 07/31/2019           | F03             | 2719                |                               |                            |                      |                        |                           |                                 |                                     | 0.0000                         |                                       |                            | 85.8527                         |

**EDITED COPY**

MONTHLY REPORT OF COST AND QUALITY OF FUEL OIL FOR ELECTRIC PLANTS  
ORIGIN, VOLUME, DELIVERED PRICE AND AS RECEIVED QUANTITY

- 1. REPORTING MONTH: AUG YEAR: 2019
- 2. REPORTING COMPANY: FLORIDA POWER & LIGHT COMPANY

- 3. NAME, TITLE \_TELEPHONE NUMBER OF CONTACT PERSON CONCERNING DATA  
SUBMITTED ON THIS FORM: RENAE DEATON, REGULATORY AFFAIRS, (561) 691-2839
- 4. SIGNATURE OF OFFICIAL SUBMITTING REPORT: 
- 5. DATE COMPLETED: 10/08/2019

| LINE NO | PLANT               | SUPPLIER | SHIPPING POINT    | PURCHASE TYPE | DELIVERY LOCATION | DELIVERY DATE | TYPE OIL | SULFUR (%) | BTU CONTENT (BTU / GAL) | VOLUME (BBLs) | PRICE (\$/BBL) |
|---------|---------------------|----------|-------------------|---------------|-------------------|---------------|----------|------------|-------------------------|---------------|----------------|
| 1       | FT. MYERS           | APEC     | NA-TRUCK DELIVERY |               |                   | 08/02/2019    | F03      | N/A        | N/A                     | 1764          | 88.8247        |
| 2       | PT. EVERGLADES      | ME       | NA-TRUCK DELIVERY |               |                   | 08/09/2019    | F03      | N/A        | N/A                     | 24951         | 77.4504        |
| 3       | WEST COUNTY EC      | PORT     | NA-TRUCK DELIVERY |               |                   | 08/29/2019    | F03      | N/A        | N/A                     | 22503         | 82.5013        |
| 4       | OKEECHOBEE          | TOC      | NA-TRUCK DELIVERY |               |                   | 08/28/2019    | F03      | N/A        | N/A                     | 408           | 72.1867        |
| 5       | TURKEY POINT UNIT 5 | TOC      | NA-TRUCK DELIVERY |               |                   | 08/14/2019    | F03      | N/A        | N/A                     | 9899          | 82.9403        |

MONTHLY REPORT OF COST AND QUALITY OF FUEL OIL FOR ELECTRIC PLANTS  
 DETAIL OF INVOICE AND TRANSPORTATION CHARGES

FPSC FORM NO. 423-1 (a)

1. REPORTING MONTH: AUG YEAR: 2019

2. REPORTING COMPANY: FLORIDA POWER LIGHT COMPANY

3. NAME, TITLE, TELEPHONE NUMBER OF CONTACT PERSON CONCERNING DATA  
 SUBMITTED ON THIS FORM: RENAE DEATON, REGULATORY AFFAIRS, (561) 691-2839

4. SIGNATURE OF OFFICIAL SUBMITTING REPORT: 

5. DATE COMPLETED: 10/08/2019


| (A)<br>LINE NO. | (B)<br>PLANT | (C)<br>SUPPLIER | (D)<br>DELIVERY LOCATION | (E)<br>DELIVERY DATE | (F)<br>TYPE OIL | (G)<br>VOLUME (BBL) | (H)<br>INVOICE PRICE (\$/BBL) | (I)<br>INVOICE AMOUNT (\$) | (J)<br>DISCOUNT (\$) | (K)<br>NET AMOUNT (\$) | (L)<br>NET PRICE (\$/BBL) | (M)<br>QUALITY ADJUST. (\$/BBL) | (N)<br>EFFECTIVE PUR PRICE (\$/BBL) | (O)<br>TRANSP TO TERM (\$/BBL) | (P)<br>ADDITIONAL TRANS CHGS (\$/BBL) | (Q)<br>OTHER CHGS (\$/BBL) | (R)<br>DELIVERED PRICE (\$/BBL) |
|-----------------|--------------|-----------------|--------------------------|----------------------|-----------------|---------------------|-------------------------------|----------------------------|----------------------|------------------------|---------------------------|---------------------------------|-------------------------------------|--------------------------------|---------------------------------------|----------------------------|---------------------------------|
| 1               | PFM          | APEC            |                          | 08/02/2019           | F03             | 1764                |                               |                            |                      |                        |                           |                                 |                                     | 0.0000                         |                                       |                            | 88.8247                         |
| 2               | PPE          | ME              |                          | 08/09/2019           | F03             | 24951               |                               |                            |                      |                        |                           |                                 |                                     | 0.0000                         |                                       |                            | 77.4504                         |
| 3               | PWC          | PORT            |                          | 08/28/2019           | F03             | 21790               |                               |                            |                      |                        |                           |                                 |                                     | 0.0000                         |                                       |                            | 82.4782                         |
| 4               | PWC          | PORT            |                          | 08/29/2019           | F03             | 713                 |                               |                            |                      |                        |                           |                                 |                                     | 0.0000                         |                                       |                            | 83.2086                         |
| 5               | POK          | TOC             |                          | 08/28/2019           | F03             | 408                 |                               |                            |                      |                        |                           |                                 |                                     | 0.0000                         |                                       |                            | 72.1867                         |
| 6               | TP5          | TOC             |                          | 08/14/2019           | F03             | 9899                |                               |                            |                      |                        |                           |                                 |                                     | 0.0000                         |                                       |                            | 82.9402                         |

**EDITED COPY**

FPSC FORM NO. 423-1

MONTHLY REPORT OF COST AND QUALITY OF FUEL OIL FOR ELECTRIC PLANTS  
ORIGIN, VOLUME, DELIVERED PRICE AND AS RECEIVED QUANTITY

1. REPORTING MONTH: SEP YEAR: 2019  
2. REPORTING COMPANY: FLORIDA POWER LIGHT COMPANY

3. NAME, TITLE TELEPHONE NUMBER OF CONTACT PERSON CONCERNING DATA  
SUBMITTED ON THIS FORM: RENAE DEATON, REGULATORY AFFAIRS, (561) 691-2839  
4. SIGNATURE OF OFFICIAL SUBMITTING REPORT:   
5. DATE COMPLETED: 10/08/2019

| LINE NO | PLANT           | SUPPLIER | SHIPPING POINT    | PURCHASE TYPE | DELIVERY LOCATION | DELIVERY DATE | TYPE OIL | SULFUR (%) | BTU CONTENT (BTU / GAL) | VOLUME (BBLS) | DELIVERED PRICE (\$/BBL) |
|---------|-----------------|----------|-------------------|---------------|-------------------|---------------|----------|------------|-------------------------|---------------|--------------------------|
| 1       | RIVIERA         | APEC     | NA-TRUCK DELIVERY |               |                   | 09/27/2019    | F03      | N/A        | N/A                     | 9518          | 89.8221                  |
| 2       | LAUDERDALE GT S | CITGO    | NA-TRUCK DELIVERY |               |                   | 09/25/2019    | F03      | N/A        | N/A                     | 384           | 87.8130                  |
| 3       | WEST COUNTY EC  | PORT     | NA-TRUCK DELIVERY |               |                   | 09/12/2019    | F03      | N/A        | N/A                     | 10221         | 86.9299                  |
| 4       | OKEECHOBEE      | TOC      | NA-TRUCK DELIVERY |               |                   | 09/25/2019    | F03      | N/A        | N/A                     | 31792         | 91.1787                  |



MONTHLY REPORT OF COST AND QUALITY OF FUEL OIL FOR ELECTRIC PLANTS  
 DETAIL OF INVOICE AND TRANSPORTATION CHARGES

FPSC FORM NO. 423-1 (a)

1. REPORTING MONTH: SEP YEAR: 2019

2. REPORTING COMPANY: FLORIDA POWER LIGHT COMPANY

3. NAME, TITLE TELEPHONE NUMBER OF CONTACT PERSON CONCERNING DATA  
 SUBMITTED ON THIS FORM: RENAE DEATON, REGULATORY AFFAIRS, (561) 691-2839

4. SIGNATURE OF OFFICIAL SUBMITTING REPORT: 

5. DATE COMPLETED: 10/08/2019

| (A)<br>LINE NO. | (B)<br>PLANT | (C)<br>SUPPLIER | (D)<br>DELIVERY LOCATION | (E)<br>DELIVERY DATE | (F)<br>TYPE OIL | (G)<br>VOLUME (BBLs) | (H)<br>INVOICE PRICE (\$/BBL) | (I)<br>INVOICE AMOUNT (\$) | (J)<br>DISCOUNT (\$) | (K)<br>NET AMOUNT (\$) | (L)<br>NET PRICE (\$/BBL) | (M)<br>QUALITY ADJUST. (\$/BBL) | (N)<br>EFFECTIVE PUR PRICE (\$/BBL) | (O)<br>TRANSP TO TERM (\$/BBL) | (P)<br>ADDITIONAL TRANS CHGS (\$/BBL) | (Q)<br>OTHER CHGS (\$/BBL) | (R)<br>DELIVERED PRICE (\$/BBL) |
|-----------------|--------------|-----------------|--------------------------|----------------------|-----------------|----------------------|-------------------------------|----------------------------|----------------------|------------------------|---------------------------|---------------------------------|-------------------------------------|--------------------------------|---------------------------------------|----------------------------|---------------------------------|
| 1               | PRV          | APEC            |                          | 09/27/2019           | F03             | 9518                 |                               |                            |                      |                        |                           |                                 |                                     | 0.0000                         |                                       |                            | 89.8221                         |
| 2               | GFL          | CITGO           |                          | 09/25/2019           | F03             | 384                  |                               |                            |                      |                        |                           |                                 |                                     | 0.0000                         |                                       |                            | 87.8130                         |
| 3               | PWC          | PORT            |                          | 09/12/2019           | F03             | 10221                |                               |                            |                      |                        |                           |                                 |                                     | 0.0000                         |                                       |                            | 86.9299                         |
| 4               | POK          | TOC             |                          | 09/25/2019           | F03             | 31792                |                               |                            |                      |                        |                           |                                 |                                     | 0.0000                         |                                       |                            | 91.1787                         |

**EDITED COPY**







**MONTHLY REPORT OF COST AND QUALITY OF COAL FOR ELECTRIC PLANTS  
ORIGIN, TONNAGE, DELIVERED PRICE, AND AS RECEIVED QUALITY**

- |                       |                               |       |      |   |
|-----------------------|-------------------------------|-------|------|---|
| 1. Reporting Month:   | June                          | Year: | 2019 | 4. Name, Title & Telephone Number of Contact Person Concerning Data<br>Submitted on this Form: Renae Deaton<br>561 691-2839     |
| 2. Reporting Company: | FLORIDA POWER & LIGHT COMPANY |       |      |   |
| 3. Plant Name:        | R.W.SCHERER                   |       |      | 5. Signature of Official Submitting Report:  |
|                       |                               |       |      | 6. Date Completed: 22-Oct-19  |

| Line No. | Supplier Name           | Mine Location | Purchase Type | Transport Mode | Tons      | Purchase Price (\$/Ton) | Effective Transport Charges (\$/Ton) | Total FOB Plant Price (\$/Ton) | Sulfur Content (%) | Btu Content (Btu/lb) | Ash Content (%) | Moisture Content (%) |
|----------|-------------------------|---------------|---------------|----------------|-----------|-------------------------|--------------------------------------|--------------------------------|--------------------|----------------------|-----------------|----------------------|
| (a)      | (b)                     | (c)           | (d)           | (e)            | (f)       | (g)                     | (h)                                  | (i)                            | (j)                | (k)                  | (l)             | (m)                  |
| (1)      | CONTURA COAL SALES, LLC | 19/WY/5       | S             | UR             | 16,344.03 |                         |                                      | 42.183                         | 0.40               | 8,273                | 4.63            | 31.04                |
| (2)      | BUCKSKIN MINING COMPANY | 19/WY/5       | S             | UR             | 93,545.97 |                         |                                      | 41.378                         | 0.31               | 8,370                | 4.51            | 30.26                |

**EDITED COPY**

**MONTHLY REPORT OF COST AND QUALITY OF COAL FOR ELECTRIC PLANTS  
DETAILED PURCHASED COAL INVOICE INFORMATION**

- |                       |  |       |             |   |
|-----------------------|--|-------|-------------|---|
| 1. Reporting Month:   | <b>June</b>                              | Year: | <b>2019</b> | 4. Name, Title & Telephone Number of Contact Person Concerning Data<br>Submitted on this Form: Renae Deaton<br>561 691-2839     |
| 2. Reporting Company: | <b>FLORIDA POWER &amp; LIGHT COMPANY</b> |       |             | 5. Signature of Official Submitting Report:  |
| 3. Plant Name:        | <b>R.W.SCHERER</b>                       |       |             |   |
|                       |  |       |             | 6. Date Completed: 22-Oct-19  |

| <u>Line No.</u> | <u>Supplier Name</u>    | <u>Mine Location</u> | <u>Purch. Type</u> | <u>Tons</u> | <u>FOB Mine Price (\$/Ton)</u> | <u>Shorthaul &amp; Loading Charges (\$/Ton)</u> | <u>Original Invoice Price (\$/Ton)</u> | <u>Retroactive Price Increase (\$/Ton)</u> | <u>Base Price (\$/Ton)</u> | <u>Quality Adjustments (\$/Ton)</u> | <u>Effective Purchase Price (\$/Ton)</u> |
|-----------------|-------------------------|----------------------|--------------------|-------------|--------------------------------|---|--|--|----------------------------|-------------------------------------|--|
| (a)             | (b)                     | (c)                  | (d)                | (e)         | (f)                            | (g)   | (h)                                    | (i)  | (j)                        | (k)                                 | (l)                                      |
| (1)             | CONTURA COAL SALES, LLC | 19/WY/5              | S                  | 16,344.03   |                                | 0.147   |  | -  |                            | (0.129)                             |  |
| (2)             | BUCKSKIN MINING COMPANY | 19/WY/5              | S                  | 93,545.97   |                                | 0.145   |  | -  |                            | (0.159)                             |  |

**MONTHLY REPORT OF COST AND QUALITY OF COAL FOR ELECTRIC PLANTS  
DETAILED TRANSPORTATION INVOICE INFORMATION**

1. Reporting Month: **June** Year: **2019**  
 2. Reporting Company: **FLORIDA POWER & LIGHT COMPANY**  
 3. Plant Name: **R.W.SCHERER**  
 4. Name, Title & Telephone Number of Contact Person Concerning Data Submitted on this Form: **Renae Deaton**  
 561 691-2839  
 5. Signature of Official Submitting Report:   
 6. Date Completed: **22-Oct-19**

| Line No. | Supplier Name           | Mine Location | Shipping Point | Transport Mode | Tons      | Effective Purchase Price (\$/Ton) | Additional Shorthaul & Loading Charges (\$/Ton) | Rail Charges       |                             | Waterborne Charges        |                             |                           |                              | Other Related Charges (\$/Ton) | Total Transportation Charges (\$/Ton) | FOB Plant Price (\$/Ton) |
|----------|-------------------------|---------------|----------------|----------------|-----------|-----------------------------------|---|--------------------|-----------------------------|---------------------------|-----------------------------|---------------------------|------------------------------|--------------------------------|---------------------------------------|--------------------------|
|          |                         |               |                |                |           |                                   |   | Rail Rate (\$/Ton) | Other Rail Charges (\$/Ton) | River Barge Rate (\$/Ton) | Trans-loading Rate (\$/Ton) | Ocean Barge Rate (\$/Ton) | Other Water Charges (\$/Ton) |                                |                                       |                          |
| (a)      | (b)                     | (c)           | (d)            | (e)            | (f)       | (g)                               | (h)   | (i)                | (j)                         | (k)                       | (l)                         | (m)                       | (n)                          | (o)                            | (p)                                   | (q)                      |
| (1)      | CONTURA COAL SALES, LLC | 19/WY/5       | EAGLE BUTTE, W | UR             | 16,344.03 | -                                 | -   | -                  | -                           | -                         | -                           | -                         | -                            | -                              | -                                     | 42.183                   |
| (2)      | BUCKSKIN MINING COMPANY | 19/WY/5       | EAGLE BUTTE, W | UR             | 93,545.97 | -                                 | -   | -                  | -                           | -                         | -                           | -                         | -                            | -                              | -                                     | 41.378                   |

**MONTHLY REPORT OF COST AND QUALITY OF COAL FOR ELECTRIC PLANTS  
ORIGIN, TONNAGE, DELIVERED PRICE, AND AS RECEIVED QUALITY**

- |                       |  |       |             |   |
|-----------------------|--|-------|-------------|---|
| 1. Reporting Month:   | <b>July</b>                              | Year: | <b>2019</b> | 4. Name, Title & Telephone Number of Contact Person Concerning Data Submitted on this Form: Renae Deaton<br>561 691-2839        |
| 2. Reporting Company: | <b>FLORIDA POWER &amp; LIGHT COMPANY</b> |       |             |   |
| 3. Plant Name:        | <b>R.W.SCHERER</b>                       |       |             | 5. Signature of Official Submitting Report:  |
|                       |  |       |             | 6. Date Completed: 22-Oct-19  |

| <u>Line No.</u><br>(a) | <u>Supplier Name</u><br>(b) | <u>Mine Location</u><br>(c) | <u>Purchase Type</u><br>(d) | <u>Transport Mode</u><br>(e) | <u>Tons</u><br>(f) | <u>Purchase Price (\$/Ton)</u><br>(g) | <u>Effective Transport Charges (\$/Ton)</u><br>(h) | <u>Total FOB Plant Price (\$/Ton)</u><br>(i) | <u>Sulfur Content (%)</u><br>(j) | <u>Btu Content (Btu/lb)</u><br>(k) | <u>Ash Content (%)</u><br>(l) | <u>Moisture Content (%)</u><br>(m) |
|------------------------|-----------------------------|-----------------------------|-----------------------------|------------------------------|--------------------|---------------------------------------|--|--|----------------------------------|------------------------------------|-------------------------------|------------------------------------|
| (1)                    | CONTURA COAL SALES, LLC     | 19/WY/5                     | S                           | UR                           | 5,479.15           |                                       |  | 42.073                                       | 0.39                             | 8,305                              | 4.68                          | 30.75                              |
| (2)                    | BUCKSKIN MINING COMPANY     | 19/WY/5                     | S                           | UR                           | 20,920.33          |                                       |  | 41.440                                       | 0.31                             | 8,416                              | 4.45                          | 30.13                              |
| (3)                    | BUCKSKIN MINING COMPANY     | 19/WY/5                     | S                           | UR                           | 71,554.21          |                                       |  | 41.451                                       | 0.37                             | 8,288                              | 4.84                          | 30.28                              |
| (4)                    | PEABODY COALSALES, LLC      | 19/WY/5                     | S                           | UR                           | 51,649.69          |                                       |  | 42.145                                       | 0.35                             | 8,478                              | 4.49                          | 29.36                              |
| (5)                    | ARCH COAL SALES COMPAN      | 19/WY/5                     | S                           | UR                           | 1,594.80           |                                       |  | 42.233                                       | 0.34                             | 8,136                              | 5.52                          | 31.60                              |




**MONTHLY REPORT OF COST AND QUALITY OF COAL FOR ELECTRIC PLANTS  
DETAILED PURCHASED COAL INVOICE INFORMATION**

- |                       |  |       |             |   |
|-----------------------|--|-------|-------------|---|
| 1. Reporting Month:   | <b>July</b>                              | Year: | <b>2019</b> | 4. Name, Title & Telephone Number of Contact Person Concerning Data Submitted on this Form: Renae Deaton<br>561 691-2839        |
| 2. Reporting Company: | <b>FLORIDA POWER &amp; LIGHT COMPANY</b> |       |             | 5. Signature of Official Submitting Report:  |
| 3. Plant Name:        | <b>R.W.SCHERER</b>                       |       |             | 6. Date Completed: 22-Oct-19  |

| <u>Line No.</u> | <u>Supplier Name</u>             | <u>Mine Location</u> | <u>Purch. Type</u> | <u>Tons</u> | <u>FOB Mine Price (\$/Ton)</u> | <u>Shorthaul &amp; Loading Charges (\$/Ton)</u> | <u>Original Invoice Price (\$/Ton)</u> | <u>Retroactive Price Increase (\$/Ton)</u> | <u>Base Price (\$/Ton)</u> | <u>Quality Adjustments (\$/Ton)</u> | <u>Effective Purchase Price (\$/Ton)</u> |
|-----------------|----------------------------------|----------------------|--------------------|-------------|--------------------------------|---|--|--|----------------------------|-------------------------------------|--|
| (a)             | (b)                              | (c)                  | (d)                | (e)         | (f)                            | (g)   | (h)                                    | (i)  | (j)                        | (k)                                 | (l)                                      |
| (1)             | CONTURA COAL SALES, LLC          | 19/WY/5              | S                  | 5,479.15    |                                | 0.147   |  | -  |                            | (0.339)                             |  |
| (2)             | BUCKSKIN MINING COMPANY          | 19/WY/5              | S                  | 20,920.33   |                                | 0.145   |  | -  |                            | (0.117)                             |  |
| (3)             | BUCKSKIN MINING COMPANY          | 19/WY/5              | S                  | 71,554.21   |                                | 0.145   |  | -  |                            | (0.544)                             |  |
| (4)             | PEABODY COALSALLES, LLC          | 19/WY/5              | S                  | 51,649.69   |                                | 0.130   |  | -  |                            | (0.069)                             |  |
| (5)             | ARCH COAL SALES COMPANY, 19/WY/5 |                      | S                  | 1,594.80    |                                | 0.150   |  | -  |                            | (0.238)                             |  |

**MONTHLY REPORT OF COST AND QUALITY OF COAL FOR ELECTRIC PLANTS  
DETAILED TRANSPORTATION INVOICE INFORMATION**

1. Reporting Month: **July** Year: **2019**  
 2. Reporting Company: **FLORIDA POWER & LIGHT COMPANY**  
 3. Plant Name: **R.W.SCHERER**

4. Name, Title & Telephone Number of Contact Person Concerning Data  
 Submitted on this Form: Renae Deaton  
 561 691-2839  
 5. Signature of Official Submitting Report:   
 6. Date Completed: 22-Oct-19

| Line No.<br>(a) | Supplier Name<br>(b)     | Mine Location<br>(c) | Shipping Point<br>(d) | Transport Mode<br>(e) | Tons<br>(f) | Effective Purchase Price<br>(\$/Ton)<br>(g) | Additional Shorthaul & Loading Charges<br>(\$/Ton)<br>(h) | Rail Charges                 |                                       | Waterborne Charges                  |                                       |                                     |  | Other Related Charges<br>(\$/Ton)<br>(o) | Total Transportation Charges<br>(\$/Ton)<br>(p) | FOB Plant Price<br>(\$/Ton)<br>(q) |
|-----------------|--------------------------|----------------------|-----------------------|-----------------------|-------------|---|---|------------------------------|---------------------------------------|-------------------------------------|---------------------------------------|-------------------------------------|--|--|---|------------------------------------|
|                 |                          |                      |                       |                       |             |   |   | Rail Rate<br>(\$/Ton)<br>(i) | Other Rail Charges<br>(\$/Ton)<br>(j) | River Barge Rate<br>(\$/Ton)<br>(k) | Trans-loading Rate<br>(\$/Ton)<br>(l) | Ocean Barge Rate<br>(\$/Ton)<br>(m) | Other Water Charges<br>(\$/Ton)<br>(n) |  |   |                                    |
| (1)             | CONTURA COAL SALES, LLC  | 19/WY/5              | EAGLE BUTTE, W        | UR                    | 5,479.15    | -   | -   | -                            | -                                     | -                                   | -                                     | -                                   | -                                      | -  | -   | 42.073                             |
| (2)             | BUCKSKIN MINING COMPANY  | 19/WY/5              | BUCKSKIN JUNCT        | UR                    | 20,920.33   | -   | -   | -                            | -                                     | -                                   | -                                     | -                                   | -                                      | -  | -   | 41.440                             |
| (3)             | BUCKSKIN MINING COMPANY  | 19/WY/5              | BUCKSKIN JUNCT        | UR                    | 71,554.21   | -   | -   | -                            | -                                     | -                                   | -                                     | -                                   | -                                      | -  | -   | 41.451                             |
| (4)             | PEABODY COALSALES, LLC   | 19/WY/5              | CABALLO JUNCTI        | UR                    | 51,649.69   | -   | -   | -                            | -                                     | -                                   | -                                     | -                                   | -                                      | -  | -   | 42.145                             |
| (5)             | ARCH COAL SALES COMPANY, | 19/WY/5              | COAL CREEK, WY        | UR                    | 1,594.80    | -   | -   | -                            | -                                     | -                                   | -                                     | -                                   | -                                      | -  | -   | 42.233                             |

**MONTHLY REPORT OF COST AND QUALITY OF COAL FOR ELECTRIC PLANTS  
ORIGIN, TONNAGE, DELIVERED PRICE, AND AS RECEIVED QUALITY**

1. Reporting Month: **August** Year: **2019** 4. Name, Title & Telephone Number of Contact Person Concerning Data  
Submitted on this Form: **Renaee Deaton**  
561 691-2839

2. Reporting Company: **FLORIDA POWER & LIGHT COMPANY**

3. Plant Name: **R.W.SCHERER** 5. Signature of Official Submitting Report: 

6. Date Completed: **22-Oct-19**

| <u>Line No.</u><br>(a) | <u>Supplier Name</u><br>(b) | <u>Mine Location</u><br>(c) | <u>Purchase Type</u><br>(d) | <u>Transport Mode</u><br>(e) | <u>Tons</u><br>(f) | <u>Purchase Price (\$/Ton)</u><br>(g) | <u>Effective Transport Charges (\$/Ton)</u><br>(h) | <u>Total FOB Plant Price (\$/Ton)</u><br>(i) | <u>Sulfur Content (%)</u><br>(j) | <u>Btu Content (Btu/lb)</u><br>(k) | <u>Ash Content (%)</u><br>(l) | <u>Moisture Content (%)</u><br>(m) |
|------------------------|-----------------------------|-----------------------------|-----------------------------|------------------------------|--------------------|---------------------------------------|--|--|----------------------------------|------------------------------------|-------------------------------|------------------------------------|
| (1)                    | PEABODY COALSALES, LLC      | 19/WY/5                     | S                           | UR                           | 27,173.86          |                                       |  | 42.038                                       | 0.35                             | 8,539                              | 4.72                          | 29.32                              |
| (2)                    | BUCKSKIN MINING COMPANY     | 19/WY/5                     | S                           | UR                           | 31,730.79          |                                       |  | 41.537                                       | 0.30                             | 8,324                              | 4.56                          | 30.33                              |
| (3)                    | PEABODY COALSALES, LLC      | 19/WY/5                     | S                           | UR                           | 111,627.36         |                                       |  | 42.141                                       | 0.35                             | 8,523                              | 4.84                          | 29.37                              |
| (4)                    | PEABODY COALSALES, LLC      | 19/WY/5                     | S                           | UR                           | 9,653.03           |                                       |  | 42.158                                       | 0.23                             | 8,515                              | 4.40                          | 28.88                              |
| (5)                    | ARCH COAL SALES COMPAN'     | 19/WY/5                     | S                           | UR                           | 12,785.36          |                                       |  | 42.040                                       | 0.36                             | 8,260                              | 5.88                          | 30.70                              |
| (6)                    | BUCKSKIN MINING COMPANY     | 19/WY/5                     | S                           | UR                           | 15,929.10          |                                       |  | 41.540                                       | 0.31                             | 8,272                              | 4.62                          | 30.74                              |


**MONTHLY REPORT OF COST AND QUALITY OF COAL FOR ELECTRIC PLANTS  
DETAILED PURCHASED COAL INVOICE INFORMATION**

- |                       |  |       |             |   |
|-----------------------|--|-------|-------------|---|
| 1. Reporting Month:   | <b>August</b>                            | Year: | <b>2019</b> | 4. Name, Title & Telephone Number of Contact Person Concerning Data Submitted on this Form: Renae Deaton<br>561 691-2839        |
| 2. Reporting Company: | <b>FLORIDA POWER &amp; LIGHT COMPANY</b> |       |             | 5. Signature of Official Submitting Report:  |
| 3. Plant Name:        | <b>R.W.SCHERER</b>                       |       |             | 6. Date Completed: 22-Oct-19  |

| <u>Line No.</u><br>(a) | <u>Supplier Name</u><br>(b) | <u>Mine Location</u><br>(c) | <u>Purch. Type</u><br>(d) | <u>Tons</u><br>(e) | <u>FOB Mine Price (\$/Ton)</u><br>(f) | <u>Shorthaul &amp; Loading Charges (\$/Ton)</u><br>(g) | <u>Original Invoice Price (\$/Ton)</u><br>(h) | <u>Retroactive Price Increase (\$/Ton)</u><br>(i) | <u>Base Price (\$/Ton)</u><br>(j) | <u>Quality Adjustments (\$/Ton)</u><br>(k) | <u>Effective Purchase Price (\$/Ton)</u><br>(l) |
|------------------------|-----------------------------|-----------------------------|---------------------------|--------------------|---------------------------------------|--|---|---|-----------------------------------|--|---|
| (1)                    | PEABODY COALSALES, LLC      | 19/WY/5                     | S                         | 27,173.86          |                                       | 0.130  |   | -   |                                   | 0.034                                      |   |
| (2)                    | BUCKSKIN MINING COMPANY     | 19/WY/5                     | S                         | 31,730.79          |                                       | 0.145  |   | -   |                                   | (0.398)                                    |   |
| (3)                    | PEABODY COALSALES, LLC      | 19/WY/5                     | S                         | 111,627.36         |                                       | 0.130  |   | -   |                                   | (0.013)                                    |   |
| (4)                    | PEABODY COALSALES, LLC      | 19/WY/5                     | S                         | 9,653.03           |                                       | 0.130  |   | -   |                                   | (0.575)                                    |   |
| (5)                    | ARCH COAL SALES COMPANY,    | 19/WY/5                     | S                         | 12,785.36          |                                       | 0.149  |   | -   |                                   | (0.100)                                    |   |
| (6)                    | BUCKSKIN MINING COMPANY     | 19/WY/5                     | S                         | 15,929.10          |                                       | 0.145  |   | -   |                                   | (0.610)                                    |   |

**MONTHLY REPORT OF COST AND QUALITY OF COAL FOR ELECTRIC PLANTS  
DETAILED TRANSPORTATION INVOICE INFORMATION**

1. Reporting Month: **August** Year: **2019**  
 2. Reporting Company: **FLORIDA POWER & LIGHT COMPANY**  
 3. Plant Name: **R.W.SCHERER**

4. Name, Title & Telephone Number of Contact Person Concerning Data Submitted on this Form: **Renae Deaton  
561 691-2839**  
 5. Signature of Official Submitting Report:   
 6. Date Completed: **22-Oct-19**

| Line No.<br>(a) | Supplier Name<br>(b)     | Mine Location<br>(c) | Shipping Point<br>(d) | Transport Mode<br>(e) | Tons<br>(f) | Effective Purchase Price<br>(\$/Ton)<br>(g) | Additional Shorthaul & Loading Charges<br>(\$/Ton)<br>(h) | Rail Charges                 |                                       | Waterborne Charges                  |                                       |                                     |  | Other Related Charges<br>(\$/Ton)<br>(o) | Total Transportation Charges<br>(\$/Ton)<br>(p) | FOB Plant Price<br>(\$/Ton)<br>(q) |
|-----------------|--------------------------|----------------------|-----------------------|-----------------------|-------------|---|---|------------------------------|---------------------------------------|-------------------------------------|---------------------------------------|-------------------------------------|--|--|---|------------------------------------|
|                 |                          |                      |                       |                       |             |   |   | Rail Rate<br>(\$/Ton)<br>(i) | Other Rail Charges<br>(\$/Ton)<br>(j) | River Barge Rate<br>(\$/Ton)<br>(k) | Trans-loading Rate<br>(\$/Ton)<br>(l) | Ocean Barge Rate<br>(\$/Ton)<br>(m) | Other Water Charges<br>(\$/Ton)<br>(n) |  |   |                                    |
| (1)             | PEABODY COALSALES, LLC   | 19/WY/5              | CABALLO JUNCTI        | UR                    | 27,173.86   | -   | -   | -                            | -                                     | -                                   | -                                     | -                                   | -                                      | -  | -   | 42.038                             |
| (2)             | BUCKSKIN MINING COMPANY  | 19/WY/5              | BUCKSKIN JUNCT        | UR                    | 31,730.79   | -   | -   | -                            | -                                     | -                                   | -                                     | -                                   | -                                      | -  | -   | 41.537                             |
| (3)             | PEABODY COALSALES, LLC   | 19/WY/5              | CABALLO JUNCTI        | UR                    | 111,627.36  | -   | -   | -                            | -                                     | -                                   | -                                     | -                                   | -                                      | -  | -   | 42.141                             |
| (4)             | PEABODY COALSALES, LLC   | 19/WY/5              | NARM JUNCTION,        | UR                    | 9,653.03    | -   | -   | -                            | -                                     | -                                   | -                                     | -                                   | -                                      | -  | -   | 42.158                             |
| (5)             | ARCH COAL SALES COMPANY, | 19/WY/5              | COAL CREEK, WY        | UR                    | 12,785.36   | -   | -   | -                            | -                                     | -                                   | -                                     | -                                   | -                                      | -  | -   | 42.040                             |
| (6)             | BUCKSKIN MINING COMPANY  | 19/WY/5              | BUCKSKIN JUNCT        | UR                    | 15,929.10   | -   | -   | -                            | -                                     | -                                   | -                                     | -                                   | -                                      | -  | -   | 41.540                             |