



David M. Lee  
Senior Attorney  
Florida Power & Light Company  
700 Universe Boulevard  
Juno Beach, FL 33408-0420  
(561) 691-7263  
(561) 691-7135 (Facsimile)  
E-mail: david.lee@fpl.com

April 30, 2020

**-VIA ELECTRONIC FILING -**

Adam Teitzman  
Commission Clerk  
Florida Public Service Commission  
2540 Shumard Oak Blvd.  
Tallahassee, FL 32399-0850

**Re: Docket No. 20200001-EI – FPL’s First Quarter 2020 423 Fuel Filing**

Dear Mr. Teitzman:

Enclosed for filing are copies of the following monthly fuel reports for Florida Power & Light Company:

- (a) FPSC Forms 423-1, 423-1(a), and 423-1(b) for Florida Power & Light Company for the months of January, February and March 2020; and
- (b) FPSC Forms 423-2, 423-2(a), and 423-2(b) for Plant Scherer for the months of January, February and March 2020.

FPL’s Request for Confidential Classification of the information removed from FPL’s March FPSC Form 423-1(a) and Plant Scherer January, February and March FPSC Forms 423-2, 423-2(a) and 423-2(b) is being filed under separate cover.

Should you have any questions regarding this filing, please contact me.

Sincerely,

s/ David M. Lee  
David M. Lee

Attachments  
cc: Counsel for Parties of Record (w/ attachments)

**CERTIFICATE OF SERVICE**

**Docket No. 20200001-EI**

I **HEREBY CERTIFY** that copies of foregoing have been served via electronic mail to the parties listed below on this 30th day of April 2020 to the following:

Suzanne Brownless  
Division of Legal Services  
**Florida Public Service Commission**  
2540 Shumard Oak Blvd.  
Tallahassee, Florida 32399-0850  
sbrownle@psc.state.fl.us

Dianne M. Triplett  
299 First Avenue North  
St. Petersburg, Florida 33701  
dianne.triplett@duke-energy.com

Matthew R. Bernier  
Duke Energy Florida  
106 East College Avenue, Suite 800  
Tallahassee, Florida 32301  
matthew.bernier@duke-energy.com  
FLRegulatoryLegal@duke-energy.com  
**Attorneys for Duke Energy Florida**

Beth Keating  
Gunster Law Firm  
215 South Monroe Street, Suite 601  
Tallahassee, Florida 32301-1804  
bkeating@gunster.com  
**Attorneys for Florida Public Utilities Company**

Mike Cassel  
Director Regulatory Affairs  
**Florida Public Utilities Company**  
208 Wildlight Avenue  
Yulee, Florida 32097  
mcassel@fpuc.com

Jon C. Moyle  
Moyle Law Firm, P.A.  
118 N. Gadsden St.

J.R. Kelly  
Patricia A. Christensen  
Charles J. Rehwinkel  
Thomas A. (Tad) David  
Mireille Fall-Fry  
Stephanie Morse  
**Office of Public Counsel**  
c/o The Florida Legislature  
111 West Madison St., Room 812  
Tallahassee, FL 32399-1400  
kelly.jr@leg.state.fl.us  
christensen.patty@leg.state.fl.us  
rehwinkel.charles@leg.state.fl.us  
david.tad@leg.state.fl.us  
fall-fry.mireille@leg.state.fl.us  
morse.stephanie@leg.state.fl.us

James D. Beasley  
J. Jeffrey Wahlen  
Malcolm N. Means  
Ausley & McMullen  
P.O. Box 391  
Tallahassee, Florida 32302  
jbeasley@ausley.com  
jwahlen@ausley.com  
mmeans@ausley.com  
**Attorneys for Tampa Electric Company**

Paula K. Brown, Manager  
**Tampa Electric Company**  
Regulatory Coordinator  
Post Office Box 111  
Tampa, Florida 33601-0111  
regdept@tecoenergy.com

James W. Brew  
Laura A. Wynn  
Stone Mattheis Xenopoulos & Brew, PC

Tallahassee, Florida 32301  
jmoyle@moylelaw.com  
mqualls@moylelaw.com  
**Attorneys for Florida Industrial Power  
Users Group**

Russell A. Badders  
Vice President & Associate General Counsel  
One Energy Place, Bin 100  
Pensacola, FL 32520-0100  
russell.badders@nexteraenergy.com  
Telephone: (850) 444-6550  
**Attorneys for Gulf Power Company**

1025 Thomas Jefferson Street, NW  
Eighth Floor, West Tower  
Washington, DC 20007-5201  
jbrew@smxblaw.com  
lwb@smxblaw.com  
**Attorneys for White Springs Agricultural  
Chemicals, Inc. d/b/a PCS Phosphate -  
White Springs**

By: s/ David M. Lee  
David M. Lee  
Florida Bar No. 103152

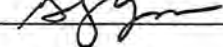
FPSC FORM NO. 423-1

1. REPORTING MONTH: JAN YEAR: 2020

2. REPORTING COMPANY: FLORIDA POWER LIGHT COMPANY

MONTHLY REPORT OF COST AND QUALITY OF FUEL OIL FOR ELECTRIC PLANTS  
ORIGIN, VOLUME, DELIVERED PRICE AND AS RECEIVED QUANTITY

3. NAME, TITLE TELEPHONE NUMBER OF CONTACT PERSON CONCERNING DATA  
SUBMITTED ON THIS FORM: RENAE DEATON, REGULATORY AFFAIRS, (561) 691-2839

4. SIGNATURE OF OFFICIAL SUBMITTING REPORT: 

5. DATE COMPLETED: 04/14/2020

LINE NO	PLANT	SUPPLIER	SHIPPING POINT	PURCHASE TYPE	DELIVERY LOCATION	DELIVERY DATE	TYPE OIL	SULFUR (%)	BTU CONTENT (BTU / GAL)	VOLUME (BBL)	DELIVERED PRICE (\$/BBL)
------------	-------	----------	----------------	------------------	----------------------	------------------	-------------	------------	-------------------------------	-----------------	--------------------------------

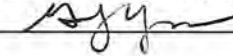
MONTHLY REPORT OF COST AND QUALITY OF FUEL OIL FOR ELECTRIC PLANTS  
 DETAIL OF INVOICE AND TRANSPORTATION CHARGES

FPSC FORM NO. 423-1 (a)

1. REPORTING MONTH: JAN YEAR: 2020

2. REPORTING COMPANY: FLORIDA POWER LIGHT COMPANY

3. NAME, TITLE TELEPHONE NUMBER OF CONTACT PERSON CONCERNING DATA  
 SUBMITTED ON THIS FORM: RENAE DEATON, REGULATORY AFFAIRS, (561) 691-2839

4. SIGNATURE OF OFFICIAL SUBMITTING REPORT: 

5. DATE COMPLETED: 04/14/2020

(A)	(B)	(C)	(D)	(E)	(F)	(G)	(H)	(I)	(J)	(K)	(L)	(M)	(N)	(O)	(P)	(Q)	(R)
LINE NO.	PLANT	SUPPLIER	DELIVERY LOCATION	DELIVERY DATE	TYPE OIL	VOLUME (BBL)	INVOICE PRICE (\$/BBL)	INVOICE AMOUNT (\$)	DISCOUNT (\$)	NET AMOUNT (\$)	NET PRICE (\$/BBL)	QUALITY ADJUST. (\$/BBL)	EFFECTIVE PUR PRICE (\$/BBL)	TRANSP TO TERM (\$/BBL)	ADDITIONAL TRANS CHGS (\$/BBL)	OTHER CHGS (\$/BBL)	DELIVERED PRICE (\$/BBL)



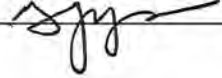
FPSC FORM NO. 423-1

1. REPORTING MONTH: FEB YEAR: 2020

2. REPORTING COMPANY: FLORIDA POWER LIGHT COMPANY

MONTHLY REPORT OF COST AND QUALITY OF FUEL OIL FOR ELECTRIC PLANTS  
ORIGIN, VOLUME, DELIVERED PRICE AND AS RECEIVED QUANTITY

3. NAME, TITLE TELEPHONE NUMBER OF CONTACT PERSON CONCERNING DATA  
SUBMITTED ON THIS FORM: RENAE DEATON, REGULATORY AFFAIRS, (561) 691-2839

4. SIGNATURE OF OFFICIAL SUBMITTING REPORT:  \_\_\_\_\_

5. DATE COMPLETED: 04/14/2020

LINE NO	PLANT	SUPPLIER	SHIPPING POINT	PURCHASE TYPE	DELIVERY LOCATION	DELIVERY DATE	TYPE OIL	SULFUR (%)	BTU CONTENT (BTU / GAL)	VOLUME (BBL)	DELIVERED PRICE (\$/BBL)
------------	-------	----------	----------------	------------------	----------------------	------------------	-------------	------------	-------------------------------	-----------------	--------------------------------


MONTHLY REPORT OF COST AND QUALITY OF FUEL OIL FOR ELECTRIC PLANTS  
 DETAIL OF INVOICE AND TRANSPORTATION CHARGES

FPSC FORM NO. 423-1 (a)

1. REPORTING MONTH: FEB YEAR: 2020

2. REPORTING COMPANY: FLORIDA POWER LIGHT COMPANY

3. NAME, TITLE TELEPHONE NUMBER OF CONTACT PERSON CONCERNING DATA  
 SUBMITTED ON THIS FORM: RENAE DEATON, REGULATORY AFFAIRS, (561) 691-2839

4. SIGNATURE OF OFFICIAL SUBMITTING REPORT: 

5. DATE COMPLETED: 04/14/2020

(A)	(B)	(C)	(D)	(E)	(F)	(G)	(H)	(I)	(J)	(K)	(L)	(M)	(N)	(O)	(P)	(Q)	(R)
LINE NO.	PLANT	SUPPLIER	DELIVERY LOCATION	DELIVERY DATE	TYPE OIL	VOLUME (BBL)	INVOICE PRICE (\$/BBL)	INVOICE AMOUNT (\$)	DISCOUNT (\$)	NET AMOUNT (\$)	NET PRICE (\$/BBL)	QUALITY ADJUST. (\$/BBL)	EFFECTIVE PUR PRICE (\$/BBL)	TRANSP TO TERM (\$/BBL)	ADDITIONAL TRANS CHGS (\$/BBL)	OTHER CHGS (\$/BBL)	DELIVERED PRICE (\$/BBL)




FPSC FORM NO. 423-1(b)

MONTHLY REPORT OF COST AND QUALITY OF FUEL OIL FOR ELECTRIC PLANTS  
 REPORT OF ADJUSTMENTS TO PREVIOUS OIL DELIVERIES

1. REPORTING MONTH: FEB YEAR: 2020

3. NAME, TITLE, & TELEPHONE NUMBER OF CONTACT PERSON CONCERNING DATA  
 SUBMITTED ON THIS FORM: RENAE DEATON, REGULATORY AFFAIRS, (561) 691-2839

2. REPORTING COMPANY: FLORIDA POWER & LIGHT COMPANY

4. SIGNATURE OF OFFICIAL SUBMITTING REPORT: 


5. DATE COMPLETED: 04/14/2020

LINE NO.	MONTH REPORTED	FORM PLANT NAME	SUPPLIER	ORIGINAL LINE NUMBER	OLD VOLUME (BBL)	FORM NO.	COLUMN DESIGNATOR & TITLE	OLD VALUE	NEW VALUE	NEW DELIVERED PRICE (\$/BBL)	REASON FOR REVISION
(A)	(B)	(C)	(D)	(E)	(F)	(G)	(H)	(I)	(J)	(K)	(L)

1 NONE

1. REPORTING MONTH: MAR YEAR: 2020  
2. REPORTING COMPANY: FLORIDA POWER LIGHT COMPANY

MONTHLY REPORT OF COST AND QUALITY OF FUEL OIL FOR ELECTRIC PLANTS  
ORIGIN, VOLUME, DELIVERED PRICE AND AS RECEIVED QUANTITY

3. NAME, TITLE TELEPHONE NUMBER OF CONTACT PERSON CONCERNING DATA  
SUBMITTED ON THIS FORM: RENAE DEATON, REGULATORY AFFAIRS, (561) 691-2839  
4. SIGNATURE OF OFFICIAL SUBMITTING REPORT:   
5. DATE COMPLETED: 04/14/2020

LINE NO	PLANT	SUPPLIER	SHIPPING POINT	PURCHASE TYPE	DELIVERY LOCATION	DELIVERY DATE	TYPE OIL	SULFUR (%)	BTU CONTENT (BTU / GAL)	VOLUME (BBL)	DELIVERED PRICE (\$/BBL)
1	LAUDERDALE GT S	TOC	NA-TRUCK DELIVERY			03/15/2020	F03	N/A	N/A	9805	57.1625

MONTHLY REPORT OF COST AND QUALITY OF FUEL OIL FOR ELECTRIC PLANTS  
 DETAIL OF INVOICE AND TRANSPORTATION CHARGES

FPSC FORM NO. 423-1 (a)

1. REPORTING MONTH: MAR YEAR: 2020

2. REPORTING COMPANY: FLORIDA POWER LIGHT COMPANY

3. NAME, TITLE TELEPHONE NUMBER OF CONTACT PERSON CONCERNING DATA  
 SUBMITTED ON THIS FORM: RENAE DEATON, REGULATORY AFFAIRS, (561) 691-2839

4. SIGNATURE OF OFFICIAL SUBMITTING REPORT: 

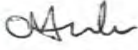
5. DATE COMPLETED: 04/14/2020

(A)	(B)	(C)	(D)	(E)	(F)	(G)	(H)	(I)	(J)	(K)	(L)	(M)	(N)	(O)	(P)	(Q)	(R)
LINE NO.	PLANT	SUPPLIER	DELIVERY LOCATION	DELIVERY DATE	TYPE OIL	VOLUME (BBL)	INVOICE PRICE (\$/BBL)	INVOICE AMOUNT (\$)	DISCOUNT (\$)	NET AMOUNT (\$)	NET PRICE (\$/BBL)	QUALITY ADJUST. (\$/BBL)	EFFECTIVE PUR PRICE (\$/BBL)	TRANSP TO TERM (\$/BBL)	ADDITIONAL TRANS CHGS (\$/BBL)	OTHER CHGS (\$/BBL)	DELIVERED PRICE (\$/BBL)
1	GFL	TOC		03/15/2020	F03	9805								0.0000			57.1625

**EDITED COPY**



**MONTHLY REPORT OF COST AND QUALITY OF COAL FOR ELECTRIC PLANTS  
ORIGIN, TONNAGE, DELIVERED PRICE, AND AS RECEIVED QUALITY**

- |                       |  |       |             |   |
|-----------------------|--|-------|-------------|---|
| 1. Reporting Month:   | <b>January</b>                           | Year: | <b>2020</b> | 4. Name, Title & Telephone Number of Contact Person Concerning Data<br>Submitted on this Form: Renae Deaton<br>561 691-2839     |
| 2. Reporting Company: | <b>FLORIDA POWER &amp; LIGHT COMPANY</b> |       |             | 5. Signature of Official Submitting Report:  |
| 3. Plant Name:        | <b>R.W.SCHERER</b>                       |       |             | 6. Date Completed: <b>14-Apr-20</b>   |

<u>Line No.</u> (a)	<u>Supplier Name</u> (b)	<u>Mine Location</u> (c)	<u>Purchase Type</u> (d)	<u>Transport Mode</u> (e)	<u>Tons</u> (f)	<u>Purchase Price (\$/Ton)</u> (g)	<u>Effective Transport Charges (\$/Ton)</u> (h)	<u>Total FOB Plant Price (\$/Ton)</u> (i)	<u>Sulfur Content (%)</u> (j)	<u>Btu Content (Btu/lb)</u> (k)	<u>Ash Content (%)</u> (l)	<u>Moisture Content (%)</u> (m)
(1)	PEABODY COALSALES, LLC	19/WY/5	S	UR	20,422.47			42.107	0.34	8,598	5.22	28.78
(2)	PEABODY COALSALES, LLC	19/WY/5	S	UR	4,546.79			42.991	0.15	8,640	4.10	28.73
(3)	BUCKSKIN MINING CO.	19/WY/5	S	UR	4,085.90			41.891	0.24	8,501	4.36	29.63
(4)	BUCKSKIN MINING CO.	19/WY/5	S	UR	11,233.92			42.969	0.30	8,304	4.88	30.61
(5)	KENNECOTT	19/WY/5	S	UR	15,895.72			43.470	0.28	8,384	5.48	29.66
(6)	PEABODY COALSALES, LLC	19/WY/5	S	UR	12,661.97			44.424	0.24	8,540	4.54	28.69
(7)	PEABODY COALSALES, LLC	19/WY/5	S	UR	42,709.74			43.509	0.32	8,505	5.25	29.18

**MONTHLY REPORT OF COST AND QUALITY OF COAL FOR ELECTRIC PLANTS  
DETAILED PURCHASED COAL INVOICE INFORMATION**

- |                       |  |       |             |   |
|-----------------------|--|-------|-------------|---|
| 1. Reporting Month:   | <u>January</u>                           | Year: | <u>2020</u> | 4. Name, Title & Telephone Number of Contact Person Concerning Data<br>Submitted on this Form: Renae Deaton<br>561 691-2839     |
| 2. Reporting Company: | <b>FLORIDA POWER &amp; LIGHT COMPANY</b> |       |             | 5. Signature of Official Submitting Report:  |
| 3. Plant Name:        | <b>R.W.SCHERER</b>                       |       |             | 6. Date Completed: <u>14-Apr-20</u>   |

<u>Line No.</u> (a)	<u>Supplier Name</u> (b)	<u>Mine Location</u> (c)	<u>Purch. Type</u> (d)	<u>Tons</u> (e)	<u>FOB Mine Price (\$/Ton)</u> (f)	<u>Shorthaul &amp; Loading Charges (\$/Ton)</u> (g)	<u>Original Invoice Price (\$/Ton)</u> (h)	<u>Retroactive Price Increase (\$/Ton)</u> (i)	<u>Base Price (\$/Ton)</u> (j)	<u>Quality Adjustments (\$/Ton)</u> (k)	<u>Effective Purchase Price (\$/Ton)</u> (l)
(1)	PEABODY COALSALES, LLC	19/WY/5	S	20,422.47		0.130		-		0.102	
(2)	PEABODY COALSALES, LLC	19/WY/5	S	4,546.79		0.130		-		(0.103)	
(3)	BUCKSKIN MINING CO.	19/WY/5	S	4,085.90		0.145		-		(0.226)	
(4)	BUCKSKIN MINING CO.	19/WY/5	S	11,233.92		0.125		-		(0.488)	
(5)	KENNECOTT	19/WY/5	S	15,895.72		0.149		-		(0.029)	
(6)	PEABODY COALSALES, LLC	19/WY/5	S	12,661.97		0.131		-		(0.306)	
(7)	PEABODY COALSALES, LLC	19/WY/5	S	42,709.74		0.131		-		0.009	

**MONTHLY REPORT OF COST AND QUALITY OF COAL FOR ELECTRIC PLANTS  
DETAILED TRANSPORTATION INVOICE INFORMATION**

1. Reporting Month: **January** Year: **2020**  
 2. Reporting Company: **FLORIDA POWER & LIGHT COMPANY**  
 3. Plant Name: **R.W.SCHERER**  
 4. Name, Title & Telephone Number of Contact Person Concerning Data Submitted on this Form: **Renae Deaton 561 691-2839**  
 5. Signature of Official Submitting Report: *[Signature]*  
 6. Date Completed: **14-Apr-20**

Line No. (a)	Supplier Name (b)	Mine Location (c)	Shipping Point (d)	Transport Mode (e)	Tons (f)	Effective Purchase Price (\$/Ton) (g)	Additional Shorthaul & Loading Charges (\$/Ton) (h)	Rail Charges		Waterborne Charges				Other Related Charges (\$/Ton) (o)	Total Transportation Charges (\$/Ton) (p)	FOB Plant Price (\$/Ton) (q)
								Rail Rate (\$/Ton) (i)	Other Rail Charges (\$/Ton) (j)	River Barge Rate (\$/Ton) (k)	Trans-loading Rate (\$/Ton) (l)	Ocean Barge Rate (\$/Ton) (m)	Other Water Charges (\$/Ton) (n)			
(1)	PEABODY COALSALES, LLC	19/WY/5	CABALLO JUNCTION, WY	UR	20,422.47	-	-	-	-	-	-	-	-	-	42.107	
(2)	PEABODY COALSALES, LLC	19/WY/5	NARM JUNCTION, WY	UR	4,546.79	-	-	-	-	-	-	-	-	-	42.991	
(3)	BUCKSKIN MINING CO.	19/WY/5	BUCKSKIN JUNCTION, WY	UR	4,085.90	-	-	-	-	-	-	-	-	-	41.891	
(4)	BUCKSKIN MINING CO.	19/WY/5	BUCKSKIN JUNCTION, WY	UR	11,233.92	-	-	-	-	-	-	-	-	-	42.969	
(5)	KENNECOTT	19/WY/5	CORDERO	UR	15,895.72	-	-	-	-	-	-	-	-	-	43.470	
(6)	PEABODY COALSALES, LLC	19/WY/5	NARM JUNCTION, WY	UR	12,661.97	-	-	-	-	-	-	-	-	-	44.424	
(7)	PEABODY COALSALES, LLC	19/WY/5	CABALLO	UR	42,709.74	-	-	-	-	-	-	-	-	-	43.509	

**MONTHLY REPORT OF COST AND QUALITY OF COAL FOR ELECTRIC PLANTS  
ORIGIN, TONNAGE, DELIVERED PRICE, AND AS RECEIVED QUALITY**

1. Reporting Month: **February** Year: **2020**

2. Reporting Company: **FLORIDA POWER & LIGHT COMPANY**

3. Plant Name: **R.W.SCHERER**

4. Name, Title & Telephone Number of Contact Person Concerning Data Submitted on this Form: **Rena Deaton**  
561 691-2839

5. Signature of Official Submitting Report: 

6. Date Completed: **14-Apr-20**

<u>Line No.</u> (a)	<u>Supplier Name</u> (b)	<u>Mine Location</u> (c)	<u>Purchase Type</u> (d)	<u>Transport Mode</u> (e)	<u>Tons</u> (f)	<u>Purchase Price (\$/Ton)</u> (g)	<u>Effective Transport Charges (\$/Ton)</u> (h)	<u>Total FOB Plant Price (\$/Ton)</u> (i)	<u>Sulfur Content (%)</u> (j)	<u>Btu Content (Btu/lb)</u> (k)	<u>Ash Content (%)</u> (l)	<u>Moisture Content (%)</u> (m)
(1)	BUCKSKIN MINING CO.	19/WY/5	S	UR	5,615.71			43.191	0.33	8,347	5.33	29.48
(2)	KENNECOTT	19/WY/5	S	UR	5,287.09			43.503	0.34	8,545	5.71	28.13
(3)	PEABODY COALSALES, LLC	19/WY/5	S	UR	6,378.01			44.856	0.18	8,736	4.25	27.81
(4)	PEABODY COALSALES, LLC	19/WY/5	S	UR	21,361.01			43.581	0.32	8,584	4.94	28.83
(5)	PEABODY COALSALES, LLC	19/WY/5	S	UR	15,814.46			43.350	0.36	8,480	5.01	29.64



**MONTHLY REPORT OF COST AND QUALITY OF COAL FOR ELECTRIC PLANTS  
DETAILED PURCHASED COAL INVOICE INFORMATION**

1. Reporting Month: **February** Year: **2020**

2. Reporting Company: **FLORIDA POWER & LIGHT COMPANY**

3. Plant Name: **R.W.SCHERER**

4. Name, Title & Telephone Number of Contact Person Concerning Data Submitted on this Form: **Renae Deaton**  
**561 691-2839**


5. Signature of Official Submitting Report: *[Signature]*

6. Date Completed: **14-Apr-20**

<u>Line No.</u> (a)	<u>Supplier Name</u> (b)	<u>Mine Location</u> (c)	<u>Purch. Type</u> (d)	<u>Tons</u> (e)	<u>FOB Mine Price (\$/Ton)</u> (f)	<u>Shorthaul &amp; Loading Charges (\$/Ton)</u> (g)	<u>Original Invoice Price (\$/Ton)</u> (h)	<u>Retroactive Price Increase (\$/Ton)</u> (i)	<u>Base Price (\$/Ton)</u> (j)	<u>Quality Adjustments (\$/Ton)</u> (k)	<u>Effective Purchase Price (\$/Ton)</u> (l)
(1)	BUCKSKIN MINING CO.	19/WY/5	S	5,615.71		0.125		-		(0.269)	
(2)	KENNECOTT	19/WY/5	S	5,287.09		0.149		-		(0.029)	
(3)	PEABODY COALSALES, LLC	19/WY/5	S	6,378.01		0.130		-		0.238	
(4)	PEABODY COALSALES, LLC	19/WY/5	S	21,361.01		0.131		-		0.085	
(5)	PEABODY COALSALES, LLC	19/WY/5	S	15,814.46		0.131		-		(0.100)	

**MONTHLY REPORT OF COST AND QUALITY OF COAL FOR ELECTRIC PLANTS  
DETAILED TRANSPORTATION INVOICE INFORMATION**

1. Reporting Month: **February** Year: **2020**  
 2. Reporting Company: **FLORIDA POWER & LIGHT COMPANY**  
 3. Plant Name: **R.W.SCHERER**

4. Name, Title & Telephone Number of Contact Person Concerning Data Submitted on this Form: **Rena Deaton**  
 561 691-2839  
 5. Signature of Official Submitting Report:   
 6. Date Completed: **14-Apr-20**

Line No. (a)	Supplier Name (b)	Mine Location (c)	Shipping Point (d)	Transport Mode (e)	Tons (f)	Effective Purchase Price (\$/Ton) (g)	Additional Shorthaul & Loading Charges (\$/Ton) (h)	Rail Charges		Waterborne Charges				Other Related Charges (\$/Ton) (o)	Total Transportation Charges (\$/Ton) (p)	FOB Plant Price (\$/Ton) (q)
								Rail Rate (\$/Ton) (i)	Other Rail Charges (\$/Ton) (j)	River Barge Rate (\$/Ton) (k)	Trans-loading Rate (\$/Ton) (l)	Ocean Barge Rate (\$/Ton) (m)	Other Water Charges (\$/Ton) (n)			
(1)	BUCKSKIN MINING CO.	19/WY/5	BUCKSKIN JUNCTION, WY	UR	5,615.71	-	-	-	-	-	-	-	-	-	-	43.191
(2)	KENNECOTT	19/WY/5	CORDERO	UR	5,287.09	-	-	-	-	-	-	-	-	-	-	43.503
(3)	PEABODY COALSALES, LLC	19/WY/5	NARM JUNCTION, WY	UR	6,378.01	-	-	-	-	-	-	-	-	-	-	44.856
(4)	PEABODY COALSALES, LLC	19/WY/5	CABALLO	UR	21,361.01	-	-	-	-	-	-	-	-	-	-	43.581
(5)	PEABODY COALSALES, LLC	19/WY/5	CABALLO	UR	15,814.46	-	-	-	-	-	-	-	-	-	-	43.350

**MONTHLY REPORT OF COST AND QUALITY OF COAL FOR ELECTRIC PLANTS  
ORIGIN, TONNAGE, DELIVERED PRICE, AND AS RECEIVED QUALITY**

- |                       |  |       |             |   |
|-----------------------|--|-------|-------------|---|
| 1. Reporting Month:   | <b>March</b>                             | Year: | <b>2020</b> | 4. Name, Title & Telephone Number of Contact Person Concerning Data<br>Submitted on this Form: Renae Deaton<br>561 691-2839     |
| 2. Reporting Company: | <b>FLORIDA POWER &amp; LIGHT COMPANY</b> |       |             | 5. Signature of Official Submitting Report:  |
| 3. Plant Name:        | <b>R.W.SCHERER</b>                       |       |             | 6. Date Completed: <b>14-Apr-20</b>   |

<u>Line No.</u> (a)	<u>Supplier Name</u> (b)	<u>Mine Location</u> (c)	<u>Purchase Type</u> (d)	<u>Transport Mode</u> (e)	<u>Tons</u> (f)	<u>Purchase Price (\$/Ton)</u> (g)	<u>Effective Transport Charges (\$/Ton)</u> (h)	<u>Total FOB Plant Price (\$/Ton)</u> (i)	<u>Sulfur Content (%)</u> (j)	<u>Btu Content (Btu/lb)</u> (k)	<u>Ash Content (%)</u> (l)	<u>Moisture Content (%)</u> (m)
(1)	KENNECOTT	19/WY/5	S	UR	5,255.72			43.608	0.29	8,437	5.00	29.86
(2)	PEABODY COALSALLES, LLC	19/WY/5	S	UR	12,713.84			44.814	0.21	8,802	4.45	27.14
(3)	PEABODY COALSALLES, LLC	19/WY/5	S	UR	5,343.45			43.566	0.33	8,571	5.27	28.46
(4)	PEABODY COALSALLES, LLC	19/WY/5	S	UR	31,758.11			43.438	0.32	8,544	4.99	29.08

**MONTHLY REPORT OF COST AND QUALITY OF COAL FOR ELECTRIC PLANTS  
DETAILED PURCHASED COAL INVOICE INFORMATION**

- |                       |                               |                   |   |
|-----------------------|-------------------------------|-------------------|---|
| 1. Reporting Month:   | <u>March</u>                  | Year: <u>2020</u> | 4. Name, Title & Telephone Number of Contact Person Concerning Data<br>Submitted on this Form: Renae Deaton<br>561 691-2839     |
| 2. Reporting Company: | FLORIDA POWER & LIGHT COMPANY |                   |   |
| 3. Plant Name:        | R.W.SCHERER                   |                   |   |
|                       |                               |                   | 5. Signature of Official Submitting Report:  |
|                       |                               |                   | 6. Date Completed: 14-Apr-20  |

<u>Line No.</u> (a)	<u>Supplier Name</u> (b)	<u>Mine Location</u> (c)	<u>Purch. Type</u> (d)	<u>Tons</u> (e)	<u>FOB Mine Price (\$/Ton)</u> (f)	<u>Shorthaul &amp; Loading Charges (\$/Ton)</u> (g)	<u>Original Invoice Price (\$/Ton)</u> (h)	<u>Retroactive Price Increase (\$/Ton)</u> (i)	<u>Base Price (\$/Ton)</u> (j)	<u>Quality Adjustments (\$/Ton)</u> (k)	<u>Effective Purchase Price (\$/Ton)</u> (l)
(1)	KENNECOTT	19/WY/5	S	5,255.72		0.150		-		(0.015)	
(2)	PEABODY COALSALES, LLC	19/WY/5	S	12,713.84		0.130		-		0.214	
(3)	PEABODY COALSALES, LLC	19/WY/5	S	5,343.45		0.131		-		0.079	
(4)	PEABODY COALSALES, LLC	19/WY/5	S	31,758.11		0.131		-		0.049	

**MONTHLY REPORT OF COST AND QUALITY OF COAL FOR ELECTRIC PLANTS  
DETAILED TRANSPORTATION INVOICE INFORMATION**

1. Reporting Month: **March** Year: **2020**  
 2. Reporting Company: **FLORIDA POWER & LIGHT COMPANY**  
 3. Plant Name: **R.W.SCHERER**  
 4. Name, Title & Telephone Number of Contact Person Concerning Data Submitted on this Form: **Renae Deaton**  
 561 691-2839  
 5. Signature of Official Submitting Report: *[Signature]*  
 6. Date Completed: **14-Apr-20**

Line No. (a)	Supplier Name (b)	Mine Location (c)	Shipping Point (d)	Transport Mode (e)	Tons (f)	Effective Purchase Price (\$/Ton) (g)	Additional Shorthaul & Loading Charges (\$/Ton) (h)	Rail Charges		Waterborne Charges				Other Related Charges (\$/Ton) (o)	Total Transportation Charges (\$/Ton) (p)	FOB Plant Price (\$/Ton) (q)
								Rail Rate (\$/Ton) (i)	Other Rail Charges (\$/Ton) (j)	River Barge Rate (\$/Ton) (k)	Trans-loading Rate (\$/Ton) (l)	Ocean Barge Rate (\$/Ton) (m)	Other Water Charges (\$/Ton) (n)			
(1)	KENNECOTT	19/WY/5	CORDERO	UR	5,255.72	-	-	-	-	-	-	-	-	-	-	43.608
(2)	PEABODY COALSALLES, LLC	19/WY/5	NARM JUNCTION, WY	UR	12,713.84	-	-	-	-	-	-	-	-	-	-	44.814
(3)	PEABODY COALSALLES, LLC	19/WY/5	CABALLO	UR	5,343.45	-	-	-	-	-	-	-	-	-	-	43.566
(4)	PEABODY COALSALLES, LLC	19/WY/5	CABALLO	UR	31,758.11	-	-	-	-	-	-	-	-	-	-	43.438