



David M. Lee
Senior Attorney
Florida Power & Light Company
700 Universe Boulevard
Juno Beach, FL 33408-0420
(561) 691-7263
(561) 691-7135 (Facsimile)
E-mail: david.lee@fpl.com

October 30, 2020

-VIA ELECTRONIC FILING -

Adam Teitzman
Commission Clerk
Florida Public Service Commission
2540 Shumard Oak Blvd.
Tallahassee, FL 32399-0850

Re: Docket No. 20200001-EI

Dear Mr. Teitzman:

Enclosed for filing are copies of the following monthly fuel reports for Florida Power & Light Company:

- (a) FPSC Forms 423-1, 423-1(a), and 423-1(b) for Florida Power & Light Company for the months of July, August and September 2020; and
- (b) FPSC Forms 423-2, 423-2(a) and 423-2(b) for Plant Scherer for the months of July, August and September 2020.

FPL's Request for Confidential Classification of the information removed from FPL FPSC Form 423-1(a) and Plant Scherer FPSC Forms 423-2, 423-2(a) and 423-2(b) is being filed under separate cover.

Should you have any questions regarding this filing, please contact me.

Sincerely,

s/ David M. Lee
David M. Lee

Attachments

cc: Counsel for Parties of Record (w/ attachments)

CERTIFICATE OF SERVICE
Docket No. 20200001-EI

I **HEREBY CERTIFY** that copies of Florida Power & Light Company Forms 423-1, 423-1(a), and 423-1(b) and copies of Plant Scherer forms 423-2, 423-2(a) and 423-2(b) for the months of July, August and September 2020 have been served via electronic mail to the parties listed below on this 30th day of October 2020 to the following:

Suzanne Brownless
Division of Legal Services
Florida Public Service Commission
2540 Shumard Oak Blvd.
Tallahassee, Florida 32399-0850
sbrownle@psc.state.fl.us

Dianne M. Triplett
299 First Avenue North
St. Petersburg, Florida 33701
dianne.triplett@duke-energy.com

Matthew R. Bernier
Duke Energy Florida
106 East College Avenue, Suite 800
Tallahassee, Florida 32301
matthew.bernier@duke-energy.com
FLRegulatoryLegal@duke-energy.com
Attorneys for Duke Energy Florida

Beth Keating
Gunster Law Firm
215 South Monroe Street, Suite 601
Tallahassee, Florida 32301-1804
bkeating@gunster.com
Attorneys for Florida Public Utilities Company

Mike Cassel
Director Regulatory Affairs
Florida Public Utilities Company
208 Wildlight Avenue
Yulee, Florida 32097
mcassel@fpuc.com

J.R. Kelly
Patricia A. Christensen
Charles J. Rehwinkel
Thomas A. (Tad) David
Mireille Fall-Fry
Stephanie Morse
Office of Public Counsel
c/o The Florida Legislature
111 West Madison St., Room 812
Tallahassee, FL 32399-1400
kelly.jr@leg.state.fl.us
christensen.patty@leg.state.fl.us
rehwinkel.charles@leg.state.fl.us
david.tad@leg.state.fl.us
fall-fry.mireille@leg.state.fl.us
morse.stephanie@leg.state.fl.us

James D. Beasley
J. Jeffrey Wahlen
Malcolm N. Means
Ausley & McMullen
P.O. Box 391
Tallahassee, Florida 32302
jbeasley@ausley.com
jwahlen@ausley.com
mmeans@ausley.com
Attorneys for Tampa Electric Company

Paula K. Brown, Manager
Tampa Electric Company
Regulatory Coordinator
Post Office Box 111
Tampa, Florida 33601-0111
regdept@tecoenergy.com

Jon C. Moyle
Moyle Law Firm, P.A.
118 N. Gadsden St.
Tallahassee, Florida 32301
jmoyle@moylelaw.com
mqualls@moylelaw.com
**Attorneys for Florida Industrial Power
Users Group**

Russell A. Badders
Vice President & Associate General Counsel
One Energy Place, Bin 100
Pensacola, FL 32520-0100
russell.badders@nexteraenergy.com
Telephone: (850) 444-6550
Attorneys for Gulf Power Company

James W. Brew
Laura A. Wynn
Stone Mattheis Xenopoulos & Brew, PC
1025 Thomas Jefferson Street, NW
Eighth Floor, West Tower
Washington, DC 20007-5201
jbrew@smxblaw.com
lwb@smxblaw.com
**Attorneys for White Springs Agricultural
Chemicals, Inc. d/b/a PCS Phosphate -
White Springs**

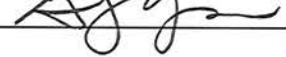
By: s/ David M. Lee
David M. Lee
Florida Bar No. 103152

MONTHLY REPORT OF COST AND QUALITY OF FUEL OIL FOR ELECTRIC PLANTS
ORIGIN, VOLUME, DELIVERED PRICE AND AS RECEIVED QUANTITY

1. REPORTING MONTH: JUL YEAR: 2020

2. REPORTING COMPANY: FLORIDA POWER LIGHT COMPANY

3. NAME, TITLE TELEPHONE NUMBER OF CONTACT PERSON CONCERNING DATA
SUBMITTED ON THIS FORM: RENAE DEATON, REGULATORY AFFAIRS, (561) 691-2839

4. SIGNATURE OF OFFICIAL SUBMITTING REPORT: 

5. DATE COMPLETED: 10/21/2020

LINE NO	PLANT	SUPPLIER	SHIPPING POINT	PURCHASE TYPE	DELIVERY LOCATION	DELIVERY DATE	TYPE OIL	SULFUR (%)	BTU CONTENT (BTU / GAL)	VOLUME (BBLs)	DELIVERED PRICE (\$/BBL)
1	TURKEY POINT UNIT 5	PORT	NA-TRUCK DELIVERY			07/28/2020	F03	N/A	N/A	7526	57.9627
2	MANATEE	SUBURBAN	NA-TRUCK DELIVERY	STC		07/13/2020	PRO	N/A	N/A	36	46.7978

MONTHLY REPORT OF COST AND QUALITY OF FUEL OIL FOR ELECTRIC PLANTS
 DETAIL OF INVOICE AND TRANSPORTATION CHARGES

FPSC FORM NO. 423-1 (a)

1. REPORTING MONTH: JUL YEAR: 2020

2. REPORTING COMPANY: FLORIDA POWER LIGHT COMPANY

3. NAME, TITLE TELEPHONE NUMBER OF CONTACT PERSON CONCERNING DATA
 SUBMITTED ON THIS FORM: RENAE DEATON, REGULATORY AFFAIRS, (561) 691-2839


4. SIGNATURE OF OFFICIAL SUBMITTING REPORT: 

5. DATE COMPLETED: 10/21/2020

(A) LINE NO.	(B) PLANT	(C) SUPPLIER	(D) DELIVERY LOCATION	(E) DELIVERY DATE	(F) TYPE OIL	(G) VOLUME (BBLS)	(H) INVOICE PRICE (\$/BBL)	(I) INVOICE AMOUNT (\$)	(J) DISCOUNT (\$)	(K) NET AMOUNT (\$)	(L) NET PRICE (\$/BBL)	(M) QUALITY ADJUST. (\$/BBL)	(N) EFFECTIVE PUR PRICE (\$/BBL)	(O) TRANSP TO TERM (\$/BBL)	(P) ADDITIONAL TRANS CHGS (\$/BBL)	(Q) OTHER CHGS (\$/BBL)	(R) DELIVERED PRICE (\$/BBL)
1	TP5	PORT		07/28/2020	F03	7526								0.0000			57.9627
2	PMT	SUBURBAN		07/13/2020	PRO	36								0.0000			46.7978




**MONTHLY REPORT OF COST AND QUALITY OF COAL FOR ELECTRIC PLANTS
ORIGIN, TONNAGE, DELIVERED PRICE, AND AS RECEIVED QUALITY**

- | | | | | |
|-----------------------|-------------------------------|-------|------|---|
| 1. Reporting Month: | July | Year: | 2020 | 4. Name, Title & Telephone Number of Contact Person Concerning Data Submitted on this Form: Renae Deaton
561 691-2839 |
| 2. Reporting Company: | FLORIDA POWER & LIGHT COMPANY | | | 5. Signature of Official Submitting Report:  |
| 3. Plant Name: | R.W.SCHERER | | | 6. Date Completed: 15-Oct-20 |

<u>Line No.</u> (a)	<u>Supplier Name</u> (b)	<u>Mine Location</u> (c)	<u>Purchase Type</u> (d)	<u>Transport Mode</u> (e)	<u>Tons</u> (f)	<u>Purchase Price (\$/Ton)</u> (g)	<u>Effective Transport Charges (\$/Ton)</u> (h)	<u>Total FOB Plant Price (\$/Ton)</u> (i)	<u>Sulfur Content (%)</u> (j)	<u>Btu Content (Btu/lb)</u> (k)	<u>Ash Content (%)</u> (l)	<u>Moisture Content (%)</u> (m)
(1)	BUCKSKIN MINING CO.	19/WY/5	S	UR	16,853.47			42.134	0.25	8,380	5.03	29.88
(2)	KENNECOTT	19/WY/5	S	UR	10,535.85			42.493	0.30	8,519	5.15	28.85
(3)	PEABODY COALSALES, LLC	19/WY/5	S	UR	26,475.10			42.510	0.32	8,578	5.15	28.59

**MONTHLY REPORT OF COST AND QUALITY OF COAL FOR ELECTRIC PLANTS
DETAILED PURCHASED COAL INVOICE INFORMATION**


1. Reporting Month: **July** Year: **2020**
 2. Reporting Company: **FLORIDA POWER & LIGHT COMPANY**
 3. Plant Name: **R.W.SCHERER**

4. Name, Title & Telephone Number of Contact Person Concerning Data Submitted on this Form: **Renae Deaton**
561 691-2839
 5. Signature of Official Submitting Report: 
 6. Date Completed: **15-Oct-20**

<u>Line No.</u> (a)	<u>Supplier Name</u> (b)	<u>Mine Location</u> (c)	<u>Purch. Type</u> (d)	<u>Tons</u> (e)	<u>FOB Mine Price (\$/Ton)</u> (f)	<u>Shorthaul & Loading Charges (\$/Ton)</u> (g)	<u>Original Invoice Price (\$/Ton)</u> (h)	<u>Retroactive Price Increase (\$/Ton)</u> (i)	<u>Base Price (\$/Ton)</u> (j)	<u>Quality Adjustments (\$/Ton)</u> (k)	<u>Effective Purchase Price (\$/Ton)</u> (l)
(1)	BUCKSKIN MINING CO.	19/WY/5	S	16,853.47		0.125		-		(0.099)	
(2)	KENNECOTT	19/WY/5	S	10,535.85		0.259		-		0.078	
(3)	PEABODY COALSALES, LLC	19/WY/5	S	26,475.10		0.337		-		0.089	

MONTHLY REPORT OF COST AND QUALITY OF COAL FOR ELECTRIC PLANTS
 DETAILED TRANSPORTATION INVOICE INFORMATION


1. Reporting Month: July Year: 2020
 2. Reporting Company: FLORIDA POWER & LIGHT COMPANY
 3. Plant Name: R.W.SCHERER

4. Name, Title & Telephone Number of Contact Person Concerning Data
 Submitted on this Form: Renae Deaton
 561 691-2839
 5. Signature of Official Submitting Report: 
 6. Date Completed: 15-Oct-20

Line No. (a)	Supplier Name (b)	Mine Location (c)	Shipping Point (d)	Transport Mode (e)	Tons (f)	Effective Purchase Price (\$/Ton) (g)	Additional Shorthaul & Loading Charges (\$/Ton) (h)	Rail Charges		Waterborne Charges				Other Related Charges (\$/Ton) (o)	Total Transportation Charges (\$/Ton) (p)	FOB Plant Price (\$/Ton) (q)
								Rail Rate (\$/Ton) (i)	Other Rail Charges (\$/Ton) (j)	River Barge Rate (\$/Ton) (k)	Trans-loading Rate (\$/Ton) (l)	Ocean Barge Rate (\$/Ton) (m)	Other Water Charges (\$/Ton) (n)			
(1)	BUCKSKIN MINING CO.	19/WY/5	BUCKSKIN JUNCTION, WY	UR	16,853.47	-	-	-	-	-	-	-	-	-	-	42.134
(2)	KENNECOTT	19/WY/5	CORDERO	UR	10,535.85	-	-	-	-	-	-	-	-	-	-	42.493
(3)	PEABODY COALSALES, LLC	19/WY/5	CABALLO	UR	26,475.10	-	-	-	-	-	-	-	-	-	-	42.510

MONTHLY REPORT OF COST AND QUALITY OF FUEL OIL FOR ELECTRIC PLANTS
ORIGIN, VOLUME, DELIVERED PRICE AND AS RECEIVED QUANTITY

1. REPORTING MONTH: AUG YEAR: 2020
2. REPORTING COMPANY: FLORIDA POWER & LIGHT COMPANY

3. NAME, TITLE .TELEPHONE NUMBER OF CONTACT PERSON CONCERNING DATA
SUBMITTED ON THIS FORM: RENAE DEATON, REGULATORY AFFAIRS, (561) 691-2839
4. SIGNATURE OF OFFICIAL SUBMITTING REPORT: 
5. DATE COMPLETED: 10/21/2020


LINE NO	PLANT	SUPPLIER	PURCHASE TYPE	DELIVERY LOCATION	DELIVERY DATE	TYPE OIL	SULFUR (%)	BTU CONTENT (BTU / GAL)	VOLUME (BBLs)	PRICE (\$/BBL)
------------	-------	----------	------------------	----------------------	------------------	-------------	------------	-------------------------------	------------------	-------------------

MONTHLY REPORT OF COST AND QUALITY OF FUEL OIL FOR ELECTRIC PLANTS
 DETAIL OF INVOICE AND TRANSPORTATION CHARGES

1. REPORTING MONTH: AUG YEAR: 2020

2. REPORTING COMPANY: FLORIDA POWER LIGHT COMPANY

3. NAME, TITLE TELEPHONE NUMBER OF CONTACT PERSON CONCERNING DATA
 SUBMITTED ON THIS FORM: RENAE DEATON, REGULATORY AFFAIRS (361) 691-2839

4. SIGNATURE OF OFFICIAL SUBMITTING REPORT: 


5. DATE COMPLETED: 10/21/2020

(A)	(B)	(C)	(D)	(E)	(F)	(G)	(H)	(I)	(J)	(K)	(L)	(M)	(N)	(O)	(P)	(Q)	(R)
LINE NO.	PLANT	SUPPLIER	DELIVERY LOCATION	DELIVERY DATE	TYPE OIL	VOLUME (BBL)	INVOICE PRICE (\$/BBL)	INVOICE AMOUNT (\$)	DISCOUNT (\$)	NET AMOUNT (\$)	NET PRICE (\$/BBL)	QUALITY ADJUST. (\$/BBL)	EFFECTIVE PUR PRICE (\$/BBL)	TRANSP TO TERM (\$/BBL)	ADDITIONAL TRANS CHGS (\$/BBL)	OTHER CHGS (\$/BBL)	DELIVERED PRICE (\$/BBL)

**MONTHLY REPORT OF COST AND QUALITY OF COAL FOR ELECTRIC PLANTS
ORIGIN, TONNAGE, DELIVERED PRICE, AND AS RECEIVED QUALITY**

1. Reporting Month: **August** Year: **2020** 4. Name, Title & Telephone Number of Contact Person Concerning Data Submitted on this Form: **Renae Deaton**
561 691-2839


2. Reporting Company: **FLORIDA POWER & LIGHT COMPANY**

3. Plant Name: **R.W.SCHERER** 5. Signature of Official Submitting Report: 

6. Date Completed: **15-Oct-20**

<u>Line No.</u> (a)	<u>Supplier Name</u> (b)	<u>Mine Location</u> (c)	<u>Purchase Type</u> (d)	<u>Transport Mode</u> (e)	<u>Tons</u> (f)	<u>Purchase Price (\$/Ton)</u> (g)	<u>Effective Transport Charges (\$/Ton)</u> (h)	<u>Total FOB Plant Price (\$/Ton)</u> (i)	<u>Sulfur Content (%)</u> (j)	<u>Btu Content (Btu/lb)</u> (k)	<u>Ash Content (%)</u> (l)	<u>Moisture Content (%)</u> (m)
(1)	BUCKSKIN MINING CO.	19/WY/5	S	UR	11,234.02			42.301	0.34	8,458	4.73	29.61
(2)	KENNECOTT	19/WY/5	S	UR	5,295.70			42.363	0.31	8,428	5.83	28.90
(3)	PEABODY COALSALES, LLC	19/WY/5	S	UR	31,608.48			43.622	0.23	8,556	4.56	28.53
(4)	PEABODY COALSALES, LLC	19/WY/5	S	UR	2,945.08			42.520	0.36	8,601	4.78	29.12
(5)	PEABODY COALSALES, LLC	19/WY/5	S	UR	21,474.47			42.373	0.31	8,495	5.44	29.02
(6)	PEABODY COALSALES, LLC	19/WY/5	S	UR	39,574.70			42.496	0.34	8,566	5.40	28.69
(7)	GEORGIA POWER CORP	N/A	S	N/A	94,800.00			41.675	0.39	8,350	N/A	N/A


**MONTHLY REPORT OF COST AND QUALITY OF COAL FOR ELECTRIC PLANTS
DETAILED PURCHASED COAL INVOICE INFORMATION**

- | | | | | |
|-----------------------|--|-------|-------------|---|
| 1. Reporting Month: | August | Year: | 2020 | 4. Name, Title & Telephone Number of Contact Person Concerning Data Submitted on this Form: Renae Deaton
561 691-2839 |
| 2. Reporting Company: | FLORIDA POWER & LIGHT COMPANY | | | 5. Signature of Official Submitting Report:  |
| 3. Plant Name: | R.W.SCHERER | | | 6. Date Completed: 15-Oct-20 |

<u>Line No.</u> (a)	<u>Supplier Name</u> (b)	<u>Mine Location</u> (c)	<u>Purch. Type</u> (d)	<u>Tons</u> (e)	<u>FOB Mine Price (\$/Ton)</u> (f)	<u>Shorthaul & Loading Charges (\$/Ton)</u> (g)	<u>Original Invoice Price (\$/Ton)</u> (h)	<u>Retroactive Price Increase (\$/Ton)</u> (i)	<u>Base Price (\$/Ton)</u> (j)	<u>Quality Adjustments (\$/Ton)</u> (k)	<u>Effective Purchase Price (\$/Ton)</u> (l)
(1)	BUCKSKIN MINING CO.	19/WY/5	S	11,234.02		0.125		-		0.066	
(2)	KENNECOTT	19/WY/5	S	5,295.70		0.259		-		(0.030)	
(3)	PEABODY COALSALES, LLC	19/WY/5	S	31,608.48		0.347		-		(0.070)	
(4)	PEABODY COALSALES, LLC	19/WY/5	S	2,945.08		0.337		-		0.114	
(5)	PEABODY COALSALES, LLC	19/WY/5	S	21,474.47		0.337		-		(0.028)	
(6)	PEABODY COALSALES, LLC	19/WY/5	S	39,574.70		0.337		-		0.061	
(7)	GEORGIA POWER CORP	N/A	S	94,800.00		N/A		-		N/A	

MONTHLY REPORT OF COST AND QUALITY OF COAL FOR ELECTRIC PLANTS
 DETAILED TRANSPORTATION INVOICE INFORMATION

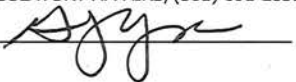
1. Reporting Month: **August** Year: **2020**
 2. Reporting Company: **FLORIDA POWER & LIGHT COMPANY**
 3. Plant Name: **R.W.SCHERER**

4. Name, Title & Telephone Number of Contact Person Concerning Data
 Submitted on this Form: **Renee Deaton**
 561 691-2839
 5. Signature of Official Submitting Report: 
 6. Date Completed: **15-Oct-20**

Line No. (a)	Supplier Name (b)	Mine Location (c)	Shipping Point (d)	Transport Mode (e)	Tons (f)	Effective Purchase Price (\$/Ton) (g)	Additional Shorthaul & Loading Charges (\$/Ton) (h)	Rail Charges		Waterborne Charges				Other Related Charges (\$/Ton) (o)	Total Transportation Charges (\$/Ton) (p)	FOB Plant Price (\$/Ton) (q)
								Rail Rate (\$/Ton) (i)	Other Rail Charges (\$/Ton) (j)	River Barge Rate (\$/Ton) (k)	Trans-loading Rate (\$/Ton) (l)	Ocean Barge Rate (\$/Ton) (m)	Other Water Charges (\$/Ton) (n)			
(1)	BUCKSKIN MINING CO.	19/WY/5	BUCKSKIN JUNCTION, WY	UR	11,234.02	-	-	-	-	-	-	-	-	-	-	42.301
(2)	KENNECOTT	19/WY/5	CORDERO	UR	5,295.70	-	-	-	-	-	-	-	-	-	-	42.363
(3)	PEABODY COALSALLES, LLC	19/WY/5	NARM JUNCTION, WY	UR	31,608.48	-	-	-	-	-	-	-	-	-	-	43.622
(4)	PEABODY COALSALLES, LLC	19/WY/5	CABALLO	UR	2,945.08	-	-	-	-	-	-	-	-	-	-	42.520
(5)	PEABODY COALSALLES, LLC	19/WY/5	CABALLO	UR	21,474.47	-	-	-	-	-	-	-	-	-	-	42.373
(6)	PEABODY COALSALLES, LLC	19/WY/5	CABALLO	UR	39,574.70	-	-	-	-	-	-	-	-	-	-	42.496
(7)	GEORGIA POWER CORP	N/A	PLANT SCHERER	N/A	94,800.00	-	-	-	-	-	-	-	-	-	-	41.675

MONTHLY REPORT OF COST AND QUALITY OF FUEL OIL FOR ELECTRIC PLANTS
ORIGIN, VOLUME, DELIVERED PRICE AND AS RECEIVED QUANTITY

1. REPORTING MONTH: SEP YEAR: 2020
2. REPORTING COMPANY: FLORIDA POWER & LIGHT COMPANY

3. NAME, TITLE TELEPHONE NUMBER OF CONTACT PERSON CONCERNING DATA
SUBMITTED ON THIS FORM: RENAE DEATON, REGULATORY AFFAIRS, (561) 691-2839
4. SIGNATURE OF OFFICIAL SUBMITTING REPORT: 
5. DATE COMPLETED: 10/21/2020

LINE NO	PLANT	SUPPLIER	SHIPPING POINT	PURCHASE TYPE	DELIVERY LOCATION	DELIVERY DATE	TYPE OIL	SULFUR (%)	BTU CONTENT (BTU / GAL)	VOLUME (BBLs)	PRICE (\$/BBL)
1	MANATEE	SUBURBAN	NA-TRUCK DELIVERY	STC		09/16/2020	PRO	N/A	N/A	11	45.1800

MONTHLY REPORT OF COST AND QUALITY OF FUEL OIL FOR ELECTRIC PLANTS
 DETAIL OF INVOICE AND TRANSPORTATION CHARGES

FPSC FORM NO. 423-1 (a)

1. REPORTING MONTH: SEP YEAR: 2020

2. REPORTING COMPANY: FLORIDA POWER LIGHT COMPANY

3. NAME, TITLE TELEPHONE NUMBER OF CONTACT PERSON CONCERNING DATA
 SUBMITTED ON THIS FORM: RENAE DEATON, REGULATORY AFFAIRS, (561) 691-2839

4. SIGNATURE OF OFFICIAL SUBMITTING REPORT: 

5. DATE COMPLETED: 10/21/2020


(A)	(B)	(C)	(D)	(E)	(F)	(G)	(H)	(I)	(J)	(K)	(L)	(M)	(N)	(O)	(P)	(Q)	(R)
LINE NO.	PLANT	SUPPLIER	DELIVERY LOCATION	DELIVERY DATE	TYPE OIL	VOLUME (BBLS)	INVOICE PRICE (\$/BBL)	INVOICE AMOUNT (\$)	DISCOUNT (\$)	NET AMOUNT (\$)	NET PRICE (\$/BBL)	QUALITY ADJUST. (\$/BBL)	EFFECTIVE PUR PRICE (\$/BBL)	TRANSP TO TERM (\$/BBL)	ADDITIONAL TRANS CHGS (\$/BBL)	OTHER CHGS (\$/BBL)	DELIVERED PRICE (\$/BBL)
1	PMT	SUBURBAN		09/16/2020	PRO	11								0.0000			45.1800

EDITED COPY

**MONTHLY REPORT OF COST AND QUALITY OF COAL FOR ELECTRIC PLANTS
ORIGIN, TONNAGE, DELIVERED PRICE, AND AS RECEIVED QUALITY**

1. Reporting Month: **September** Year: **2020** 4. Name, Title & Telephone Number of Contact Person Concerning Data Submitted on this Form: **Renae Deaton**
561 691-2839


2. Reporting Company: **FLORIDA POWER & LIGHT COMPANY**

3. Plant Name: **R.W.SCHERER** 5. Signature of Official Submitting Report: 

6. Date Completed: **15-Oct-20**

<u>Line No.</u> (a)	<u>Supplier Name</u> (b)	<u>Mine Location</u> (c)	<u>Purchase Type</u> (d)	<u>Transport Mode</u> (e)	<u>Tons</u> (f)	<u>Purchase Price (\$/Ton)</u> (g)	<u>Effective Transport Charges (\$/Ton)</u> (h)	<u>Total FOB Plant Price (\$/Ton)</u> (i)	<u>Sulfur Content (%)</u> (j)	<u>Btu Content (Btu/lb)</u> (k)	<u>Ash Content (%)</u> (l)	<u>Moisture Content (%)</u> (m)
(1)	BUCKSKIN MINING CO.	19/WY/5	S	UR	33,604.19			41.751	0.31	8,301	4.85	30.56
(2)	KENNECOTT	19/WY/5	S	UR	15,688.84			42.374	0.30	8,429	5.77	29.16
(3)	PEABODY COALSALES, LLC	19/WY/5	S	UR	25,176.12			43.659	0.20	8,644	4.43	28.11
(4)	PEABODY COALSALES, LLC	19/WY/5	S	UR	10,798.68			42.273	0.33	8,490	4.72	29.73
(5)	PEABODY COALSALES, LLC	19/WY/5	S	UR	12,963.58			42.446	0.35	8,506	5.13	29.36


**MONTHLY REPORT OF COST AND QUALITY OF COAL FOR ELECTRIC PLANTS
DETAILED PURCHASED COAL INVOICE INFORMATION**

1. Reporting Month: **September** Year: **2020**
 2. Reporting Company: **FLORIDA POWER & LIGHT COMPANY**
 3. Plant Name: **R.W.SCHERER**
 4. Name, Title & Telephone Number of Contact Person Concerning Data Submitted on this Form: **Renae Deaton**
 561 691-2839
 5. Signature of Official Submitting Report: 
 6. Date Completed: **15-Oct-20**

<u>Line No.</u> (a)	<u>Supplier Name</u> (b)	<u>Mine Location</u> (c)	<u>Purch. Type</u> (d)	<u>Tons</u> (e)	<u>FOB Mine Price (\$/Ton)</u> (f)	<u>Shorthaul & Loading Charges (\$/Ton)</u> (g)	<u>Original Invoice Price (\$/Ton)</u> (h)	<u>Retroactive Price Increase (\$/Ton)</u> (i)	<u>Base Price (\$/Ton)</u> (j)	<u>Quality Adjustments (\$/Ton)</u> (k)	<u>Effective Purchase Price (\$/Ton)</u> (l)
(1)	BUCKSKIN MINING CO.	19/WY/5	S	33,604.19		0.125		-		(0.490)	
(2)	KENNECOTT	19/WY/5	S	15,688.84		0.259		-		(0.021)	
(3)	PEABODY COALSALES, LLC	19/WY/5	S	25,176.12		0.347		-		(0.004)	
(4)	PEABODY COALSALES, LLC	19/WY/5	S	10,798.68		0.336		-		(0.049)	
(5)	PEABODY COALSALES, LLC	19/WY/5	S	12,963.58		0.336		-		0.047	

MONTHLY REPORT OF COST AND QUALITY OF COAL FOR ELECTRIC PLANTS
 DETAILED TRANSPORTATION INVOICE INFORMATION

1. Reporting Month: **September** Year: **2020**
 2. Reporting Company: **FLORIDA POWER & LIGHT COMPANY**
 3. Plant Name: **R.W.SCHERER**

4. Name, Title & Telephone Number of Contact Person Concerning Data
 Submitted on this Form: **Rena Deaton**
 561 691-2839
 5. Signature of Official Submitting Report: 
 6. Date Completed: **15-Oct-20**

Line No. (a)	Supplier Name (b)	Mine Location (c)	Shipping Point (d)	Transport Mode (e)	Tons (f)	Effective Purchase Price (\$/Ton) (g)	Additional Shorthaul & Loading Charges (\$/Ton) (h)	Rail Charges		Waterborne Charges				Other Related Charges (\$/Ton) (o)	Total Transportation Charges (\$/Ton) (p)	FOB Plant Price (\$/Ton) (q)
								Rail Rate (\$/Ton) (i)	Other Rail Charges (\$/Ton) (j)	River Barge Rate (\$/Ton) (k)	Trans-loading Rate (\$/Ton) (l)	Ocean Barge Rate (\$/Ton) (m)	Other Water Charges (\$/Ton) (n)			
(1)	BUCKSKIN MINING CO.	19/WY/5	BUCKSKIN JUNCTION, WY	UR	33,604.19	-	-	-	-	-	-	-	-	-	-	41.751
(2)	KENNECOTT	19/WY/5	CORDERO	UR	15,688.84	-	-	-	-	-	-	-	-	-	-	42.374
(3)	PEABODY COALSALSALES, LLC	19/WY/5	NARM JUNCTION, WY	UR	25,176.12	-	-	-	-	-	-	-	-	-	-	43.659
(4)	PEABODY COALSALSALES, LLC	19/WY/5	CABALLO	UR	10,798.68	-	-	-	-	-	-	-	-	-	-	42.273
(5)	PEABODY COALSALSALES, LLC	19/WY/5	CABALLO	UR	12,963.58	-	-	-	-	-	-	-	-	-	-	42.446