

FLORIDA PUBLIC SERVICE COMMISSION
EXHIBIT INDEX

FILED 11/9/2021
DOCUMENT NO. 12608-2021
FPSC - COMMISSION CLERK

FOR THE HEARING DATED 11/02/2021 IN DOCKET 20210158-EI

1. Comprehensive Exhibit List 2

2. Duke Unopposed Motion to approved Rate Mitigation Agreement, with attached Rate Mitigation Agreement. (Bates No. 00001-00026) 3

3. Duke Responses to Staff's First Data Request. (Bates No. 00027-00029) 29

<u>Docket No. 20210158-EI</u>					
Comprehensive Exhibit List for Entry into Hearing Record					
November 2, 2021					
EXH#	Witness	I.D. # As Filed	Exhibit Description	Issue Nos.	Entered
STAFF					
1		Exhibit List	Comprehensive Exhibit List		
2		Staff Exhibit 2	Duke Unopposed Motion to approved Rate Mitigation Agreement, with attached Rate Mitigation Agreement. <i>(Bates No. 00001-00026)</i>		
3		Staff Exhibit 3	Duke Responses to Staff's First Data Request. <i>(Bates No. 00027-00029)</i>		

2

Duke Unopposed Motion to approved Rate Mitigation Agreement, with attached Rate Mitigation Agreement.

BEFORE THE FLORIDA PUBLIC SERVICE COMMISSION

In re: Fuel and purchased power cost recovery clause
with generating performance incentive factor

Docket No. 20210001-EI

In re: Petition for Limited Proceeding for
Recovery of Incremental Storm Restoration costs
Related to Hurricane Eta and Isaias, by Duke
Energy Florida, LLC

Docket No. 20210097-EI

In re: Storm Protection Plan Cost Recovery Clause

Docket No. 20210010-EI

Dated September 3, 2021

**DUKE ENERGY FLORIDA, LLC'S
UNOPPOSED MOTION TO APPROVE RATE MITIGATION AGREEMENT**

Duke Energy Florida, LLC (“DEF” or the “Company”), pursuant to Section 366.04, Florida Statute (“F.S.”) and Rule 28-106.204, Florida Administrative Code (“F.A.C.”), hereby files this unopposed motion (the “Motion”) requesting approval of the Rate Mitigation Agreement, attached hereto as Exhibit A. DEF worked collaboratively with interested parties to develop creative means to mitigate the rate increase that customers would have otherwise seen starting January 1, 2022. In all, the total rate mitigation, on a Residential 1,000 kWh bill, amounts to \$5.35 to \$5.43 per month for January 2022 through April 2022 and \$4.58 to \$4.67 on average for 2022. In support of this Motion, DEF states as follows:

Background and Overview

1. On July 27, 2021, DEF filed the Fuel Cost Recovery and Capacity Cost Recovery Actual/Estimated True Up in Docket Number 20210001-EI. Since the date of that filing, and DEF’s 2021 projected fuel filing and its initial fuel filing in Docket Number

20210001-EI forecasted natural gas prices have increased, such that DEF expects to be significantly under-recovered

2. On August 3, 2021 the Commission approved a mid-course filing, in which it authorized DEF to begin collecting a portion of the expected under-recovery amount from customers starting September 2021. Natural gas prices have continued to increase since the filing of DEF's mid-course correction, such that DEF's latest fuel forecast projects a \$246.8 million under-recovery for 2021 that would otherwise be due from DEF's customers starting in 2022.

3. DEF recognizes the significant impact these unexpected fuel price increases will have on its customers and desires to voluntarily undertake measures to mitigate the rate impacts of this increase.

4. Given the unanticipated impact of the increased fuel prices, DEF conferred with the Office of Public Counsel ("OPC"), the Florida Industrial Power Users Group ("FIPUG"), the Florida Retail Federation ("FRF"), White Springs Agricultural Chemicals, Inc. d/b/a PCS Phosphate ("White Springs"), the Southern Alliance for Clean Energy ("SACE"), and Nucor Steel Florida, Inc. ("Nucor") (collectively the "Parties") to discuss options to provide rate relief to its customers starting in January 2022. Those discussions resulted in the attached Rate Mitigation Agreement. The Parties agree that it is in the public interest to proactively address the impact of fuel prices on customer rates. Further, the Parties recognize that these measures are voluntary and should have no precedential value in any future proceeding.

Summary of Proposed Rate Mitigation Terms

5. The Rate Mitigation Agreement includes four major ways to mitigate customer price impact. The first area of mitigation involves DEF recovering the estimated 2021 true-up under-recovery of \$246.8 million over two years, beginning with January 2022 billing, with 50% of the balance, or approximately \$123.4 million, recovered in 2022 rates and the remaining balance recovered in 2023 rates. *See* Paragraph 1 of Exhibit A. DEF's Petition for Approval of Fuel and Purchase Power Cost Recovery Factors, filed simultaneously in Docket No. 20210001-EI, reflects this two-year recovery period.

6. The second area of rate mitigation relates to the recovery of costs for certain DEF Solar Base Rate Adjustment ("SoBRA") projects. Specifically, DEF will reflect certain reductions in its capacity cost recovery clause ("CCRC") to account for the true-up associated with the Santa Fe and Twin Rivers projects. *See* paragraph 2(a) of Exhibit A. DEF will also include additional credits through the CCRC given the unexpected delay in the Charlie Creek and Sandy Creek project in-service dates. *See* paragraph 2(b) of Exhibit A.

7. DEF's third area of rate mitigation relates to the recovery of storm costs. Under the Rate Mitigation Agreement, starting with January 2022 bills, DEF is voluntarily foregoing collection of the storm surcharge associated with Hurricanes Eta and Isaias as approved by the Commission in Order No. PSC-2021-0271-PCO-EI. DEF will charge the remaining uncollected storm costs (estimated at \$9.2 million) to DEF's storm reserve, reserving the right to collect the remainder of the unrecovered storm cost balance, including any resulting storm reserve deficiency if and when the Storm Reserve returns to a debit balance in accordance with Rule 25-6.0143, F.A.C.. *See* paragraph 3(a) of Exhibit A. DEF is also voluntarily agreeing to forego its right to recover costs related to Hurricane Elsa through the storm surcharge and will instead charge those uncollected estimated storm costs to the storm reserve, reserving the right

to collect the remainder of the unrecovered storm cost balance, including any resulting storm reserve deficiency if and when the Storm Reserve returns to a debit balance in accordance with Rule 25-6.0143, F.A.C.. Preliminary cost estimates for Hurricane Elsa range from \$15 million to \$18 million. See paragraph 3(b) of Exhibit A.

8. Finally, the Rate Mitigation Agreement will accelerate cost savings resulting from the Federal Energy Regulatory Commission (“FERC”) approval of DEF’s petition to capitalize certain costs in Account 593. DEF will proactively update the Storm Protection Plan Cost Recovery Clause (“SPPCRC”) 2022 revenue requirements and factors to reflect the capitalization of the FERC 593 costs. See paragraph 4 of Exhibit A.

9. On August 26th, the Commission issued its Final Order in the SPPCRC docket establishing DEF’s 2022 Storm Cost Recovery Factors. See Order No. PSC-2021-0324-FOF-EI. DEF’s approved Storm Cost Recovery Factors did not account for this updated FERC-approved accounting treatment, and therefore DEF respectfully requests the Commission to amend the Final Order to approve the updated Storm Cost Recovery Factors as shown on Exhibit B.

Conferral and Conclusion

10. DEF has consulted with the following parties regarding the contents of this Motion, and OPC, FIPUG, FRF, White Springs, SACE, Nucor, and Walmart do not oppose the Motion, and Tampa Electric, Florida Power & Light, Florida Public Utilities Company, and Gulf Power Company take no position on the Motion.

WHEREFORE Duke Energy Florida, LLC, respectfully requests this Commission grant this Motion to approve the Rate Mitigation Agreement and modify Order No. PSC-2021-0324-

FOF-EI for the limited purpose set forth herein.

Respectfully submitted this 3rd day of September, 2021.

s/Dianne M. Triplett

DIANNE M. TRIPLETT

Deputy General Counsel

299 1st Avenue North

St. Petersburg, Florida 33701

T: (727) 820-4692

F: (727) 820-5041

E: dianne.triplett@duke-energy.com

MATTHEW R. BERNIER

Associate General Counsel

106 East College Avenue, Suite 800

Tallahassee, Florida 32301

T: (850) 521-1428

F: (727) 820-5041

E: matthew.bernier@duke-energy.com

STEPHANIE A. CUELLO

Senior Counsel

106 East College Avenue

Suite 800

Tallahassee, Florida 32301

T: (850) 521-1425

F: (727) 820-5041

E: Stephanie.Cuello@duke-energy.com

FLRegulatoryLegal@duke-energy.com

Attorneys for Duke Energy Florida, LLC

CERTIFICATE OF SERVICE

Docket No. 20210001-EI

I HEREBY CERTIFY that a true and correct copy of the foregoing has been furnished via electronic mail to the following this 3rd day of September, 2021.

s/Dianne M. Triplett

Attorney

Suzanne Brownless / Stefanie Jo Osborn
Office of General Counsel
FL Public Service Commission
2540 Shumard Oak Blvd.
Tallahassee, FL 32399-0850
sbrownle@psc.state.fl.us
sosborn@psc.state.fl.us

J. Beasley / J. Wahlen / M. Means
Ausley McMullen
P.O. Box 391
Tallahassee, FL 32302
jbeasley@ausley.com
jwahlen@ausley.com
mmeans@ausley.com

Russell A. Badders
Gulf Power Company
One Energy Place, Bin 100
Pensacola, FL 32520-0100
russell.badders@nexteraenergy.com

Kenneth A. Hoffman
Florida Power & Light Company
134 W. Jefferson Street
Tallahassee, FL 32301-1713
ken.hoffman@fpl.com

Jon C. Moyle, Jr.
Moyle Law Firm, P.A.
FIPUG
118 North Gadsden Street
Tallahassee, FL 32301
jmoyle@moylelaw.com
mqualls@moylelaw.com

R. Gentry / P. Christensen / A. Pirrello /
S. Morse / C. Rehwinkel / M. Wessling
Office of Public Counsel
111 W. Madison St., Room 812
Tallahassee, FL 32399-1400
christensen.patty@leg.state.fl.us
morse.stephanie@leg.state.fl.us
rehwinkel.charles@leg.state.fl.us
pirrello.anastacia@leg.state.fl.us
gentry.richard@leg.state.fl.us
wessling.mary@leg.state.fl.us

Paula K. Brown
Regulatory Affairs
Tampa Electric Company
P.O. Box 111
Tampa, FL 33601-0111
regdept@tecoenergy.com

Maria Jose Moncada / David M. Lee
Florida Power & Light Company
700 Universe Blvd. (LAW/JP)
Juno Beach, FL 33408-0420
david.lee@fpl.com
maria.moncada@fpl.com

James Brew / Laura W. Baker
Stone Law Firm
White Springs/PCS Phosphate
1025 Thomas Jefferson St., N.W.
Suite 800 West
Washington, DC 20007
jbrew@smxblaw.com
lwb@smxblaw.com

Mike Cassel
Florida Public Utilities Company

Peter J. Mattheis / Michael K. Lavanga
Stone Mattheis Xenopoulos & Brew, PC
Nucor Steel Florida, Inc.
1025 Thomas Jefferson Street, NW
Suite 800 West
Washington, DC 20007-5201
mkl@smxblaw.com
pjm@smxblaw.com

208 Wildlight Avenue
Yulee, FL 32097
mcassel@fpuc.com

Beth Keating
Gunster, Yoakley & Stewart, P.A.
FPUC
215 South Monroe Street, Suite 601
Tallahassee, FL 32301
bkeating@gunster.com

CERTIFICATE OF SERVICE

Docket No. 20210097-EI

I HEREBY CERTIFY that a true and correct copy of the foregoing has been furnished via electronic mail to the following this 3rd day of September, 2021.

s/Dianne M. Triplett

Attorney

Bianca Lherisson / Jennifer Crawford / Stefanie Jo Osborn
Office of General Counsel
FL Public Service Commission
2540 Shumard Oak Blvd.
Tallahassee, FL 32399-0850
blheriss@psc.state.fl.us
jcrawfor@psc.state.fl.us
sosborn@psc.state.fl.us

CERTIFICATE OF SERVICE

Docket No. 20210010-EI

I HEREBY CERTIFY that a true and correct copy of the foregoing has been furnished via electronic mail to the following this 3rd day of September, 2021.

s/Dianne M. Triplett

Attorney

J. Crawford/M. DuVal/S. Stiller/S. Osborn
Office of General Counsel
FL Public Service Commission
2540 Shumard Oak Blvd.
Tallahassee, FL 32399-0850
jcrawfor@psc.state.fl.us
mduval@psc.state.fl.us
sstiller@psc.state.fl.us
sosborn@psc.state.fl.us

Kenneth Hoffman / Mark Bubriski
Florida Power & Light
134 West Jefferson St.
Tallahassee, FL 32301-1713
ken.hoffman@fpl.com
mark.bubriski@nexteraenergy.com

Jason A. Higginbotham/Christopher T. Wright
Florida Power & Light
700 Universe Boulevard (JB/LAW)
Juno Beach FL 33408-0420
(561) 691-7144
(561) 691-7135
jason.higginbotham@fpl.com
christopher.wright@fpl.com

Russell Badders
Gulf Power Company
One Energy Place
Pensacola, FL 32520
russell.badders@nexteraenergy.com

James W. Brew / Laura W. Baker
White Springs DBA PCS Phosphate
Stone Mattheis Xenopoulos & Brew, PC
1025 Thomas Jefferson Street, N.W.
Suite 800 West
Washington, DC 20007-5201
jbrew@smxblaw.com

Charles Rehwinkel / Richard Gentry
Office of Public Counsel
c/o The Florida Legislature
111 W. Madison St., Room 812
Tallahassee, FL 32399-1400
rehwinkel.charles@leg.state.fl.us
gentry.richard@leg.state.fl.us

Paula K. Brown
Tampa Electric Company
Regulatory Affairs
P.O. Box 11
Tampa, FL 33601-0111
regdept@tecoenergy.com

J. Beasley / J. Wahlen / M. Means
Ausley McMullen
P.O. Box 391
Tallahassee, FL 32302
jbeasley@ausley.com
jwahlen@ausley.com
mmeans@ausley.com

Mike Cassel
FPUC
208 Wildlight Ave.
Yulee, FL 32097
mcassel@fpuc.com

Jon Moyle / Karen Putnal
FIPUG
Moyle Law Firm
118 North Gadsden St.
Tallahassee, FL 32301
jmoyle@moylelaw.com
kputnal@moylelaw.com
mqualls@moylelaw.com

Stephanie U. Eaton

lwb@smxblaw.com

Barry A Naum
Walmart
Spilman, Thomas & Battle, PLLC
1100 Bent Creek Boulevard, Suite 101
Mechanicsville, PA 17050
bnaum@spilmanlaw.com

Peter J. Mattheis
Michael K. Lavanga
Stone Mattheis Xenopoulos & Brew, PC
Nucor Steel Florida, Inc.
1025 Thomas Jefferson Street, NW
Suite 800 West
Washington, DC 20007-5201
pjm@smxblaw.com
mkl@smxblaw.com

Walmart
Spilman, Thomas & Battle, PLLC
110 Oakwood Drive, Suite 500
Winston-Salem, NC 27103
seaton@spilmanlaw.com

Mark Bubriski
Gulf Power Company
134 West Jefferson Street
Tallahassee FL 32301
mark.bubriski@nexteraenergy

EXHIBIT A

BEFORE THE FLORIDA PUBLIC SERVICE COMMISSION

In re: Fuel and purchased power cost recovery clause with generating performance incentive factor Docket No. 20210001-EI

In re: Petition for Limited Proceeding for Recovery of Incremental Storm Restoration costs Related to Hurricane Eta and Isaias, by Duke Energy Florida, LLC Docket No. 20210097-EI

In re: Storm Protection Plan Cost Recovery Clause Docket No. 20210010-EI

AGREEMENT REGARDING DEF RATE MITIGATION

WHEREAS, Duke Energy Florida, LLC (“DEF”), the Office of Public Counsel (“OPC”), the Florida Industrial Power Users Group (“FIPUG”), the Florida Retail Federation (“FRF”), White Springs Agricultural Chemicals, Inc. d/b/a PCS Phosphate (“White Springs”), the Southern Alliance for Clean Energy (“SACE”), Nucor Steel Florida, Inc. (“Nucor”), and Walmart, Inc. (“Walmart”) (collectively referred to as “Parties”) agree that it is in the public interest to proactively address the impact of fuel prices on customer rates; and

WHEREAS, forecasted natural gas prices have increased since DEF made its 2021 projected fuel filing in Docket Number 20200001-EI and its initial fuel filing in Docket Number 20210001-EI, such that DEF expects to be significantly under-recovered; and

WHEREAS, on August 3, 2021, the Commission authorized DEF to begin collecting a portion of the expected under-recovery amount from customers starting September 2021; and

WHEREAS, natural gas prices have continued to increase since the filing of DEF’s petition for mid-course correction, such that DEF’s latest fuel forecast projects a \$246.8 million under-recovery for 2021 that would otherwise be due from DEF’s customers starting in 2022; and

WHEREAS, DEF recognizes the significant impact these unexpected fuel price increases will have on its customers and desires to voluntarily undertake measures to mitigate the rate impacts of this increase; and

WHEREAS, the Parties recognize that these measures are voluntary and should have no precedential value in any future proceeding; and

WHEREAS, unless otherwise noted, all revenue requirement, rate and bill impacts below exclude gross receipts tax (“GRT”) and regulatory assessment fees (“RAF”) and that GRT and RAF impacts are reflected in paragraph 6 below.

NOW THEREFORE, the Parties agree to the following rate mitigation measures:

1. DEF has updated the 2021 fuel forecast and estimated true-up balance, since DEF’s Actual/Estimated Filing was made on July 27, 2021. The updated true-up balance includes actual results for July 2021 and re-forecasted fuel expenses beginning in August 2021, using fuel prices as of July 21, 2021. As a result, DEF estimates the updated 2021 true-up balance to be an under-recovery of approximately \$246.8 million. If recovered entirely in 2022 fuel rates, DEF estimates the 2022 fuel price for a Residential 1,000 kWh bill would be \$39.95. In order to mitigate the bill impact to customers, DEF will file, in its 2022 Fuel Projection Filing due September 3, 2021 in Docket No. 20210001-EI, a request to recover the estimated 2021 true-up of \$246.8 million over two years, beginning with the first billing cycle of January 2022, with 50% of the balance, or approximately \$123.4 million, recovered in 2022 rates and the balance recovered in 2023 rates. By recovering the 2021 true-up over two years, DEF will reduce the 2022 fuel component of the Residential 1,000 kWh bill by \$3.14 to \$36.81. DEF agrees to collect interest at the commercial paper rate.
2. The Commission, in Order Number PSC-2021-0088-TRF-EI, pursuant to the 2017 Revised and Restated Settlement and Stipulation (“2017 Settlement”), approved the last tranche of DEF’s Solar Base Rate Adjustment (“SoBRA”) projects.
 - a. The Santa Fe and Twin Rivers projects were approved as part of this final tranche and were placed in-service in March 2021 and into base rates beginning with April 2021 billing. DEF has prepared the final project cost true-up for these projects, consistent with paragraph 15g of the 2017 Settlement. As a result, DEF has

determined that the Santa Fe revenue requirement should be reduced by \$386,921 annually, and the Twin Rivers revenue requirement should be reduced by \$533,447 annually. The parties agree that instead of reflecting this reduction in base rates, DEF will apply these amounts as a credit in the Capacity Cost Recovery Clause (“CCRC”) revenue requirement and resulting CCRC factors. The parties further agree that DEF will include these credits in the 2022 CCRC Projection Filing, to be made on September 3, 2021, and will continue to include these credits in CCRC through 2024, the end of the 2021 Settlement term. DEF further agrees to continue including these credits in CCRC until DEF’s next base rate case, at which time the CCRC credits will cease.

b. The Charlie Creek and Sandy Creek projects (“the SoBRA projects”) were also approved as part of this final tranche, and DEF originally projected that they would be in-service by the end of 2021. Therefore, DEF included the costs for the SoBRA projects in its 2022 base rates approved in the 2021 Settlement Agreement, approved by the Commission in Order No. PSC-2021-0202A-AS-EI. However, the in-service dates for the SoBRA projects have been delayed an estimated four months due to unforeseen permitting issues.

i. The Parties agree that DEF will proactively credit the revenue requirement for the SoBRA projects in its CCRC September 3 projection filing and align this credit with January 2022 through April 2022 rates. DEF will include a credit equal to the monthly revenue requirement for the SoBRA projects; the amount of the credit is \$1,846,525 per month or \$7,386,099 in total for January through April 2022. DEF estimates the impact to the Residential CCRC rate is a reduction 0.078 cents/kWh for January 2022 – April 2022; a corresponding rate reduction would be calculated for all other CCRC rates. In the 2022 CCRC Projection Filing, DEF will propose to bill customers a CCRC rate, net of this credit, for January 2022 through April 2022. For example, if the Residential CCRC rate, excluding this SoBRA credit, is 1.181 cents/kWh and the credit is 0.078 cents/kWh, DEF will request approval to charge customers 1.103 cents/kWh (1.181 – 0.078) for January 2022 – April 2022. Beginning in May 2022, DEF agrees to request

- approval of the CCRC rate, excluding this SoBRA credit, or 1.181 cents/kWh.
- ii. Should the actual in-service date of either of the SoBRA projects differ from the April 2022 date, DEF agrees to calculate the impact such that the cost of any affected unit will be included in rates the month following the actual unit in-service date, and will include that impact in the CCRC true-up balance to be included in the next applicable CCRC filing. DEF further agrees to submit a final true-up, if needed, to account for any changes in capital costs in either of the SoBRA projects, pursuant to paragraph 15 of the 2017 Settlement. DEF will reflect the project cost true-up impacts for the SoBRA projects in a similar manner to the one described in section 2.a above for Santa Fe and Twin Rivers.
3. The Parties acknowledge that DEF is currently recovering its storm recovery costs associated with Hurricanes Eta and Isaias through a storm surcharge approved by the Commission in Order No. PSC-2021-0271-PCO-EI. DEF is authorized to collect these charges through July 2022, per the terms of the 2017 Settlement. However, DEF is willing to forego collection of the remainder of this storm surcharge starting with the January 2022 bills, and charge the remaining uncollected storm costs (estimated at \$9.2 million) to DEF's storm reserve. The impact is currently \$0.55 on a Residential 1,000 kWh bill. Nothing in this paragraph affects DEF's obligations to demonstrate the reasonableness and prudence of costs ultimately submitted for recovery.
 4. DEF also incurred storm recovery costs associated with Hurricane Elsa. DEF is authorized, under the 2017 Settlement, to request a storm surcharge to recover those costs. However, the Parties agree that DEF will forego its right to collect these charges through the storm surcharge and instead apply these charges to the storm reserve. Preliminary cost estimates for Hurricane Elsa range from \$15 million to \$18 million, which is an estimated \$0.45 to \$0.53 impact, respectively, on a Residential 1,000 kWh bill. The combined impact of paragraphs 3 and 4 will result in DEF's Storm Reserve being reduced to approximately \$105 to \$108 million from the \$132 million authorized by the 2021 Settlement. DEF reserves the right to seek recovery of the amounts described in paragraphs 3 and 4 if and when the Storm Reserve returns to a debit balance in accordance with Rule 25-6.0143,

F.A.C. Nothing in this paragraph affects DEF's obligations to demonstrate the reasonableness and prudence of costs ultimately submitted for recovery.

5. On July 1, 2021, DEF filed a Petition for Limited Waiver of Account 593 with the Federal Energy Regulatory Commission ("FERC"). The FERC approved DEF's petition on July 29, 2021. DEF's petition follows similarly approved requests from Gulf Power Company and Florida Power & Light. The approved Account 593 waiver allows transfer costs that would normally be charged to FERC O&M account 593, Maintenance of overhead lines, to be capitalized instead. The approved waiver allows for the capitalization of these costs through 2032. These are costs incurred as part of DEF's approved Storm Protection Plan ("SPP"). DEF's approved Storm Protection Plan Cost Recovery Clause ("SPPCRC") 2022 revenue requirements and factors did not include the impact of this waiver, as FERC acceptance had not occurred when DEF prepared the SPPCRC filings. The Parties agree that DEF will proactively update the SPPCRC 2022 revenue requirements and factors to reflect the capitalization of the FERC 593 costs. DEF estimates this will reduce the 2022 SPPCRC revenue requirement by approximately \$9.2 million. DEF estimates this will reduce the SPPCRC amount on a Residential 1,000 kWh bill by \$0.29 from the currently approved \$3.29 to a revised \$3.00.
6. DEF estimates that the cumulative effect of the above mitigation measures will reduce GRT and RAF by approximately \$0.13 per month for January 2022 through April 2022 and \$0.12 on average for a 2022 Residential 1,000 kWh bill.
7. The Parties agree that the total rate mitigation, on a Residential 1,000 kWh bill, amounts to \$5.35 to \$5.43 per month for January 2022 through April 2022 and \$4.58 to \$4.67 on average for 2022.
8. The Parties agree that DEF will file a motion to approve this agreement in Docket Nos. 20210001-EI, 20210010-EI, and 20210097-EI.

[signature pages to follow]


Duke Energy Florida, LLC

By 

Melissa Seixas, President
299 1 Avenue North
St. Petersburg, FL


Florida Industrial Power Users Group

By


Jon C. Moyle, Jr., Esquire
Moyle Law Firm, PA
118 Gadsden Street
Tallahassee, FL 32301

August 31, 2021

Florida Retail Federation

By 
Robert Scheffel Wright, Esquire
Gardner, Bist, Bowden, Dee, La Via, Wright, Perry & Harper, P.A.
1300 Thomaswood Drive
Tallahassee, FL 32301

Nucor Steel Florida, Inc.

By 

Michael K. Lavanga, Esquire
Peter J. Mattheis, Esquire
Counsel to Nucor Steel Florida, Inc.
Stone Mattheis Xenopoulos & Brew, PC
1025 Thomas Jefferson Street, NW
Eighth Floor, West Tower
Washington, DC 20007

Office of Public Counsel

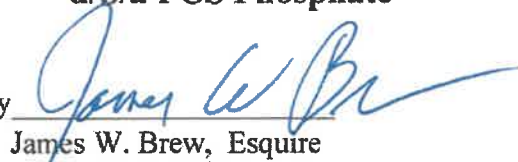
By 

Richard Gentry, Public Counsel
Charles Rehwinkel, Esquire
Deputy Public Counsel
Anastacia Pirrello, Esquire
Associate Public Counsel
111 W. Madison Street, Room 812
Tallahassee, FL 32301

On behalf of all Customers of Duke Energy Florida, LLC

White Springs Agricultural Chemicals, Inc.
d/b/a PCS Phosphate

By



James W. Brew, Esquire
Stone, Matheis, Xenopoulos & Brew
1025 Thomas Jefferson Street, NW
Eighth Floor, West Tower
Washington, DC 20007

Southern Alliance for Clean Energy

By



George Cavros, Esquire
120 E. Oakland Park Blvd., Suite 105
Fort Lauderdale, FL 33334

Duke Energy Florida
Storm Protection Plan Cost Recovery Clause
Initial Projection
Projected Period: January 2022 through December 2022

Duke Energy Florida, LLC
RATE MITIGATION-Exhibit B
 Form 1P

Summary of Projected Period Recovery Amount
(in Dollars)

Rate Mitigation
Agreement

<u>Line</u>	<u>Energy (\$)</u>	<u>Demand (\$)</u>	<u>Total (\$)</u>	<u>Original (\$)</u>	<u>Variance (\$)</u>
1. Total Jurisdictional Revenue Requirements for the Projected Period					
a. Overhead Distribution Hardening Programs (Form 2P, Line 12b + Form 3P, Line 1b)	\$ -	\$ 27,252,787	\$ 27,252,787	\$ 36,411,082	\$ (9,158,295)
b. Overhead Transmission Hardening Programs (Form 2P, Line 13b + Form 3P, Line 2b)	-	11,197,441	11,197,441	11,197,441	0
c. Vegetation Management Distribution Programs (Form 2P, Line 14b + Form 3P, Line 3.1)	-	44,327,530	44,327,530	44,327,530	0
d. Vegetation Management Transmission Programs (Form 2P, Line 15b + Form 3P, Line 3.2)	-	8,692,446	8,692,446	8,692,446	0
e. Underground Distribution Hardening Programs (Form 2P, Line 16b + Form 3P, Line 4.b)	-	4,642,002	4,642,002	4,642,002	0
f. Legal, Accounting, and Administrative (Form 2P, Line 17b)	-	-	-	-	0
g. Total Projected Period Rev. Req.	\$ -	\$ 96,112,206	\$ 96,112,206	105,270,501	\$ (9,158,295)
2. Estimated True up of (Over)/Under Recovery for the Current Period (SPPCRC Form 1E, Line 4)	\$ -	\$ (966,652)	\$ (966,652)	\$ (966,652)	\$ -
3. Final True Up of Over/(Under) Recovery for the Prior Period (N/A)	\$ -	\$ -	\$ -	\$ -	\$ -
4. Jurisdictional Amount to be Recovered/(Refunded) (Line 1g + Line 2 + Line 3)	\$ -	\$ 95,145,554	\$ 95,145,554	\$ 104,303,849	\$ (9,158,295)
5. Change in 2022 Revenue Requirement Based on Implementation of FERC Account 593 Waiver*					\$ (9,158,295)

20210158.EI Staff Hearing Exhibits 00026

Duke Energy Florida Storm Protection Cost Recovery Clause Calculation Rate Factors by Rate Class January 2022 - December 2022

Duke Energy Florida, LLC
RATE MITIGATION-Exhibit B
Form 6P

Rate Class	(1) mWh Sales at Source Energy Allocator [%]	(2) 12 CP Demand Transmission Allocator [%]	(3) NCP Distribution Total Allocator [%]	(4) 12 CP & 25% AD Demand Allocator [%]	(5) Energy- Related Costs (\$)	(6) Transmission Demand Costs (\$)	(7) Distribution Demand Costs (\$)	(8) Production Demand Costs (\$)	(9) Total SPP Costs (\$)	(10) Projected Effective Sales at Meter Level (mWh)	(11) Billing KW Load Factor [%]	(12) Projected Effective KW at Meter Level (kW)	(13) SPP Cost Recovery Factor (\$/kW-mo)	(14) SPP Factors (¢/kWh)
Residential														
RS-1, RST-1, RSL-1, RSL-2, RSS-1 Secondary	54.164%	62.337%	67.930%	60.294%	\$0	\$12,274,017	\$51,256,725	\$0	\$63,530,743	21,211,130				0.300
General Service Non-Demand														
GS-1, GST-1														
Secondary	2.601%	2.848%	2.675%	2.786%	\$0	\$560,774	\$2,018,358		\$2,579,132	1,018,417				0.253
Primary	0.046%	0.050%	0.047%	0.049%	\$0	\$9,943	\$35,786		\$45,729	18,636				0.250
Transmission	0.006%	0.007%	0.000%	0.007%	\$0	\$1,394	\$0		\$1,394	2,613				0.248
TOTAL GS	2.653%	2.906%	2.722%	2.843%	\$0	\$572,111	\$2,054,144	\$0	\$2,626,254	1,039,667				
General Service														
GS-2														
Secondary	0.522%	0.329%	0.242%	0.378%	\$0	\$64,833	\$182,885	\$0	\$247,718	204,533				0.121
General Service Demand														
GSD-1, GSDT-1, SS-1														
Secondary	29.730%	25.247%	22.040%	26.368%	\$0	\$4,971,083	\$16,630,368		\$21,601,452	11,642,447	46.61%	34,218,666	0.63	
Primary	4.195%	3.555%	3.188%	3.715%	\$0	\$700,013	\$2,405,844		\$3,105,857	1,695,388	46.61%	4,982,965	0.61	
Transmission	0.981%	0.833%	0.000%	0.870%	\$0	\$164,008	\$0		\$164,008	396,704	46.61%	1,165,966	0.14	
TOTAL GSD	34.906%	29.635%	25.228%	30.953%	\$0	\$5,835,104	\$19,036,213	\$0	\$24,871,317	13,734,539	46.61%	40,367,597		
Curtable														
CS-2, CST-2, CS-3, CST-3, SS-3														
Secondary	0.000%	0.000%	0.000%	0.000%	\$0	\$0	\$0		\$0	-	29.79%	-	0.59	
Primary	0.295%	0.161%	0.385%	0.194%	\$0	\$31,613	\$290,581		\$322,194	119,042	29.79%	547,431	0.58	
Transmission					\$0	\$0	\$0		\$0	-	29.79%	-	0.58	
TOTAL CS	0.295%	0.161%	0.385%	0.194%	\$0	\$31,613	\$290,581	\$0	\$322,194	119,042	29.79%	547,431		
Interruptible														
IS-2, IST-2, SS-2														
Secondary	1.039%	0.719%	0.682%	0.799%	\$0	\$141,494	\$514,503		\$655,997	406,762	45.10%	1,235,450	0.53	
Primary	4.074%	2.851%	1.948%	3.157%	\$0	\$561,333	\$1,469,519		\$2,030,851	1,646,714	45.10%	5,001,524	0.41	
Transmission	1.456%	1.008%	0.000%	1.120%	\$0	\$198,489	\$0		\$198,489	588,548	45.10%	1,787,584	0.11	
TOTAL IS	6.569%	4.578%	2.629%	5.075%	\$0	\$901,316	\$1,984,022	\$0	\$2,885,337	2,642,025	45.10%	8,024,557		
Lighting														
LS-1														
Secondary	0.891%	0.055%	0.863%	0.264%	\$0	\$10,850	\$651,141	\$0	\$661,991	348,815				0.190
TOTAL	100.000%	100.000%	100.000%	100.000%	\$0	\$19,689,844	\$75,455,710	\$0	\$95,145,554	39,299,751				0.242

- Notes:
- (1) From Form 5P, Column 10
 - (2) From Form 5P, Column 11
 - (3) From Form 5P, Column 12
 - (4) From Form 5P, Column 13
 - (5) Column 1 x Total Energy Jurisdictional Dollars from Form 1P, line 4 (Energy)
 - (6) Column 2 x Total Transmission Demand Jurisdictional Dollars from Form 1P, line 1b (Demand)
 - (7) Column 3 x Total Distribution Demand Jurisdictional Dollars from Form 1P, line 1a (Demand)
 - (8) N/A
 - (9) Column 5 + Column 6 + Column 7 + Column 8
 - (10) From Form 5P, Column 3
 - (11) Class Billing Load Factor
 - (12) Column 10 x 1000 / 8,760 / Column 11 x 12
 - (13) Column 9 / Column 12
 - (14) Column 9 / Column 10 / 10

	SPPCRC Cost	Effective kW	\$/kW
Total GSD, CS, IS	\$28,078,848	48,939,585	0.57
SS-1, 2, 3 - \$/kW-mo			
Monthly - \$0.57/kW * 10%	0.057	0.056	0.056
Daily - \$0.57/kW / 21	0.027	0.027	0.026

3

Duke Responses to Staff's First Data Request.

**DUKE ENERGY FLORIDA, LLC'S ("DEF"), RESPONSE TO
STAFF'S FIRST DATA REQUEST REGARDING THE LIMITED PROCEEDING TO
CONSIDER DEF'S UNOPPOSED MOTION TO APPROVE RATE MITIGATION
AGREEMENT**

Docket No. 20210158-EI

Please refer to Paragraphs 3 and 4 of the Joint Motion.

1. Please provide the estimated storm reserve balance after the unrecovered amounts associated with Hurricanes Eta, Isaias, and Elsa have been charged to the storm reserve.

Response:

As stated in paragraph 4 of the Rate Mitigation Agreement, DEF estimates the impact of charging Hurricanes Eta, Isaias and Elsa to the storm reserve will result in a storm reserve balance of approximately \$105 to \$108 million.

2. Please explain whether it is the Parties' position that the provisions contained in Paragraph 4 of the Joint Motion are intended to satisfy the filing requirements of Rule 25-6.0143(1)(g), as they related to Hurricane Elsa.

Response:

Yes, the Parties intend that Paragraph 4 of the Rate Mitigation Agreement will satisfy that filing requirement.

AFFIDAVIT


STATE OF FLORIDA

COUNTY OF PINELLAS


I hereby certify that on this 25th day of Oct, 2021, before me, an officer duly authorized in the State and County aforesaid to take acknowledgments, personally appeared CHRISTOPHER A. MENENDEZ, who is personally known to me, and has acknowledged before me that he provided the answers to questions 1 and 2, of STAFF'S FIRST DATA REQUEST TO DUKE ENERGY FLORIDA, LLC in Docket No. 20210158-EI, and that the responses are true and correct based on his personal knowledge.

THE FOREGOING INSTRUMENT was sworn to and subscribed before me by means of physical presence or online (video) notarization by Christopher Menendez, who is personally known to me.

In Witness Whereof, I have hereunto set my hand and seal in the State and County aforesaid as of this 25th day of October, 2021.



Christopher A. Menendez



Notary Public
State of Florida

My Commission Expires: 6/28/2023

