



David M. Lee
Senior Attorney
Florida Power & Light Company
700 Universe Boulevard
Juno Beach, FL 33408-0420
(561) 691-7263
(561) 691-7135 (Facsimile)
E-mail: david.lee@fpl.com

April 29, 2022

-VIA ELECTRONIC FILING -

Adam Teitzman
Commission Clerk
Florida Public Service Commission
2540 Shumard Oak Blvd.
Tallahassee, FL 32399-0850

Re: Docket No. 20220001-EI

Dear Mr. Teitzman:

Enclosed for filing are copies of the following monthly fuel reports for Florida Power & Light Company:

- (a) FPSC Forms 423-1, 423-1(a), and 423-1(b) for Florida Power & Light Company for the months of January, February, March 2022; and
- (b) FPSC Forms 423-2(a), 423-2(b) and 423-2 for Plant Scherer for the months of January, February, March 2022.
- (c) FPSC Forms 423-2(a), 423-2(b) and 423-2 for Plant Daniel for the months of January, February, March 2022.

FPL's Request for Confidential Classification of the information removed from FPL's January and March FPSC Form 423-1(a) and FPL's January, February and March FPSC Forms 423-2(a), 423-2(b) and 423-2 for Plant Scherer and Plant Daniel is being filed under separate cover.

Should you have any questions regarding this filing, please contact me.

Sincerely,

s/ David M. Lee

David M. Lee

Attachments

cc: Counsel for Parties of Record (w/ attachments)

Florida Power & Light Company

700 Universe Boulevard, Juno Beach, FL 33408

CERTIFICATE OF SERVICE
Docket No. 20220001-EI

I **HEREBY CERTIFY** that copies of Florida Power & Light Company Forms 423-1, 423-1(a), and 423-1(b), copies of Plant Scherer forms 423-2(a), 423-2(b) and 423-2, and copies of Plant Daniel forms 423-2(a), 423-2(b) and 423-2 for the months of January, February, March 2022 have been served via electronic mail to the parties listed below on this 29th day of April 2022 to the following:

Suzanne Brownless
Division of Legal Services
Florida Public Service Commission
2540 Shumard Oak Blvd.
Tallahassee, Florida 32399-0850
sbrownle@psc.state.fl.us

J. Jeffrey Wahlen
Malcolm N. Means
Ausley & McMullen
P.O. Box 391
Tallahassee, Florida 32302
jwahlen@ausley.com
mmeans@ausley.com
Attorneys for Tampa Electric Company

Paula K. Brown, Manager
Tampa Electric Company
Regulatory Coordinator
Post Office Box 111
Tampa, Florida 33601-0111
regdept@tecoenergy.com

Michelle D. Napier
Director, Regulatory Affairs Distribution
Florida Public Utilities Company
1635 Meathe Drive
West Palm Beach, FL33411
mnapier@fpuc.com

Beth Keating
Gunster Law Firm
215 South Monroe St., Suite 601
Tallahassee, Florida 32301-1804
bkeating@gunster.com
Attorneys for Florida Public Utilities Company

Richard Gentry
Patricia A. Christensen
Charles J. Rehwinkel
Stephanie Morse
Anastacia Pirrello
Mary Wessling
Office of Public Counsel
c/o The Florida Legislature
111 West Madison St., Room 812
Tallahassee, FL 32399-1400
gentry.richard@leg.state.fl.us
christensen.patty@leg.state.fl.us
rehwinkel.charles@leg.state.fl.us
morse.stephanie@leg.state.fl.us
pirrello.anastacia@leg.state.fl.us
wessling.mary@leg.state.fl.us

Dianne M. Triplett
299 First Avenue North
St. Petersburg, Florida 33701
dianne.triplett@duke-energy.com

Matthew R. Bernier
Robert L. Pickels
Stephanie A. Cuello
Duke Energy Florida
106 East College Avenue, Suite 800
Tallahassee, Florida 32301
robert.pickels@duke-energy.com
matthew.bernier@duke-energy.com
FLRegulatoryLegal@duke-energy.com
stephanie.cuello@duke-energy.com
Attorneys for Duke Energy Florida

Mike Cassel
Vice President/Government and
Regulatory Affairs
Florida Public Utilities Company
208 Wildlight Ave.
Yulee, Florida 32097
mcassel@fpuc.com


Peter J. Mattheis
Michael K. Lavanga
Joseph R. Briscar
Stone Mattheis Xenopoulos & Brew, PC
1025 Thomas Jefferson Street, NW
Eighth Floor, West Tower
Washington, DC 20007-5201
pjm@smxblaw.com
mkl@smxblaw.com
jrb@smxblaw.com
Attorneys for Nucor Steel Florida, Inc.

Jon C. Moyle, Jr.
Moyle Law Firm, P.A.
118 North Gadsden Street
Tallahassee, FL 32301
jmoyle@moylelaw.com
mqualls@moylelaw.com
Attorneys for Florida Industrial Power Group

James W. Brew
Laura Wynn Baker
Stone Mattheis Xenopoulos & Brew, P.C.
1025 Thomas Jefferson Street, NW
Eighth Floor, West Tower
Washington, DC 20007
jbrew@smxblaw.com
lwb@smxblaw.com
**Attorneys for PCS Phosphate-White
Springs**

By: s/ David M. Lee
David M. Lee
Florida Bar No. 103152


**MONTHLY REPORT OF COST AND QUALITY OF COAL FOR ELECTRIC PLANTS
DETAILED PURCHASED COAL INVOICE INFORMATION**

- | | | | | |
|-----------------------|--|-------|-------------|---|
| 1. Reporting Month: | January | Year: | 2022 | 4. Name, Title & Telephone Number of Contact Person Concerning Data Submitted on this Form: Renae Deaton
561 691-2839 |
| 2. Reporting Company: | FLORIDA POWER & LIGHT COMPANY | | | 5. Signature of Official Submitting Report:  |
| 3. Plant Name: | PLANT DANIEL | | | 6. Date Completed: 12-Apr-22 |

<u>Line No.</u>	<u>Supplier Name</u>	<u>Mine Location</u>	<u>Purch. Type</u>	<u>Tons</u>	<u>FOB Mine Price (\$/Ton)</u>	<u>Shorthaul & Loading Charges (\$/Ton)</u>	<u>Original Invoice Price (\$/Ton)</u>	<u>Retroactive Price Increase (\$/Ton)</u>	<u>Base Price (\$/Ton)</u>	<u>Quality Adjustments (\$/Ton)</u>	<u>Effective Purchase Price (\$/Ton)</u>
(a)	(b)	(c)	(d)	(e)	(f)	(g)	(h)	(i)	(j)	(k)	(l)
(1)	ARCH COAL SALES COMPANY, INC	19/WY/5	S	12,214.35		11.503		-		(0.200)	
(2)	ARCH COAL SALES COMPANY, INC	19/WY/7	S	71,883.75		0.200		-		(0.079)	


MONTHLY REPORT OF COST AND QUALITY OF COAL FOR ELECTRIC PLANTS
 DETAILED TRANSPORTATION INVOICE INFORMATION

1. Reporting Month: **January** Year: **2022**
 2. Reporting Company: **FLORIDA POWER & LIGHT COMPANY**
 3. Plant Name: **PLANT DANIEL**

4. Name, Title & Telephone Number of Contact Person Concerning Data Submitted on this Form: **Rena Deaton 561 691-2839**
 5. Signature of Official Submitting Report: 
 6. Date Completed: **12-Apr-22**

Line No. (a)	Supplier Name (b)	Mine Location (c)	Shipping Point (d)	Transport Mode (e)	Tons (f)	Effective Purchase Price (\$/Ton) (g)	Additional Shorthaul & Loading Charges (\$/Ton) (h)	Rail Charges		Waterborne Charges					Other Related Charges (\$/Ton) (o)	Total Transportation Charges (\$/Ton) (p)	FOB Plant Price (\$/Ton) (q)
								Rail Rate (\$/Ton) (i)	Other Rail Charges (\$/Ton) (j)	River Barge Rate (\$/Ton) (k)	Trans-loading Rate (\$/Ton) (l)	Ocean Barge Rate (\$/Ton) (m)	Other Water Charges (\$/Ton) (n)				
(1)	ARCH COAL SALES COMPANY, II	19/WY/5	WEST ELK MINE	UR	12,214.35	-	-	-	-	-	-	-	-	-	-	100.306	
(2)	ARCH COAL SALES COMPANY, II	19/WY/7	BLACK THUNDER	UR	71,883.75	-	-	-	-	-	-	-	-	-	-	63.628	

**MONTHLY REPORT OF COST AND QUALITY OF COAL FOR ELECTRIC PLANTS
ORIGIN, TONNAGE, DELIVERED PRICE, AND AS RECEIVED QUALITY**

- | | | | | |
|-----------------------|-------------------------------|-------|------|---|
| 1. Reporting Month: | January | Year: | 2022 | 4. Name, Title & Telephone Number of Contact Person Concerning Data
Submitted on this Form: Renae Deaton
561 691-2839 |
| 2. Reporting Company: | FLORIDA POWER & LIGHT COMPANY | | | 5. Signature of Official Submitting Report:  |
| 3. Plant Name: | PLANT DANIEL | | | 6. Date Completed: 12-Apr-22 |

<u>Line No.</u> (a)	<u>Supplier Name</u> (b)	<u>Mine Location</u> (c)	<u>Purchase Type</u> (d)	<u>Transport Mode</u> (e)	<u>Tons</u> (f)	<u>Purchase Price (\$/Ton)</u> (g)	<u>Effective Transport Charges (\$/Ton)</u> (h)	<u>Total FOB Plant Price (\$/Ton)</u> (i)	<u>Sulfur Content (%)</u> (j)	<u>Btu Content (Btu/lb)</u> (k)	<u>Ash Content (%)</u> (l)	<u>Moisture Content (%)</u> (m)
(1)	ARCH COAL SALES COMPANY, IN	19/WY/5	S	UR	12,214.35			100.306	0.39	11,269	6.51	13.18
(2)	ARCH COAL SALES COMPANY, IN	19/WY/7	S	UR	71,883.75			63.628	0.35	8,894	5.86	26.32

**MONTHLY REPORT OF COST AND QUALITY OF COAL FOR ELECTRIC PLANTS
DETAILED PURCHASED COAL INVOICE INFORMATION**

- | | | | |
|-----------------------|-------------------------------|------------|--|
| 1. Reporting Month: | January | Year: 2022 | 4. Name, Title & Telephone Number of Contact Person Concerning Data Submitted on this Form: Renae Deaton
561 691-2839 |
| 2. Reporting Company: | FLORIDA POWER & LIGHT COMPANY | | |
| 3. Plant Name: | R.W.SCHERER | | 5. Signature of Official Submitting Report <i>Charles Helber</i> |
| | | | 6. Date Completed: 20-Apr-22 |

<u>Line No.</u> (a)	<u>Supplier Name</u> (b)	<u>Mine Location</u> (c)	<u>Purch. Type</u> (d)	<u>Tons</u> (e)	<u>FOB Mine Price (\$/Ton)</u> (f)	<u>Shorthaul & Loading Charges (\$/Ton)</u> (g)	<u>Original Invoice Price (\$/Ton)</u> (h)	<u>Retroactive Price Increase (\$/Ton)</u> (i)	<u>Base Price (\$/Ton)</u> (j)	<u>Quality Adjustments (\$/Ton)</u> (k)	<u>Effective Purchase Price (\$/Ton)</u> (l)
(1)	BUCKSKIN MINING CO.	19/WY/5	S	1,667.59		0.072		-		(0.546)	
(2)	BLACKJEWEL	19/WY/5	S	2,095.81		0.147		-		(0.236)	
(3)	BLACKJEWEL	19/WY/5	S	20,352.75		0.147		-		(0.428)	
(4)	BUCKSKIN MINING COMPANY	19/WY/5	S	66,280.33		0.106		-		(0.315)	
(5)	BLUEGRASS COMMODITIES, LP	19/WY/5	S	50,579.27		0.397		-		0.016	

MONTHLY REPORT OF COST AND QUALITY OF COAL FOR ELECTRIC PLANTS
 DETAILED TRANSPORTATION INVOICE INFORMATION

1. Reporting Month: **January** Year: **2022**
2. Reporting Company: **FLORIDA POWER & LIGHT COMPANY**
3. Plant Name: **R.W.SCHERER**
4. Name, Title & Telephone Number of Contact Person Concerning Data Submitted on this Form: **Renae Deaton**
 561 691-2839
5. Signature of Official Submitting Report *Charles Helber*
6. Date Completed: **20-Apr-22**

Line No.	Supplier Name	Mine Location	Shipping Point	Transport Mode	Tons	Effective Purchase Price (\$/Ton)	Additional Shorthaul & Loading Charges (\$/Ton)	Rail Charges		Waterborne Charges				Other Related Charges (\$/Ton)	Total Transportation Charges (\$/Ton)	FOB Plant Price (\$/Ton)
								Rail Rate (\$/Ton)	Other Rail Charges (\$/Ton)	River Barge Rate (\$/Ton)	Trans-loading Rate (\$/Ton)	Ocean Barge Rate (\$/Ton)	Other Water Charges (\$/Ton)			
(a)	(b)	(c)	(d)	(e)	(f)	(g)	(h)	(i)	(j)	(k)	(l)	(m)	(n)	(o)	(p)	(q)
(1)	BUCKSKIN MINING CO.	19/WY/5	BUCKSKIN JUNCTION, WY	UR	1,667.59	-	-	-	-	-	-	-	-	-	-	45.176
(2)	BLACKJEWEL	19/WY/5	EAGLE BUTTE	UR	2,095.81	-	-	-	-	-	-	-	-	-	-	48.256
(3)	BLACKJEWEL	19/WY/5	EAGLE BUTTE	UR	20,352.75	-	-	-	-	-	-	-	-	-	-	47.719
(4)	BUCKSKIN MINING COMPANY	19/WY/5	BUCKSKIN MINING COMPANY	UR	66,280.33	-	-	-	-	-	-	-	-	-	-	47.644
(5)	BLUEGRASS COMMODITIES, LP	19/WY/5	EAGLE BUTTE	UR	50,579.27	-	-	-	-	-	-	-	-	-	-	49.062

**MONTHLY REPORT OF COST AND QUALITY OF COAL FOR ELECTRIC PLANTS
ORIGIN, TONNAGE, DELIVERED PRICE, AND AS RECEIVED QUALITY**

1. Reporting Month: **January** Year: **2022** 4. Name, Title & Telephone Number of Contact Person Concerning Data Submitted on this Form: **Rena Deaton**
561 691-2839

2. Reporting Company: **FLORIDA POWER & LIGHT COMPANY**

3. Plant Name: **R.W.SCHERER** 5. Signature of Official Submitting Report: *Charles Heiber*

6. Date Completed: **20-Apr-22**

<u>Line No.</u> (a)	<u>Supplier Name</u> (b)	<u>Mine Location</u> (c)	<u>Purchase Type</u> (d)	<u>Transport Mode</u> (e)	<u>Tons</u> (f)	<u>Purchase Price (\$/Ton)</u> (g)	<u>Effective Transport Charges (\$/Ton)</u> (h)	<u>Total FOB Plant Price (\$/Ton)</u> (i)	<u>Sulfur Content (%)</u> (j)	<u>Btu Content (Btu/lb)</u> (k)	<u>Ash Content (%)</u> (l)	<u>Moisture Content (%)</u> (m)
(1)	BUCKSKIN MINING CO.	19/WY/5	S	UR	1,667.59			45.176	0.27	8,325	4.91	30.71
(2)	BLACKJEWEL	19/WY/5	S	UR	2,095.81			48.256	0.42	8,529	4.96	29.00
(3)	BLACKJEWEL	19/WY/5	S	UR	20,352.75			47.719	0.36	8,491	4.62	29.55
(4)	BUCKSKIN MINING COMPANY	19/WY/5	S	UR	66,280.33			47.644	0.32	8,339	4.89	30.36
(5)	BLUEGRASS COMMODITIES, LP	19/WY/5	S	UR	50,579.27			49.062	0.38	8,438	4.92	29.90

FPSC FORM NO 423 - 1

1. REPORTING MONTH : January

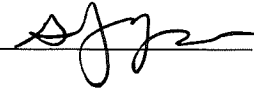
YEAR 2022

MONTHLY REPORT OF COST AND QUALITY OF FUEL OIL FOR ELECTRIC PLANTS
ORIGIN, VOLUME, DELIVERED PRICE AND AS RECEIVED QUANTITY

2. REPORTING COMPANY : FLORIDA POWER LIGHT COMPANY

3. NAME, TITLE TELEPHONE NUMBER OF CONTACT PERSON CONCERNING DATA
SUBMITTED ON THIS FORM: RENAE DEATON ,REGULATORY AFFAIRS,(561) 691 -2839

4. SIGNATURE OF OFFICIAL SUBMITTING REPORT:



5. DATE COMPLETED: 04/21/2022

LINE NO.	PLANT	SUPPLIER	SHIPPING POINT	PURCHASE TYPE	DELIVERY LOCATION	DELIVERY DATE	TYPE OIL	SULFUR (%)	BTU CONTENT (BTU/GAL)	VOLUME (BBLs)	DELIVERED PRICE (\$/BBLs)
1	CRIST PLANT	APEC	NA-TRUCK DELIVERY	S	TCR	01/05/2022	F03	N/A	N/A	4,773	108.3918

FPSC FORM NO 423 - 1(a)

1. REPORTING MONTH : January

YEAR 2022

MONTHLY REPORT OF COST AND QUALITY OF FUEL OIL FOR ELECTRIC PLANTS
DETAIL OF INVOICE AND TRANSPORTATION CHARGES

2. REPORTING COMPANY : FLORIDA POWER LIGHT COMPANY

3. NAME, TITLE TELEPHONE NUMBER OF CONTACT PERSON CONCERNING DATA
SUBMITTED ON THIS FORM: RENAE DEATON ,REGULATORY AFFAIRS,(561) 691 -2839

4. SIGNATURE OF OFFICIAL SUBMITTING REPORT:




5. DATE COMPLETED: 04/21/2022

(A)	(B)	(C)	(D)	(E)	(F)	(G)	(H)	(I)	(J)	(K)	(L)	(M)	(N)	(O)	(P)	(Q)	(R)
LINE NO	PLANT	SUPPLIER	DELIVERY LOCATION	DELIVERY DATE	TYPE OIL	VOLUME (BBL)	INVOICE PRICE (\$/BBL)	INVOICE AMOUNT (\$)	DISCOUNT (\$)	NET AMOUNT (\$)	NET PRICE (\$/BBL)	QUALITY ADJUST (\$/BBL)	EFFECTIVE PUR PRICE (\$/BBL)	TRANSP TO TERM (\$/BBL)	ADDITIONAL TRANS CHGS (\$/BBL)	OTHER CHGS (\$/BBL)	DELIVERED PRICE (\$/BBL)
1	PCR	APEC	TCR	01/05/2022	F03	4,773								0.0000			108.3918

EDITED COPY


**MONTHLY REPORT OF COST AND QUALITY OF COAL FOR ELECTRIC PLANTS
DETAILED PURCHASED COAL INVOICE INFORMATION**

- | | | | | |
|-----------------------|-------------------------------|-------|------|---|
| 1. Reporting Month: | February | Year: | 2022 | 4. Name, Title & Telephone Number of Contact Person Concerning Data Submitted on this Form: Renae Deaton
561 691-2839 |
| 2. Reporting Company: | FLORIDA POWER & LIGHT COMPANY | | | 5. Signature of Official Submitting Report:  |
| 3. Plant Name: | PLANT DANIEL | | | 6. Date Completed: 12-Apr-22 |

<u>Line No.</u> (a)	<u>Supplier Name</u> (b)	<u>Mine Location</u> (c)	<u>Purch. Type</u> (d)	<u>Tons</u> (e)	<u>FOB Mine Price (\$/Ton)</u> (f)	<u>Shorthaul & Loading Charges (\$/Ton)</u> (g)	<u>Original Invoice Price (\$/Ton)</u> (h)	<u>Retroactive Price Increase (\$/Ton)</u> (i)	<u>Base Price (\$/Ton)</u> (j)	<u>Quality Adjustments (\$/Ton)</u> (k)	<u>Effective Purchase Price (\$/Ton)</u> (l)
(1)	ARCH COAL SALES COMPANY, INC	19/WY/5	S	6,163.63		12.000		-		(0.594)	
(2)	ARCH COAL SALES COMPANY, INC	19/WY/7	S	71,979.63		0.200		-		(0.076)	


MONTHLY REPORT OF COST AND QUALITY OF COAL FOR ELECTRIC PLANTS
 DETAILED TRANSPORTATION INVOICE INFORMATION

1. Reporting Month: **February** Year: **2022**
 2. Reporting Company: **FLORIDA POWER & LIGHT COMPANY**
 3. Plant Name: **PLANT DANIEL**

4. Name, Title & Telephone Number of Contact Person Concerning Data
 Submitted on this Form: Renae Deaton
 561 691-2839
 5. Signature of Official Submitting Report: 
 6. Date Completed: 12-Apr-22

Line No. (a)	Supplier Name (b)	Mine Location (c)	Shipping Point (d)	Transport Mode (e)	Tons (f)	Effective Purchase Price (\$/Ton) (g)	Additional Shorthaul & Loading Charges (\$/Ton) (h)	Rail Charges		Waterborne Charges					Other Related Charges (\$/Ton) (o)	Total Transportation Charges (\$/Ton) (p)	FOB Plant Price (\$/Ton) (q)
								Rail Rate (\$/Ton) (i)	Other Rail Charges (\$/Ton) (j)	River Barge Rate (\$/Ton) (k)	Trans-loading Rate (\$/Ton) (l)	Ocean Barge Rate (\$/Ton) (m)	Other Water Charges (\$/Ton) (n)				
(1)	ARCH COAL SALES COMPANY, II	19/WY/5	WEST ELK MINE	UR	6,163.63	-	-	-	-	-	-	-	-	-	-	-	100.462
(2)	ARCH COAL SALES COMPANY, II	19/WY/7	BLACK THUNDER	UR	71,979.63	-	-	-	-	-	-	-	-	-	-	-	63.479

**MONTHLY REPORT OF COST AND QUALITY OF COAL FOR ELECTRIC PLANTS
ORIGIN, TONNAGE, DELIVERED PRICE, AND AS RECEIVED QUALITY**

- | | | | | |
|-----------------------|--|-------|-------------|---|
| 1. Reporting Month: | February | Year: | 2022 | 4. Name, Title & Telephone Number of Contact Person Concerning Data
Submitted on this Form: Renae Deaton
561 691-2839 |
| 2. Reporting Company: | FLORIDA POWER & LIGHT COMPANY | | | 5. Signature of Official Submitting Report:  |
| 3. Plant Name: | PLANT DANIEL | | | 6. Date Completed: 12-Apr-22 |

<u>Line No.</u> (a)	<u>Supplier Name</u> (b)	<u>Mine Location</u> (c)	<u>Purchase Type</u> (d)	<u>Transport Mode</u> (e)	<u>Tons</u> (f)	<u>Purchase Price (\$/Ton)</u> (g)	<u>Effective Transport Charges (\$/Ton)</u> (h)	<u>Total FOB Plant Price (\$/Ton)</u> (i)	<u>Sulfur Content (%)</u> (j)	<u>Btu Content (Btu/lb)</u> (k)	<u>Ash Content (%)</u> (l)	<u>Moisture Content (%)</u> (m)
(1)	ARCH COAL SALES COMPANY, IN	19/WY15	S	UR	6,163.63			100.462	0.42	11,144	7.29	12.64
(2)	ARCH COAL SALES COMPANY, IN	19/WY17	S	UR	71,979.63			63.479	0.36	8,865	5.98	26.38

**MONTHLY REPORT OF COST AND QUALITY OF COAL FOR ELECTRIC PLANTS
DETAILED PURCHASED COAL INVOICE INFORMATION**

- | | | | | |
|-----------------------|--|-------|-------------|--|
| 1. Reporting Month: | February | Year: | 2022 | 4. Name, Title & Telephone Number of Contact Person Concerning Data Submitted on this Form: Renae Deaton
561 691-2839 |
| 2. Reporting Company: | FLORIDA POWER & LIGHT COMPANY | | | |
| 3. Plant Name: | R.W.SCHERER | | | 5. Signature of Official Submitting Report <i>Charles Helber</i> |
| | | | | 6. Date Completed: 20-Apr-22 |

<u>Line No.</u> (a)	<u>Supplier Name</u> (b)	<u>Mine Location</u> (c)	<u>Purch. Type</u> (d)	<u>Tons</u> (e)	<u>FOB Mine Price (\$/Ton)</u> (f)	<u>Shorthaul & Loading Charges (\$/Ton)</u> (g)	<u>Original Invoice Price (\$/Ton)</u> (h)	<u>Retroactive Price Increase (\$/Ton)</u> (i)	<u>Base Price (\$/Ton)</u> (j)	<u>Quality Adjustments (\$/Ton)</u> (k)	<u>Effective Purchase Price (\$/Ton)</u> (l)
(1)	BLACKJEWEL	19/WY/5	S	11,688.01		0.147		-		(1.289)	
(2)	BUCKSKIN MINING COMPANY	19/WY/5	S	45,744.95		0.110		-		(0.397)	
(3)	BLUEGRASS COMMODITIES, LP	19/WY/5	S	62,883.76		0.397		-		0.045	
(4)	PEABODY	19/WY/5	S	6,324.77		0.177		-		(0.147)	

MONTHLY REPORT OF COST AND QUALITY OF COAL FOR ELECTRIC PLANTS
 DETAILED TRANSPORTATION INVOICE INFORMATION

1. Reporting Month: **February** Year: **2022** 4. Name, Title & Telephone Number of Contact Person Concerning Data Submitted on this Form: **Renaee Deaton**
 561 691-2839
2. Reporting Company: **FLORIDA POWER & LIGHT COMPANY**
3. Plant Name: **R.W.SCHERER** 5. Signature of Official Submitting Report *Charles Helber*
6. Date Completed: **20-Apr-22**

Line No.	Supplier Name	Mine Location	Shipping Point	Transport Mode	Tons	Effective Purchase Price (\$/Ton)	Additional Shorthaul & Loading Charges (\$/Ton)	Rail Charges		Waterborne Charges				Other Related Charges (\$/Ton)	Total Transportation Charges (\$/Ton)	FOB Plant Price (\$/Ton)
								Rail Rate (\$/Ton)	Other Rail Charges (\$/Ton)	River Barge Rate (\$/Ton)	Trans-loading Rate (\$/Ton)	Ocean Barge Rate (\$/Ton)	Other Water Charges (\$/Ton)			
(a)	(b)	(c)	(d)	(e)	(f)	(g)	(h)	(i)	(j)	(k)	(l)	(m)	(n)	(o)	(p)	(q)
(1)	BLACKJEWEL	19/WY/5	EAGLE BUTTE	UR	11,688.01	-	-	-	-	-	-	-	-	-	-	48.526
(2)	BUCKSKIN MINING COMPANY	19/WY/5	BUCKSKIN MINING COMPANY	UR	45,744.95	-	-	-	-	-	-	-	-	-	-	47.766
(3)	BLUEGRASS COMMODITIES, LP	19/WY/5	EAGLE BUTTE	UR	62,883.76	-	-	-	-	-	-	-	-	-	-	48.958
(4)	PEABODY	19/WY/5	CABALLO	UR	6,324.77	-	-	-	-	-	-	-	-	-	-	49.321

**MONTHLY REPORT OF COST AND QUALITY OF COAL FOR ELECTRIC PLANTS
ORIGIN, TONNAGE, DELIVERED PRICE, AND AS RECEIVED QUALITY**

1. Reporting Month: **February** Year: **2022** 4. Name, Title & Telephone Number of Contact Person Concerning Data
Submitted on this Form: **Renae Deaton**
561 691-2839
2. Reporting Company: **FLORIDA POWER & LIGHT COMPANY**
3. Plant Name: **R.W.SCHERER** 5. Signature of Official Submitting Report *Charles Helber*
6. Date Completed: **20-Apr-22**

<u>Line No.</u> (a)	<u>Supplier Name</u> (b)	<u>Mine Location</u> (c)	<u>Purchase Type</u> (d)	<u>Transport Mode</u> (e)	<u>Tons</u> (f)	<u>Purchase Price (\$/Ton)</u> (g)	<u>Effective Transport Charges (\$/Ton)</u> (h)	<u>Total FOB Plant Price (\$/Ton)</u> (i)	<u>Sulfur Content (%)</u> (j)	<u>Btu Content (Btu/lb)</u> (k)	<u>Ash Content (%)</u> (l)	<u>Moisture Content (%)</u> (m)
(1)	BLACKJEWEL	19/WY/5	S	UR	11,688.01			48.526	0.37	8,311	5.27	30.37
(2)	BUCKSKIN MINING COMPANY	19/WY/5	S	UR	45,744.95			47.766	0.28	8,325	4.76	30.60
(3)	BLUEGRASS COMMODITIES, LP	19/WY/5	S	UR	62,883.76			48.958	0.42	8,384	5.12	29.92
(4)	PEABODY	19/WY/5	S	UR	6,324.77			49.321	0.34	8,473	5.28	29.40

FPSC FORM NO 423 - 1

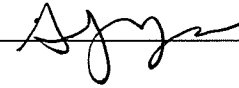
1. REPORTING MONTH : February YEAR 2022

2. REPORTING COMPANY : FLORIDA POWER LIGHT COMPANY

MONTHLY REPORT OF COST AND QUALITY OF FUEL OIL FOR ELECTRIC PLANTS
ORIGIN, VOLUME, DELIVERED PRICE AND AS RECEIVED QUANTITY

3. NAME, TITLE TELEPHONE NUMBER OF CONTACT PERSON CONCERNING DATA
SUBMITTED ON THIS FORM: RENAE DEATON ,REGULATORY AFFAIRS,(561) 691 -2839

4. SIGNATURE OF OFFICIAL SUBMITTING REPORT:



5. DATE COMPLETED: 04/21/2022

LINE NO.	PLANT	SUPPLIER	SHIPPING POINT	PURCHASE TYPE	DELIVERY LOCATION	DELIVERY DATE	TYPE OIL	SULFUR (%)	BTU CONTENT (BTU/GAL)	VOLUME (BBLs)	DELIVERED PRICE (\$/BBLs)
1								N/A	N/A		0.0000

MONTHLY REPORT OF COST AND QUALITY OF FUEL OIL FOR ELECTRIC PLANTS
 DETAIL OF INVOICE AND TRANSPORTATION CHARGES

FPS FORM NO 423 - 1(a)

1. REPORTING MONTH : February YEAR 2022

2. REPORTING COMPANY : FLORIDA POWER LIGHT COMPANY

3. NAME, TITLE TELEPHONE NUMBER OF CONTACT PERSON CONCERNING DATA
 SUBMITTED ON THIS FORM: RENAE DEATON ,REGULATORY AFFAIRS,(561) 691 -2839


4. SIGNATURE OF OFFICIAL SUBMITTING REPORT: 

5. DATE COMPLETED: 04/21/2022

(A)	(B)	(C)	(D)	(E)	(F)	(G)	(H)	(I)	(J)	(K)	(L)	(M)	(N)	(O)	(P)	(Q)	(R)
LINE NO	PLANT	SUPPLIER	DELIVERY LOCATION	DELIVERY DATE	TYPE OIL	VOLUME (BBL)	INVOICE PRICE (\$/BBL)	INVOICE AMOUNT (\$)	DISCOUNT (\$)	NET AMOUNT (\$)	NET PRICE (\$/BBL)	QUALITY ADJUST (\$/BBL)	EFFECTIVE PUR PRICE (\$/BBL)	TRANSP TO TERM (\$/BBL)	ADDITIONAL TRANS CHGS (\$/BBL)	OTHER CHGS (\$/BBL)	DELIVERED PRICE (\$/BBL)
1							0.0000				0.0000		0.0000				0.0000

**MONTHLY REPORT OF COST AND QUALITY OF COAL FOR ELECTRIC PLANTS
DETAILED PURCHASED COAL INVOICE INFORMATION**


1. Reporting Month: **March** Year: **2022**
 2. Reporting Company: **FLORIDA POWER & LIGHT COMPANY**
 3. Plant Name: **PLANT DANIEL**

4. Name, Title & Telephone Number of Contact Person Concerning Data Submitted on this Form: **Rena Deaton**
561 691-2839
 5. Signature of Official Submitting Report: 
 6. Date Completed: **12-Apr-22**

<u>Line No.</u> (a)	<u>Supplier Name</u> (b)	<u>Mine Location</u> (c)	<u>Purch. Type</u> (d)	<u>Tons</u> (e)	<u>FOB Mine Price (\$/Ton)</u> (f)	<u>Shorthaul & Loading Charges (\$/Ton)</u> (g)	<u>Original Invoice Price (\$/Ton)</u> (h)	<u>Retroactive Price Increase (\$/Ton)</u> (i)	<u>Base Price (\$/Ton)</u> (j)	<u>Quality Adjustments (\$/Ton)</u> (k)	<u>Effective Purchase Price (\$/Ton)</u> (l)
(1)	ARCH COAL SALES COMPANY, INC	19/WY/5	S	71,856.85		0.200		-		(0.273)	


MONTHLY REPORT OF COST AND QUALITY OF COAL FOR ELECTRIC PLANTS
 DETAILED TRANSPORTATION INVOICE INFORMATION

1. Reporting Month: **March** Year: **2022**
 2. Reporting Company: **FLORIDA POWER & LIGHT COMPANY**
 3. Plant Name: **PLANT DANIEL**

4. Name, Title & Telephone Number of Contact Person Concerning Data Submitted on this Form: **Renee Deaton**
 561 691-2839
 5. Signature of Official Submitting Report: 
 6. Date Completed: **12-Apr-22**

Line No. (a)	Supplier Name (b)	Mine Location (c)	Shipping Point (d)	Transport Mode (e)	Tons (f)	Effective Purchase Price (\$/Ton) (g)	Additional Shorthaul & Loading Charges (\$/Ton) (h)	Rail Charges		Waterborne Charges					Other Related Charges (\$/Ton) (o)	Total Transportation Charges (\$/Ton) (p)	FOB Plant Price (\$/Ton) (q)
								Rail Rate (\$/Ton) (i)	Other Rail Charges (\$/Ton) (j)	River Barge Rate (\$/Ton) (k)	Trans-loading Rate (\$/Ton) (l)	Ocean Barge Rate (\$/Ton) (m)	Other Water Charges (\$/Ton) (n)				
(1)	ARCH COAL SALES COMPANY, II	19/WY/5	BLACK THUNDER	UR	71,856.85		-	-	-	-	-	-	-	-	-	63.369	

**MONTHLY REPORT OF COST AND QUALITY OF COAL FOR ELECTRIC PLANTS
ORIGIN, TONNAGE, DELIVERED PRICE, AND AS RECEIVED QUALITY**

- | | | | | |
|-----------------------|-------------------------------|-------|------|---|
| 1. Reporting Month: | March | Year: | 2022 | 4. Name, Title & Telephone Number of Contact Person Concerning Data
Submitted on this Form: Renae Deaton
561 691-2839 |
| 2. Reporting Company: | FLORIDA POWER & LIGHT COMPANY | | | 5. Signature of Official Submitting Report:  |
| 3. Plant Name: | PLANT DANIEL | | | |
| | | | | 6. Date Completed: 12-Apr-22 |

<u>Line No.</u>	<u>Supplier Name</u>	<u>Mine Location</u>	<u>Purchase Type</u>	<u>Transport Mode</u>	<u>Tons</u>	<u>Purchase Price (\$/Ton)</u>	<u>Effective Transport Charges (\$/Ton)</u>	<u>Total FOB Plant Price (\$/Ton)</u>	<u>Sulfur Content (%)</u>	<u>Btu Content (Btu/lb)</u>	<u>Ash Content (%)</u>	<u>Moisture Content (%)</u>
(a)	(b)	(c)	(d)	(e)	(f)	(g)	(h)	(i)	(j)	(k)	(l)	(m)
(1)	ARCH COAL SALES COMPANY, IN	19/WY/5	S	UR	71,856.85			63.369	0.37	8,792	5.85	27.19

**MONTHLY REPORT OF COST AND QUALITY OF COAL FOR ELECTRIC PLANTS
DETAILED PURCHASED COAL INVOICE INFORMATION**

1. Reporting Month: **March** Year: **2022** 4. Name, Title & Telephone Number of Contact Person Concerning Data Submitted on this Form: **Renaee Deaton**
561 691-2839

2. Reporting Company: **FLORIDA POWER & LIGHT COMPANY**

3. Plant Name: **R.W.SCHERER** 5. Signature of Official Submitting Report *Charles Helber*

6. Date Completed: **20-Apr-22**

<u>Line No.</u> (a)	<u>Supplier Name</u> (b)	<u>Mine Location</u> (c)	<u>Purch. Type</u> (d)	<u>Tons</u> (e)	<u>FOB Mine Price (\$/Ton)</u> (f)	<u>Shorthaul & Loading Charges (\$/Ton)</u> (g)	<u>Original Invoice Price (\$/Ton)</u> (h)	<u>Retroactive Price Increase (\$/Ton)</u> (i)	<u>Base Price (\$/Ton)</u> (j)	<u>Quality Adjustments (\$/Ton)</u> (k)	<u>Effective Purchase Price (\$/Ton)</u> (l)
(1)	BUCKSKIN MINING COMPANY	19/WY/5	S	68,959.77		0.110		-		(0.473)	
(2)	BLUEGRASS COMMODITIES, LP	19/WY/5	S	76,016.99		0.397		-		0.035	
(3)	BLACKJEWEL	19/WY/5	S	1,560.03		0.147		-		(0.136)	
(4)	PEABODY	19/WY/5	S	3,170.67		0.177		-		0.087	
(5)	BLUEGRASS COMMODITIES	19/WY/5	S	1,056.86		0.147		-		0.138	

MONTHLY REPORT OF COST AND QUALITY OF COAL FOR ELECTRIC PLANTS
 DETAILED TRANSPORTATION INVOICE INFORMATION

1. Reporting Month: **March** Year: **2022**
 2. Reporting Company: **FLORIDA POWER & LIGHT COMPANY**
 3. Plant Name: **R.W.SCHERER**

4. Name, Title & Telephone Number of Contact Person Concerning Data Submitted on this Form: **Rena Deaton**
561 691-2839
 5. Signature of Official Submitting Report *Charles Helber*
 6. Date Completed: **20-Apr-22**

Line No. (a)	Supplier Name (b)	Mine Location (c)	Shipping Point (d)	Transport Mode (e)	Tons (f)	Effective Purchase Price (\$/Ton) (g)	Additional Shorthaul & Loading Charges (\$/Ton) (h)	Rail Charges		Waterborne Charges				Other Related Charges (\$/Ton) (o)	Total Transportation Charges (\$/Ton) (p)	FOB Plant Price (\$/Ton) (q)
								Rail Rate (\$/Ton) (i)	Other Rail Charges (\$/Ton) (j)	River Barge Rate (\$/Ton) (k)	Trans-loading Rate (\$/Ton) (l)	Ocean Barge Rate (\$/Ton) (m)	Other Water Charges (\$/Ton) (n)			
(1)	BUCKSKIN MINING COMPANY	19/WY/5	BUCKSKIN MINING COMPANY	UR	68,959.77	-	-	-	-	-	-	-	-	-	-	47.820
(2)	BLUEGRASS COMMODITIES, LP	19/WY/5	EAGLE BUTTE	UR	76,016.99	-	-	-	-	-	-	-	-	-	-	49.044
(3)	BLACKJEWEL	19/WY/5	EAGLE BUTTE	UR	1,560.03	-	-	-	-	-	-	-	-	-	-	48.301
(4)	PEABODY	19/WY/5	CABALLO	UR	3,170.67	-	-	-	-	-	-	-	-	-	-	49.609
(5)	BLUEGRASS COMMODITIES	19/WY/5	EAGLE BUTTE	UR	1,056.86	-	-	-	-	-	-	-	-	-	-	52.016

**MONTHLY REPORT OF COST AND QUALITY OF COAL FOR ELECTRIC PLANTS
ORIGIN, TONNAGE, DELIVERED PRICE, AND AS RECEIVED QUALITY**

- | | | | | |
|-----------------------|--|-------|-------------|---|
| 1. Reporting Month: | March | Year: | 2022 | 4. Name, Title & Telephone Number of Contact Person Concerning Data
Submitted on this Form: Renae Deaton
561 691-2839 |
| 2. Reporting Company: | FLORIDA POWER & LIGHT COMPANY | | | |
| 3. Plant Name: | R.W.SCHERER | | | 5. Signature of Official Submitting Report <i>Charles Helber</i> |
| | | | | 6. Date Completed: 20-Apr-22 |

<u>Line No.</u> (a)	<u>Supplier Name</u> (b)	<u>Mine Location</u> (c)	<u>Purchase Type</u> (d)	<u>Transport Mode</u> (e)	<u>Tons</u> (f)	<u>Purchase Price (\$/Ton)</u> (g)	<u>Effective Transport Charges (\$/Ton)</u> (h)	<u>Total FOB Plant Price (\$/Ton)</u> (i)	<u>Sulfur Content (%)</u> (j)	<u>Btu Content (Btu/lb)</u> (k)	<u>Ash Content (%)</u> (l)	<u>Moisture Content (%)</u> (m)
(1)	BUCKSKIN MINING COMPANY	19/WY/5	S	UR	68,959.77			47.820	0.29	8,318	5.18	30.21
(2)	BLUEGRASS COMMODITIES, LP	19/WY/5	S	UR	76,016.99			49.044	0.33	8,461	4.83	29.77
(3)	BLACKJEWEL	19/WY/5	S	UR	1,560.03			48.301	0.36	8,325	5.03	30.48
(4)	PEABODY	19/WY/5	S	UR	3,170.67			49.609	0.34	8,574	5.04	28.73
(5)	BLUEGRASS COMMODITIES	19/WY/5	S	UR	1,056.86			52.016	0.35	8,495	5.13	29.14

FPSC FORM NO 423 - 1


1. REPORTING MONTH : March YEAR 2022

2. REPORTING COMPANY : FLORIDA POWER LIGHT COMPANY

MONTHLY REPORT OF COST AND QUALITY OF FUEL OIL FOR ELECTRIC PLANTS
ORIGIN, VOLUME, DELIVERED PRICE AND AS RECEIVED QUANTITY

3. NAME, TITLE TELEPHONE NUMBER OF CONTACT PERSON CONCERNING DATA
SUBMITTED ON THIS FORM: RENAE DEATON ,REGULATORY AFFAIRS,(561) 691 -2839

4. SIGNATURE OF OFFICIAL SUBMITTING REPORT:



5. DATE COMPLETED: 04/21/2022

LINE NO.	PLANT	SUPPLIER	SHIPPING POINT	PURCHASE TYPE	DELIVERY LOCATION	DELIVERY DATE	TYPE OIL	SULFUR (%)	BTU CONTENT (BTU/GAL)	VOLUME (BBLS)	DELIVERED PRICE (\$/BBLS)
1		PORT CON	NA-TRUCK DELIVERY	S		03/31/2022	F03	N/A	N/A	4,246	172.7657


FPSC FORM NO 423 - 1(a)

1. REPORTING MONTH : March YEAR 2022

MONTHLY REPORT OF COST AND QUALITY OF FUEL OIL FOR ELECTRIC PLANTS
DETAIL OF INVOICE AND TRANSPORTATION CHARGES

2. REPORTING COMPANY : FLORIDA POWER LIGHT COMPANY

3. NAME, TITLE TELEPHONE NUMBER OF CONTACT PERSON CONCERNING DATA
SUBMITTED ON THIS FORM: RENAE DEATON ,REGULATORY AFFAIRS,(561) 691 -2839

4. SIGNATURE OF OFFICIAL SUBMITTING REPORT: 

5. DATE COMPLETED: 04/21/2022

(A)	(B)	(C)	(D)	(E)	(F)	(G)	(H)	(I)	(J)	(K)	(L)	(M)	(N)	(O)	(P)	(Q)	(R)
LINE NO	PLANT	SUPPLIER	DELIVERY LOCATION	DELIVERY DATE	TYPE OIL	VOLUME (BBLs)	INVOICE PRICE (\$/BBL)	INVOICE AMOUNT (\$)	DISCOUNT (\$)	NET AMOUNT (\$)	NET PRICE (\$/BBL)	QUALITY ADJUST (\$/BBL)	EFFECTIVE PUR PRICE (\$/BBL)	TRANSP TO TERM (\$/BBL)	ADDITIONAL TRANS CHGS (\$/BBL)	OTHER CHGS (\$/BBL)	DELIVERED PRICE (\$/BBL)
1	POK	PORT CON		03/31/2022	F03	4,246								0.0000			172.7657

EDITED COPY

