



William P. Cox
Senior Attorney
Florida Power & Light Company
700 Universe Boulevard
Juno Beach, FL 33408-0420
(561) 304-5662
(561) 691-7135 (Facsimile)
E-mail: will.p.cox@fpl.com

May 2, 2022

-VIA ELECTRONIC FILING -

Adam Teitzman
Commission Clerk
Florida Public Service Commission
2540 Shumard Oak Blvd.
Tallahassee, FL 32399-0850

Re: Docket No. 20220002-EG

Dear Mr. Teitzman:

I attach for electronic filing in the above docket (i) Florida Power & Light Company's ("FPL") Petition for Approval of Energy Conservation Cost Recovery True-Ups for the Period Ending December 2021 for pre-consolidated FPL and pre-consolidated Gulf Power Company and (ii) the prepared testimony and exhibits of FPL witnesses Richard Hume and John N. Floyd.

Please contact me if you have or your Staff has any questions regarding this filing.

Sincerely,

s/ William P. Cox
William P. Cox

Attachments

cc: Counsel for Parties of Record (w/ attachments)

BEFORE THE FLORIDA PUBLIC SERVICE COMMISSION

In re: Energy Conservation Cost Recovery
Clause

Docket No: 20220002-EG

Filed: May 2, 2022

**FLORIDA POWER & LIGHT COMPANY'S PETITION
FOR APPROVAL OF ENERGY CONSERVATION COST RECOVERY
TRUE-UP FOR THE PERIOD JANUARY 2021 THROUGH DECEMBER 2021**

Pursuant to Order No. PSC-2022-0053-PCO-EG, Florida Power & Light Company (“FPL”) petitions the Florida Public Service Commission (“Commission”) for approval of pre-consolidated FPL’s Energy Conservation Cost Recovery Clause (“ECCR”) final net true-up over-recovery amount of \$3,276,393 for the period January 2021 through December 2021, and (b) pre-consolidated Gulf Power Company’s (“Gulf”) ECCR final net true-up over-recovery amount of \$916,101 for the period January 2021 through December 2021. FPL’s and Gulf’s 2021 final net true-ups result in a combined over-recovery amount of \$4,192,494.¹ In support of this petition, FPL incorporates the prepared written testimony and exhibits of witnesses Richard Hume and John N. Floyd.

1. Throughout the 2021 calendar year, following Gulf’s legal merger with and into FPL, which became effective January 1, 2021, Gulf and FPL remained separate ratemaking entities. As such, each separately filed its 2021 ECCR factors. Therefore, FPL provides and seeks approval of final net true-ups of the 2021 ECCR costs for both FPL and Gulf. The total 2021 final net true-ups for FPL and Gulf will be included in the calculation of FPL’s 2023 ECCR factors, which will be filed later this year.

¹ Effective January 1, 2022, the rates and tariffs of Gulf and FPL were consolidated and unified, all former Gulf customers became FPL customers, and Gulf ceased to exist as a separate ratemaking entity. See Order Nos. PSC-2021-0446-S-EI and PSC-2021-04464A-S-EI issued in Docket No. 20210015. Accordingly, a single FPL ECCR factor became effective January 1, 2022. See Order No. PSC-2021-0427-FOF-EG issued in Docket No. 20210002.

2. FPL is a public utility subject to the Commission's jurisdiction pursuant to Chapter 366, Florida Statutes. Pursuant to Section 366.82, Florida Statutes, and Rule 25-17.015, Florida Administrative Code ("F.A.C."), FPL has an ECCR clause through which it recovers its reasonable and prudent un-reimbursed costs for conservation audits, conservation programs, and the implementation of FPL's conservation plan. FPL has substantial interests in the proper calculation and recovery of its ECCR factor and the final true-up, which is used in the computation of FPL's ECCR factor.

3. The calculations and supporting documentation for FPL's and Gulf's final net true-up amounts for the period ending December 2021 are contained in the prepared testimony and exhibits of FPL witnesses Richard Hume and John N. Floyd.

4. Rule 25-17.015(1)(a), F.A.C., provides in part that each utility seeking conservation recovery must file "[a]n annual final true-up showing the common costs, individual program costs and revenues, and actual total ECCR revenues for the most recent 12-month historical period from January 1 through December 31 that ends prior to the annual ECCR proceedings," along with a summary comparison of the actual costs and revenues reported to the costs and revenues previously estimated for the same period.

5. In Order No. PSC-2021-0427-FOF-EG, dated November 17, 2021, the Commission approved an over-recovery of \$9,673,286, including interest, as FPL's actual/estimated ECCR true-up for the period January 2021 through December 2021.

6. FPL's final true-up for the period January 2021 through December 2021 is an over-recovery of \$12,949,680, including interest and prior period adjustment.

7. FPL's final true-up over-recovery for the period January 2021 through December 2021 of \$12,949,680 minus the actual/estimated over-recovery for the same period of \$9,673,286 results in the final net true-up over-recovery of \$3,276,393.

8. In Order No. PSC-2021-0427-FOF-EG, dated November 17, 2021, the Commission approved an over-recovery of \$1,521,274, including interest, as Gulf's actual/estimated ECRC true-up for the period January 2021 through December 2021.

9. Gulf's final true-up for the period January 2021 through December 2021 is an over-recovery of \$2,437,375, including interest.

10. Gulf's final true-up over-recovery for the period January 2021 through December 2021 of \$2,437,375 minus the actual/estimated over-recovery for the same period of \$1,521,274 results in the final net true-up over-recovery of \$916,101.

11. FPL's 2021 ECCR final net true-up over-recovery of \$3,276,393 and Gulf's 2021 ECCR final net true-up over-recovery of \$916,101 result in a combined over-recovery amount of \$4,192,494. FPL requests the \$4,192,494 over-recovery be included in the calculation of its 2023 ECCR Factors. The calculation for final net true-up for January 2021 through December 2021 was performed consistently with prior true-up calculations approved by the Commission in predecessor ECCR dockets, and those calculations and the supporting documentation are contained in Exhibits JNF-1 and JNF-2, co-sponsored by witnesses Richard Hume and John N. Floyd. Exhibits JNF-1 and JNF-2 consist of (a) the ECCR True-Up Reporting Forms that FPL and other utilities were directed to file by the Commission's Electric & Gas Department memorandum dated April 14, 1982, (b) explanatory supplements to certain of those forms, (c) a complete list of account and subaccount numbers used for ECCR as required by Rule 25-17.015(3), F.A.C., and (d) documentation necessary to support claimed energy savings in conservation advertising as required by Rule 25-17.015(5), F.A.C.

12. The approval of FPL's combined final ECCR net true-up over-recovery of \$4,192,494 for the period January 2021 through December 2021 is in the public interest. Section 366.82, Florida Statutes, and Rule 25-17.015, F.A.C., entitle FPL to relief.

WHEREFORE, FPL respectfully requests that the Commission approve an over-recovery of \$4,192,494 as the combined final net true-up amount for the January 2021 through December 2021 period, and that the approved final net true-up amount be carried over and reflected in FPL's 2023 ECCR factors.

Respectfully submitted,

William P. Cox
Senior Attorney
Florida Power & Light Company
700 Universe Boulevard
Juno Beach, FL 33408
(561) 304-5662 Telephone
(561) 691-7135 Facsimile

By: s/William P. Cox
William P. Cox
Florida Bar No. 0093531

CERTIFICATE OF SERVICE

Docket No. 20220002-EG

I HEREBY CERTIFY that a true and correct copy of the foregoing has been furnished

by electronic service on this 2nd day of May 2022 to the following:

Walter Trierweiler
Division of Legal Services
Florida Public Service Commission
2540 Shumard Oak Blvd.
Tallahassee, Florida 32399-0850
wtrierwe@psc.state.fl.us

J. Jeffrey Wahlen
Malcolm N. Means
Ausley & McMullen
P.O. Box 391
Tallahassee, Florida 32302
jbeasley@ausley.com
jwahlen@ausley.com
mmeans@ausley.com
Attorneys for Tampa Electric Company

Paula K. Brown, Manager
Tampa Electric Company
Regulatory Coordinator
Post Office Box 111
Tampa, Florida 33601-0111
regdept@tecoenergy.com

Jon C. Moyle, Jr.
Moyle Law Firm, P.A.
118 North Gadsden Street
Tallahassee, FL 32301
jmoyle@moylelaw.com
mqualls@moylelaw.com
Attorneys for Florida Industrial Power Group

Beth Keating
Gunster Law Firm
215 South Monroe St., Suite 601
Tallahassee, Florida 32301-1804
bkeating@gunster.com
Attorneys for Florida Public Utilities Company

Mike Cassel
Vice President/Government and
Regulatory Affairs
Florida Public Utilities Company
208 Wildlight Ave.
Yulee, Florida 32097
mcassel@fpuc.com

Michelle D. Napier
Director, Regulatory Affairs Distribution
Florida Public Utilities Company
1635 Meathe Drive
West Palm Beach, FL33411
mnapier@fpuc.com

Richard Gentry
Patricia A. Christensen
Charles J. Rehwinkel
Stephanie Morse
Anastacia Pirrello
Office of Public Counsel
c/o The Florida Legislature
111 West Madison St., Room 812
Tallahassee, FL 32399-1400
gentry.richard@leg.state.fl.us
christensen.patty@leg.state.fl.us
rehwinkel.charles@leg.state.fl.us
morse.stephanie@leg.state.fl.us
pirrello.anastacia@leg.state.fl.us

Dianne M. Triplett
299 First Avenue North
St. Petersburg, Florida 33701
dianne.triplett@duke-energy.com

James W. Brew
Laura Wynn Baker
Stone Mattheis Xenopoulos & Brew, P.C.
1025 Thomas Jefferson Street, NW
Eighth Floor, West Tower
Washington, DC 20007
jbrew@smxblaw.com
lwb@smxblaw.com
Attorneys for PCS Phosphate-White Springs

Matthew R. Bernier
Stephanie A. Cuello
Robert L. Pickels
106 East College Avenue, Suite 800
Tallahassee, Florida 32301
matthew.bernier@duke-energy.com
Stephanie.cuello@duke-energy.com
Robert.pickels@duke-energy.com
FLRegulatoryLegal@duke-energy.com
Attorneys for Duke Energy Florida

Peter J. Mattheis
Michael K. Lavanga
Joseph R. Briscar
Stone Mattheis Xenopoulos & Brew, PC
1025 Thomas Jefferson Street, NW
Eighth Floor, West Tower
Washington, DC 20007-5201
pjm@smxblaw.com
mkl@smxblaw.com
jrb@smxblaw.com
Attorneys for Nucor Steel Florida, Inc.

By: s/ William P Cox
William P Cox
Florida Bar No. 0093531

1 and resource planning and new rate design. In 2012, I joined FPL managing a
2 budgeting and data analytics team. In that position, in part, I was responsible for
3 conducting analysis related to customer rates and bill impacts and worked in
4 partnership with the Regulatory Affairs team. In 2019, I joined Gulf Power as the
5 Regulatory Issues Manager where my responsibilities included oversight of Gulf
6 Power's fuel and purchase power and Environmental cost recovery clauses,
7 including calculation of cost recovery factors and the related regulatory filings. I
8 am currently employed by FPL as Regulatory Issues Manager where my team
9 supports FPL clause rate filings.

10 **Q. What is the purpose of your testimony in this proceeding?**

11 A. The purpose of my testimony is to present for Commission review and approval
12 pre-consolidated FPL's and pre-consolidated Gulf Power Company's ("Gulf")
13 Energy Conservation Cost Recovery Clause ("ECCR") final net true-up amounts
14 for the period January 2021 through December 2021.

15 **Q. Have you prepared or caused to be prepared under your direction,
16 supervision, or control an exhibit in this proceeding?**

17 A. Yes, for both FPL and Gulf, I am sponsoring Schedules CT-1 and CT-4, and co-
18 sponsoring Schedules CT-2 and CT-3, in Exhibits JNF-1 and JNF-2. The specific
19 sections of Schedules CT-2 and CT-3 that I am sponsoring are identified in the
20 Table of Contents, which is found in Exhibits JNF-1 and JNF-2, Page 1.

21 **Q. What is the source of the data used in calculating the final net true-up amount
22 for the January 2021 through December 2021 period?**

23

1 A. Unless otherwise indicated, the data used in calculating the final net true-up amount
2 were taken from the books and records of FPL and Gulf. The books and records
3 are kept in the regular course of the Company's business in accordance with
4 generally accepted accounting principles and practices, and in accordance with the
5 applicable provisions of the Uniform System of Accounts as prescribed by this
6 Commission and directed in Rule 25-17.015, Florida Administrative Code.
7 Schedule CT-2, Pages 6 and 7 in Exhibit JNF-1 and Schedule CT-2, Page 4 in
8 Exhibit JNF-2 provide a complete list of all account numbers used for ECCR
9 during the period January 2021 through December 2021.

10

11 **FPL 2021 FINAL TRUE-UP CALCULATION**

12 **Q. What is the actual end of period true-up amount that FPL is requesting the**
13 **Commission to approve for the January 2021 through December 2021 period?**

14 A. FPL has calculated and is requesting approval of an over-recovery of \$12,949,680
15 including interest, as the actual end of period true-up amount for the period January
16 2021 through December 2021. The calculation of this \$12,949,680 over-recovery
17 is shown on Exhibit JNF-1 Schedule CT-3, Page 9 as the sum of Lines 5, 6 and 10.

18 **Q. What is the final net true-up amount for the January 2021 through December**
19 **2021 period that FPL is requesting to be included in the January 2023**
20 **through December 2023 ECCR factors?**

21 A. FPL has calculated and is requesting approval of an over-recovery of \$3,276,393 as
22 the final net true-up amount for the period January 2021 through December 2021.
23 This final net true-up over-recovery of \$3,276,393 is the difference between the

1 actual end of period true-up over-recovery of \$12,949,680 and the actual/estimated
2 true-up over-recovery of \$9,673,286. The calculation of the \$3,276,393 over-
3 recovery is shown on Exhibit JNF-1 Schedule CT-1, Page 2.

4 **Q. Was the calculation of the final net true-up amount for the period January**
5 **2021 through December 2021 performed consistently with prior true-up**
6 **calculations in predecessor ECCR dockets?**

7 A. Yes. The calculation of the final net true-up amount for the period January 2021
8 through December 2021 was performed consistently with prior true-up calculations
9 in predecessor ECCR dockets.

10 **Q. Have you provided a schedule showing the variances between actual and**
11 **actual/estimated program costs and revenues for the period January 2021**
12 **through December 2021?**

13 A. Yes. Exhibit JNF-1 Schedule CT-2, Page 3, compares actual to actual/estimated
14 program costs, revenues and interest, resulting in the variance of \$3,276,393.

15 **Q. Please explain the calculation of the end of period true up amount of**
16 **\$3,276,393 variance in Exhibit JNF-1.**

17 A. The calculation of the variance is detailed on Schedule CT-2 Page 3 of JNF-1.
18 The difference between the 2021 lower than estimated total program costs of
19 \$4,016,248 (Line 9) and the lower than estimated revenues applicable to the
20 period of \$761,054 (Line 12) results in a current period true-up provision over-
21 recovery amount of \$3,255,194 (Line 13). This variance of \$3,255,194, plus the

1 current period adjustment of \$21,447¹(Line 14) and the variance of \$278 in
2 interest (Line 15) results in the end of period true-up over-recovery of \$3,276,393
3 (Line 19).

5 GULF 2021 FINAL TRUE-UP CALCULATION

6 **Q. What is the actual end of period true-up amount that Gulf is requesting the**
7 **Commission to approve for the January 2021 through December 2021**
8 **period?**

9 A. Gulf has calculated and is requesting approval of an over-recovery of \$2,437,375
10 including interest, as the actual end of period true-up amount for the period
11 January 2021 through December 2021. The calculation of this \$2,437,375 over-
12 recovery is shown on Exhibit JNF-2 Schedule CT-3, Page 8, Line 12.

13 **Q. What is the final net true-up amount for the January 2021 through**
14 **December 2021 period that FPL is requesting to be included in the January**
15 **2023 through December 2023 ECCR factors?**

16 A. Gulf has calculated and is requesting approval of an over-recovery of \$916,101 as
17 the final net true-up amount for the period January 2021 through December 2021.
18 This final net true-up over-recovery of \$916,101 is the difference between the
19 actual end of period true-up over-recovery of \$2,437,375 and the actual/estimated
20 true-up over-recovery of \$1,521,274. The calculation of the \$916,101 over-
21 recovery is shown on Exhibit JNF-2 Schedule CT-1, Page 2.

¹ Adjustment to reflect the change in the Florida state tax rate from 4.458% to 3.535%. The reduction in tax rate impacted 2020 and 2021 and a retroactive adjustment was booked in August 2021.

1 **Q. Was the calculation of the final net true-up amount for the period January**
2 **2021 through December 2021 performed consistently with prior true-up**
3 **calculations in predecessor ECCR dockets?**

4 A. Yes. The calculation of the final net true-up amount for the period January 2021
5 through December 2021 was performed consistently with prior true-up
6 calculations in predecessor ECCR dockets.

7 **Q. Have you provided a schedule showing the variances between actual and**
8 **actual/estimated program costs and revenues for the period January 2021**
9 **through December 2021?**

10 A. Yes. Exhibit JNF-2 Schedule CT-2, Page 3, compares actual to actual/estimated
11 program costs, revenues and interest, resulting in the variance of \$916,101.

12 **Q. Please explain the calculation of the end of period true-up amount of**
13 **\$916,101 variance in Exhibit JNF-2.**

14 A. The calculation of the variance is detailed on Schedule CT-2, Page 3 of JNF-2.
15 The difference between the 2021 lower than estimated total program costs of
16 \$1,207,021 (Line 12) and the lower than estimated revenues applicable to the
17 period of \$311,898 (Line 15) results in a current period true-up provision over-
18 recovery amount of \$895,123 (Line 17). This variance of \$895,123, plus the
19 current period adjustment of \$20,727² (Line 20) and the variance of \$251 in
20 interest (Line 18) results in the end of period true-up over-recovery of \$916,101
21 (Line 21).

² Adjustment to reflect the change in the Florida state tax rate from 4.458% to 3.535%. The reduction in tax rate impacted 2020 and 2021 and a retroactive adjustment was booked in August 2021.

1 Q. **What is the 2021 final net true-up amount that will be included in FPL's**
2 **2023 ECCR factors?**

3 A. FPL will include in the calculation of its 2023 ECCR factors a total 2021 final net
4 true-up over-recovery of \$4,192,494, which represents the 2021 final net over-
5 recovery of \$3,276,393 for FPL plus the 2021 final net true-up over-recovery of
6 \$916,101 for Gulf.

7 Q. **Does this conclude your testimony?**

8 A. Yes.

1 **BEFORE THE FLORIDA PUBLIC SERVICE COMMISSION**

2 **FLORIDA POWER & LIGHT COMPANY**

3 **TESTIMONY OF JOHN N. FLOYD**

4 **DOCKET NO. 20220002-EG**

5 **MAY 2, 2022**

6

7 **Q. Please state your name and business address.**

8 A. My name is John N. Floyd. My business address is Florida Power & Light Company,
9 One Energy Place, Pensacola, FL 32520.

10 **Q. By whom are you employed and what is your position?**

11 A. I am employed by Florida Power and Light Company (“FPL”) as the Manager of DSM
12 Regulatory Support.

13 **Q. Please describe your educational and professional background and experience.**

14 A. I received a Bachelor Degree in Electrical Engineering from Auburn University in
15 1985. After serving four years in the U.S. Air Force, I began my career in the electric
16 utility industry at Gulf Power in 1990 and held various positions in Power Generation,
17 Metering, Power Delivery, and Customer Service. Beginning in 2008, I have prepared
18 and submitted testimony for various Demand-Side Management (“DSM”) dockets at
19 the Florida Public Service Commission (“Commission”), including Energy
20 Conservation Cost Recovery (“ECCR”), DSM Goals, and DSM Plans for Gulf Power
21 Company (“Gulf”). In 2021, I joined FPL as the Manager of DSM Regulatory
22 Support. In this position, I am responsible for ECCR and DSM-related filings with
23 the Commission for FPL.

1 **Q. What is the purpose of your testimony?**

2 A. The purpose of my testimony is to present for Commission review and approval pre-
3 consolidated FPL and pre-consolidated Gulf actual ECCR costs for the DSM
4 programs for the period January 2021 through December 2021.

5 **Q. Have you prepared or caused to be prepared under your direction, supervision**
6 **or control an exhibit in this proceeding?**

7 A. Yes. My testimony includes the following exhibits that contain schedules I am either
8 sponsoring or co-sponsoring. The specific sections of the schedules that I am
9 sponsoring in each exhibit are identified in the Table of Contents found in Exhibit
10 JNF-1, Page 1 and JNF-2, Page 1.

- 11 • Exhibit JNF-1 – FPL 2021 ECCR True-up Schedules
- 12 • Exhibit JNF-2 – Gulf 2021 ECCR True-up Schedules

13 **Q. For the January 2021 through December 2021 period, did FPL and Gulf seek**
14 **recovery of any costs for advertising which makes a specific claim of potential**
15 **energy savings or states appliance efficiency ratings or savings?**

16 A. Yes.

17 **Q. Have FPL and Gulf complied with Rule 25-17.015(5), Florida Administrative**
18 **Code, which requires FPL and Gulf to file all data sources and calculations used**
19 **to substantiate claims of potential energy savings that are included in**
20 **advertisements?**

21 A. Yes. The documentation required by the rule is included in Exhibit JNF-1, Appendix

22 A.

1 **Q. Are all costs listed in Exhibit JNF-1, Schedule CT-2 and Exhibit JNF-2, Schedule**
2 **CT-3 attributable to Commission-approved DSM programs?**

3 A. Yes.

4 **Q. How did FPL's actual program costs for the January 2021 through December**
5 **2021 period compare to the actual/estimated costs presented in Docket No.**
6 **20210002-EG, and approved in Order No. PSC-2021-0427-FOF-EG?**

7 A. Actual program costs for the period were \$149,275,934. The actual/estimated
8 program costs were \$153,292,182. Therefore, actual costs were \$4,016,248, or less
9 than three percent, below the actual/estimated costs (see Exhibit JNF-1, Schedule CT-
10 2, Page 3, Line 9). Each program's contribution to the variance is shown in Exhibit
11 JNF-1, Schedule CT-2, Page 5.

12 **Q. How did Gulf's actual program costs for the January 2021 through December**
13 **2021 period compare to the actual/estimated costs presented in Docket No.**
14 **20210002-EG, and approved in Order No. PSC-2021-0427-FOF-EG?**

15 A. Actual program costs for the period were \$7,852,934. The actual/estimated program
16 costs were \$9,059,956. Therefore, actual costs were \$1,207,021, or thirteen percent,
17 below the actual/estimated costs (see Exhibit JNF-2, Schedule CT-2, Page 3, Line 12).
18 Each program's contribution to the variance is shown in Exhibit JNF-2, Schedule CT-
19 3, Page 5.

20 **Q. For the January 2021 through December 2021 period, is Gulf proposing to make**
21 **any adjustments for expenses related to closed programs?**

22 A. Yes. During the January 2021 through December 2021 period, Gulf applied \$479,162
23 in credits to total program costs (see Exhibit JNF-2, Schedule CT-3, Page 6, Line 12).

1 These adjustments were related to the refund of vendor pre-payment funds received in
2 2021 after the closure of DSM programs in 2020.

3 **Q. Does this conclude your testimony?**

4 A. Yes.

TABLE OF CONTENTS

Exhibit JNF- 1 – FPL 2021 ECCR Final True-up Schedules

CT-1, Page 2	Richard Hume
CT-2, Page 3, Lines 1 - 9	John N. Floyd
CT-2, Page 3, Lines 10 - 19	Richard Hume
CT-2, Pages 4 - 5	John N. Floyd
CT-2, Pages 6 - 7	Richard Hume
CT-3, Page 8	John N. Floyd
CT-3, Pages 9 - 10	Richard Hume
CT-4, Pages 11 - 16	Richard Hume
Capital Structure/Cost Rates, Page 17	Richard Hume
CT-5, Page 18	John N. Floyd
CT-6, Pages 19 - 23	John N. Floyd
Appendix A	John N. Floyd

FLORIDA POWER & LIGHT COMPANY
 ENERGY CONSERVATION COST RECOVERY (ECCR)
 FINAL TRUE-UP FOR THE PERIOD

SCHEDULE CT-1

January 2021 through December 2021

	Total
1. Actual End of Period True-Up (CT-3, Page 9, Lines 5 & 6)	
2. Principal	\$12,918,505
a. Current Period Adjustment ⁽²⁾	\$21,477
3. Interest	\$9,698
Total Actual End of Period True-Up	<u>\$12,949,680</u>
4. Less Actual/Estimated True-Up	
5. Principal	\$9,663,311
a. Current Period Adjustment	\$0
6. Interest	\$9,975
Total Actual/Estimated True-Up ⁽¹⁾	<u>\$9,673,286</u>
7. Final Net True-Up	<u>\$3,276,393</u>

Note: () Reflects Underrecovery
 Totals may not add due to rounding.

⁽¹⁾ Approved per Order No. PSC-2021-0427-FOF-EG Issued November 17, 2021.

⁽²⁾ Adjustment to reflect the change in the Florida state tax rate from 4.458% to 3.535%. The reduction in tax rate impacted 2020 and 2021 and a retroactive adjustment was booked in August 2021.

FLORIDA POWER & LIGHT COMPANY
ENERGY CONSERVATION COST RECOVERY (ECCR)
CONSERVATION TRUE-UP VARIANCE REPORT

SCHEDULE CT-2

January 2021 through December 2021

ACTUAL V. ACTUAL/ESTIMATED FOR THE PERIOD	Actual	Actual/Estimated ⁽¹⁾	Difference
1 Depreciation & Return	\$8,400,840	\$8,757,651	(\$356,810)
2 Payroll & Benefits	\$12,688,507	\$14,194,367	(\$1,505,860)
3 Materials & Supplies	\$412,645	\$278,698	\$133,946
4 Outside Services	\$5,922,072	\$7,473,693	(\$1,551,621)
5 Advertising	\$8,570,372	\$7,799,542	\$770,829
6 Rebates	\$110,063,521	\$112,650,896	(\$2,587,375)
7 Vehicles	\$346,975	\$374,078	(\$27,103)
8 Other	\$2,871,002	\$1,763,256	\$1,107,746
9 Total Adjusted Program Costs	<u>\$149,275,934</u>	<u>\$153,292,182</u>	<u>(\$4,016,248)</u>
10 ECCR Revenues (Net of Revenue Taxes)	\$157,917,923	\$158,678,977	(\$761,054)
11 Prior Period True-Up (Collected)/Refunded this Period	<u>\$4,276,517</u>	<u>\$4,276,517</u>	<u>\$0</u>
12 Revenues Applicable to the Period (Line 10 + Line 11)	<u>\$162,194,440</u>	<u>\$162,955,494</u>	<u>(\$761,054)</u>
13 True-Up Provision (Under)/Over Recovery - Current Period (Line 12- Line 9) ⁽¹⁾	\$12,918,505	\$9,663,311	\$3,255,194
14 Current Period Adjustment ⁽²⁾	\$21,477	\$0	\$21,477
15 Interest Provision (Under)/Over Recovery - Current Period ⁽¹⁾	\$9,698	\$9,975	(\$278)
16 True-Up and Interest Provision (Under)/Over Recovery - Beginning of Period	\$4,276,517	\$4,276,517	\$0
17 Deferred True-Up from Prior Period	\$2,529,096	\$2,529,096	\$0
18 Prior Period True-Up (Collected)/Refunded this Period	<u>(\$4,276,517)</u>	<u>(\$4,276,517)</u>	<u>\$0</u>
19 End of Period True-Up Amount (Under)/Over Recovery	<u><u>\$15,478,776</u></u>	<u><u>\$12,202,382</u></u>	<u><u>\$3,276,393</u></u>

Note: Totals may not add due to rounding.

⁽¹⁾ Approved per Order No. PSC-2021-0427-FOF-EG Issued November 17, 2021.

⁽²⁾ Adjustment to reflect the change in the Florida state tax rate from 4.458% to 3.535%. The reduction in tax rate impacted 2020 and 2021 and a retroactive adjustment was booked in August 2021.

FLORIDA POWER & LIGHT COMPANY
ENERGY CONSERVATION COST RECOVERY (ECCR)
CONSERVATION PROGRAM COSTS BY CATEGORY

SCHEDULE CT-2

January 2021 through December 2021

(1)	(2)	(3)	(4)	(5)	(6)	(7)	(8)	(9)	(10)	(11)
Line No.	Conservation Programs	Depreciation & Return	Payroll & Benefits	Materials & Supplies	Outside Services	Advertising	Rebates	Vehicles	Other	Total Program Expenses
1	RESIDENTIAL HOME ENERGY SURVEY	\$574,594	\$3,007,263	\$7,417	\$1,712,069	\$7,322,755	\$0	\$166,387	\$829,258	\$13,619,744
2	RESIDENTIAL CEILING INSULATION	\$0	\$101,394	\$6,904	\$11,391	\$5,010	\$274,265	\$0	\$77,644	\$476,609
3	RESIDENTIAL LOAD MANAGEMENT ("ON CALL")	\$6,224,201	(\$117,667)	\$385,558	\$2,152,380	\$54,129	\$28,229,073	\$21,684	\$727,823	\$37,677,181
4	RESIDENTIAL AIR CONDITIONING	\$13,211	\$445,645	\$353	\$19,517	\$23,262	\$2,770,201	\$0	\$14,225	\$3,286,414
5	RESIDENTIAL NEW CONSTRUCTION (BUILDSMART®)	\$0	\$410,151	\$250	\$101,240	\$0	\$13,800	\$0	\$27,203	\$552,644
6	RESIDENTIAL LOW-INCOME WEATHERIZATION	\$0	\$528,125	\$1,719	\$10,541	\$0	\$93,881	\$18,938	\$17,273	\$670,478
7	BUSINESS ON CALL	\$283,570	\$15,158	\$0	\$6,559	\$0	\$2,765,261	\$0	\$18,883	\$3,089,431
8	COGENERATION & SMALL POWER PRODUCTION	\$0	\$340,566	\$0	\$0	\$0	\$0	\$0	(\$174,946)	\$165,620
9	BUSINESS EFFICIENT LIGHTING	\$0	\$150,499	\$0	\$0	\$0	\$154,757	\$0	\$1,700	\$306,955
10	COMMERCIAL/INDUSTRIAL LOAD CONTROL	\$0	\$288,787	\$900	\$30,198	\$0	\$43,187,327	\$246	\$17,694	\$43,525,152
11	COMMERCIAL/INDUSTRIAL DEMAND REDUCTION	\$0	\$338,337	\$1,481	\$951	\$0	\$29,156,471	\$77	\$28,629	\$29,525,946
12	BUSINESS ENERGY EVALUATION	\$865,400	\$2,432,927	\$883	\$869,160	\$1,165,215	\$0	\$110,106	\$704,070	\$6,147,761
13	BUSINESS HEATING, VENTILATING & A/C	\$0	\$421,406	\$0	\$0	\$0	\$3,418,485	\$0	\$6,674	\$3,846,566
14	BUSINESS CUSTOM INCENTIVE	\$0	\$353	\$0	\$792	\$0	\$0	\$0	\$16	\$1,161
15	CONSERVATION RESEARCH & DEVELOPMENT	\$0	\$12,749	\$53	\$23,410	\$0	\$0	\$0	\$99	\$36,311
16	COMMON EXPENSES	\$439,864	\$4,312,814	\$7,125	\$983,864	\$0	\$0	\$29,538	\$574,758	\$6,347,963
17	TOTAL	\$8,400,840	\$12,688,507	\$412,645	\$5,922,072	\$8,570,372	\$110,063,521	\$346,975	\$2,871,002	\$149,275,934

18
19 Note: Totals may not add due to rounding.

FLORIDA POWER & LIGHT COMPANY
ENERGY CONSERVATION COST RECOVERY (ECCR)
CONSERVATION PROGRAM COSTS/VARIANCE BY PROJECT

SCHEDULE CT-2

January 2021 through December 2021

(1)	(2)	(3)	(4)	(5)	(6)	(7)	(8)	(9)	(10)	(11)
Line No.	CONSERVATION PROGRAMS	Depreciation & Return	Payroll & Benefits	Materials & Supplies	Outside Services	Advertising	Rebates	Vehicles	Other	Total
1	RESIDENTIAL HOME ENERGY SURVEY	(\$7,172)	(\$168,869)	\$3,958	(\$304,908)	\$1,096,116	\$0	(\$13,555)	\$43,016	\$648,586
2	RESIDENTIAL CEILING INSULATION	\$0	\$3,386	\$5,864	\$422	(\$15,000)	(\$86,265)	\$0	\$35,950	(\$55,643)
3	RESIDENTIAL LOAD MANAGEMENT ("ON CALL")	(\$368,891)	(\$863,129)	\$138,555	(\$1,097,577)	\$26,668	\$94,230	\$478	\$1,068,550	(\$1,001,115)
4	RESIDENTIAL AIR CONDITIONING	(\$6,010)	\$28,166	\$153	\$8,452	(\$1,700)	(\$88,049)	\$0	(\$27,837)	(\$86,825)
5	RESIDENTIAL NEW CONSTRUCTION (BUILDSMART®)	\$0	(\$1,237)	\$250	\$18,439	\$0	(\$5,800)	\$0	(\$16,201)	(\$4,549)
6	RESIDENTIAL LOW-INCOME WEATHERIZATION	\$0	\$172,404	\$604	(\$7,309)	\$0	(\$102,854)	(\$2,527)	(\$1,171)	\$59,148
7	BUSINESS ON CALL	(\$15,740)	(\$5,502)	\$0	(\$6,427)	\$0	\$19,286	\$0	\$54,984	\$46,600
8	COGENERATION & SMALL POWER PRODUCTION	\$0	(\$21,650)	\$0	\$1,513	\$0	\$0	\$0	\$60,831	\$40,694
9	BUSINESS EFFICIENT LIGHTING	\$0	\$2,099	\$0	\$0	\$0	\$3,151	\$0	\$753	\$6,003
10	COMMERCIAL/INDUSTRIAL LOAD CONTROL	\$0	(\$21,900)	\$897	(\$5,263)	\$0	(\$243,333)	(\$302)	\$619	(\$269,281)
11	COMMERCIAL/INDUSTRIAL DEMAND REDUCTION	\$0	(\$21,698)	\$1,481	(\$343)	\$0	\$141,812	(\$309)	\$506	\$121,449
12	BUSINESS ENERGY EVALUATION	(\$192)	(\$498,109)	\$262	(\$177,949)	(\$335,255)	\$0	(\$9,834)	(\$83,799)	(\$1,104,875)
13	BUSINESS HEATING, VENTILATING & A/C	\$0	\$14,769	\$0	(\$10)	\$0	(\$2,319,554)	\$0	(\$6,890)	(\$2,311,684)
14	BUSINESS CUSTOM INCENTIVE	\$0	\$29	\$0	\$0	\$0	\$0	\$0	\$9	\$38
15	CONSERVATION RESEARCH & DEVELOPMENT	\$0	(\$42,266)	\$53	(\$80,000)	\$0	\$0	\$0	(\$8,376)	(\$130,590)
16	COMMON EXPENSES	\$41,195	(\$82,353)	(\$18,130)	\$99,340	\$0	\$0	(\$1,055)	(\$13,200)	\$25,796
17	TOTAL	(\$356,810)	(\$1,505,860)	\$133,946	(\$1,551,621)	\$770,829	(\$2,587,375)	(\$27,103)	\$1,107,746	(\$4,016,248)

18
19 Note: Totals may not add due to rounding.

Energy Conservation Cost Recovery (ECCR) Account Numbers
 For the Period: January through December 2021

Program	Account
Residential Home Energy Survey	408172
	907100
	908110
	909101
	910100
	925112
	926211
Residential Ceiling Insulation	408172
	908110
	910100
	925112
	926211
Residential Load Management ("On Call")	408172
	587200
	592800
	598140
	907100
	908110
	925112
926211	
Residential Air Conditioning	408172
	907100
	908110
	925112
	926211
Residential New Construction (BuildSmart [®])	408172
	908110
	925112
	926211
Residential Low Income	408172
	907100
	908110
	925112
	926211
Business On Call	408172
	587200
	908110
	910100
	925112
	926211
Cogeneration & Small Power Production	408172
	908110
	925112
	926211

Energy Conservation Cost Recovery (ECCR) Account Numbers
 For the Period: January through December 2021

Program	Account
Business Lighting	408172
	908110
	925112
	926211
Commercial/Industrial Load Control	408172
	908110
	910100
	925112
C/I Demand Reduction	408172
	908110
	910100
	925112
Business Energy Evaluation	408172
	907100
	908110
	909101
Business HVAC	408172
	908110
	910100
	925112
Business Custom Incentive	408172
	908110
	925112
	926211
Conservation Research & Development	408172
	908110
	925112
	926211
Common Expenses	408172
	907100
	908110
	910100
	925112
	926211

FLORIDA POWER & LIGHT COMPANY
ENERGY CONSERVATION COST RECOVERY (ECCR)
CONSERVATION PROGRAM COSTS

SCHEDULE CT-3

January 2021 through December 2021

(1)	(2)	(3)	(4)	(5)	(6)	(7)	(8)	(9)	(10)	(11)	(12)	(13)	(14)	(15)
Line No.	CONSERVATION PROGRAMS	a-Jan - 2021	a-Feb - 2021	a-Mar - 2021	a-Apr - 2021	a-May - 2021	a-Jun - 2021	a-Jul - 2021	a-Aug - 2021	a-Sep - 2021	a-Oct - 2021	a-Nov - 2021	a-Dec - 2021	Total
1	RESIDENTIAL HOME ENERGY SURVEY	\$419,473	\$631,933	\$462,890	\$611,121	\$416,559	\$1,226,473	\$1,502,303	\$3,497,571	\$2,215,214	\$1,658,714	\$495,037	\$482,456	\$13,619,744
2	RESIDENTIAL CEILING INSULATION	\$14,918	\$27,010	\$20,825	\$20,403	\$73,072	\$36,086	\$52,702	\$49,489	\$67,637	\$49,199	\$34,009	\$31,258	\$476,609
3	RESIDENTIAL LOAD MANAGEMENT ("ON CALL")	\$2,650,428	\$2,300,673	\$2,272,977	\$3,775,914	\$3,720,962	\$3,666,566	\$3,686,324	\$3,538,441	\$3,398,436	\$3,708,844	\$2,593,659	\$2,363,957	\$37,677,181
4	RESIDENTIAL AIR CONDITIONING	\$132,578	\$219,431	\$301,948	\$356,957	\$352,392	\$284,106	\$322,615	\$329,965	\$324,270	\$271,323	\$175,907	\$214,923	\$3,286,414
5	RESIDENTIAL NEW CONSTRUCTION (BUILDSMART®)	\$39,492	\$37,918	\$48,656	\$46,804	\$37,687	\$55,989	\$48,900	\$53,365	\$48,654	\$38,351	\$45,355	\$51,472	\$552,644
6	RESIDENTIAL LOW-INCOME WEATHERIZATION	\$17,549	(\$99,954)	\$63,877	\$81,297	\$111,005	\$90,547	\$72,521	\$60,485	\$58,335	\$70,330	\$58,955	\$85,530	\$670,478
7	BUSINESS ON CALL	\$30,267	\$29,933	\$27,824	\$421,014	\$421,047	\$421,077	\$421,665	\$423,095	\$421,953	\$420,155	\$22,347	\$29,054	\$3,089,431
8	COGENERATION & SMALL POWER PRODUCTION	\$30,126	\$4,671	\$18,440	\$14,915	\$18,097	\$14,325	\$13,455	\$16,841	\$14,366	\$3,658	\$8,012	\$8,713	\$165,620
9	BUSINESS EFFICIENT LIGHTING	\$43,775	\$19,570	\$33,880	\$14,990	\$28,977	\$26,439	\$25,482	\$16,792	\$16,503	\$32,369	\$19,738	\$28,443	\$306,955
10	COMMERCIAL/INDUSTRIAL LOAD CONTROL	\$2,659,371	\$3,344,104	\$3,416,099	\$2,895,670	\$3,783,205	\$4,849,523	\$3,926,905	\$3,960,009	\$3,243,411	\$3,239,733	\$3,814,102	\$4,393,019	\$43,525,152
11	COMMERCIAL/INDUSTRIAL DEMAND REDUCTION	\$2,028,028	\$2,084,844	\$2,147,696	\$2,286,219	\$2,753,555	\$2,502,476	\$2,665,147	\$2,769,236	\$2,763,636	\$3,022,025	\$2,238,966	\$2,264,118	\$29,525,946
12	BUSINESS ENERGY EVALUATION	\$399,753	\$356,153	\$340,164	\$453,634	\$350,516	\$418,698	\$380,828	\$939,257	\$918,648	\$795,493	\$407,733	\$386,883	\$6,147,761
13	BUSINESS HEATING, VENTILATING & A/C	\$86,427	\$453,488	\$577,241	\$84,106	\$100,901	\$794,399	\$76,083	\$138,411	\$867,785	\$76,969	\$72,977	\$517,778	\$3,846,566
14	BUSINESS CUSTOM INCENTIVE	\$918	\$137	\$66	\$0	\$0	\$0	\$0	\$0	\$0	\$0	\$2,975	(\$2,936)	\$1,161
15	CONSERVATION RESEARCH & DEVELOPMENT	\$620	\$611	\$700	\$659	\$2,403	\$27,297	\$663	\$710	\$657	\$624	\$655	\$712	\$36,311
16	COMMON EXPENSES	\$431,439	\$703,035	\$611,908	\$411,905	\$448,168	\$478,116	\$536,005	\$476,494	\$476,028	\$466,024	\$499,647	\$809,192	\$6,347,963
17	TOTAL	\$8,985,163	\$10,113,558	\$10,345,191	\$11,475,608	\$12,618,547	\$14,892,116	\$13,731,598	\$16,270,162	\$14,835,534	\$13,853,812	\$10,490,075	\$11,664,571	\$149,275,934

19 Note: Totals may not add due to rounding.

FLORIDA POWER & LIGHT COMPANY
ENERGY CONSERVATION COST RECOVERY (ECCR)
CONSERVATION TRUE-UP CALCULATION

SCHEDULE CT-3

January 2021 through December 2021

(1)	(2)	(3)	(4)	(5)	(6)	(7)	(8)	(9)	(10)	(11)	(12)	(13)	(14)
	a-Jan - 2021	a-Feb - 2021	a-Mar - 2021	a-Apr - 2021	a-May - 2021	a-Jun - 2021	a-Jul - 2021	a-Aug - 2021	a-Sep - 2021	a-Oct - 2021	a-Nov - 2021	a-Dec - 2021	Total
1. Conservation Clause Revenues (Net of Revenue Taxes)	\$11,280,864	\$11,133,080	\$11,539,440	\$12,214,866	\$13,745,167	\$14,320,317	\$14,852,389	\$15,756,206	\$15,388,631	\$13,997,703	\$12,385,847	\$11,303,412	\$157,917,923
2. Adjustment Not Applicable to Period - Prior True-Up	\$356,376	\$356,376	\$356,376	\$356,376	\$356,376	\$356,376	\$356,376	\$356,376	\$356,376	\$356,376	\$356,376	\$356,376	\$4,276,517
3. Conservation Revenues Applicable to Period (Line 1+2)	\$11,637,241	\$11,489,456	\$11,895,816	\$12,571,242	\$14,101,544	\$14,676,693	\$15,208,766	\$16,112,583	\$15,745,008	\$14,354,079	\$12,742,224	\$11,659,789	\$162,194,440
4. Conservation Expenses	\$8,985,163	\$10,113,558	\$10,345,191	\$11,475,608	\$12,618,547	\$14,892,116	\$13,731,598	\$16,270,162	\$14,835,534	\$13,853,812	\$10,490,075	\$11,664,569	\$149,275,934
5. True-Up This Period (Line 3-4)	\$2,652,078	\$1,375,898	\$1,550,625	\$1,095,634	\$1,482,997	(\$215,423)	\$1,477,168	(\$157,579)	\$909,474	\$500,267	\$2,252,149	(\$4,780)	\$12,918,505
6. Interest Provision for the Month	\$563	\$681	\$893	\$877	\$578	\$645	\$768	\$674	\$732	\$867	\$1,179	\$1,240	\$9,698
7. True-Up & Interest Provision Beginning of Month	\$4,276,517	\$6,572,781	\$7,592,984	\$8,788,126	\$9,528,260	\$10,655,459	\$10,084,303	\$11,205,863	\$10,714,058	\$11,267,888	\$11,412,645	\$13,309,597	4,276,517
7a. Deferred True-Up Beginning of Period	\$2,529,096	\$2,529,096	\$2,529,096	\$2,529,096	\$2,529,096	\$2,529,096	\$2,529,096	\$2,529,096	\$2,529,096	\$2,529,096	\$2,529,096	\$2,529,096	2,529,096
8. True-Up Collected/(Refunded) (see Line 2)	(\$356,376)	(\$356,376)	(\$356,376)	(\$356,376)	(\$356,376)	(\$356,376)	(\$356,376)	(\$356,376)	(\$356,376)	(\$356,376)	(\$356,376)	(\$356,376)	(\$4,276,517)
9. End of Period Total True-Up (Lines 5+6+7+7a+8)	\$9,101,878	\$10,122,080	\$11,317,222	\$12,057,356	\$13,184,555	\$12,613,400	\$13,734,959	\$13,221,677	\$13,796,984	\$13,941,742	\$15,838,693	\$15,478,776	\$15,457,300
10. Adjustment to Period True-Up Including Interest ⁽¹⁾	\$0	\$0	\$0	\$0	\$0	\$0	\$0	\$21,477	\$0	\$0	\$0	\$0	\$21,477
11. End of Period Total True-Up (Lines 9 + 10)	\$9,101,878	\$10,122,080	\$11,317,222	\$12,057,356	\$13,184,554	\$12,613,399	\$13,734,959	\$13,243,154	\$13,796,984	\$13,941,741	\$15,838,693	\$15,478,776	15,478,776

Note: () Reflects Underrecovery

Totals may not add due to rounding.

⁽¹⁾ Adjustment to reflect the change in the Florida state tax rate from 4.458% to 3.535%. The reduction in tax rate impacted 2020 and 2021 and a retroactive adjustment was booked in August 2021.

FLORIDA POWER & LIGHT COMPANY
ENERGY CONSERVATION COST RECOVERY (ECCR)
CONSERVATION TRUE-UP CALCULATION

SCHEDULE CT-3

January 2021 through December 2021

(1)	(2)	(3)	(4)	(5)	(6)	(7)	(8)	(9)	(10)	(11)	(12)	(13)	(14)
Interest Provision	a-Jan - 2021	a-Feb - 2021	a-Mar - 2021	a-Apr - 2021	a-May - 2021	a-Jun - 2021	a-Jul - 2021	a-Aug - 2021	a-Sep - 2021	a-Oct - 2021	a-Nov - 2021	a-Dec - 2021	Total
1. Beginning True-Up Amount	\$6,805,613	\$9,101,877	\$10,122,080	\$11,317,222	\$12,057,356	\$13,184,555	\$12,613,399	\$13,734,959	\$13,243,154	\$13,796,984	\$13,941,741	\$15,838,693	\$145,757,632
2. Ending True-Up Amount Before Interest	\$9,101,314	\$10,121,399	\$11,316,328	\$12,056,479	\$13,183,977	\$12,612,755	\$13,734,191	\$13,221,003	\$13,796,252	\$13,940,875	\$15,837,514	\$15,477,534	\$154,399,621
3. Total of Beginning & Ending True-Up (Line 1 + 2)	\$15,906,927	\$19,223,277	\$21,438,408	\$23,373,701	\$25,241,333	\$25,797,309	\$26,347,590	\$26,955,961	\$27,039,405	\$27,737,859	\$29,779,256	\$31,316,226	\$300,157,253
4. Average True-Up Amount (50% of Line 3)	\$7,953,464	\$9,611,638	\$10,719,204	\$11,686,851	\$12,620,666	\$12,898,655	\$13,173,795	\$13,477,981	\$13,519,703	\$13,868,930	\$14,889,628	\$15,658,113	\$150,078,627
5. Interest Rate - First Day of Reporting Business Month	0.09000%	0.08000%	0.09000%	0.11000%	0.07000%	0.04000%	0.08000%	0.06000%	0.06000%	0.07000%	0.08000%	0.11000%	0.094000%
6. Interest Rate - First Day of Subsequent Business Month	0.08000%	0.09000%	0.11000%	0.07000%	0.04000%	0.08000%	0.06000%	0.06000%	0.07000%	0.08000%	0.11000%	0.08000%	0.093000%
7. Total (Line 5 + 6)	0.17000%	0.17000%	0.20000%	0.18000%	0.11000%	0.12000%	0.14000%	0.12000%	0.13000%	0.15000%	0.19000%	0.19000%	1.87000%
8. Average Interest Rate (50% of Line 7)	0.08500%	0.08500%	0.10000%	0.09000%	0.05500%	0.06000%	0.07000%	0.06000%	0.06500%	0.07500%	0.09500%	0.09500%	0.93500%
9. Monthly Average Interest Rate (Line 8 / 12)	0.00708%	0.00708%	0.00833%	0.00750%	0.00458%	0.00500%	0.00583%	0.00500%	0.00542%	0.00625%	0.00792%	0.00792%	0.07792%
10. Interest Provision for the Month (Line 4 x 9)	\$563	\$681	\$893	\$877	\$578	\$645	\$768	\$674	\$732	\$867	\$1,179	\$1,240	\$9,697

Note: Totals may not add due to rounding.

FLORIDA POWER & LIGHT COMPANY
ENERGY CONSERVATION COST RECOVERY (ECCR)
SCHEDULE OF CAPITAL INVESTMENT, DEPRECIATION RETURN

SCHEDULE CT-4

January 2021 through December 2021

	(1)	(2)	(3)	(4)	(5)	(6)	(7)	(8)	(9)	(10)	(11)	(12)	(13)	(14)	(15)
	Beginning of Period Amount	a-Jan - 2021	a-Feb - 2021	a-Mar - 2021	a-Apr - 2021	a-May - 2021	a-Jun - 2021	a-Jul - 2021	a-Aug - 2021	a-Sep - 2021	a-Oct - 2021	a-Nov - 2021	a-Dec - 2021	Twelve Month Amount	
RESIDENTIAL HOME ENERGY SURVEY															
1. Investments															
a. Expenditures/Additions		\$14,084	\$7,231	\$5,839	\$5,586	\$6,407	\$7,301	(\$209,518)	\$0	\$0	\$0	\$0	\$0	\$0	(\$163,069)
b. Additions to Plant		\$0	\$0	\$0	\$0	\$0	\$0	\$0	\$6,780	\$6,742	\$222,548	\$6,117	\$5,768	\$247,955	
c. Retirements		\$0	\$0	\$0	\$0	\$0	\$0	\$0	\$0	\$0	\$0	\$0	\$0	\$0	
d. Cost of Removal		\$0	\$0	\$0	\$0	\$0	\$0	\$0	\$0	\$0	\$0	\$0	\$0	\$0	
e. Salvage		\$0	\$0	\$0	\$0	\$0	\$0	\$0	\$0	\$0	\$0	\$0	\$0	\$0	
f. Transfer Adjustments		\$0	\$0	\$0	\$0	\$0	\$0	\$0	\$0	\$0	\$3,601	\$0	\$0	\$3,601	
2. Plant In-Service/Depreciation Base	\$2,231,965	\$2,231,965	\$2,231,965	\$2,231,965	\$2,231,965	\$2,231,965	\$2,231,965	\$2,231,965	\$2,238,746	\$2,245,487	\$2,468,035	\$2,474,152	\$2,479,920		
3. Less: Accumulated Depreciation	\$762,443	\$799,646	\$836,849	\$874,052	\$911,255	\$948,458	\$985,661	\$1,022,865	\$1,063,725	\$1,101,322	\$1,146,008	\$1,187,204	\$1,228,506		
4. CWIP - Non Interest Bearing	\$163,069	\$177,154	\$184,384	\$190,224	\$195,810	\$202,217	\$209,518	\$0	\$0	\$0	\$0	\$0	\$0		
5. Net Investment (Lines 2 - 3 + 4)	<u>\$1,632,592</u>	<u>\$1,609,473</u>	<u>\$1,579,501</u>	<u>\$1,548,137</u>	<u>\$1,516,520</u>	<u>\$1,485,723</u>	<u>\$1,455,821</u>	<u>\$1,209,101</u>	<u>\$1,175,021</u>	<u>\$1,144,165</u>	<u>\$1,322,027</u>	<u>\$1,286,948</u>	<u>\$1,251,414</u>		
6. Average Net Investment		\$1,621,032	\$1,594,487	\$1,563,819	\$1,532,328	\$1,501,122	\$1,470,772	\$1,332,461	\$1,192,061	\$1,159,593	\$1,233,096	\$1,304,488	\$1,269,181		
7. Return on Average Net Investment															
a. Equity Component grossed up for taxes ⁽²⁾		\$9,283	\$9,131	\$8,956	\$8,775	\$8,596	\$8,423	\$7,631	\$6,761	\$6,577	\$6,994	\$7,399	\$7,199	\$95,725	
b. Debt Component (Line 6 x debt rate) ⁽³⁾		\$1,586	\$1,560	\$1,530	\$1,499	\$1,468	\$1,439	\$1,303	\$1,166	\$1,134	\$1,206	\$1,276	\$1,241	\$16,407	
8. Investment Expenses															
a. Depreciation ⁽¹⁾		\$37,203	\$37,203	\$37,203	\$37,203	\$37,203	\$37,203	\$37,203	\$40,860	\$37,597	\$41,085	\$41,196	\$41,302	\$462,462	
b. Amortization		\$0	\$0	\$0	\$0	\$0	\$0	\$0	\$0	\$0	\$0	\$0	\$0	\$0	
c. Dismantlement		\$0	\$0	\$0	\$0	\$0	\$0	\$0	\$0	\$0	\$0	\$0	\$0	\$0	
d. Other		\$0	\$0	\$0	\$0	\$0	\$0	\$0	\$0	\$0	\$0	\$0	\$0	\$0	
9. Total System Recoverable Expenses (Lines 7 + 8)		<u>\$48,072</u>	<u>\$47,894</u>	<u>\$47,688</u>	<u>\$47,477</u>	<u>\$47,268</u>	<u>\$47,064</u>	<u>\$46,137</u>	<u>\$48,787</u>	<u>\$45,309</u>	<u>\$49,285</u>	<u>\$49,871</u>	<u>\$49,742</u>	<u>\$574,594</u>	

⁽¹⁾ Depreciation expenses is based on the "Cradle-to-Grave" method of accounting.

⁽²⁾ The Equity Component for 2021 is 5.1869%. The Gross-up factor for taxes is 1/1.754782 for Jan-Jul and 1/1.762074 for Aug-Dec; this includes the Federal Income Tax Rate of 21% and the change in State Tax from 4.458% to 3.535%.

⁽³⁾ The Debt component for 2021 is 1.1737% based on December 2021 Earnings Surveillance report.

⁽²⁾⁽³⁾ Per Order No. PSC-2020-0165-PA-A-EU, WACC is based on the December 2021 Earnings Surveillance Report, approved ROE midpoint, and the proration of accumulated deferred federal income taxes (ADFIT). An adjustment to true up the ADFIT amount has been applied to the original proration formula in the 2021 projection filings.

FLORIDA POWER & LIGHT COMPANY
ENERGY CONSERVATION COST RECOVERY (ECCR)
SCHEDULE OF CAPITAL INVESTMENT, DEPRECIATION RETURN

SCHEDULE CT-4

January 2021 through December 2021														
(1)	(2)	(3)	(4)	(5)	(6)	(7)	(8)	(9)	(10)	(11)	(12)	(13)	(14)	(15)
	Beginning of Period Amount	a-Jan - 2021	a-Feb - 2021	a-Mar - 2021	a-Apr - 2021	a-May - 2021	a-Jun - 2021	a-Jul - 2021	a-Aug - 2021	a-Sep - 2021	a-Oct - 2021	a-Nov - 2021	a-Dec - 2021	Twelve Month Amount
COMMON EXPENSES														
1. Investments														
a. Expenditures/Additions		\$0	\$0	\$0	\$0	\$0	\$0	\$0	\$0	\$0	\$0	\$0	\$0	\$0
b. Additions to Plant		(\$1,094,115)	\$463,382	\$0	\$0	(\$341,589)	\$0	\$216,032	\$74,161	\$0	(\$337,995)	(\$473,153)	\$1,833,857	\$340,581
c. Retirements		(\$1,094,115)	\$0	\$0	\$0	(\$341,589)	\$0	\$0	\$0	\$0	(\$121,962)	(\$473,153)	\$0	(\$2,030,819)
d. Cost of Removal		\$0	\$0	\$0	\$0	\$0	\$0	\$0	\$0	\$0	\$0	\$0	\$0	\$0
e. Salvage		\$0	\$0	\$0	\$0	\$0	\$0	\$0	\$0	\$0	\$0	\$0	\$0	\$0
f. Transfer Adjustments		\$0	\$0	\$0	\$0	\$0	\$0	\$0	\$0	\$0	(\$3,601)	\$0	\$0	(\$3,601)
2. Plant In-Service/Depreciation Base	\$2,782,882	\$1,688,768	\$2,152,149	\$2,152,149	\$2,152,149	\$1,810,560	\$1,810,560	\$2,026,592	\$2,100,754	\$2,100,754	\$1,762,759	\$1,289,606	\$3,123,463	
3. Less: Accumulated Depreciation	\$2,349,925	\$1,283,957	\$1,315,964	\$1,351,833	\$1,384,856	\$1,073,443	\$1,103,619	\$1,137,395	\$1,168,190	\$1,198,585	\$1,098,459	\$646,799	\$690,485	
4. CWIP - Non Interest Bearing	\$0	\$0	\$0	\$0	\$0	\$0	\$0	\$0	\$0	\$0	\$0	\$0	\$0	
5. Net Investment (Lines 2 - 3 + 4)	<u>\$432,957</u>	<u>\$404,811</u>	<u>\$836,185</u>	<u>\$800,316</u>	<u>\$767,293</u>	<u>\$737,117</u>	<u>\$706,941</u>	<u>\$889,197</u>	<u>\$932,565</u>	<u>\$902,169</u>	<u>\$664,301</u>	<u>\$642,807</u>	<u>\$2,432,979</u>	
6. Average Net Investment		\$418,884	\$620,498	\$818,251	\$783,805	\$752,205	\$722,029	\$798,069	\$910,881	\$917,367	\$783,235	\$653,554	\$1,537,893	
7. Return on Average Net Investment														
a. Equity Component grossed up for taxes ⁽²⁾		\$2,399	\$3,553	\$4,686	\$4,489	\$4,308	\$4,135	\$4,570	\$5,166	\$5,203	\$4,442	\$3,707	\$8,723	\$55,381
b. Debt Component (Line 6 x debt rate) ⁽³⁾		\$410	\$607	\$800	\$767	\$736	\$706	\$781	\$891	\$897	\$766	\$639	\$1,504	\$9,504
8. Investment Expenses														
a. Depreciation ⁽¹⁾		\$28,146	\$32,008	\$35,869	\$33,023	\$30,176	\$30,176	\$33,777	\$30,794	\$30,396	\$25,436	\$21,493	\$43,686	\$374,979
b. Amortization		\$0	\$0	\$0	\$0	\$0	\$0	\$0	\$0	\$0	\$0	\$0	\$0	
c. Dismantlement		\$0	\$0	\$0	\$0	\$0	\$0	\$0	\$0	\$0	\$0	\$0	\$0	
d. Other		\$0	\$0	\$0	\$0	\$0	\$0	\$0	\$0	\$0	\$0	\$0	\$0	
9. Total System Recoverable Expenses (Lines 7 + 8)		<u>\$30,955</u>	<u>\$36,168</u>	<u>\$41,355</u>	<u>\$38,278</u>	<u>\$35,219</u>	<u>\$35,017</u>	<u>\$39,127</u>	<u>\$36,851</u>	<u>\$36,496</u>	<u>\$30,645</u>	<u>\$25,840</u>	<u>\$53,913</u>	<u>\$439,864</u>

⁽¹⁾ Depreciation expenses is based on the "Cradle-to-Grave" method of accounting.

⁽²⁾ The Equity Component for 2021 is 5.1869%. The Gross-up factor for taxes is 1/1.754782 for Jan-Jul and 1/1.762074 for Aug-Dec; this includes the Federal Income Tax Rate of 21% and the change in State Tax from 4.458% to 3.535%.

⁽³⁾ The Debt component for 2021 is 1.1737% based on December 2021 Earnings Surveillance report.

⁽²⁾⁽³⁾ Per Order No. PSC-2020-0165-PAA-EU, WACC is based on the December 2021 Earnings Surveillance Report, approved ROE midpoint, and the proration of accumulated deferred federal income taxes (ADFIT). An adjustment to true up the ADFIT amount has been applied to the original proration formula in the 2021 projection filings.

FLORIDA POWER & LIGHT COMPANY
ENERGY CONSERVATION COST RECOVERY (ECCR)
SCHEDULE OF CAPITAL INVESTMENT, DEPRECIATION RETURN

SCHEDULE CT-4

January 2021 through December 2021

	(1)	(2)	(3)	(4)	(5)	(6)	(7)	(8)	(9)	(10)	(11)	(12)	(13)	(14)	(15)
	Beginning of Period Amount	a-Jan - 2021	a-Feb - 2021	a-Mar - 2021	a-Apr - 2021	a-May - 2021	a-Jun - 2021	a-Jul - 2021	a-Aug - 2021	a-Sep - 2021	a-Oct - 2021	a-Nov - 2021	a-Dec - 2021	Twelve Month Amount	
BUSINESS ENERGY EVALUATION															
1. Investments															
a. Expenditures/Additions		\$1,710	\$6,093	\$7,043	\$7,471	\$8,304	\$6,421	\$3,294	\$3,969	\$3,966	\$3,219	\$2,327	(\$53,816)	\$1	
b. Additions to Plant		\$0	\$0	\$0	\$0	\$0	\$0	\$0	\$0	\$0	\$0	\$0	\$0	\$0	
c. Retirements		\$0	\$0	\$0	\$0	\$0	\$0	\$0	\$0	\$0	\$0	\$0	\$0	\$0	
d. Cost of Removal		\$0	\$0	\$0	\$0	\$0	\$0	\$0	\$0	\$0	\$0	\$0	\$0	\$0	
e. Salvage		\$0	\$0	\$0	\$0	\$0	\$0	\$0	\$0	\$0	\$0	\$0	\$0	\$0	
f. Transfer Adjustments		\$0	\$0	\$0	\$0	\$0	\$0	\$0	\$0	\$0	\$0	\$0	\$0	\$0	
2. Plant In-Service/Depreciation Base	\$3,388,500	\$3,388,500	\$3,388,500	\$3,388,500	\$3,388,500	\$3,388,500	\$3,388,500	\$3,388,500	\$3,388,500	\$3,388,500	\$3,388,500	\$3,388,500	\$3,388,500	\$3,388,500	
3. Less: Accumulated Depreciation	\$754,150	\$810,649	\$867,149	\$923,648	\$981,358	\$1,037,833	\$1,094,308	\$1,150,783	\$1,207,258	\$1,263,733	\$1,320,208	\$1,376,683	\$1,433,158		
4. CWIP - Non Interest Bearing	\$0	\$1,710	\$7,803	\$14,845	\$22,317	\$30,621	\$37,042	\$40,337	\$44,306	\$48,272	\$51,491	\$53,817	\$1		
5. Net Investment (Lines 2 - 3 + 4)	\$2,634,349	\$2,579,560	\$2,529,154	\$2,479,697	\$2,429,459	\$2,381,288	\$2,331,234	\$2,278,053	\$2,225,548	\$2,173,039	\$2,119,782	\$2,065,634	\$1,955,343		
6. Average Net Investment		\$2,606,955	\$2,554,357	\$2,504,426	\$2,454,578	\$2,405,373	\$2,356,261	\$2,304,644	\$2,251,801	\$2,199,293	\$2,146,411	\$2,092,708	\$2,010,488		
7. Return on Average Net Investment															
a. Equity Component grossed up for taxes ⁽²⁾		\$14,929	\$14,628	\$14,342	\$14,057	\$13,775	\$13,494	\$13,198	\$12,772	\$12,474	\$12,174	\$11,870	\$11,403	\$159,116	
b. Debt Component (Line 6 x debt rate) ⁽³⁾		\$2,550	\$2,498	\$2,450	\$2,401	\$2,353	\$2,305	\$2,254	\$2,202	\$2,151	\$2,099	\$2,047	\$1,966	\$27,277	
8. Investment Expenses															
a. Depreciation ⁽¹⁾		\$56,499	\$56,499	\$56,499	\$57,710	\$56,475	\$56,475	\$56,475	\$56,475	\$56,475	\$56,475	\$56,475	\$56,475	\$679,008	
b. Amortization		\$0	\$0	\$0	\$0	\$0	\$0	\$0	\$0	\$0	\$0	\$0	\$0	\$0	
c. Dismantlement		\$0	\$0	\$0	\$0	\$0	\$0	\$0	\$0	\$0	\$0	\$0	\$0	\$0	
d. Other		\$0	\$0	\$0	\$0	\$0	\$0	\$0	\$0	\$0	\$0	\$0	\$0	\$0	
9. Total System Recoverable Expenses (Lines 7 + 8)	\$73,978	\$73,626	\$73,291	\$74,167	\$72,603	\$72,273	\$71,927	\$71,449	\$71,100	\$70,749	\$70,391	\$69,845	\$865,400		

⁽¹⁾ Depreciation expenses is based on the "Cradle-to-Grave" method of accounting.

⁽²⁾ The Equity Component for 2021 is 5.1869%. The Gross-up factor for taxes is 1/.754782 for Jan-Jul and 1/.762074 for Aug-Dec; this includes the Federal Income Tax Rate of 21% and the change in State Tax from 4.458% to 3.535%.

⁽³⁾ The Debt component for 2021 is 1.1737% based on December 2021 Earnings Surveillance report.

⁽²⁾⁽³⁾ Per Order No. PSC-2020-0165-PAA-EU, WACC is based on the December 2021 Earnings Surveillance Report, approved ROE midpoint, and the proration of accumulated deferred federal income taxes (ADFIT). An adjustment to true up the ADFIT amount has been applied to the original proration formula in the 2021 projection filings.

FLORIDA POWER & LIGHT COMPANY
ENERGY CONSERVATION COST RECOVERY (ECCR)
SCHEDULE OF CAPITAL INVESTMENT, DEPRECIATION RETURN

SCHEDULE CT-4

January 2021 through December 2021

	(1)	(2)	(3)	(4)	(5)	(6)	(7)	(8)	(9)	(10)	(11)	(12)	(13)	(14)	(15)
	Beginning of Period Amount	a-Jan - 2021	a-Feb - 2021	a-Mar - 2021	a-Apr - 2021	a-May - 2021	a-Jun - 2021	a-Jul - 2021	a-Aug - 2021	a-Sep - 2021	a-Oct - 2021	a-Nov - 2021	a-Dec - 2021	Twelve Month Amount	
RESIDENTIAL AIR CONDITIONING															
1. Investments															
a. Expenditures/Additions		\$10,172	\$13,621	\$15,633	\$45,327	\$45,698	\$17,238	\$54,080	\$69,689	\$51,677	\$40,974	(\$364,109)	\$0	(\$0)	
b. Additions to Plant		\$0	\$0	\$0	\$0	\$0	\$0	\$0	\$0	\$0	\$0	\$388,665	(\$388,665)	\$0	
c. Retirements		\$0	\$0	\$0	\$0	\$0	\$0	\$0	\$0	\$0	\$0	\$0	\$0	\$0	
d. Cost of Removal		\$0	\$0	\$0	\$0	\$0	\$0	\$0	\$0	\$0	\$0	\$0	\$0	\$0	
e. Salvage		\$0	\$0	\$0	\$0	\$0	\$0	\$0	\$0	\$0	\$0	\$0	\$0	\$0	
f. Transfer Adjustments		\$0	\$0	\$0	\$0	\$0	\$0	\$0	\$0	\$0	\$0	\$0	\$0	\$0	
2. Plant In-Service/Depreciation Base	\$0	\$0	\$0	\$0	\$0	\$0	\$0	\$0	\$0	\$0	\$0	\$388,665	\$0		
3. Less: Accumulated Depreciation	\$0	\$0	\$0	\$0	\$0	\$0	\$0	\$0	\$0	\$0	\$0	\$3,239	\$0		
4. CWIP - Non Interest Bearing	\$0	\$10,172	\$23,793	\$39,426	\$84,752	\$130,450	\$147,689	\$201,768	\$271,457	\$323,134	\$364,108	(\$0)	(\$0)		
5. Net Investment (Lines 2 - 3 + 4)	\$0	\$10,172	\$23,793	\$39,426	\$84,752	\$130,450	\$147,689	\$201,768	\$271,457	\$323,134	\$364,108	\$385,425	(\$0)		
6. Average Net Investment		\$5,086	\$16,982	\$31,609	\$62,089	\$107,601	\$139,069	\$174,728	\$236,613	\$297,295	\$343,621	\$374,767	\$192,713		
7. Return on Average Net Investment															
a. Equity Component grossed up for taxes ⁽²⁾		\$29	\$97	\$181	\$356	\$616	\$796	\$1,001	\$1,342	\$1,686	\$1,949	\$2,126	\$1,093	\$11,272	
b. Debt Component (Line 6 x debt rate) ⁽³⁾		\$5	\$17	\$31	\$61	\$105	\$136	\$171	\$231	\$291	\$336	\$367	\$188	\$1,939	
8. Investment Expenses															
a. Depreciation ⁽¹⁾		\$0	\$0	\$0	\$0	\$0	\$0	\$0	\$0	\$0	\$0	\$3,239	(\$3,239)	\$0	
b. Amortization		\$0	\$0	\$0	\$0	\$0	\$0	\$0	\$0	\$0	\$0	\$0	\$0	\$0	
c. Dismantlement		\$0	\$0	\$0	\$0	\$0	\$0	\$0	\$0	\$0	\$0	\$0	\$0	\$0	
d. Other		\$0	\$0	\$0	\$0	\$0	\$0	\$0	\$0	\$0	\$0	\$0	\$0	\$0	
9. Total System Recoverable Expenses (Lines 7 + 8)		\$34	\$114	\$212	\$416	\$721	\$932	\$1,172	\$1,573	\$1,977	\$2,285	\$5,731	(\$1,957)	\$13,211	

⁽¹⁾ Depreciation expenses is based on the "Cradle-to-Grave" method of accounting.

⁽²⁾ The Equity Component for 2021 is 5.1869%. The Gross-up factor for taxes is 1/7.54782 for Jan-Jul and 1/7.62074 for Aug-Dec; this includes the Federal Income Tax Rate of 21% and the change in State Tax from 4.458% to 3.535%.

⁽³⁾ The Debt component for 2021 is 1.1737% based on December 2021 Earnings Surveillance report.

⁽²⁾⁽³⁾ Per Order No. PSC-2020-0165-PAA-EU, WACC is based on the December 2021 Earnings Surveillance Report, approved ROE midpoint, and the proration of accumulated deferred federal income taxes (ADFIT). An adjustment to true up the ADFIT amount has been applied to the original proration formula in the 2021 projection filings.

FLORIDA POWER & LIGHT COMPANY
ENERGY CONSERVATION COST RECOVERY (ECCR)
SCHEDULE OF CAPITAL INVESTMENT, DEPRECIATION RETURN

SCHEDULE CT-4

January 2021 through December 2021															
	(1)	(2)	(3)	(4)	(5)	(6)	(7)	(8)	(9)	(10)	(11)	(12)	(13)	(14)	(15)
	Beginning of Period Amount	a-Jan - 2021	a-Feb - 2021	a-Mar - 2021	a-Apr - 2021	a-May - 2021	a-Jun - 2021	a-Jul - 2021	a-Aug - 2021	a-Sep - 2021	a-Oct - 2021	a-Nov - 2021	a-Dec - 2021	Twelve Month Amount	
BUSINESS ON CALL															
1. Investments															
a. Expenditures/Additions		(\$5,112)	(\$22,185)	\$1,721	\$7,127	\$7,430	\$3,445	(\$7,280)	\$2,426	\$4,487	\$5,653	(\$2,732)	(\$50,778)	(\$55,799)	
b. Additions to Plant		\$10,264	\$27,304	(\$309,819)	\$3,743	\$1,800	(\$5,383)	\$26,962	\$38,566	\$16,543	\$8,068	\$2,228	\$53,299	(\$126,424)	
c. Retirements		(\$131)	(\$11,852)	(\$346,709)	(\$230)	\$0	(\$4,522)	\$0	(\$2,746)	(\$8,615)	(\$2,044)	(\$8,283)	(\$6,511)	(\$391,642)	
d. Cost of Removal		\$0	\$0	\$0	(\$1)	(\$8)	(\$13)	(\$0)	(\$9)	(\$0)	\$0	(\$0)	\$0	(\$32)	
e. Salvage		\$0	\$0	\$0	\$0	\$0	\$0	\$0	\$0	\$0	\$0	\$0	\$0	\$0	
f. Transfer Adjustments		\$0	\$0	\$0	\$0	\$0	\$0	\$0	\$0	\$0	\$0	\$0	\$0	\$0	
2. Plant In-Service/Depreciation Base	\$1,615,953	\$1,626,217	\$1,653,521	\$1,343,703	\$1,347,446	\$1,349,246	\$1,343,863	\$1,370,825	\$1,409,391	\$1,425,934	\$1,434,001	\$1,436,230	\$1,489,529		
3. Less: Accumulated Depreciation	\$913,933	\$934,393	\$943,444	\$615,284	\$631,051	\$647,088	\$658,568	\$674,762	\$688,747	\$697,331	\$712,692	\$722,503	\$735,489		
4. CWIP - Non Interest Bearing	\$179,193	\$174,081	\$151,896	\$153,617	\$160,744	\$168,174	\$171,618	\$164,338	\$166,765	\$171,252	\$176,905	\$174,173	\$123,394		
5. Net Investment (Lines 2 - 3 + 4)	\$881,212	\$865,905	\$861,974	\$882,036	\$877,139	\$870,332	\$856,914	\$860,401	\$887,409	\$899,855	\$898,214	\$887,899	\$877,434		
6. Average Net Investment		\$873,559	\$863,940	\$872,005	\$879,587	\$873,735	\$863,623	\$858,657	\$873,905	\$893,632	\$899,034	\$893,056	\$882,667		
7. Return on Average Net Investment															
a. Equity Component grossed up for taxes ⁽²⁾		\$5,003	\$4,948	\$4,994	\$5,037	\$5,004	\$4,946	\$4,917	\$4,957	\$5,069	\$5,099	\$5,065	\$5,006	\$60,044	
b. Debt Component (Line 6 x debt rate) ⁽³⁾		\$854	\$845	\$853	\$860	\$855	\$845	\$840	\$855	\$874	\$879	\$873	\$863	\$10,297	
8. Investment Expenses															
a. Depreciation ⁽¹⁾		\$20,590	\$20,903	\$18,549	\$15,998	\$16,045	\$16,015	\$16,195	\$16,741	\$17,200	\$17,405	\$18,094	\$19,496	\$213,230	
b. Amortization		\$0	\$0	\$0	\$0	\$0	\$0	\$0	\$0	\$0	\$0	\$0	\$0	\$0	
c. Dismantlement		\$0	\$0	\$0	\$0	\$0	\$0	\$0	\$0	\$0	\$0	\$0	\$0	\$0	
d. Other		\$0	\$0	\$0	\$0	\$0	\$0	\$0	\$0	\$0	\$0	\$0	\$0	\$0	
9. Total System Recoverable Expenses (Lines 7 + 8)		\$26,447	\$26,696	\$24,396	\$21,896	\$21,903	\$21,805	\$21,952	\$22,552	\$23,142	\$23,383	\$24,032	\$25,366	\$283,570	

⁽¹⁾ Depreciation expenses is based on the "Cradle-to-Grave" method of accounting.

⁽²⁾ The Equity Component for 2021 is 5.1869%. The Gross-up factor for taxes is 1/1.754782 for Jan-Jul and 1/1.762074 for Aug-Dec; this includes the Federal Income Tax Rate of 21% and the change in State Tax from 4.458% to 3.535%.

⁽³⁾ The Debt component for 2021 is 1.1737% based on December 2021 Earnings Surveillance report.

⁽²⁾⁽³⁾ Per Order No. PSC-2020-0165-PAA-EU, WACC is based on the December 2021 Earnings Surveillance Report, approved ROE midpoint, and the proration of accumulated deferred federal income taxes (ADFIT). An adjustment to true up the ADFIT amount has been applied to the original proration formula in the 2021 projection filings.

FLORIDA POWER & LIGHT COMPANY
ENERGY CONSERVATION COST RECOVERY (ECCR)
SCHEDULE OF CAPITAL INVESTMENT, DEPRECIATION RETURN

SCHEDULE CT-4

January 2021 through December 2021

(1)	(2)	(3)	(4)	(5)	(6)	(7)	(8)	(9)	(10)	(11)	(12)	(13)	(14)	(15)
	Beginning of Period Amount	a-Jan - 2021	a-Feb - 2021	a-Mar - 2021	a-Apr - 2021	a-May - 2021	a-Jun - 2021	a-Jul - 2021	a-Aug - 2021	a-Sep - 2021	a-Oct - 2021	a-Nov - 2021	a-Dec - 2021	Twelve Month Amount
RESIDENTIAL LOAD MANAGEMENT ("ON CALL")														
1. Investments														
a. Expenditures/Additions		(\$119,566)	(\$518,906)	\$40,246	\$166,698	\$173,786	\$80,574	(\$170,278)	\$56,755	\$104,961	\$132,216	(\$63,909)	(\$1,187,720)	(\$1,305,143)
b. Additions to Plant		\$240,077	\$638,655	(\$7,246,733)	\$87,558	\$42,107	(\$125,919)	\$630,643	\$902,078	\$386,941	\$188,701	\$52,124	\$1,246,687	(\$2,957,080)
c. Retirements		(\$3,065)	(\$277,223)	(\$8,109,604)	(\$5,369)	\$0	(\$105,779)	\$0	(\$64,239)	(\$201,505)	(\$47,809)	(\$193,730)	(\$152,285)	(\$9,160,607)
d. Cost of Removal		\$0	\$0	\$0	(\$33)	(\$179)	(\$301)	(\$9)	(\$218)	(\$0)	\$0	(\$1)	\$0	(\$741)
e. Salvage		\$0	\$0	\$0	\$0	\$0	\$0	\$0	\$0	\$0	\$0	\$0	\$0	\$0
f. Transfer Adjustments		\$0	\$0	\$0	\$0	\$0	\$0	\$0	\$0	\$0	\$0	\$0	\$0	\$0
2. Plant In-Service/Depreciation Base	\$28,390,864	\$28,630,941	\$29,269,596	\$22,022,864	\$22,110,422	\$22,152,529	\$22,026,610	\$22,657,253	\$23,559,330	\$23,946,271	\$24,134,972	\$24,187,096	\$25,433,783	
3. Less: Accumulated Depreciation	\$16,802,893	\$17,281,438	\$17,493,147	\$9,817,408	\$10,186,211	\$10,561,318	\$10,829,826	\$11,208,610	\$11,535,720	\$11,736,522	\$12,095,818	\$12,325,302	\$12,629,040	
4. CWIP - Non Interest Bearing	\$3,928,278	\$3,808,712	\$3,289,806	\$3,330,052	\$3,496,750	\$3,670,536	\$3,751,109	\$3,580,832	\$3,637,587	\$3,742,548	\$3,874,764	\$3,810,855	\$2,623,135	
5. Net Investment (Lines 2 - 3 + 4)	\$15,516,249	\$15,158,215	\$15,066,255	\$15,535,507	\$15,420,960	\$15,261,746	\$14,947,893	\$15,029,474	\$15,661,197	\$15,952,297	\$15,913,918	\$15,672,650	\$15,427,879	
6. Average Net Investment		\$15,337,232	\$15,112,235	\$15,300,881	\$15,478,234	\$15,341,353	\$15,104,820	\$14,988,684	\$15,345,335	\$15,806,747	\$15,933,107	\$15,793,284	\$15,550,264	
7. Return on Average Net Investment														
a. Equity Component grossed up for taxes ⁽²⁾		\$87,832	\$86,543	\$87,623	\$88,639	\$87,855	\$86,501	\$85,836	\$87,037	\$89,654	\$90,371	\$89,578	\$88,199	\$1,055,668
b. Debt Component (Line 6 x debt rate) ⁽³⁾		\$15,001	\$14,781	\$14,966	\$15,139	\$15,005	\$14,774	\$14,660	\$15,009	\$15,461	\$15,584	\$15,447	\$15,210	\$181,039
8. Investment Expenses														
a. Depreciation ⁽¹⁾		\$481,610	\$488,932	\$433,865	\$374,205	\$375,286	\$374,587	\$378,793	\$391,566	\$402,308	\$407,105	\$423,214	\$456,023	\$4,987,495
b. Amortization		\$0	\$0	\$0	\$0	\$0	\$0	\$0	\$0	\$0	\$0	\$0	\$0	\$0
c. Dismantlement		\$0	\$0	\$0	\$0	\$0	\$0	\$0	\$0	\$0	\$0	\$0	\$0	\$0
d. Other		\$0	\$0	\$0	\$0	\$0	\$0	\$0	\$0	\$0	\$0	\$0	\$0	\$0
9. Total System Recoverable Expenses (Lines 7 + 8)		\$584,442	\$590,257	\$536,454	\$477,984	\$478,146	\$475,862	\$479,289	\$493,612	\$507,423	\$513,060	\$528,240	\$559,432	\$6,224,201

⁽¹⁾ Depreciation expenses is based on the "Cradle-to-Grave" method of accounting.

⁽²⁾ The Equity Component for 2021 is 5.1869%. The Gross-up factor for taxes is 1/754782 for Jan-Jul and 1/762074 for Aug-Dec; this includes the Federal Income Tax Rate of 21% and the change in State Tax from 4.458% to 3.535%.

⁽³⁾ The Debt component for 2021 is 1.1737% based on December 2021 Earnings Surveillance report.

⁽²⁾⁽³⁾ Per Order No. PSC-2020-0165-PAA-EU, WACC is based on the December 2021 Earnings Surveillance Report, approved ROE midpoint, and the proration of accumulated deferred federal income taxes (ADFIT). An adjustment to true up the ADFIT amount has been applied to the original proration formula in the 2021 projection filings.

FLORIDA POWER & LIGHT COMPANY
 COST RECOVERY CLAUSES
 2021 FINAL TRUE UP WACC @10.55%

CAPITAL STRUCTURE AND COST RATES (a)

	Adjusted Retail	Ratio	Midpoint Cost Rates	Weighted Cost	Pre-Tax Weighted Cost
Long term debt	\$14,211,473,777	30.450%	3.68%	1.1212%	1.12%
Short term debt	\$576,179,219	1.235%	0.88%	0.0109%	0.01%
Preferred stock	\$0	0.000%	0.00%	0.0000%	0.00%
Customer Deposits	\$393,694,532	0.844%	2.18%	0.0184%	0.02%
Common Equity ^(b)	\$22,483,041,795	48.172%	10.55%	5.0822%	6.67%
Deferred Income Tax	\$8,251,966,332	17.681%	0.00%	0.0000%	0.00%
Investment Tax Credits					
Zero cost	\$0	0.000%	0.00%	0.0000%	0.00%
Weighted cost	\$755,711,932	1.619%	7.89%	0.1278%	0.16%
TOTAL	\$46,672,067,588	100.00%		6.36%	7.98%

CALCULATION OF THE WEIGHTED COST FOR CONVERTIBLE INVESTMENT TAX CREDITS (C-ITC)^(c)

	Adjusted Retail	Ratio	Cost Rate	Weighted Cost	Pre-Tax Cost
Long term debt	\$14,211,473,777	38.73%	3.682%	1.426%	1.426%
Preferred Stock	\$0	0.00%	0.000%	0.000%	0.000%
Common Equity	\$22,483,041,795	61.27%	10.550%	6.464%	8.482%
TOTAL	\$36,694,515,572	100.00%		7.890%	9.908%

RATIO

DEBT COMPONENTS

Long term debt	1.1212%
Short term debt	0.0109%
Customer Deposits	0.0184%
Tax credits weighted	0.0231%
TOTAL DEBT	1.1737%

EQUITY COMPONENTS:

PREFERRED STOCK	0.0000%
COMMON EQUITY	5.0822%
TAX CREDITS -WEIGHTED	0.1047%
TOTAL EQUITY	5.1869%
TOTAL	6.3605%
PRE-TAX EQUITY	6.8062%
PRE-TAX TOTAL	7.9799%

Note:

(a) Capital structure includes a deferred income tax proration adjustment consistent with FPSC Order No. PSC-2020-0165-PAA-EU, Docket No. 20200118-EU.

(b) Cost rate for common equity represents FPL's mid-point return on equity approved by the FPSC in Order No. PSC-16-0560-AS-EI, Docket Nos. 160021-EI, 160061-EI, 160062-EI, and 160088-EI.

(c) This capital structure applies only to Convertible Investment Tax Credit (C-ITC)

Reconciliation and Explanation of
Differences between Filing and FPSC Audit
Report for Months: January – December 2021

The Audit has not been completed as of the date of this Filing

FPL DSM Program Descriptions

FPL's DSM programs are designed to reduce energy consumption and growth of coincident peak demand.

1. Residential Home Energy Survey (HES)

This program educates customers on energy efficiency and encourages implementation of recommended practices and measures, even if these are not included in FPL's DSM programs. The HES is also used to identify potential candidates for other FPL DSM programs.

2. Residential Ceiling Insulation

This program encourages customers to improve the home's thermal efficiency.

3. Residential Load Management (On-Call)

This program allows FPL to turn off certain customer-selected appliances using FPL-installed equipment during periods of extreme demand, capacity shortages, system emergencies, or system frequency regulation.

4. Residential Air Conditioning

This program encourages customers to install high-efficiency central air conditioning systems.

5. Residential New Construction (BuildSmart®)

This program encourages builders and developers to design and construct new homes that achieve BuildSmart® certification and move towards ENERGY STAR® qualifications.

6. Residential Low Income

This program assists low income customers through FPL-conducted Energy Retrofits and state Weatherization Assistance Provider (WAP) agencies.

7. Business On Call

This program allows FPL to turn off customers' direct expansion central air conditioning units using FPL-installed equipment during periods of extreme demand, capacity shortages, or system emergencies.

8. Cogeneration and Small Power Production

This program facilitates the interconnection and administration of contracts for co-generators and small power producers.

9. Business Lighting

This program encourages customers to install high-efficiency lighting systems.

10. Commercial/Industrial Load Control (CILC)

This program allows FPL to control customer loads of 200 kW or greater during periods of extreme demand, capacity shortages, or system emergencies. It was closed to new participants as of December 31, 2000. It is available to existing participants who had entered into a CILC agreement as of March 19, 1996.

11. Commercial/Industrial Demand Reduction (CDR)

This program allows FPL to control customer loads of 200 kW or greater during periods of extreme demand, capacity shortages or system emergencies.

FPL DSM Program & Pilot Descriptions (cont'd)

12. Business Energy Evaluation (BEE)

This program educates customers on energy efficiency and encourages implementation of recommended practices and measures, even if these are not included in FPL's DSM programs. The BEE is also used to identify potential candidates for other FPL DSM programs

13. Business Heating, Ventilating & AC (HVAC)

This program encourages customers to install high-efficiency HVAC systems.

14. Business Custom Incentive (BCI)

This program encourages customers to install unique high-efficiency technologies not covered by other FPL DSM programs.

15. Conservation Research & Development (CRD) Project

This project consists of research studies designed to: identify new energy efficient technologies; evaluate and quantify their impacts on energy, demand and customers; and where appropriate and cost-effective, incorporate an emerging technology into a DSM program.

16. Common Expenses

For administrative efficiency, this includes all costs that are not specifically attributable to a particular program.

Florida Power & Light Company
Program Progress
January through December 2021

Pgm No	Program Title	Accomplishments		2021 Cost & Variance v. Actual/Estimate ¹
		2021	Inception through December 2021	
1	Residential Home Energy Survey	Participants = 84,878	Participants = 4,286,878	Total = \$13,619,744 Variance= \$648,586
2	Residential Ceiling Insulation	Participants = 1,503	Participants = 585,705	Total = \$476,609 Variance= (\$55,643)
3	Residential Load Management ("On Call")	Participants = 3,002	Participants = 690,587	Total = \$37,677,181 Variance= (\$1,001,115)
4	Residential Air Conditioning	Participants = 18,477	Participants = 2,009,088	Total = \$3,286,414 Variance= (\$86,825)
5	Residential New Construction (BuildSmart®)	Participants = 4,036	Participants = 58,748	Total = \$552,644 Variance= (\$4,549)
6	Residential Low-Income	Participants = 8,502	Participants = 29,121	Total = \$670,478 Variance= \$59,148
7	Business On Call	kW = 300	MW = 71	Total = \$3,089,431 Variance= \$46,600
8	Cogeneration & Small Power Production	Firm MW = 114 GWh Purchased = 1,142 Firm = 3; As Available = 12	MW Under Contract = 114 MW Committed = 114	Total = \$165,620 Variance= \$40,694
9	Business Lighting	kW = 2,237	kW = 316,822	Total = \$306,955 Variance= \$6,003
10	Commercial/Industrial Load Control	Closed to new participants	MW = 456	Total = \$43,525,152 Variance= (\$269,281)
11	Commercial/Industrial Demand Reduction	kW= 27,682	MW = 361	Total = \$29,525,946 Variance= \$121,449
12	Business Energy Evaluation	Participants = 4,751	Participants = 263,930	Total = \$6,147,761 Variance= (\$1,104,875)
13	Business Heating, Ventilating & AC	kW = 7,737	kW = 443,657	Total = \$3,846,566 Variance= (\$2,311,684)
14	Business Custom Incentive	kW = 0	kW = 54,866	Total = \$1,161 Variance= \$38
15	Conservation Research & Development	Not Applicable	Not Applicable	Total = \$36,311 Variance= (\$130,590)
16	Common Expenses	Not Applicable	Not Applicable	Total = \$6,347,963 Variance= \$25,796

Notes: (1) Variance where actuals less than Actual/Estimate shown with ()
kW and MW reduction are at the generator

Customers that no longer participate on FPL's Commercial/Industrial Load Control (CILC) and Commercial/Industrial Demand Reduction (CDR) Rates (January through December 2021)

<u>Customer Name</u>	<u>Effective Date</u>	<u>Prior Rate</u>	<u>Firm Rate</u>	<u>Remarks</u>
Customer No. 1	05/04/2021	CILC	Not Applicable	No longer qualified
Customer No. 2	06/02/2021	CILC	Not Applicable	No longer qualified
Customer No. 3	06/10/2021	CILC	Not Applicable	No longer qualified
Customer No. 4	06/10/2021	CILC	Not Applicable	No longer qualified
Customer No. 5	09/04/2021	CILC	Not Applicable	Final Billed
Customer No. 6	12/01/2021	CILC	Not Applicable	Final Billed
Customer No. 7	12/31/2021	CILC	Not Applicable	Final Billed
Customer No. 8	03/27/2021	CDR	Not Applicable	Final Billed
Customer No. 9	03/27/2021	CDR	Not Applicable	Final Billed
Customer No. 10	04/16/2021	CDR	Not Applicable	Final Billed
Customer No. 11	04/20/2021	CDR	Not Applicable	Final Billed
Customer No. 12	05/06/2021	CDR	Not Applicable	Final Billed
Customer No. 13	07/01/2021	CDR	Not Applicable	Final Billed
Customer No. 14	07/01/2021	CDR	Not Applicable	Final Billed
Customer No. 15	08/01/2021	CDR	Not Applicable	Final Billed
Customer No. 16	08/07/2021	CDR	Not Applicable	Final Billed
Customer No. 17	10/18/2021	CDR	Not Applicable	Final Billed
Customer No. 18	11/30/2021	CDR	Not Applicable	Final Billed
Customer No. 19	12/13/2021	CDR	Not Applicable	Final Billed
Customer No. 20	12/24/2021	CDR	Not Applicable	Final Billed

CONSERVATION RESEARCH & DEVELOPMENT (“CRD”) PROGRAM

CRD is an umbrella program under which FPL researches a wide variety of new technologies to evaluate their potential for reductions in peak load and energy as well as customer bill savings. Florida’s climatic conditions are unique so the studies must reflect the effects of the hot and humid environment. Favorable evaluation results can lead to incorporation in FPL’s DSM programs. Examples of technologies that have been included are: Energy Recovery Ventilators; Demand Control Ventilation; and Residential Air Conditioning Duct Plenum Seal.

In view of the extreme weather events witnessed in Texas in 2021, FPL re-visited the demand response capability of the FPL programs under extreme winter conditions. Quantum Energy Analytics (Quantum) was engaged to assist FPL with extrapolating existing control strategies and participating customer appliance mix to project the magnitude of demand response on the coldest day on record in Florida. The project estimated the full megawatt reduction available to the system and individual geographic regions within the service territory as a cold front moves down the state.

FPL participates in relevant co-funded projects such as Electric Power Research Institute (“EPRI”). This co-funding enables FPL to gain the learnings from larger research projects at a fraction of the total cost. In 2021, FPL continued its access to gather learnings from EPRI’s on-going readiness assessment of multiple technologies in various stages of development which enables comparisons among these technologies. FPL also began evaluation of smart electrical load centers, circuit breakers, and relays.

APPENDIX A

Residential

\$254.75 annual residential customer savings based on the following:

- Replace four 60-Watt standard light bulbs that you use four hours a day with LED bulbs
- Save \$29 a year
- Replace one 60-Watt standard light bulb that you leave on 12 hours a night for security with an LED bulb
- Save \$22 a year
- Replace old showerheads with water-efficient models to cut your hot water usage
- Save \$80 a year in a home with two occupants
- Reduce your water heater temperature by 20 degrees – lower the temperature from 140 degrees to 120 degrees
- Save about \$10 a year
- Turn the fan off when leaving a room – savings based on stopping one ceiling fan from running all the time
- Save about \$85 a year
- Use cold water instead of hot water when using your washing machine
- Save \$30 a year
- Use a power strip to turn off your desktop computer and accessories when not in use
- Save \$24 a year
- Install a smart thermostat
- Save \$50 a year on your cooling costs
- Enroll in our **On Call® Program**
- Save up to \$91.75 a year

Business

\$500 annual business customer savings based on the following:

- \$397 per year, attributed to an average business customer with a 10 ton A/C, replacing a 10 EER with a 12 EER unit, with the unit operating 3,869 hours per year
- \$140 per year, attributed to an average business customer enrolled in the Business On Call® program with a 10 ton A/C unit at \$2 per ton per month savings for seven months (April - October)

Please note: Home comparisons made within the FPL Energy Analyzer are based upon size, type and area of home. Comparisons are not based upon; a home's square footage, age, number of people living in the home, or neighboring homes.

TV SCRIPTS

BRAND	FPL	DATE	
CONVERSATION		BRAND LEAD	

RCS :30 RADIO

VO: We can get a lot done when we do it together.
Like making dinner together...
Folding laundry together...
And we can even learn to save together with the FPL Energy Analyzer.
It uses real data from my smart meter to tell me where my energy is going
and then gives us easy ways to save that the whole family can help with.
Together, we can make those savings count.

- ALT: Together, we can save up to \$300 a year

Let's go Florida.
Activate your free FPL Energy Analyzer at FPL.com/TakeControl and let's save, together.

BRAND	FPL	DATE	
CONVERSATION		CCODER	
TITLE		JOB NUMBER	
LENGTH		ISCI	

SCRIPTS

SAVE TOGETHER RCS :30

La navidad es una época mágica...
...donde toda la familia se reúne
y llenan la casa de energía...
el tiempo perfecto para revisar tu Analizador de Energía de FPL.
Desde más tandas de ropa para lavar, hasta esas lucecitas brillantes,
encuentra nuevas formas de disfrutar esta época de fiestas—
sin subir los cargos en tu cuenta.
Ahorra energía y dinero, juntos.
Activa tu Analizador de Energía de FPL hoy!
SUPER: FPL.com/TomaControl

SAVE TOGETHER RCS :15

¿Quieres ahorrar durante las fiestas?
Descubre consejos mágicos que te ayudarán a ahorrar energía mientras celebras
y mantienes tus cuentas bajas.
Ahorremos, juntos. Activa tu Analizador de Energía de FPL hoy!
SUPER: FPL.com/TomaControl

TV SCRIPT |

BRAND

FPL

DATE

SCRIPTS

103-5 The Beat encourages YOU to Support local Black Businesses, like

A Little Off The Top hair studio in Pinecrest. They've got some of Miami's finest independent creatives ready to take your quarantine look to the next level. Follow them at [alittleoffthetophairstudio](#) on Instagram and book your appointment today.

And if you're feeling hungry, check out House of Mac for a twist on a cheesy classic, and delicious wings, fries and more. There are two locations, Overtown and North Miami Beach, so your next meal is never too far. Order online for pickup or delivery at [houseofmac.com](#).

And if you're in Miami Gardens, Lorna's Caribbean and American Grill can give you your fix of Jamaican, Bahamian and American food. Check out the lunch specials too. For just \$7 you'll get a full plate including sides and a drink. Look for Lorna's on [ubereats](#), [doordash](#), or call for pickup at 305-623-9760.

Now more than ever, FPL is there to help these and other small businesses in our community with free tools, like the FPL Business Energy Manager, that can help business owners find new ways to save up to \$500 a year on their energy bills.

BRAND	FPL
CONVERSATION	

South Florida Home Pros is brought to you by FPL.

More and more people are spending time at home due to the pandemic, And FPL spokesperson Barbara Thompson joins us to talk about this, and so much more. Barbara, thank you for joining us, and let me start by asking you this, how can customers actually moderate their energy usage, while spending more time at home?

Thank you, yes, all of us spending more time at home and temperature outside being higher or working at home, playing, eating, and whether we realize it or not, our appliances are working twice as hard to keep us comfortable.

So, for people keeping an eye on their finances, we have some great tips to help you save money on your energy bill.

There's some really good things with working at home.

If you remember to put your computer on sleep mode in between your conference calls, that can save up to twenty dollars per computer per year.

Another thing is a power strip.

Get a smart power strip which is going to be able to tell when your computer or printer is inactive, and it'll reduce the power usage for you.

And what is the number one driver or power usage out there in the home?

The number one driver of power usage is the air conditioner. The hotter it is outside, the harder the air conditioner has to work.

And here we've got a couple great tips to make sure your air conditioner is running efficiently.

Make sure you change the filter once a month and then if you raise your thermostat one degree, that can make a difference of up to five percent of your energy usage for each degree you raise the thermostat.

Can you tell us about FPL's energy analyzer tool?

The FPL energy analyzer tool is a data-driven tool, it's free for all of our customers.

You can activate it online, on laptop, on a tablet, (it) you go to FPL.com/TakeControl

It's (gonna) give you a snapshot of your energy usage, it'll show you what appliances are using the most energy, it will give you some tips specific to your household, so it's a great tool and we encourage all of our customers to use it.

What other energy tips can you provide for the consumers out there?

You know, another thing we're all doing a lot is eating at home.

So, with that being said, we can get creative in the kitchen, we can make several meals at once, if we're going to bake or use the stove, or we can use the smallest appliance possible.

Use a toaster oven instead of heating up the oven.

Use a crockpot, the microwave, or you could get outside and do a barbeque.

Everybody loves a summer barbeque. And that way you're not using any energy cooking at all.

Where can customers learn more about the FPL energy analyzer tool and other resources to save energy and money?

We have additional tools as well as the energy analyzer on our website at FPL.com/TakeControl.

TV SCRIPTS

BRAND	FPL	DATE	
CONVERSATION		BRAND LEAD	

RCS :30 TV – SWEEPSTAKES

VOICE 1: When *we* play together, we always win
VOICE 2: So, when we heard we could get a \$10,000 Home Energy Makeover
VOICE 3: AND learn how to save on our energy bill each month...

- ALT: AND learn how to save up to \$300 a year on our energy bill each month

VOICE 1: ...we were ready.
VOICE 2: The FPL Energy Analyzer makes it easy to help keep our bill low with easy ways to save
VOICE 3: AND a chance to win big.
VOICE 1: Activate your free FPL Energy Analyzer at FPL.com/TakeControl
VOICE 2: and get your chance to win a \$10,000 Home Energy Makeover.

TV SCRIPTS

BRAND	FPL	DATE	
CONVERSATION		BRAND LEAD	

BEM :30 TV

Ever since I was younger I always wanted to be behind the chair.

We have been through so much with our customers, being a business that they can rely on.

At a time like COVID-19, the FPL Business Energy Manager has helped us identify different ways to save money.

We swapped out the normal bulbs with LED bulbs and our bill is way lower.

We've put cooling blankets over our fruits and vegetables at night and we've been able to lower our bill.

The fact that FPL even came out with something to help small businesses in a time of extreme need, that's definitely helped a lot.

BRAND	FPL	DATE	
CONVERSATION		BRAND LEAD	

RCS :30 RADIO – SWEEPSTAKES

VO: Now the family that saves energy together can win together, too!
The FPL Energy Analyzer uses real data from your smart meter
so you know exactly where your energy is going,
with tips to make it easy to help keep your bill low.
And now, you can save even more
with a chance to win a \$10,000 Home Energy Makeover!
Activate your free FPL Energy Analyzer at FPL.com/TakeControl
and get your chance to save and win, together!

TV SCRIPTS

BRAND	FPL	DATE	
CONVERSATION		BRAND LEAD	

RCS :30 TV – SWEEPSTAKES SPA

Voice 1: Juntos, siempre ganamos.

Voice 2: Cuando nos enteramos de que podíamos ganar una renovación de energía para nuestro hogar valorada en \$10,000...

Voice 3: ...y aprender cómo ahorrar en nuestra cuenta de electricidad cada mes...
• ALT: y aprender a cómo ahorrar hasta \$300 al año en nuestra cuenta de electricidad...

Voice 1: ...estábamos listos.

Voice 2: Con el Analizador de energía de FPL podemos mantener la cuenta baja, ahorrar...

Voice 3: ...y ganar en grande.

Voice 1: Activa tu Analizador de Energía de FPL gratis en FPL.com/TomaControl

Voice 2: y obtén una oportunidad de ganar \$10,000 en una renovación de energía para tu hogar.

TV & RADIO SCRIPTS

BRAND	FPL	DATE	
CONVERSATION			

RCS :30 TV – ANCHOR SPOT

Voice 1: Podemos lograr mucho más cuando trabajamos juntos.

Voice 2: Como preparar la cena en familia...

Voice 3: Doblar la ropa juntos...
• ALT: Lavar la ropa juntos...

Voice 1: Y hasta ahorrar juntos, con el Analizador de Energía de FPL...

Voice 2: ...que usa datos actuales de mi contador inteligente y ofrece un reporte detallado sobre mi consumo de electricidad.

Voice 3: Además, te da opciones de cómo ahorrar para que todos en la familia podamos ayudar.

Voice 2: Juntos, podemos ahorrar.
• ALT: Junto, podemos ahorrar hasta \$300 al año.

Voice 1: Activa tu Analizador de Energía de FPL gratis en FPL.com/TomaControl y ahorremos juntos, Florida.

RCS :15 TV – ANCHOR SPOT

Voice 1: Logramos más cuando trabajamos juntos—

Voice 2: ...como ahorrar en nuestras cuentas de electricidad con los consejos del Analizador de Energía de FPL.
• ALT: como ahorrar hasta \$300 al año en las cuentas de electricidad con los consejos del Analizador de energía de FPL.

Voice 1: Descubre como todos en la familia pueden ayudar a ahorrar.

Voice 2: Visita FPL.com/TomaControl.

TV SCRIPTS

BRAND	FPL	DATE	
CONVERSATION		BRAND LEAD	

RCS :30 TV – ANCHOR SPOT

VOICE 1: We can get a lot done when we do it together.

VOICE 2: Like making dinner together...

VOICE 3: Folding laundry together...

- ALT: Doing laundry together...

VOICE 1: And we can even learn to save together with the FPL Energy Analyzer.

VOICE 2: It uses real data from my smart meter to tell me where my energy is going

VOICE 3: and then gives us easy ways to save that the whole family can help with.

VOICE 1: Together, we can make those savings count.

- ALT: Together, we can save up to \$300 a year

VOICE 2: Let's go Florida. Activate your free FPL Energy Analyzer at FPL.com/TakeControl and let's save, together.

RCS :15 TV – ANCHOR SPOT

VOICE 1: We can get a lot done when we do it together—

VOICE 2: like saving on our energy bill with tips from the FPL Energy Analyzer.

- ALT: like saving up to \$300 a year on our energy bill with tips from the FPL Energy Analyzer.

VOICE 1: Find easy ways the whole family can help save together.

VOICE 2: Go to FPL.com/TakeControl.

TV SCRIPT | English |

BRAND	FPL	DATE	
CONVERSATION		CCODER	
TITLE		JOB NUMBER	
LENGTH		ISCI	

SCRIPTS

RCS :30 RADIO

VO: We can get a lot done when we do it together.
Like making dinner together...
Folding laundry together...
And we can even learn to save together with the FPL Energy Analyzer.
It uses real data from my smart meter to tell me where my energy is going
and then gives us easy ways to save that the whole family can help with.
Together, we can make those savings count.

- ALT: Together, we can save up to \$300 a year

Let's go Florida.
Activate your free FPL Energy Analyzer at FPL.com/TakeControl and let's save, together.

RESIDENTIAL HOLIDAY RADIO :15

Deck the halls with energy savings! Activate your FPL Energy Analyzer to find tips that keep your decorations bright, and your bills low for the holidays, and the new year. Go to FPL.com/TakeControl and start saving today.

BRAND	FPL	DATE	
CONVERSATION		CCODER	
TITLE		JOB NUMBER	
LENGTH		ISCI	

SCRIPTS

RCS :30 RADIO – SPA

Podemos lograr mucho más cuando trabajamos juntos.

Como preparar la cena en familia...

Doblar la ropa juntos...

Y hasta ahorrar juntos con el Analizador de Energía de FPL...

...que usa datos actuales de mi contador inteligente y ofrece un reporte detallado sobre mi consumo de electricidad.

Además, nos da opciones de cómo ahorrar para que todos en la familia podamos ayudar.

Juntos, podemos ahorrar.

- ALT: Juntos, podemos ahorrar hasta \$300 al año.

Activa tu Analizador de Energía de FPL gratis en FPL.com/TomaControl

Y ahorremos juntos, Florida.

RESIDENTIAL HOLIDAY RADIO :15

¡Comienza la época de fiestas ahorrando!

Activa tu Analizador de Energía de FPL y descubre consejos para mantener tus lucecitas brillando y tus cuentas bajas durante las fiestas y en el nuevo año.

Visita FPL.com/TomaControl.

TV SCRIPT | English |

BRAND	FPL	DATE	
CONVERSATION		CCODER	
TITLE		JOB NUMBER	
LENGTH		ISCI	

SCRIPTS

RESIDENTIAL HOLIDAY TV :30

The holidays are a time for magic...
...when the whole family comes together...
and the entire house is filled with energy...
—which makes it the perfect time to check in with your FPL Energy Analyzer.
From the extra loads of laundry to turning on those twinkling lights...
...you can find new ways to make the holidays sparkle—
—without driving up your bill.
'Tis the season to save energy and money, together.
Activate your FPL Energy Analyzer today!

RESIDENTIAL HOLIDAY TV :15

Looking to save for the holidays?
Discover the magic of energy-saving tips
that keep spirits bright and bills low.
Save together. Activate your FPL Energy Analyzer today!

BUSINESS HOLIDAY TV :60

Now, with the FPL Business Energy Manager, you can get a chance to win energy-saving prizes to help you start the new year off right!
Get your chance to win at FPLNewYearsCheer.com.

ECCR TV & RADIO

ECCR SOFT LAUNCH	
:15A – TV	:15B – TV
Did you know that rising temperatures make your A/C work harder, and can make your bill rise, too? As days heat up, get hot tips on keeping your bill cool with FPL smart tools.	Days are heating up! And your A/C is working harder. For every degree you turn up your thermostat, you could save 5% on staying cool. Find more ways to save with FPL smart tools.

ECCR TV & RADIO

ECCR SOFT LAUNCH	
:15A – TV	:15B – TV
<p>Cuando hace calor afuera, tu aire acondicionado trabaja más y hace que tu cuenta suba. Descubre cómo puedes mantener tu cuenta baja con las herramientas inteligentes de FPL.</p>	<p>Los días se están calentando, y tu aire acondicionado trabaja más. Por cada grado que subas en tu termostato puedes ahorrar un 5% en costos de enfriamiento. Aprende más en FPL.com/TomaControl.</p>

ECCR TV & RADIO

ECCR SOFT LAUNCH		
:30 RADIO	:10 RADIO	:05 RADIO
<p>It's HOT out there!</p> <p>At FPL, our energy experts know that as temperatures rise, your A/C has to work harder to keep you cool—</p> <p>and that can make your bill rise, too.</p> <p>Get hot tips on keeping your bill low with FPL smart tools.</p> <p>Like, did you know that for every degree you raise your thermostat you could save 5% on cooling costs?</p> <p>Or that you can save every time you fire up the grill instead of heating up the kitchen?</p> <p>ALT: Or that you can save by lowering the runtime on your pool pump?</p> <p>Find ways to give your A/C, and your bill, a break!</p> <p>Try the free FPL smart tools today at FPL.com/TakeControl.</p>	<p>As days heat up</p> <p>Get hot tips on keeping your bill cool with FPL smart tools.</p> <p>Go to FPL.com/TakeControl today.</p>	<p>Get hot tips on keeping your bill cool at FPL.com/TakeControl.</p>

ECCR TV & RADIO

ECCR SOFT LAUNCH		
:30 RADIO	:10 RADIO	:05 RADIO
<p>¡Qué calor!</p> <p>En FPL, nuestros expertos de energía saben que cuando sube la temperatura, tu aire acondicionado trabaja más—</p> <p>y eso hace que tu cuenta suba.</p> <p>Descubre consejos para mantener tu cuenta baja con las herramientas inteligentes de FPL.</p> <p>¿Sabías que por cada grado que subes en tu termostato puedes ahorrar 5% en costos de enfriamiento?</p> <p>O, ¿que puedes ahorrar cada vez que enciendes la parrilla en vez de usar tu horno?</p> <ul style="list-style-type: none">• ALT: O, ¿que puedes ahorrar si reduces el tiempo de función de la bomba de tu piscina? <p>Aprende más en FPL.com/TomaControl.</p>	<p>Mientras sube la temperatura,</p> <p>mantén tu cuenta baja con las herramientas inteligentes de FPL.</p> <p>Aprende más en FPL.com/TomaControl.</p>	<p>Mantén tu cuenta baja</p> <p>Visita FPL.com/TomaControl.</p>

SCRIPTS | Spanish

BRAND	FPL
CONVERSATION	
DATE	
CCODER	

TV ALZA LA MANO :60

Intro song beats

ABUELA: *Hacia abajo*

DAD: *Para arriba...*

¡Alza la mano si tu estas ahorrando!

Ya era hora que pudiese controlar-a

La energía que nos gusta usar-a

Ahora si que podemos ahorrar-a

DAD: *Con el Energy Manager...*

MOM: *FPL (whisper singing)*

VO: Cuando menos te lo esperas, tu consumo de energía te puede sorprender.

DAD: *Control-o y ahorra-o...*

MOM: *Energy Manager (whisper singing)*

DAD: *Ahorra-o y control-o*

VO: Ahora puedes monitorear, analizar y hasta simular tu consumo de energía para encontrar ahorros por toda la casa. El nuevo Energy Manager de FPL te pone al mando de tu uso de energía. Ahora si puedes gozar de un nivel de control jamás visto en la industria de energía.

DAD: *¡Alza la mano si tu estas ahorrando!*

VO: Muévete al ritmo de los ahorros con el Energy Manager de FPL. Visita FPL.com/TomaControl y empieza a ahorrar hoy.

TV ALZA LA MANO :30

DAD: *¡Alza la mano si tu estas ahorrando!*

VO: Tu consumo de energía te puede sorprender.

DAD: *Analiza y ahorra*

SCRIPTS | Spanish

MOM: *FPL...*

DAD: *Monitore-a y simul-a*

MOM: *Energy Manager...*

VO: Con el nuevo Energy Manager de FPL puedes monitorear, analizar y hasta simular tu consumo de energía para encontrar ahorros.

DAD: *¡Alza la mano si tu estas ahorran-do!*

VO: Muévete al ritmo de los ahorros con el Energy Manager de FPL. Visita FPL.com/TomaControl y empieza a ahorrar hoy.

TV ALZA LA MANO :15

DAD: *¡Alza la mano si estas analizan-do!
¡Alza la mano si estas analizan-do!
Estímal-o, Estímal-o*

MOM: *Energy Manager (whisper singing)*

VO: Analiza tu uso de energía y encuentra ahorros con la herramienta del Energy Manager de FPL.

RADIO

:30	:15
<p>SINGER: <i>¡Alza la mano si tú estás ahorran-do!</i></p> <p>VO: Con el nuevo Energy Manager de FPL puedes monitorear, analizar y hasta simular tu consumo de energía para encontrar ahorros.</p> <p>SINGER: <i>¡Analiz-a y ahorr-a. Monitore-a y simul-a!</i></p> <p>VO: Muévete al ritmo de los ahorros con el Energy Manager de FPL.</p> <p>SINGER: <i>¡Ahora sí que podemos ahorrar-a!</i></p> <p>VO: Visita FPL.com/TomaControl y empieza a ahorrar hoy.</p>	<p>VO: El nuevo Energy Manager de FPL te pone al mando de tu uso de energía.</p> <p>SINGER: <i>Ya era hora que pudiese controlar-a. ¡Ahora sí que podemos ahorrar-a!</i></p> <p>VO: Visita FPL.com/TomaControl y empieza a ahorrar hoy.</p> <p>[If there's time] SINGER: <i>Con el Energy Manager... FPL (whisper singing)</i></p>

SCRIPTS

BRAND	FPL
CONVERSATION	
DATE	

SAVINGS TO SING ABOUT :60

MOM: intro song beats—uh huh!

GRANDMA: Hoo yeah

VO: Your energy use can take off in more ways than you know.

SINGING: My use goes up with every hour, I feel control fading away.

VO: Get control over your energy use and your bill with the new FPL Energy Manager.

MOM SINGING: Ohhh I wanna save with somebody.

DAD SINGING: I wanna save energy with somebody.

VO: You can monitor, analyze, even simulate your energy use and save.

Woman: It's this all-in-one tool that shows me how!

EVERYONE SINGING:

Ohhh I wanna save with somebody!

I wanna get my bills down today.

VO: Find savings to sing about at [FPL.com/TakeControl](https://www.fpl.com/takecontrol)

GROUP SINGING (Fades out to the end):

Don't you wanna save? Say you wanna save? Don't you wanna save?

Don't you wanna save? Say you wanna save? Don't you wanna save?

SAVINGS TO SING ABOUT :30

MOM: intro song beats—uh huh!

GRANDMA: Hoo yeah

VO: Your energy use can take off in more ways than you know.

SCRIPTS

SINGING: My use goes up with every hour, I feel control fading away.

MOM SINGING: Ohhh I wanna save with somebody.

VO: You can monitor, analyze, even simulate your energy use and save with the new FPL Energy Manager.

VO: Find savings to sing about at FPL.com/TakeControl

GROUP SINGING (Fades out to the end):

Don't you wanna save? Say you wanna save? Don't you wanna save?
Don't you wanna save? Say you wanna save? Don't you wanna save?

SAVE WITH SOMEBODY (:15) TEASER ENG

VO: There's a new way...

VO: ...to learn how to save ...

VO: ... that's giving people everywhere something to sing about.

**SUPER: SAVINGS TO SING ABOUT COMING SOON
FPL.com/TakeControl**

SWEEPS :15

Now saving energy can help you win big!

Take the Energy Survey, part of your FPL Energy Manager, for your chance to win a \$10,000 Home Energy Makeover.

See how at F-P-L dot com slash Take Control.

FPL Energy Manager – Analyzer :15

Wanna know where your energy is going?

Now you can! Analyze your energy use with the new all-in-one FPL Energy Manager.

It's the energy breakdown that shows me how, yeah I wanna save with somebody

FPL Energy Manager – Simulator :15

Looking for easy ways to save?

Remix your energy use and simulate your way to savings with the new all-in-one FPL Energy Manager.

Ohhh I wanna save with somebody

Start saving today at FPL.com/TakeControl

SCRIPTS

ECCR RADIO :30 and :15	
:30	:15
<p>VO: Introducing the FPL Energy Manager, a new way to take control of your energy use and your bill.</p> <p>SINGER: Ohhh I wanna save with somebody! I wanna get my bills down today.</p> <p>VO: You can monitor, analyze, even simulate your energy use, and save.</p> <p>SINGER: It's this all-in-one tool that shows me how! Oh, I wanna save with somebody!</p> <p>VO: Find savings to sing about at FPL.com/TakeControl</p>	<p>VO: Get control over your energy use and your bill with the new FPL Energy Manager.</p> <p><i>SINGER: It's this all-in-one tool that shows me how! Oh, I wanna save with somebody!</i></p> <p>VO: Find savings to sing about at FPL.com/TakeControl</p>

Radio :10

Get control over your energy use and your bill with the new FPL Energy Manager.
Find savings to sing about at FPL.com/TakeControl

Radio :05

Get control over your energy use and find savings to sing about at FPL.com/TakeControl

TV SCRIPTS

BRAND	FPL	DATE	
CONVERSATION		BRAND LEAD	

BEM :30 TV

Ever since I was younger I always wanted to be behind the chair.

Cooking has always been therapeutic to me, this is the first time that I've done anything that's 100% mine. It's very important to count every penny.

The FPL Business Energy Manager has helped, essentially, us identify different ways to save money.

We swapped out the normal bulbs with LED bulbs so you can only imagine our bill is way lower.

The fact that FPL even came out with something to help small businesses, that's definitely helped a lot.

BEM :15 KRAVE TV

I'm a visual artist, and air conditioning is a big part of the cost to keep the place going.

One of the things I learned with the FPL Business Energy Manager was to change my filters more often, and I learned a bunch of other tips on how to save on cooling.

Every penny counts, now more than ever.

BEM :15 A LITTLE OFF THE TOP

It definitely takes a lot of energy to do what we do, and that's make people feel good.

The fact that FPL even came out with the Business Energy Manager, to help small businesses, that's definitely helped a lot.

We swapped out the normal bulbs with LED bulbs so you can only imagine our bill is way lower.

SCRIPTS | Spanish

BRAND	FPL
CONVERSATION	
DATE	
CCODER	

TV ALZA LA MANO :30

DAD: *¡Alza la mano si tu estas ahorrando!*

VO: Tu consumo de energía te puede sorprender.

DAD: *Analízala y ahorra*

MOM: *FPL...*

DAD: *Monitorea y simula*

MOM: *Energy Manager...*

VO: Con el nuevo Energy Manager de FPL puedes monitorear, analizar y hasta simular tu consumo de energía para encontrar ahorros.

DAD: *¡Alza la mano si tu estas ahorrando!*

VO: Muévete al ritmo de los ahorros con el Energy Manager de FPL. Visita FPL.com/TomaControl y empieza a ahorrar hoy.

TV ALZA LA MANO :15

DAD: *¡Alza la mano si estas analizando!*

¡Alza la mano si estas analizando!

Estímalo, Estímalo

MOM: *Energy Manager (whisper singing)*

VO: Analiza tu uso de energía y encuentra ahorros con la herramienta del Energy Manager de FPL.

TV SWEEPS :15

VO: Ahorrar energía te puede ayudar a ganar en grande.

Llena el Energy Survey, parte de tu Energy Manager de FPL, para una oportunidad de ganar una renovación de energía valorada en \$10,000.

Descubre cómo en FPL.com/TomaControl

SCRIPTS TV

BRAND	FPL
CONVERSATION	
DATE	

SAVINGS TO SING ABOUT :30

MOM: intro song beats—uh huh!

GRANDMA: Hoo yeah

VO: Your energy use can take off in more ways than you know.

SINGING: My use goes up with every hour, I feel control fading away.

MOM SINGING: Ohhh I wanna save with somebody.

VO: You can monitor, analyze, even simulate your energy use and save with the new FPL Energy Manager.

VO: Find savings to sing about at FPL.com/TakeControl

GROUP SINGING (Fades out to the end):

Don't you wanna save? Say you wanna save? Don't you wanna save?
Don't you wanna save? Say you wanna save? Don't you wanna save?

SWEEPS :15

Now saving energy can help you win big!

Take the Energy Survey, part of your FPL Energy Manager, for your chance to win a \$10,000 Home Energy Makeover. See how at F-P-L dot com slash Take Control.

BEM :30 TV

Ever since I was younger I always wanted to be behind the chair.

Cooking has always been therapeutic to me, this is the first time that I've done anything that's 100% mine. It's very important to count every penny.

The FPL Business Energy Manager has helped, essentially, us identify different ways to save money.

We swapped out the normal bulbs with LED bulbs so you can only imagine our bill is way lower.

The fact that FPL even came out with something to help small businesses, that's definitely helped a lot.



\$10,000

— HOME ENERGY —

MAKEOVER

ACTIVATE YOUR
**FPL ENERGY
ANALYZER**

ENTER TO WIN



FPL

— GANA UNA — RENOVACIÓN DE ENERGÍA DE **\$10,000**




FPL®

¡Activa tu Analizador de Energía de FPL para una oportunidad de ganar!

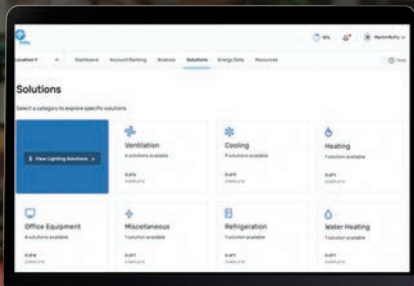
¡Aprende cómo ahorrar hasta \$300 al año y participa automáticamente para una oportunidad de ganar una renovación de energía para el hogar valorada en \$10,000 y otros premios semanales! Te podemos ayudar a ahorrar energía y dinero con termostatos e interruptores inteligentes, y más. Activa tu Analizador de Energía de FPL en [FPL.com/TomaControl](https://www.fpl.com/TomaControl)



— SAVE — TOGETHER



Kelly
Norman Brothers Produce
Co-Owner



Learn how to control your energy use and save.

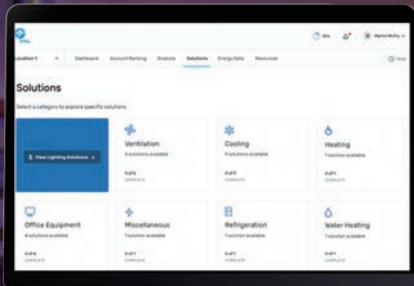

The FPL Business Energy Manager shows how your business uses energy across multiple locations and accounts to help you find ways to save every month. Let's save, together. See how at [FPL.com/BusinessEnergyManager](https://www.fpl.com/BusinessEnergyManager)



CHANGING THE CURRENT. **FPL**

— SAVE — TOGETHER

FEED ME
HOUSE OF MAC
& TELL ME I'M PRETTY



Learn how to control your energy use and save.

The FPL Business Energy Manager shows how your business uses energy across multiple locations and accounts to help you find ways to save every month. Let's save, together. See how at [FPL.com/BusinessEnergyManager](https://www.fpl.com/BusinessEnergyManager)

Derrick
World Famous House of Mac
Owner

CHANGING THE CURRENT.  FPL.

— SAVE —
UP TO \$300
A YEAR



FPL®

[FPL.com/TakeControl](https://www.fpl.com/TakeControl)

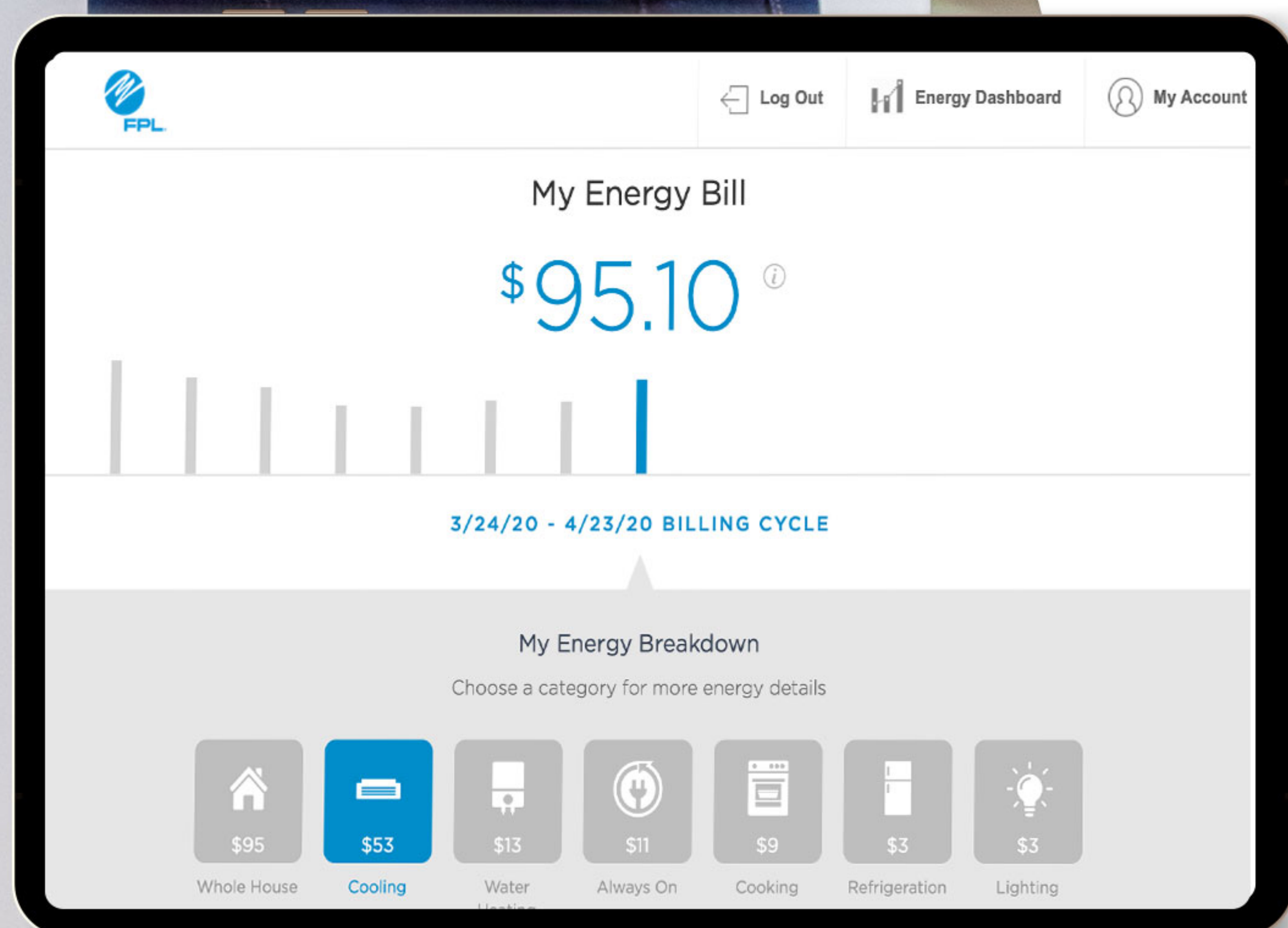




78°

Did you know that rising temperatures make your A/C work harder?

Check FPL smart tools for ways to keep your bill cool.




When it's hot outside, your A/C has to work even harder to keep you cool — and that can cause your bill to rise, too. For every degree you raise the thermostat, you could save 5% on your cooling costs. To find more energy-saving tips that can keep your bill low, go to [FPL.com/TakeControl](https://www.fpl.com/takecontrol)



FPL

Keep your bill cool

**LEARN TO
SAVE WITH FPL
SMART TOOLS**



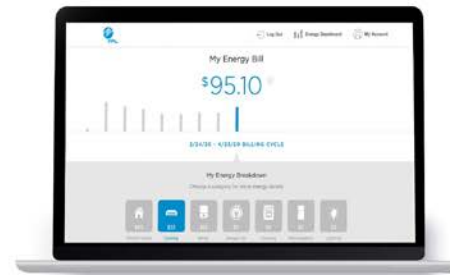
START SAVING



86°

RISING TEMPS MAKE YOUR A/C WORK HARDER

Keep your bill cool



FPL.com/TakeControl



Toma control de tu consumo de energía con el nuevo FPL Energy Manager, la herramienta que te ayuda a ahorrar. Ahora puedes monitorear, analizar y hasta simular tu consumo de energía para encontrar los ahorros que te pondrán a gozar.

[FPL.com/TomaControl](https://www.fpl.com/TomaControl)

CAMBIANDO LA CORRIENTE. 



Find savings
to sing about
with the new
**FPL Energy
Manager**

START SAVING



FPL

NEW
FPL ENERGY
MANAGER



**SAVINGS TO
SING ABOUT**

FPL.com/TakeControl



FPL.

CHANGING THE CURRENT.®



FPL.®

FPL.com/takecontrol



FPL Energy Manager

For every degree higher you set your thermostat, you'll save on your monthly cooling costs. Cool your home at 78° F or warmer. When you're away for more than four hours, raise it to 82° F.

1034 People Did This

I Did It

Get an energy breakdown with the **FPL Energy Analyzer** and find ways to save

TAKE THE SURVEY



FPL



¿Quieres ganar en grande? Ahora al completar el Energy Survey, parte del nuevo Energy Manager de FPL, ¡tendrás la oportunidad de ganar una renovación de energía valorada en \$10,000!

[FPL.com/TomaControl](https://www.fpl.com/TomaControl)

CAMBIANDO LA CORRIENTE.  FPL

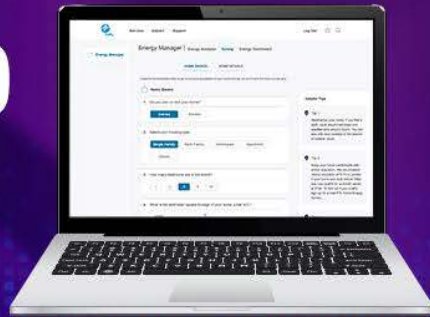


Wanna win big with somebody? Now when you take the Energy Survey, part of the new FPL Energy Manager, you'll be automatically entered for your chance to win a \$10,000 Home Energy Makeover!

[FPL.com/TakeControl](https://www.fpl.com/TakeControl)

CHANGING THE CURRENT.  FPL

**ENTER TO
WIN**

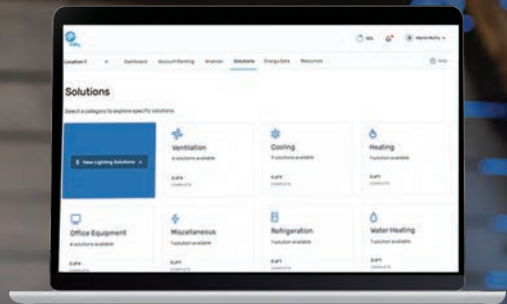
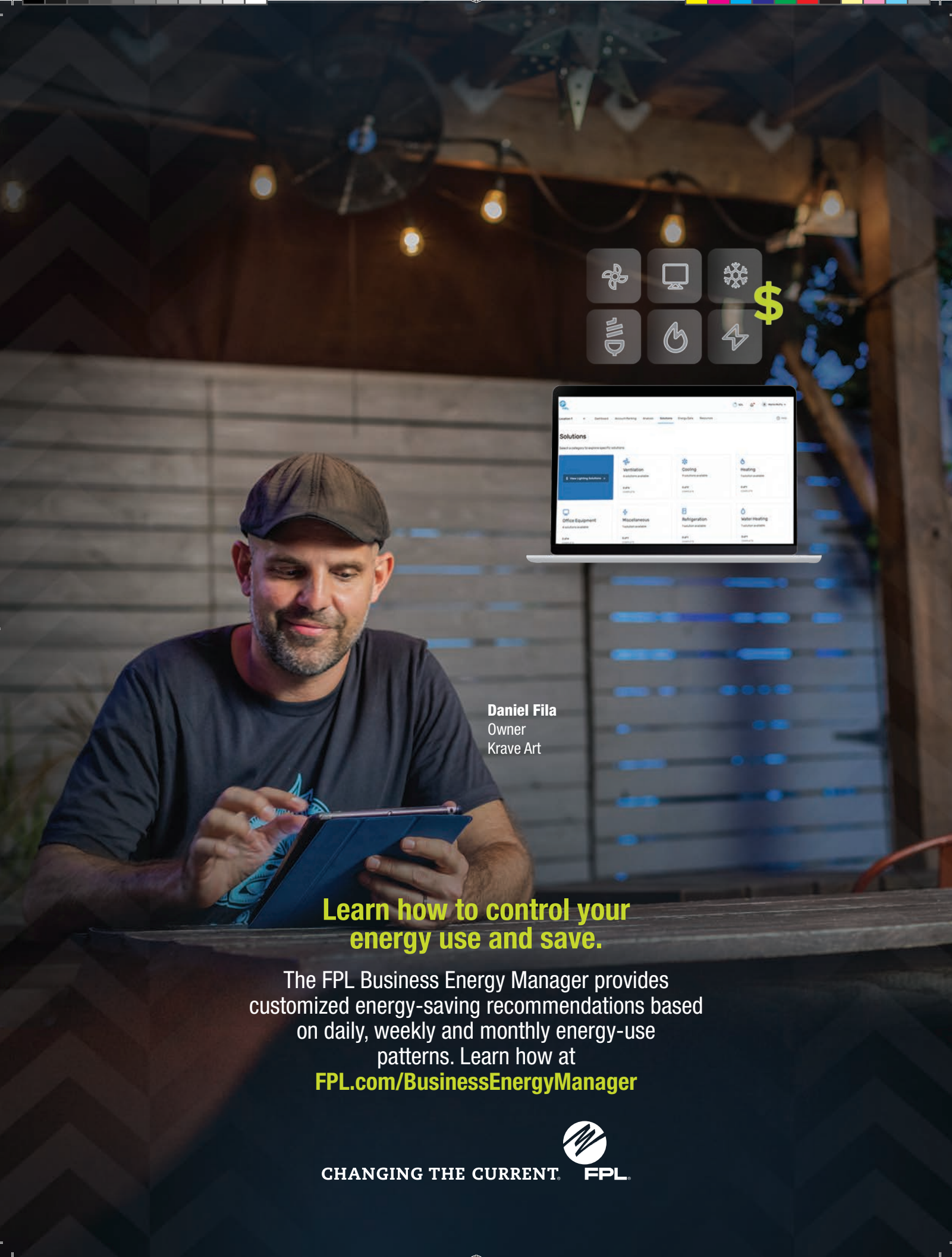


FPL.com/TakeControl

\$10,000
home energy
MAKEOVER



FPL



Daniel Fila
Owner
Krave Art

Learn how to control your energy use and save.

The FPL Business Energy Manager provides customized energy-saving recommendations based on daily, weekly and monthly energy-use patterns. Learn how at

[FPL.com/BusinessEnergyManager](https://www.fpl.com/BusinessEnergyManager)



CHANGING THE CURRENT. **FPL.**



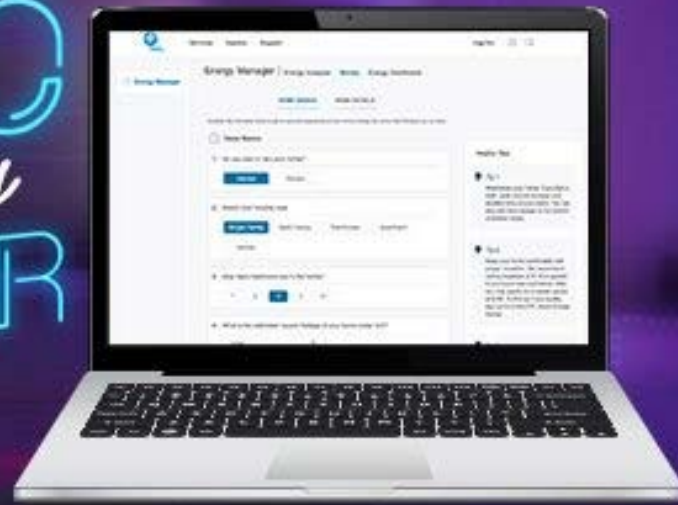
LAST CHANGE

Get a chance
to win BIG
when you take
the **Energy Survey**

[TAKE THE SURVEY](#)



\$10,000
home energy
MAKEOVER



Get a chance to win BIG when you
take the **Energy Survey**




TAKE THE SURVEY




FPL

FPL's Sing Your Savings – Facebook Post Previews

Telemundo 51 - Acceso Total




 Acceso Total T51  

¡Es tiempo de ahorrar energía y dinero! Juega la trivia "Ahorros Que Te Hacen Cantar" de **Florida Power & Light** para la oportunidad de ganar y ver Cameos de músicos conocidos desde hoy hasta el 2 de noviembre. Visite FPLSingYourSavings.com — with Florida Power & Light.




 Like  Comment  Share 

NBC6 – 6 in the Mix

 NBC 6 in the Mix  

Play for a chance to win and look out for Cameos from famous musicians in **Florida Power & Light's** Savings to Sing About Trivia Game now through 11/2. Visit FPLSingYourSavings.com — with Florida Power & Light.



0:37 / 2:00  RED CONTENT: FLORIDA POWER & LIGHT COMPANY 



FPL

SAVE UP TO
\$500 A YEAR
FOR YOUR BUSINESS

LEARN MORE

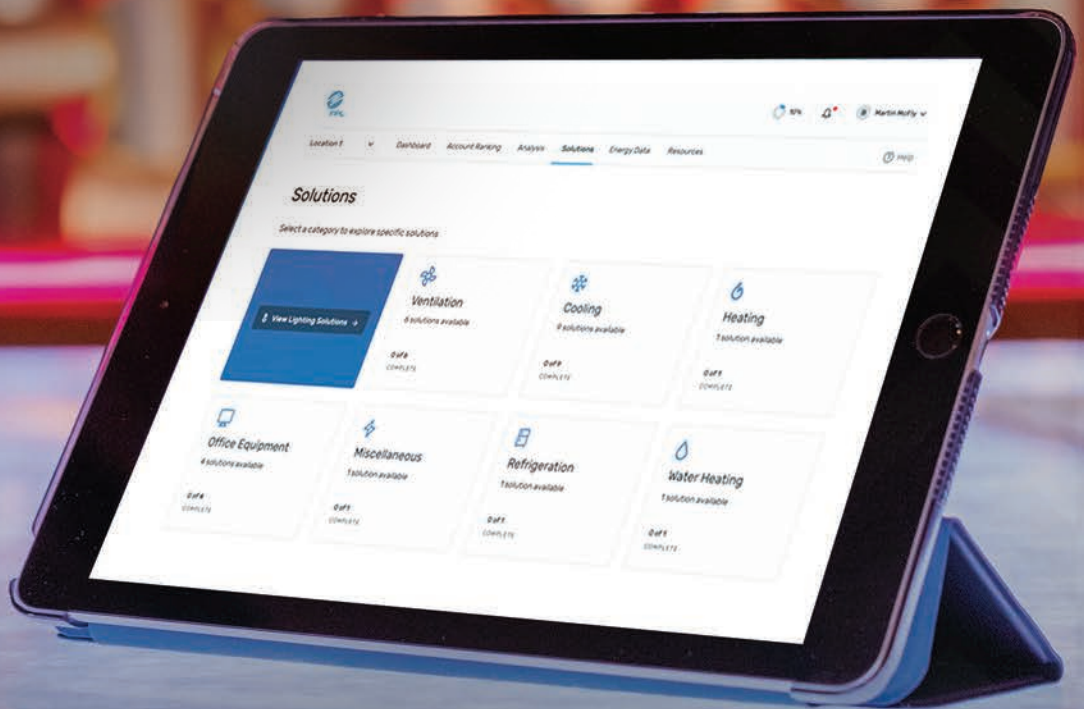


Get control over your energy use with the new FPL Energy Manager, the all-in-one tool that shows you how to save. Now you can monitor, analyze and even simulate your energy use to find savings to sing about.

[FPL.com/TakeControl](https://www.fpl.com/TakeControl)

CHANGING THE CURRENT. 

— SAVE —
UP TO \$500
A YEAR



Learn how to control your energy use and save.

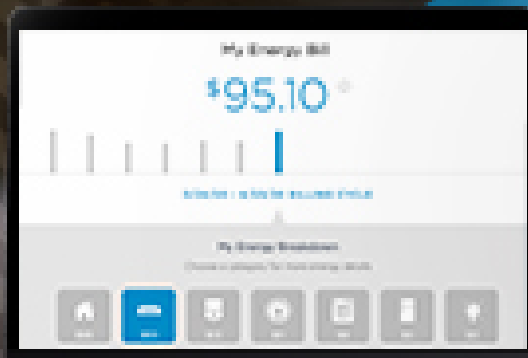
The FPL Business Energy Manager provides customized energy-saving recommendations based on daily, weekly, and monthly energy-use patterns.

Let's save, together. Learn how at [FPL.com/BusinessEnergyManager](https://www.fpl.com/BusinessEnergyManager)



CHANGING THE CURRENT. **FPL**

ACTIVATE YOUR
FPL ENERGY ANALYZER



— SAVE —
UP TO \$300
A YEAR

SAVE NOW



— SAVE —
TOGETHER

ACTIVATE YOUR
**FPL ENERGY
ANALYZER**

ACTIVATE NOW



FPL.



**SAVE ENERGY
AND MONEY**

ACTIVATE YOUR
**FPL ENERGY
ANALYZER**

ACTIVATE NOW



FPL.





Acceso Total T51 with Florida Power & Light.

Published by Mari Mazzarri · Paid Partnership ·



¡Es tiempo de ahorrar energía y dinero! Juega la trivia "Ahorros Que Te Hacen Cantar" de Florida Power & Light para la oportunidad de ganar y ver Cameos de músicos conocidos desde hoy hasta el 2 de noviembre. Visite FPLSingYourSavings.com



TELEMUNDO51.COM

Ahorros Que Te Hacen Cantar

Learn More



NBC 6 in the Mix with Florida Power & Light.

Published by April McKay · Paid Partnership

Play for a chance to win and look out for Cameos from famous musicians in Florida Power & Light's Savings to Sing About Trivia Game now through 11/2. Visit [FPLSingYourSavings.com](https://www.fpl.com/savings-to-sing)



SPONSORED CONTENT: FLORIDA POWER & LIGHT COMPANY

[NBCMIAMI.COM](https://www.nbcmiami.com)

Sing Your Savings

[Learn More](#)



Florida Power & Light

'Tis the season to save energy and money! You can save more than \$90 a year when enrolling qualifying appliances such as your ...See More



FPL.COM

Save more than \$90 a year

Sign Up for FPL On Call Today!

LEARN MORE



Florida Power & Light

'Tis the season to save energy and money! You can save more than \$90 a year when enrolling qualifying appliances such as your ...See More



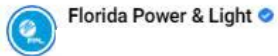
FPL.COM

Save more than \$90 a year

Sign Up for FPL On Call Today!

LEARN MORE





Florida Power & Light

Lower your energy bill with FPL On Call®. Enroll qualifying appliances such as your A/C and heat to start saving.




Choose which appliances
to enroll



FPL.COM

Save more than \$90 a year

Learn More



Florida Power & Light

Lower your energy bill with FPL On Call®. Enroll qualifying appliances such as your A/C and heat to start saving.



And save more than
\$90/year



FPL.COM

Save more than \$90 a year

Learn More





Florida Power & Light

Save money your way! Enroll qualifying appliances such as your A/C and heat in FPL On Call®.



FPL.COM

Save more than \$90 a year
Sign Up for FPL On Call Today!

LEARN MORE



Florida Power & Light

Save money your way! Enroll qualifying appliances such as your A/C and heat in FPL On Call®.



FPL.COM

Save more than \$90 a year
Sign Up for FPL On Call Today!

LEARN MORE





Florida Power & Light

Lower your energy bill with FPL On Call®. Enroll qualifying appliances such as your A/C and heat to start saving.



FPL.COM

Save more than \$90 a year
Sign Up for FPL On Call Today!

[LEARN MORE](#)



Florida Power & Light

Lower your energy bill with FPL On Call®. Enroll qualifying appliances such as your A/C and heat to start saving.



FPL.COM

Save more than \$90 a year
Sign Up for FPL On Call Today!

[LEARN MORE](#)





Florida Power & Light

Lower your energy bill with FPL On Call®. Enroll qualifying appliances such as your A/C and heat to start saving.

Save more than
\$90/year



FPL.COM

Save more than \$90 a year
Sign Up for FPL On Call Today!

LEARN MORE



Florida Power & Light

Lower your energy bill with FPL On Call®. Enroll qualifying appliances such as your A/C and heat to start saving.

Save more than
\$90/year



FPL.COM

Save more than \$90 a year
Sign Up for FPL On Call Today!

LEARN MORE





Florida Power & Light

Savings are in the air – and your wallet. Enroll in FPL On Call® to save money year-round, and see if you qualify for other rebates ...See More




Florida Power & Light

Savings are in the air – and your wallet. Enroll in FPL On Call to save money year-round, and see if you qualify for other rebates ...See More



-0:18



FPL.COM
Energy Saving Tips and Programs

LEARN MORE



FPL.COM
Energy Saving Tips and Programs

LEARN MORE





Florida Power & Light ✓

Spring into savings with new ways to save more than \$90 a year, plus special programs and rebates that could save you even more.



Energy Saving Tips and Programs

Start saving today!

[Learn More](#)



A/C \$150 Instant Rebate

See if you qualify



Florida Power & Light ✓

Spring into savings with new ways to save more than \$90 a year, plus special programs and rebates that could save you even more.



[Learn More](#)



A/C \$150 Instant Rebate

See if you qualify

[Learn More](#)



Residential Insulation \$

See if you qualify





Florida Power & Light ✓

Spring into savings with new ways to save more than \$90 a year, plus special programs and rebates that could save you even more.



Learn More



Residential Ceiling Insulation Savings

See if you qualify

Learn More



Save more than \$90 a year with On Call

See if you qualify



Florida Power & Light ✓

Spring into savings with new ways to save more than \$90 a year, plus special programs and rebates that could save you even more.



Learn More



Save more than \$90 a year with On Call

See if you qualify

Learn More



Rebates, Programs and Tips

Start saving today





Florida Power & Light ✓

Spring into savings with new ways to save more than \$90 a year, plus special programs and rebates that could save you even more.



\$90 a
ll

[Learn More](#)



**Rebates, Programs
and Tips**

Start saving today!

[Learn More](#)



 Florida Power & Light

Temperatures are rising — and your A/C is working harder to keep you cool. Get hot tips to keep bills low as summer heats up.



Learn how to save with **FPL SMART TOOLS**

FPL.COM
Save with FPL smart tools
 KEEP YOUR BILL LOW

[LEARN MORE](#)

 Florida Power & Light

While you're staying cool in the pool, raise your A/C to 78 degrees. Every degree higher you set your thermostat will save 5% on ...See More



Learn how to save with **FPL SMART TOOLS**

FPL.COM
Save with FPL smart tools
 KEEP YOUR BILL LOW

[LEARN MORE](#)



Florida Power & Light

Temperatures are rising — and your A/C is working harder to keep you cool. Get hot tips to keep bills low as summer heats up.



FPL.COM

Save with FPL smart tools
KEEP YOUR BILL LOW

LEARN MORE



Florida Power & Light

Temperatures are rising — and your A/C is working harder to keep you cool. Get hot tips to keep bills low as summer heats up.



FPL.COM

Save with FPL smart tools
KEEP YOUR BILL LOW

LEARN MORE

 Florida Power & Light 

Don't sweat it! With a new A/C from an FPL Participating Independent Contractor, you may qualify to save \$150 instantly.



 FPL
\$150 instant rebate on a new A/C
 See if you qualify

FPL.COM
\$150 instant rebate
 See if you qualify.

[LEARN MORE](#)

 Florida Power & Light 

Breeze through summer with a \$150 A/C rebate and start saving money on your energy bill. See if you qualify.



 FPL
\$150 instant rebate on a new A/C
 See if you qualify

FPL.COM
\$150 instant rebate on a new A/C

[LEARN MORE](#)



Florida Power & Light ✓

Have you heard? You can get paid for doing nothing when you participate in the FPL On Call program!



FPL.COM

Ready to start saving?

Sign up today!

LEARN MORE



Florida Power & Light ✓

Have you heard? More than 700,000 FPL customers are saving money every month with On Call, and you can too.

Watch your savings add up, with **FPL On Call**®



FPL.COM

Start saving on your bill

FPL On Call

LEARN MORE





Florida Power & Light

Have you heard? More than 700,000 FPL customers are saving money every month with On Call, and you can too.

Watch your savings add up, with **FPL On Call**



FPL.COM

Start saving on your bill

FPL On Call


LEARN MORE



Florida Power & Light

Have you heard? You could save money on your energy bill with FPL On Call.

Watch your savings add up, with **FPL On Call**



FPL.COM

Start saving on your bill

FPL On Call

LEARN MORE





Florida Power & Light ✓

Don't let a worn-out unit steal your cash. Get a new, energy-efficient A/C and start saving instantly!



There's an easier way to stay cool and save money

See if you qualify for an instant rebate

FPL.COM

Instant rebate on a new A/C

See if you qualify.

[LEARN MORE](#)



Florida Power & Light ✓

Cool yourself, and your bill, with a new, energy-efficient A/C. Start saving instantly!



There's an easier way to stay cool and save money

See if you qualify for an instant rebate

FPL.COM

Instant rebate on a new A/C

See if you qualify.

[LEARN MORE](#)





Florida Power & Light 

Don't miss your chance to save! Get a new, energy-efficient A/C and start saving instantly.




The cool air you love, for less.
Don't miss your chance to save on a new A/C

See if you qualify

FPL.COM
Instant rebate on a new A/C
See if you qualify.

[LEARN MORE](#)



Florida Power & Light 

Did you know replacing your A/C can save you instantly and even more each year? Start saving now by scheduling your appointment today.



There's an easier way to stay cool and save money

See if you qualify for an instant rebate

FPL.COM
Instant rebate on a new A/C
See if you qualify.

[LEARN MORE](#)



TABLE OF CONTENTS

Exhibit JNF-2 – Gulf 2021 ECCR Final True-up Schedules

CT-1, Page 2	Richard Hume
CT-2, Page 3, Lines 1 - 12	John Floyd
CT-2, Page 3, Lines 13 - 21	Richard Hume
CT-2, Page 4	Richard Hume
CT-3, Pages 5-7	John Floyd
CT-3, Pages 8 - 9	Richard Hume
CT-4, Page 10	Richard Hume
Capital Structure/Cost Rates, Page 11	Richard Hume
CT-5, Page 12	John Floyd
CT-6, Pages 13 - 16	John Floyd
Appendix A	John Floyd

Schedule CT-1

Gulf Power Company
ENERGY CONSERVATION COST RECOVERY (ECCR)
Calculation of the Final True-Up Amount
For the Period: January 2021 - December 2021

	\$	\$
Actual		
1. Principal	2,414,988	
a. Current Period Adjustment ^a	20,727	
2. Interest	1,660	
3. Actual Over/(Under) Recovery Ending Balance		2,437,375
Estimated/Actual as filed August 6, 2021		
4. Principal	1,519,865	
5. Interest	1,409	
6. Total Estimated/Actual Over/(Under) Recovery		1,521,274
7. Adjusted Net True-up Over/(Under) Recovery (Line 3 - 6)		916,101

^a Adjustment to reflect the change in the Florida state tax rate from 4.458% to 3.535%. The reduction in tax rate impacted 2020 and 2021, and a retroactive adjustment was booked in August 2021.

Schedule CT-2

Gulf Power Company
 ENERGY CONSERVATION COST RECOVERY (ECCR)
 Calculation of the Final True-Up Amount
For the Period: January 2021 - December 2021

**Analysis of Energy Conservation Program Costs
 Actual Compared to Estimated/Actual**

	Actual	Est/Actual	Difference
	\$	\$	\$
1. Depreciation, Return & Property Tax	3,087,603	3,173,913	(86,310)
2. Payroll & Benefits	1,558,042	1,668,306	(110,264)
3. Materials & Supplies	4,910	0	4,910
4. Outside Services	1,895,070	2,293,055	(397,985)
5. Advertising	384,246	544,690	(160,444)
6. Incentives	787,681	1,232,344	(444,663)
7. Vehicles	0	0	0
8. Adjustments	0	0	0
9. Other	135,382	147,649	(12,267)
10. Subtotal Cost	7,852,934	9,059,956	(1,207,021)
11. Program Revenues	0	0	0
12. Total Program Costs	7,852,934	9,059,956	(1,207,021)
13. Less: Payroll Adjustment	0	0	0
14. Amounts Inc. in Base Rate	0	0	0
15. Conservation Adjustment Revenues	8,603,781	8,915,679	(311,898)
16. Rounding Adjustment	8,603,781	8,915,679	(311,898)
17. True-up Before Adjustment Over/(Under) Recovery	750,846	(144,277)	895,123
18. Interest Provision	1,660	1,409	251
19. Prior Period True-up	1,664,141	1,664,141	0
20. Current Period Adjustment ^a	20,727	0	20,727
21. End of Period True-up	2,437,374	1,521,273	916,101

^a Adjustment to reflect the change in the Florida state tax rate from 4.458% to 3.535%. The reduction in tax rate impacted 2020 and 2021 and a retroactive adjustment was booked in August 2021.

SCHEDULE CT-2

Energy Conservation Cost Recovery (ECCR) Account Numbers
 For the Period: January through December 2021

Program	Account
Residential Home Energy Survey (HES)	9408172
	9908110
	9909101
	9925112
	9926211
Residential Low Income - Community Energy Sav	9408172
	9908110
	9925112
	9926211
EnergySelect	9408172
	9908110
	9909101
	9925112
	9926211
Residential HVAC	9408172
	9908110
	9925112
	9926211
Residential Ceiling Insulation	9408172
	9908110
	9925112
	9926211
Residential High Efficiency Pool Pump	9408172
	9908110
	9925112
	9926211
Business Energy Survey (BES)	9408172
	9908110
	9925112
	9926211
Business Custom Incentive	9408172
	9908110
	9925112
	9926211
Business HVAC	9408172
	9908110
	9925112
	9926211
Curtable Load	9440020

Gulf Power Company
ENERGY CONSERVATION COST RECOVERY (ECCR)
Calculation of the Final True-Up Amount
For the Period: January 2021 - December 2021

Conservation Costs By Program
Variance Actual Vs. Estimated/Actual

Program	Depreciation, Return & Property Taxes	Payroll & Benefits	Material & Supplies	Outside Services	Advertising	Incentives	Vehicles	Other	Sub-Total	Program Revenues	Total
Residential Conservation Programs:											
1. Residential Home Energy Survey (HES)	0	(1,731)	4,910	81,231	(14,268)	0	0	44,497	114,640	0	114,640
2. Residential Low Income - Community Energy Saver	0	12,648	0	49,249	0	0	0	1,261	63,157	0	63,157
3. Energy Select	(86,310)	(26,396)	0	(18,555)	(20,000)	0	0	8,589	(142,671)	0	(142,671)
4. Residential HVAC	0	(32,395)	0	(5,108)	(42,059)	(31,350)	0	(7,543)	(118,455)	0	(118,455)
5. Residential Ceiling Insulation	0	(7,765)	0	(5,102)	(32,058)	(74,100)	0	(7,923)	(126,948)	0	(126,948)
6. Residential High Efficiency Pool Pump	0	3,497	0	(5,108)	(2,059)	(70,250)	0	(7,818)	(81,738)	0	(81,738)
Commercial / Industrial Conservation Programs:											
7. Business Energy Survey (BES)	0	(10,752)	0	(19,594)	(50,000)	0	0	(35,213)	(115,559)	0	(115,559)
8. Business Custom Incentive	0	(9,628)	0	(5,000)	0	(25,000)	0	(2,587)	(42,215)	0	(42,215)
9. Business HVAC	0	(27,943)	0	9,165	0	(243,963)	0	(5,529)	(268,270)	0	(268,270)
10. Conservation Demonstration and Development:	0	0	0	0	0	0	0	0	0	0	0
11. Curtailable Load	0	(9,800)	0	0	0	0	0	0	(9,800)	0	(9,800)
12. Adjustments Related to Closed Programs	0	0	0	(479,162)	0	0	0	0	(479,162)	0	(479,162)
13. Less Base Rate Recovery	0	0	0	0	0	0	0	0	0	0	0
14. Total All Programs	(86,310)	(110,264)	4,910	(397,985)	(160,444)	(444,663)	0	(12,267)	(1,207,021)	0	(1,207,021)

Gulf Power Company
ENERGY CONSERVATION COST RECOVERY (ECCR)
 Calculation of the Final True-Up Amount
For the Period: January 2021 - December 2021

Conservation Costs By Program
Actual Expenses

Program	Depreciation, Return & Property Taxes	Payroll & Benefits	Material & Supplies	Outside Services	Advertising	Incentives	Vehicles	Other	Sub-Total	Program Revenues	Total
Residential Conservation Programs:											
1. Residential Home Energy Survey (HES)	0	384,434	4,910	203,231	315,409	0	0	99,735	1,007,718	0	1,007,718
2. Residential Low Income - Community Energy Saver	0	74,334	0	1,176,699	0	0	0	3,764	1,254,797	0	1,254,797
3. Energy Select	3,087,603	317,922	0	968,850	45,013	0	0	24,589	4,443,977	0	4,443,977
4. Residential HVAC	0	134,469	0	5,292	7,941	96,400	0	910	245,012	0	245,012
5. Residential Ceiling Insulation	0	106,805	0	5,298	7,942	0	0	585	120,630	0	120,630
6. Residential High Efficiency Pool Pump	0	101,299	0	5,292	7,941	27,000	0	684	142,216	0	142,216
Commercial / Industrial Conservation Programs:											
7. Business Energy Survey (BES)	0	244,421	0	406	0	0	0	3,441	248,269	0	248,269
8. Business Custom Incentive	0	23,769	0	0	0	0	0	166	23,935	0	23,935
9. Business HVAC	0	170,589	0	9,165	0	1,763	0	1,508	183,025	0	183,025
10. Conservation Demonstration and Development:											
a. CDD	0	0	0	0	0	0	0	0	0	0	0
b. Total	0	0	0	0	0	0	0	0	0	0	0
11. Curtable Load	0	0	0	0	0	662,518	0	0	662,518	0	662,518
12. Adjustments Related to Closed Programs	0	0	0	(479,162)	0	0	0	0	(479,162)	0	(479,162)
13. Total All Programs	3,087,603	1,558,042	4,910	1,895,070	384,246	787,681	0	135,382	7,852,934	0	7,852,934

Gulf Power Company
 ENERGY CONSERVATION COST RECOVERY (ECCR)
 Calculation of the Final True-Up Amount
 For the Period: January 2021 - December 2021

Conservation Costs By Program
Summary of Actual Expenses By Program By Month

Program	January	February	March	April	May	June	July	August	September	October	November	December	Total
Residential Conservation Programs:													
1. Residential Home Energy Survey (HES)	33,970	44,463	43,749	38,021	26,912	33,079	46,050	140,582	132,204	42,733	197,130	228,825	1,007,718
Amortization & Return on Investment	0	0	0	0	0	0	0	0	0	0	0	0	0
Total	33,970	44,463	43,749	38,021	26,912	33,079	46,050	140,582	132,204	42,733	197,130	228,825	1,007,718
2. Residential Low Income - Community Energy Saver	43,178	67,762	68,827	106,558	70,075	69,449	58,929	16,209	585,951	93,220	(87,928)	162,568	1,254,797
3. Energy Select	154,163	75,825	132,381	104,599	116,453	116,711	118,288	117,460	112,664	25,738	122,587	159,505	1,356,374
Amortization & Return on Investment	250,561	276,450	265,644	265,053	263,026	262,808	262,526	260,984	260,840	260,420	259,745	199,547	3,087,603
Total	404,724	352,275	398,025	369,652	379,479	379,518	380,814	378,444	373,504	286,157	382,332	359,052	4,443,977
4. Residential HVAC	3,632	12,848	15,040	19,535	15,494	30,920	22,505	19,581	23,017	11,247	41,928	29,265	245,012
5. Residential Ceiling Insulation	7,920	7,261	7,831	7,164	10,034	8,556	11,629	8,935	9,348	9,233	22,607	10,112	120,630
6. Residential High Efficiency Pool Pump	8,529	7,948	8,776	9,321	7,908	8,924	16,194	11,638	15,303	11,226	25,786	10,663	142,216
Commercial / Industrial Conservation Programs:													
7. Business Energy Survey (BES)	22,730	10,966	18,336	17,754	18,573	18,725	26,217	23,118	23,001	22,087	22,909	23,853	248,269
8. Business Custom Incentive	2,579	2,458	2,770	2,658	2,546	2,822	(282)	1,659	1,421	1,646	1,718	1,941	23,935
9. Business HVAC	14,007	16,039	15,357	14,781	14,162	16,384	14,468	13,301	13,277	37,005	(947)	15,191	183,025
10. Conservation Demonstration and Development:													
a. CDD	0	0	0	0	0	0	0	0	0	0	0	0	0
b. Total	0	0	0	0	0	0	0	0	0	0	0	0	0
11. Curtable Load	55,210	55,210	55,210	55,210	55,210	55,210	55,210	55,210	55,210	55,210	47,919	62,501	662,518
12. Adjustments Related to Closed Programs	0	0	0	0	0	0	(400,000)	(79,162)	0	0	0	0	(479,162)
13. Total All Programs	596,479	577,228	633,921	640,653	600,393	623,587	231,734	589,515	1,232,236	569,763	653,454	903,972	7,852,934

Gulf Power Company
 ENERGY CONSERVATION COST RECOVERY (ECCR)
 Calculation of the Final True-Up Amount
 For the Period: January 2021 - December 2021

Conservation Costs By Program
 Calculation of Over/Under Recovery

Conservation Revenues	January	February	March	April	May	June	July	August	September	October	November	December	Total
1. Energy Select Program Revenues	0	0	0	0	0	0	0	0	0	0	0	0	0
2. Conservation Revenues	544,064	529,668	481,991	452,734	689,311	851,091	984,537	909,377	681,602	734,657	489,821	592,409	7,941,263
a. Curtailable Load Credit (CT-3, page 2, line 11)	55,210	55,210	55,210	55,210	55,210	55,210	55,210	55,210	55,210	55,210	47,919	62,501	662,518
b. Revenue Adjustment	0	0	0	0	0	0	0	0	0	0	0	0	0
3. Total Revenues	599,274	584,878	537,201	507,943	744,521	906,301	1,039,747	964,586	736,812	789,867	537,740	654,910	8,603,781
4. Adjustment not Applicable to Period - Prior True Up	157,591	157,591	157,591	157,591	157,591	157,591	157,591	157,591	157,591	157,591	157,591	157,591	1,891,092
5. Conservation Revenues Applicable to Period	756,865	742,469	694,792	665,534	902,112	1,063,892	1,197,338	1,122,177	894,403	947,458	695,331	812,501	10,494,873
6. Conservation Expenses (CT-3, Page 3, Line 13)	596,479	577,228	633,921	640,653	600,393	623,587	231,734	589,515	1,232,236	569,763	653,454	903,972	7,852,934
7. True Up this Period (Line 5 - 6)	160,386	165,241	60,871	24,882	301,719	440,305	965,604	532,662	(337,833)	377,695	41,877	(91,471)	2,641,939
8. Interest Provision this Period (CT-3, Page 5, Line 11)	118	118	136	113	70	87	133	144	153	168	217	203	1,660
9. True Up & Interest Provision Beginning of Month	1,891,091	1,894,004	1,901,772	1,805,187	1,672,592	1,816,789	2,099,590	2,907,736	3,303,678	2,808,407	3,028,679	2,913,183	1,891,091
a. Deferred true-up beginning of period	(226,949)	(226,949)	(226,949)	(226,949)	(226,949)	(226,949)	(226,949)	(226,949)	(226,949)	(226,949)	(226,949)	(226,949)	(226,949)
10. Prior True Up Collected or Refunded	(157,591)	(157,591)	(157,591)	(157,591)	(157,591)	(157,591)	(157,591)	(157,591)	(157,591)	(157,591)	(157,591)	(157,591)	(1,891,092)
11. Adjustments to Period Total True-up Including Interest ^a	0	0	0	0	0	0	0	20,727	0	0	0	0	20,727
12. End of Period- Net True Up	1,667,055	1,674,823	1,578,238	1,445,643	1,589,840	1,872,641	2,680,787	3,076,729	2,581,458	2,801,730	2,686,234	2,437,375	2,437,375

^a Adjustment to reflect the change in the Florida state tax rate from 4.458% to 3.535%. The reduction in tax rate impacted 2020 and 2021, and a retroactive adjustment was booked in August 2021.

Gulf Power Company
ENERGY CONSERVATION COST RECOVERY (ECCR)
Calculation of the Final True-Up Amount
For the Period: January 2021 - December 2021

Computation of Interest Expense
Energy Conservation Adjustment

Interest Provision	January	February	March	April	May	June	July	August	September	October	November	December	Total
1. Beginning True up Amount	1,664,142	1,667,055	1,674,823	1,578,238	1,445,643	1,589,840	1,872,641	2,701,513	3,076,729	2,581,458	2,801,730	2,686,234	
2. Ending True up before Interest	1,666,937	1,674,704	1,578,103	1,445,529	1,589,770	1,872,554	2,680,654	3,076,585	2,581,305	2,801,562	2,686,016	2,437,172	
3. Total beginning & ending	3,331,078	3,341,759	3,252,925	3,023,768	3,035,413	3,462,394	4,553,295	5,778,098	5,658,034	5,383,020	5,487,747	5,123,406	
4. Average True up Amount	1,665,539	1,670,879	1,626,463	1,511,884	1,517,707	1,731,197	2,276,647	2,889,049	2,829,017	2,691,510	2,743,873	2,561,703	
5. Interest Rate First Day Reporting Business Month	0	0	0	0	0	0	0	0	0	0	0	0	0
6. Interest Rate First Day Subsequent Business Month	0	0	0	0	0	0	0	0	0	0	0	0	0
7. Total of Lines 5 and 6	0	0	0	0	0	0	0	0	0	0	0	0	0
8. Average Interest rate (50% of Line 7)	0	0	0	0	0	0	0	0	0	0	0	0	0
9. Monthly Average Interest Rate Line 8 \ 12	0	0	0	0	0	0	0	0	0	0	0	0	0
10. Interest Adjustment													
11. Interest Provision (Line 4 X 9)	118	118	136	113	70	87	133	144	153	168	217	203	1,660

Gulf Power Company
 ENERGY CONSERVATION COST RECOVERY (ECCR)
 Calculation of the Final True-Up Amount
 For the Period: January 2021 - December 2021

Schedule of Capital Investment, Depreciation and Return
Energy Select

Line No.	Description	Beginning of Period	January	February	March	April	May	June	July	August	September	October	November	December	Total
1	Investments Added to Plant In Service (Net of Retirements)		(60,880)	183,999	194,681	(215,908)	5,236	10,524	4,235	24,254	50,310	(26,185)	(4,044)	(18,185,802)	
2	Depreciable Base (Cumulative Plant Additions PM Ln 2 + CM Ln 1)	18,011,726	17,950,846	18,134,844	18,329,525	18,113,617	18,118,854	18,129,378	18,133,613	18,157,867	18,208,177	18,181,992	18,177,948	(7,854)	
3	Depreciation Expense (Note A)		118,377	118,782	120,029	119,959	119,265	119,317	119,366	119,459	119,705	119,784	119,685	59,810	1,373,537
4	Salvage, Cost of Removal and Retirement		(77,335)	(14,305)	(148,242)	35,115	(37,775)	(29,813)	(27,262)	(29,730)	(30,155)	(37,536)	(33,133)	(18,176,680)	
5	Less: Accum. Depr, COR and Sal. (PM Ln 5 + CM Ln 3 + 4)	(4,938,159)	(4,897,117)	(4,792,640)	(4,820,854)	(4,665,780)	(4,584,289)	(4,494,784)	(4,402,681)	(4,312,951)	(4,223,402)	(4,141,153)	(4,054,602)	(22,171,471)	
6	Net Plant In Service (CM Ln 2 - CM Ln 5)	22,949,885	22,847,963	22,927,484	23,150,379	22,779,397	22,703,143	22,624,162	22,536,293	22,470,818	22,431,578	22,323,145	22,232,549	22,163,617	
7	Net Additions/Reductions to CWIP	0	0	0	0	0	0	0	0	0	0	0	0	0	
8	CWIP Balance (PM Ln 8 + CM Ln 7)	0	0	0	0	0	0	0	0	0	0	0	0	0	
9	Inventory	509,349	590,334	547,004	524,932	510,183	498,941	569,592	548,618	529,195	513,950	497,943	507,276	541,821	
10	Net Investment (CM Ln 6 + CM Ln 8 + CM Ln 9)	23,459,234	23,438,297	23,474,489	23,675,311	23,289,580	23,202,084	23,193,754	23,084,911	23,000,013	22,945,528	22,821,088	22,739,825	22,705,438	
11	Average Net Investment (PM Ln 10 + CM Ln 10)/2		23,448,766	23,456,393	23,574,900	23,482,445	23,245,832	23,197,919	23,139,333	23,042,462	22,972,771	22,883,308	22,780,457	22,722,632	
12	Rate of Return / 12 (Note B)		0	0	0	0	0	0	0	0	0	0	0	0	
13	Return Requirement on Average Net Investment (CM Ln 11 * CM Ln 12)		132,184	132,227	132,895	132,374	131,040	130,770	130,440	128,805	128,415	127,915	127,340	127,017	1,561,422
14	Property Tax		0	25,441	12,720	12,720	12,720	12,720	12,720	12,720	12,720	12,720	12,720	12,720	152,643
15	Total Depreciation, Prop Taxes & Return (CM Ln 3 + CM Ln 13 + CM Ln 14)		250,561	276,450	265,644	265,053	263,026	262,808	262,526	260,984	260,840	260,420	259,745	199,547	3,087,603

Notes:

- (A) Energy *Select* Property Additions Depreciated at 7.9% per year.
- (B) Revenue Requirement Return (includes Income Taxes) is: Jan - July .5637%; Aug - Dec .5589%

**GULF POWER COMPANY
 COST RECOVERY CLAUSES
 2021 FINAL TRUE UP WACC @10.25%**

CAPITAL STRUCTURE AND COST RATES (a)

	Adjusted Retail	Ratio	Midpoint Cost Rates	Weighted Cost	Pre-Tax Weighted Cost
Long term debt	\$975,749,576	29.555%	2.56%	0.7568%	0.76%
Short term debt	\$268,979,376	8.147%	0.75%	0.0613%	0.06%
Preferred stock	\$0	0.000%	0.00%	0.0000%	0.00%
Customer Deposits	\$21,581,440	0.654%	1.94%	0.0127%	0.01%
Common Equity ^(b)	\$1,432,107,504	43.378%	10.25%	4.4463%	5.83%
Deferred Income Tax	\$587,479,775	17.795%	0.00%	0.0000%	0.00%
Investment Tax Credits					
Zero cost	\$0	0.000%	0.00%	0.0000%	0.00%
Weighted cost	\$15,556,948	0.471%	7.13%	0.0336%	0.04%
TOTAL	\$3,301,454,619	100.00%		5.31%	6.71%

CALCULATION OF THE WEIGHTED COST FOR INVESTMENT TAX CREDITS

	Adjusted Retail	Ratio	Cost Rate	Weighted Cost	Pre-Tax Cost
Long term debt	\$975,749,576	40.52%	2.561%	1.038%	1.038%
Preferred Stock	\$0	0.00%	0.000%	0.000%	0.000%
Common Equity	\$1,432,107,504	59.48%	10.250%	6.096%	8.000%
TOTAL	\$2,407,857,080	100.00%		7.134%	9.037%

RATIO

DEBT COMPONENTS

Long term debt	0.7568%
Short term debt	0.0613%
Customer Deposits	0.0127%
Tax credits weighted	0.0049%
TOTAL DEBT	0.8357%

EQUITY COMPONENTS:

PREFERRED STOCK	0.0000%
COMMON EQUITY	4.4463%
TAX CREDITS -WEIGHTED	0.0287%
TOTAL EQUITY	4.4750%
TOTAL	5.3107%
PRE-TAX EQUITY	5.8721%
PRE-TAX TOTAL	6.7079%

Note:

(a) Capital structure includes a deferred income tax proration adjustment consistent with FPSC Order No. PSC-2020-0165-PAA-EU, Docket No. 20200118-EU.

(b) Cost rate for common equity represents Gulf's mid-point return on equity approved by the FPSC in Order No. PSC-17-0178-S-EI, Docket Nos. 160186-EI and 160170-EI.

Schedule CT-5

Reconciliation and Explanation of
Differences between Filing and FPSC Audit
Report for Months: January – December 2021

The Audit has not been completed as of the date of this Filing

Schedule CT-6

Gulf Power DSM Program & Pilot Descriptions

Gulf's DSM programs are designed to reduce energy consumption and growth of coincident peak demand.

1. Residential Home Energy Survey (HES)

This program is the primary educational program to help customers improve the energy efficiency of their new or existing home by providing energy conservation advice and information that encourages the implementation of efficiency measures and behaviors resulting in energy and utility bill savings.

2. Community Energy Saver

This program assists low-income families with managing their energy costs. Through this program, qualifying customers receive the direct installation of conservation measures at no cost to them. The program also features a Residential Energy Survey that will help to educate families on energy efficiency techniques and behavioral changes to help these customers control their energy use and reduce their electricity expenses.

3. Energy Select

This program is designed to provide customers with a means of controlling their energy purchases by programming their heating and cooling systems and major appliances, such as electric water heaters and pool pumps, to respond automatically to prices that vary during the day and by season.

4. Residential HVAC

This program enables customers to increase energy efficiency and improve HVAC cooling and heating system performance for both new and existing single-family homes by offering an incentive for the installation of a high-efficiency electric heat pump.

5. Residential Ceiling Insulation

This program encourages customers to improve their homes' thermal efficiency by providing customers an incentive to install a minimum of R-19 insulation in their existing home.

6. Residential High Efficiency Pool Pump

This program encourages customers to install a high-efficiency pool pump by providing an incentive in both new and existing residential applications.

Schedule CT-6

7. Business Energy Survey

This program educates customers on energy efficiency and encourages them to participate in applicable DSM programs and/or implement other recommended actions not included as part of Gulf's Business programs. This program is a prime tool for Gulf's C/I Customer Advisors to introduce customers personally to conservation measures including low or no-cost improvements or new electro-technologies to replace old or inefficient equipment.

8. Business Custom Incentive

This program is designed to establish the capability and process to offer advanced energy services and energy efficient end-user equipment to Commercial/Industrial customers. These energy services include comprehensive audits, design, and construction of energy conservation projects. Specifically, projects covered under this program would be demand reduction or efficiency improvement retrofits that are beyond the scope of other programs.

9. Business HVAC

This program encourages customers to install high-efficiency HVAC systems, including chillers, split/package direct expansion (DX), demand control ventilation (DCV), and energy recovery ventilation (ERV), by offering incentives which will vary according to the size of the systems or ventilation installed.

10. Conservation Demonstration and Development

A package of conservation programs was approved by the Florida Public Service Commission in Order No. 23561 for Gulf Power Company to explore and to pursue research, development, and demonstration projects designed to promote energy efficiency and conservation. This program serves as an umbrella program for the identification, development, demonstration, and evaluation of new or emerging end-use technologies.

11. Curtailable Load

The Curtailable Load (CL) program provides qualifying customers capacity payments for electric load which can be curtailed during certain conditions as described in Rate Rider CL. The CL rider is available to customers taking service under rate schedules LP, LPT, PX, or PXT and who also execute a Curtailable Load Service agreement (CL Service Agreement). Qualifying customers must commit a minimum of 4,000 KW of non-firm load.

Schedule CT-6

Conservation Demonstration and Development (CDD) Program

A package of conservation programs was approved by the Florida Public Service Commission in Order No. 23561 for Gulf Power to explore and to pursue research, development, and demonstration projects designed to promote energy efficiency and conservation. This program serves as an umbrella program for the identification, development, demonstration, and evaluation of new or emerging end-use technologies.

Gulf did not initiate any new research projects in 2021.

Schedule CT-6

**Gulf Power Company
 Program Progress
 January through December 2021**

Pgm. No.	Program Title	Accomplishments		2021 Cost & Variance v. Actual/Estimate ¹
		2021	Inception through December 2021	
1	Residential Energy Survey	Participants = 11,734	Participants = 293,227	Total = \$ 1,007,718 Variance = \$ 114,640
2	Residential Low Income - Community Energy Saver	Participants = 3,795	Participants = 28,505	Total = \$ 1,254,797 Variance = \$ 63,157
3	Residential HVAC	Participants = 349	Participants = 349	Total = \$ 245,012 Variance = \$ (118,455)
4	Residential Ceiling Insulation	Participants = 33	Participants = 33	Total = \$ 120,630 Variance = \$ (126,948)
5	Residential High Efficiency Pool Pump	Participants = 129	Participants = 129	Total = \$ 142,216 Variance = \$ (81,738)
6	Energy Select	Participants = 397	Participants = 20,043	Total = \$ 4,443,977 Variance = \$ (142,671)
7	Business Energy Survey (BES)	Participants = 144	Participants = 23,578	Total = \$ 248,269 Variance = \$ (115,559)
8	Business HVAC	kW = 36	kW = 36	Total = \$ 183,025 Variance = \$ (268,270)
9	Business Custom Incentive	kW = 0	kW = 1,151	Total = \$ 23,935 Variance = \$ (42,215)
10	Conservation Demonstration & Development	Not Applicable	Not Applicable	Total = \$ - Variance = \$ -
11	Curtable Load	kW = 0	kW = 9,912	Total = \$ 662,518 Variance = \$ (9,800)

Notes: (1) Variance where actuals less than Actual/Estimate shown with ()

APPENDIX A

TV SCRIPT | English |

BRAND		DATE	
-------	--	------	--

It's hot out there!

And at Gulf Power, our energy experts know that as temperatures rise, your A/C has to work harder and that can make your bill rise, too.

Get hot tips on keeping your bill low with our online Energy Checkup tool.

Did you know that every degree you raise your thermostat could save you 5% on cooling costs?

Or that you can save every time you fire up the grill, instead of heating up the kitchen?

Find ways to give your A/C, and your bill, a break.

Try the free Energy Checkup tool today, at GulfPower.com/EnergyCheckup.

TV SCRIPT | English |

BRAND	DATE
-------	------

V1

The hotter it gets outside, the harder your A/C works inside.

And that can show on your energy bill.

So, get hot tips on how to keep your bill cool this summer with our free, online Energy Checkup tool.

Visit GulfPower.com/EnergyCheckup today!

V2

Days are heating up, and with your A/C working harder, so is your energy bill.

For every degree you raise your thermostat, you could save 5% on cooling costs.

Find more ways to save with our free, online Energy Checkup tool at GulfPower.com/EnergyCheckup.

TV SCRIPT | English |

BRAND	DATE
-------	------

Want to save energy and money on your pool pump, ceiling insulation and HVAC system?

At Gulf Power, we have ways to help you save BIG and WIN BIG!

Our energy efficiency programs can help you find ways to save energy and money year-round.

And now, you can enter our Save and Win Big Sweepstakes, for a chance to win a \$5,000 home energy makeover or a weekly prize pack.

So, start finding ways to save and win BIG today. Go to GulfPower.com/SavetoWin

TV SCRIPT | English |

BRAND		DATE	
-------	--	------	--

Business

Could you use some smart, energy-saving advice for your business?

Take advantage of our free, online Energy Checkup tool for year-round energy management tips.

Visit GulfPower.com/BusinessCheckup today.

Residential

Find ways to save energy and money on your pool pump, ceiling insulation and HVAC system

Then, enter our sweepstakes to win a \$5,000 home energy makeover or a weekly prize pack.

Visit GulfPower.com/SavetoWin for more details.

TV SCRIPT | English |

BRAND		DATE	
CONVERSATION	Cold Weather Energy Checkup Tool		

TV :30 COLD WEATHER/CHECKUP TOOL

VO: Cold weather can make your energy use go up and drive your bill up along with it.

The free online Energy Checkup tool gives you energy-saving tips to help reduce bill spikes.

Like setting your thermostat at a constant temperature of 68 degrees to avoid paying more in heating costs.

Find more ways to save this winter, with the free online Energy Checkup tool.

Learn more at GulfPower.com/EnergyCheckup

TV :15 COLD WEATHER/CHECKUP TOOL

Did you know that setting your thermostat at a constant temperature of 68 degrees in the winter can help reduce your energy use, and your heating costs?

For more energy saving tips, try our free online Energy Checkup tool today.

Learn more at GulfPower.com/EnergyCheckup



ENTER THE SAVE AND WIN BIG SWEEPSTAKES!

Did you know we have ways to help you save big and win big? Our energy efficiency programs can help you find ways to save on your pool pump, ceiling insulation and HVAC system at home. And now for a limited time, you can enter our Save and Win Big Sweepstakes for a home energy weekly prize pack or our grand prize, a \$5,000 Home Energy Makeover.

Visit [GulfPower.com/SaveToWin](https://www.gulfpower.com/SaveToWin) for contest details



This sweepstakes begins on Monday, October 18, 2021 at 12:01 a.m. ET and ends on Sunday, December 19, 2021 at 11:59:59 p.m. ET.



MAKE ENERGY EFFICIENCY YOUR BUSINESS



Can your business be more energy efficient?

Let us help you save money year-round by providing you with smart, energy-saving advice geared toward your business. Take advantage of our free online Business Energy Checkup tool today for tips on managing your energy use.

Visit GulfPower.com/BusinessCheckup



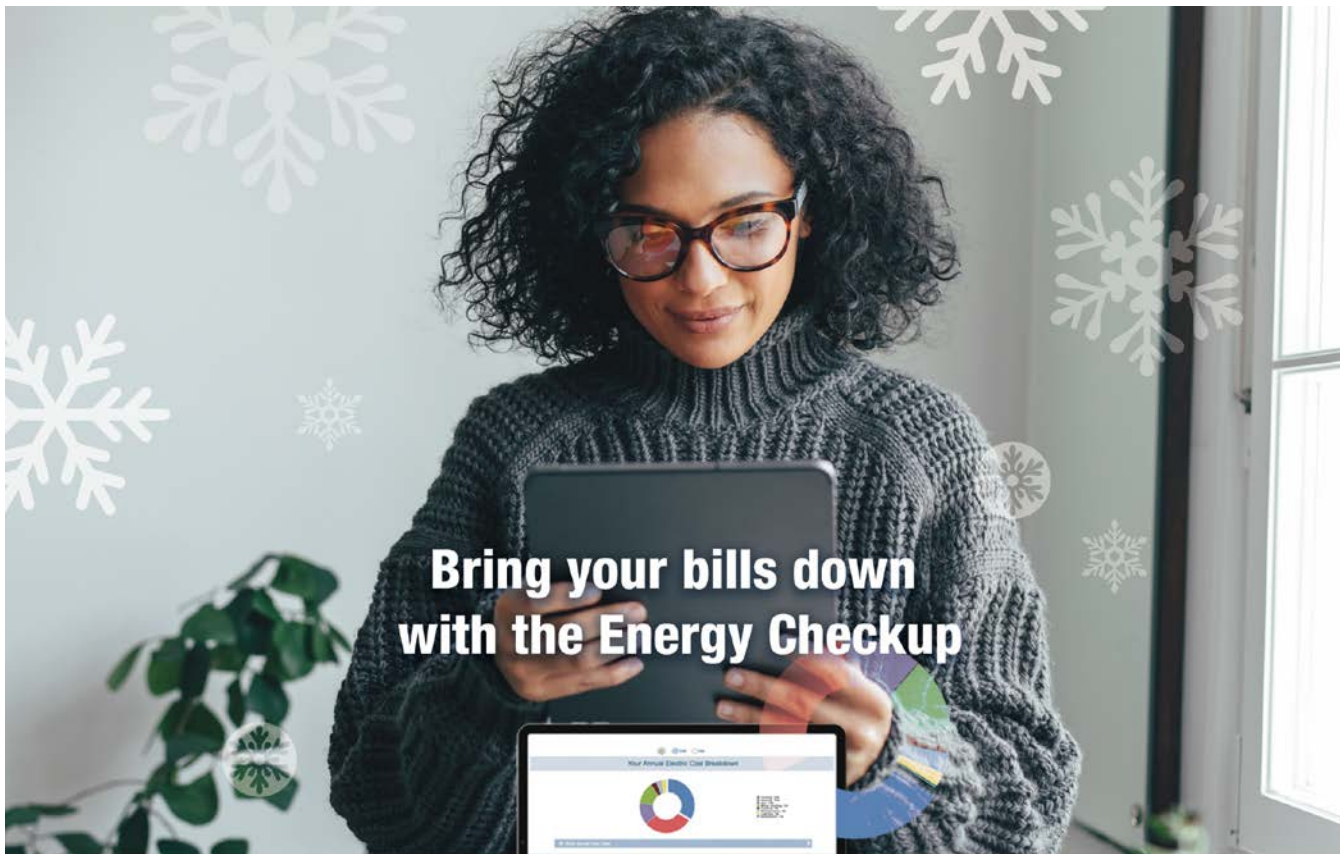
Save energy at home,
even when the
temperature drops,
with our free online
Energy Checkup tool



Gulf Power®

START SAVING





Bring your bills down with the Energy Checkup




Did you know that setting your thermostat at a constant temperature of 68 degrees in the winter can help reduce heating costs as days get colder? You'll find more energy saving tips with the free Gulf Power online Energy Checkup tool. Try it today.

Visit [GulfPower.com/EnergyCheckup](https://www.gulfpower.com/energycheckup) to learn more.



Find ways to save with Energy Checkup



Gulf Power®

SAVE NOW



COLD WEATHER ALERT!
FOLLOW THESE ENERGY-SAVING TIPS
TO AVOID COSTLY BILL SPIKES



Gulf Power®

TAKE ACTION

KEEP YOUR BILL LOW AS DAYS HEAT UP

78°



Gulf Power®

GulfPower.com/EnergyCheckup

ENTER TO WIN A
\$5,000
HOME ENERGY
MAKEOVER
OR A WEEKLY
PRIZE PACK!



Save and
Win Big
SWEEPSTAKES



Gulf Power®

[ENTER NOW](#)




Gulf
Power®



Save and
Win Big
SWEEPSTAKES





FIND WAYS TO **SAVE ENERGY AND MONEY** WITH
OUR **BUSINESS ENERGY CHECKUP TOOL**



Gulf Power

[LEARN MORE](#)

ENTER TO WIN A **\$5,000**
HOME ENERGY MAKEOVER
OR A WEEKLY PRIZE PACK!



**Gulf
Power®**

GulfPower.com/SaveToWin