



David M. Lee
Senior Attorney
Florida Power & Light Company
700 Universe Boulevard
Juno Beach, FL 33408-0420
(561) 691-7263
(561) 691-7135 (Facsimile)
E-mail: david.lee@fpl.com

April 28, 2023

-VIA ELECTRONIC FILING -

Adam Teitzman
Commission Clerk
Florida Public Service Commission
2540 Shumard Oak Blvd.
Tallahassee, FL 32399-0850

Re: Docket No. 20230001-EI

Dear Mr. Teitzman:

Enclosed for filing are copies of the following monthly fuel reports for Florida Power & Light Company:

- (a) FPSC Forms 423-1, 423-1(a), and 423-1(b) for Florida Power & Light Company for the months of January, February, and March 2023; and
- (b) FPSC Forms 423-2(a), 423-2(b) and 423-2 for Plant Scherer and Plant Daniel for the months of January, February, and March 2023.

FPL's Request for Confidential Classification of the information removed from FPL FPSC Form 423-1(a), Plant Scherer FPSC Forms 423-2(a), 423-2(b) and 423-2, and Plant Daniel FPSC Forms 423-2(a), 423-2(b) and 423-2 is being filed under separate cover.

Should you have any questions regarding this filing, please contact me at (561) 691-7263.

Sincerely,

s/ David M. Lee

David M. Lee

Attachments

cc: Counsel for Parties of Record (w/ attachments)

CERTIFICATE OF SERVICE
Docket No. 20230001-EI

I **HEREBY CERTIFY** that copies of the foregoing have been furnished via electronic service on this 28th day of April 2023 to the following:

Suzanne Brownless
Ryan Sandy
Office of General Counsel
Florida Public Service Commission
2540 Shumard Oak Blvd.
Tallahassee, Florida 32399-0850
sbrownle@psc.state.fl.us
rsandy@psc.state.fl.us

Dianne M. Triplett
299 First Avenue North
St. Petersburg, Florida 33701
Dianne.triplett@duke-energy.com

Matthew R. Bernier
Stephanie A. Cuello
106 East College Avenue, Suite 800
Tallahassee, Florida 32301
matthew.bernier@duke-energy.com
stephanie.cuello@duke-energy.com
Attorneys for Duke Energy Florida

Robert L. Pickels
Duke Energy Florida
106 East College Avenue, Suite 800
Tallahassee, Florida 32301
robert.pickels@duke-energy.com
FLRegulatoryLegal@duke-energy.com

Robert Scheffel Wright
John Thomas LaVia, III
Gardner, Bist, Bowden, Dee, LaVia,
Wright, Perry & Harper, P.A.
1300 Thomaswood Drive
Tallahassee, FL 32308
schef@gbwlegal.com
jlavia@gbwlegal.com
Attorneys for Florida Retail Federation

Mary A. Wessling
Associate Public Counsel
Patricia A. Christensen
Associate Public Counsel
Charles J. Rehwinkel
Deputy Public Counsel
Office of Public Counsel
The Florida Legislature
111 W. Madison Street, Room 812
Tallahassee, Florida 32399
wessling.mary@leg.state.fl.us
christensen.patty@leg.state.fl.us
rehwinkel.charles@leg.state.fl.us

J. Jeffry Wahlen
Malcolm N. Means
Virginia Ponder
Ausley McMullen
123 S. Calhoun Street
Post Office Box 391
Tallahassee, Florida 32302
jwahlen@ausley.com
mmeans@ausley.com
vponder@ausley.com
Attorneys for Tampa Electric Company

Paula K. Brown
Tampa Electric Company
P.O. Box 111
Tampa, Florida 33601-0111
regdept@tecoenergy.com

Jon C. Moyle, Jr.
Moyle Law Firm, P.A.
118 North Gadsden Street
Tallahassee, Florida 32301
jmoyle@moylelaw.com
mqalls@moylelaw.com
**Attorneys for Florida Industrial Power
Users Group**

Mike Cassel
Vice President, Governmental
and Regulatory Affairs
Florida Public Utilities Company
208 Wildlight Avenue
Yulee, Florida 32097
mcassel@fpuc.com

Michelle D. Napier
Director, Regulatory Affairs
Florida Public Utilities Company
1635 Meathe Drive
West Palm Beach, Florida 33411
mnapier@fpuc.com

Peter J. Mattheis
Michael K. Lavanga
Joseph R. Briscar
Stone Mattheis Xenopoulos & Brew, PC
1025 Thomas Jefferson Street, NW
Eighth Floor, West Tower
Washington, DC 20007
pjm@smxblaw.com
mkl@smxblaw.com
jrb@smxblaw.com
Attorneys for Nucor Steel Florida, Inc.

Beth Keating
Gunster Law Firm
215 South Monroe St., Suite 601
Tallahassee, Florida 32301-1804
bkeating@gunster.com
**Attorneys for Florida Public Utilities
Company**

James W. Brew
Laura Wynn Baker
Stone Mattheis Xenopoulos & Brew, P.C.
1025 Thomas Jefferson Street, NW
Eighth Floor, West Tower
Washington, DC 20007
jbrew@smxblaw.com
lwb@smxblaw.com
**Attorneys for White Springs Agricultural
Chemicals, Inc. d/b/a PCS Phosphate –
White Springs**

George Cavros
Southern Alliance for Clean Energy
120 E. Oakland Park Blvd., Suite 105
Fort Lauderdale, FL 33334
(954) 295-5714
George@cavros-law.com

By: s/ David M. Lee
David M. Lee
Florida Bar No. 103152

**MONTHLY REPORT OF COST AND QUALITY OF COAL FOR ELECTRIC PLANTS
DETAILED PURCHASED COAL INVOICE INFORMATION**

- | | | | | |
|-----------------------|--|-------|-------------|---|
| 1. Reporting Month: | January | Year: | 2023 | 4. Name, Title & Telephone Number of Contact Person Concerning Data Submitted on this Form: Edward Anderson
561 694-4790 |
| 2. Reporting Company: | FLORIDA POWER & LIGHT COMPANY | | | |
| 3. Plant Name: | PLANT DANIEL | | | 5. Signature of Official Submitting Repor <i>Manuel Acosta</i> |
| | | | | 6. Date Completed: 26-Apr-23 |

<u>Line No.</u>	<u>Supplier Name</u>	<u>Mine Location</u>	<u>Purch. Type</u>	<u>Tons</u>	<u>FOB Mine Price (\$/Ton)</u>	<u>Shorthaul & Loading Charges (\$/Ton)</u>	<u>Original Invoice Price (\$/Ton)</u>	<u>Retroactive Price Increase (\$/Ton)</u>	<u>Base Price (\$/Ton)</u>	<u>Quality Adjustments (\$/Ton)</u>	<u>Effective Purchase Price (\$/Ton)</u>
(a)	(b)	(c)	(d)	(e)	(f)	(g)	(h)	(i)	(j)	(k)	(l)
(1)	ARCH COAL SALES COMPANY, INC	19/WY/5	S	0.00		0.406		-		N/A	

**MONTHLY REPORT OF COST AND QUALITY OF COAL FOR ELECTRIC PLANTS
DETAILED TRANSPORTATION INVOICE INFORMATION**

1. Reporting Month: **January** Year: **2023**
2. Reporting Company: **FLORIDA POWER & LIGHT COMPANY**
3. Plant Name: **PLANT DANIEL**
4. Name, Title & Telephone Number of Contact Person Concerning Data Submitted on this Form: Edward Anderson
561 694-4790
5. Signature of Official Submitting Report: *Manuel Acosta*
6. Date Completed: 26-Apr-23

Line No.	Supplier Name	Mine Location	Shipping Point	Transport Mode	Tons	Effective Purchase Price (\$/Ton)	Additional Shorthaul & Loading Charges (\$/Ton)	Rail Charges		Waterborne Charges				Other Related Charges (\$/Ton)	Total Transportation Charges (\$/Ton)	FOB Plant Price (\$/Ton)
								Rail Rate (\$/Ton)	Other Rail Charges (\$/Ton)	River Barge Rate (\$/Ton)	Trans-loading Rate (\$/Ton)	Ocean Barge Rate (\$/Ton)	Other Water Charges (\$/Ton)			
(a)	(b)	(c)	(d)	(e)	(f)	(g)	(h)	(i)	(j)	(k)	(l)	(m)	(n)	(o)	(p)	(q)
(1)	ARCH COAL SALES COMPANY, I	19/WY/5	BLACK THUNDER	UR	0.00		-	-	-	-	-	-	-	-		68.886

**MONTHLY REPORT OF COST AND QUALITY OF COAL FOR ELECTRIC PLANTS
ORIGIN, TONNAGE, DELIVERED PRICE, AND AS RECEIVED QUALITY**

1. Reporting Month: **January** Year: **2023**
2. Reporting Company: **FLORIDA POWER & LIGHT COMPANY**
3. Plant Name: **PLANT DANIEL**
4. Name, Title & Telephone Number of Contact Person Concerning Data Submitted on this Form: Edward Anderson
561 694-4790
5. Signature of Official Submitting Report *Manuel Acosta*
6. Date Completed: 26-Apr-23

<u>Line No.</u> (a)	<u>Supplier Name</u> (b)	<u>Mine Location</u> (c)	<u>Purchase Type</u> (d)	<u>Transport Mode</u> (e)	<u>Tons</u> (f)	<u>Purchase Price (\$/Ton)</u> (g)	<u>Effective Transport Charges (\$/Ton)</u> (h)	<u>Total FOB Plant Price (\$/Ton)</u> (i)	<u>Sulfur Content (%)</u> (j)	<u>Btu Content (Btu/lb)</u> (k)	<u>Ash Content (%)</u> (l)	<u>Moisture Content (%)</u> (m)
(1)	ARCH COAL SALES COMPANY, IN	19/WY/5	S	UR	0.00			68.886	N/A	N/A	N/A	N/A

**MONTHLY REPORT OF COST AND QUALITY OF COAL FOR ELECTRIC PLANTS
DETAILED PURCHASED COAL INVOICE INFORMATION**

- | | | | | |
|-----------------------|--|-------|-------------|---|
| 1. Reporting Month: | January | Year: | 2023 | 4. Name, Title & Telephone Number of Contact Person Concerning Data Submitted on this Form: Edward Anderson
561 694-4790 |
| 2. Reporting Company: | FLORIDA POWER & LIGHT COMPANY | | | |
| 3. Plant Name: | R.W.SCHERER | | | 5. Signature of Official Submitting Repor <i>Manuel Acosta</i> |
| | | | | 6. Date Completed: 26-Apr-23 |

<u>Line No.</u> (a)	<u>Supplier Name</u> (b)	<u>Mine Location</u> (c)	<u>Purch. Type</u> (d)	<u>Tons</u> (e)	<u>FOB Mine Price (\$/Ton)</u> (f)	<u>Shorthaul & Loading Charges (\$/Ton)</u> (g)	<u>Original Invoice Price (\$/Ton)</u> (h)	<u>Retroactive Price Increase (\$/Ton)</u> (i)	<u>Base Price (\$/Ton)</u> (j)	<u>Quality Adjustments (\$/Ton)</u> (k)	<u>Effective Purchase Price (\$/Ton)</u> (l)
(1)	BUCKSKIN MINING CO.	19/WY/5	S	9,720.23		0.023		-		(0.955)	
(2)	BLUEGRASS COMMODITIES	19/WY/5	S	6,990.62		0.157		-		0.005	

**MONTHLY REPORT OF COST AND QUALITY OF COAL FOR ELECTRIC PLANTS
DETAILED TRANSPORTATION INVOICE INFORMATION**

1. Reporting Month: **January** Year: **2023** 4. Name, Title & Telephone Number of Contact Person Concerning Data
Submitted on this Form: Edward Anderson
561 694-4790

2. Reporting Company: **FLORIDA POWER & LIGHT COMPANY**

3. Plant Name: **R.W.SCHERER** 5. Signature of Official Submitting Report: *Manuel Acosta*

6. Date Completed: 26-Apr-23

Line No.	Supplier Name	Mine Location	Shipping Point	Transport Mode	Tons	Effective Purchase Price (\$/Ton)	Additional Shorthaul & Loading Charges (\$/Ton)	Rail Charges		Waterborne Charges				Other Related Charges (\$/Ton)	Total Transportation Charges (\$/Ton)	FOB Plant Price (\$/Ton)
								Rail Rate (\$/Ton)	Other Rail Charges (\$/Ton)	River Barge Rate (\$/Ton)	Trans-loading Rate (\$/Ton)	Ocean Barge Rate (\$/Ton)	Other Water Charges (\$/Ton)			
(a)	(b)	(c)	(d)	(e)	(f)	(g)	(h)	(i)	(j)	(k)	(l)	(m)	(n)	(o)	(p)	(q)
(1)	BUCKSKIN MINING CO.	19/WY/5	BUCKSKIN JUNCTION, WY	UR	9,720.23	-	-	-	-	-	-	-	-	-	-	53.966
(2)	BLUEGRASS COMMODITIES	19/WY/5	EAGLE BUTTE	UR	6,990.62	-	-	-	-	-	-	-	-	-	-	58.457

**MONTHLY REPORT OF COST AND QUALITY OF COAL FOR ELECTRIC PLANTS
ORIGIN, TONNAGE, DELIVERED PRICE, AND AS RECEIVED QUALITY**

- | | | | | |
|-----------------------|--|-------|-------------|--|
| 1. Reporting Month: | January | Year: | 2023 | 4. Name, Title & Telephone Number of Contact Person Concerning Data
Submitted on this Form: Edward Anderson
561 694-4790 |
| 2. Reporting Company: | FLORIDA POWER & LIGHT COMPANY | | | |
| 3. Plant Name: | R.W.SCHERER | | | 5. Signature of Official Submitting Report <i>Manuel Acosta</i> |
| | | | | 6. Date Completed: 26-Apr-23 |

<u>Line No.</u> (a)	<u>Supplier Name</u> (b)	<u>Mine Location</u> (c)	<u>Purchase Type</u> (d)	<u>Transport Mode</u> (e)	<u>Tons</u> (f)	<u>Purchase Price (\$/Ton)</u> (g)	<u>Effective Transport Charges (\$/Ton)</u> (h)	<u>Total FOB Plant Price (\$/Ton)</u> (i)	<u>Sulfur Content (%)</u> (j)	<u>Btu Content (Btu/lb)</u> (k)	<u>Ash Content (%)</u> (l)	<u>Moisture Content (%)</u> (m)
(1)	BUCKSKIN MINING CO.	19/WY/5	S	UR	9,720.23			53.966	0.26	8,241	5.45	30.52
(2)	BLUEGRASS COMMODITIES	19/WY/5	S	UR	6,990.62			58.457	0.40	8,346	5.28	30.09


MONTHLY REPORT OF COST AND QUALITY OF FUEL OIL FOR ELECTRIC PLANTS
 DETAIL OF INVOICE AND TRANSPORTATION CHARGES

FPSC FORM NO 423 - 1(a)

1. REPORTING MONTH : January YEAR 2023

2. REPORTING COMPANY : FLORIDA POWER LIGHT COMPANY

3. NAME, TITLE TELEPHONE NUMBER OF CONTACT PERSON CONCERNING DATA
 SUBMITTED ON THIS FORM: EDWARD ANDERSON, REGULATORY AFFAIRS (561) 694-4790

4. SIGNATURE OF OFFICIAL SUBMITTING REPORT: 

5. DATE COMPLETED: 04/18/2023

(A)	(B)	(C)	(D)	(E)	(F)	(G)	(H)	(I)	(J)	(K)	(L)	(M)	(N)	(O)	(P)	(Q)	(R)
LINE NO	PLANT	SUPPLIER	DELIVERY LOCATION	DELIVERY DATE	TYPE OIL	VOLUME (BBLs)	INVOICE PRICE (\$/BBL)	INVOICE AMOUNT (\$)	DISCOUNT (\$)	NET AMOUNT (\$)	NET PRICE (\$/BBL)	QUALITY ADJUST (\$/BBL)	EFFECTIVE PUR PRICE (\$/BBL)	TRANSP TO TERM (\$/BBL)	ADDITIONAL TRANS CHGS (\$/BBL)	OTHER CHGS (\$/BBL)	DELIVERED PRICE (\$/BBL)
1	PFM	APEC	TBG	01/31/2023	F03	25,477								0.0000			163.2079

EDITED COPY

FPSC FORM NO 423 - 1

1. REPORTING MONTH : January


YEAR 2023

MONTHLY REPORT OF COST AND QUALITY OF FUEL OIL FOR ELECTRIC PLANTS
ORIGIN, VOLUME, DELIVERED PRICE AND AS RECEIVED QUANTITY

2. REPORTING COMPANY : FLORIDA POWER LIGHT COMPANY

3. NAME, TITLE TELEPHONE NUMBER OF CONTACT PERSON CONCERNING DATA
SUBMITTED ON THIS FORM: EDWARD ANDERSON, REGULATORY AFFAIRS (561) 694-4790

4. SIGNATURE OF OFFICIAL SUBMITTING REPORT:



5. DATE COMPLETED: 04/18/2023

LINE NO.	PLANT	SUPPLIER	SHIPPING POINT	PURCHASE TYPE	DELIVERY LOCATION	DELIVERY DATE	TYPE OIL	SULFUR (%)	BTU CONTENT (BTU/GAL)	VOLUME (BBLs)	DELIVERED PRICE (\$/BBLs)
1	FT. MYERS	APEC	NA-TRUCK DELIVERY	S	TBG	01/31/2023	F03	N/A	N/A	25,477	163.2079

**MONTHLY REPORT OF COST AND QUALITY OF COAL FOR ELECTRIC PLANTS
DETAILED PURCHASED COAL INVOICE INFORMATION**

- | | | | |
|-----------------------|--|-------------------|---|
| 1. Reporting Month: | February | Year: 2023 | 4. Name, Title & Telephone Number of Contact Person Concerning Data Submitted on this Form: Edward Anderson
561 694-4790 |
| 2. Reporting Company: | FLORIDA POWER & LIGHT COMPANY | | |
| 3. Plant Name: | PLANT DANIEL | | |
| | | | 5. Signature of Official Submitting Repor <i>Manuel Acosta</i> |
| | | | 6. Date Completed: 26-Apr-23 |

<u>Line No.</u>	<u>Supplier Name</u>	<u>Mine Location</u>	<u>Purch. Type</u>	<u>Tons</u>	<u>FOB Mine Price (\$/Ton)</u>	<u>Shorthaul & Loading Charges (\$/Ton)</u>	<u>Original Invoice Price (\$/Ton)</u>	<u>Retroactive Price Increase (\$/Ton)</u>	<u>Base Price (\$/Ton)</u>	<u>Quality Adjustments (\$/Ton)</u>	<u>Effective Purchase Price (\$/Ton)</u>
(a)	(b)	(c)	(d)	(e)	(f)	(g)	(h)	(i)	(j)	(k)	(l)
(1)	ARCH COAL SALES COMPANY, INC	19/WY/5	S	0.00		0.406		-		N/A	
(2)	PEABODY COALSALES, LLC	19/WY/7	S	0.00		0.691		-		N/A	

**MONTHLY REPORT OF COST AND QUALITY OF COAL FOR ELECTRIC PLANTS
DETAILED TRANSPORTATION INVOICE INFORMATION**

- | | | | | |
|-----------------------|--|-------|-------------|--|
| 1. Reporting Month: | February | Year: | 2023 | 4. Name, Title & Telephone Number of Contact Person Concerning Data
Submitted on this Form: Edward Anderson
561 694-4790 |
| 2. Reporting Company: | FLORIDA POWER & LIGHT COMPANY | | | |
| 3. Plant Name: | PLANT DANIEL | | | 5. Signature of Official Submitting Report: <i>Manuel Acosta</i> |
| | | | | 6. Date Completed: 26-Apr-23 |

Line No.	Supplier Name	Mine Location	Shipping Point	Transport Mode	Tons	Effective Purchase Price (\$/Ton)	Additional Shorthaul & Loading Charges (\$/Ton)	Rail Charges		Waterborne Charges				Other Related Charges (\$/Ton)	Total Transportation Charges (\$/Ton)	FOB Plant Price (\$/Ton)
								Rail Rate (\$/Ton)	Other Rail Charges (\$/Ton)	River Barge Rate (\$/Ton)	Trans-loading Rate (\$/Ton)	Ocean Barge Rate (\$/Ton)	Other Water Charges (\$/Ton)			
(a)	(b)	(c)	(d)	(e)	(f)	(g)	(h)	(i)	(j)	(k)	(l)	(m)	(n)	(o)	(p)	(q)
(1)	ARCH COAL SALES COMPANY, I	19/WY/5	BLACK THUNDER	UR	0.00		-	-	-	-	-	-	-	-		67.451
(2)	PEABODY COALSALSA, LLC	19/WY/7	NORTH ANTELOPE	UR	0.00		-	-	-	-	-	-	-	-		63.849

**MONTHLY REPORT OF COST AND QUALITY OF COAL FOR ELECTRIC PLANTS
ORIGIN, TONNAGE, DELIVERED PRICE, AND AS RECEIVED QUALITY**

1. Reporting Month: **February** Year: **2023**
2. Reporting Company: **FLORIDA POWER & LIGHT COMPANY**
3. Plant Name: **PLANT DANIEL**
4. Name, Title & Telephone Number of Contact Person Concerning Data Submitted on this Form: Edward Anderson
561 694-4790
5. Signature of Official Submitting Report *Manuel Acosta*
6. Date Completed: 26-Apr-23

<u>Line No.</u> (a)	<u>Supplier Name</u> (b)	<u>Mine Location</u> (c)	<u>Purchase Type</u> (d)	<u>Transport Mode</u> (e)	<u>Tons</u> (f)	<u>Purchase Price (\$/Ton)</u> (g)	<u>Effective Transport Charges (\$/Ton)</u> (h)	<u>Total FOB Plant Price (\$/Ton)</u> (i)	<u>Sulfur Content (%)</u> (j)	<u>Btu Content (Btu/lb)</u> (k)	<u>Ash Content (%)</u> (l)	<u>Moisture Content (%)</u> (m)
(1)	ARCH COAL SALES COMPANY, IN	19/WY/5	S	UR	0.00			67.451	N/A	N/A	N/A	N/A
(2)	PEABODY COALSALES, LLC	19/WY/7	S	UR	0.00			63.849	N/A	N/A	N/A	N/A

**MONTHLY REPORT OF COST AND QUALITY OF COAL FOR ELECTRIC PLANTS
DETAILED PURCHASED COAL INVOICE INFORMATION**

- | | | | | |
|-----------------------|--|-------|-------------|---|
| 1. Reporting Month: | February | Year: | 2023 | 4. Name, Title & Telephone Number of Contact Person Concerning Data Submitted on this Form: Edward Anderson
561 694-4790 |
| 2. Reporting Company: | FLORIDA POWER & LIGHT COMPANY | | | |
| 3. Plant Name: | R.W.SCHERER | | | 5. Signature of Official Submitting Repor <i>Manuel Acosta</i> |
| | | | | 6. Date Completed: 26-Apr-23 |

<u>Line No.</u>	<u>Supplier Name</u>	<u>Mine Location</u>	<u>Purch. Type</u>	<u>Tons</u>	<u>FOB Mine Price (\$/Ton)</u>	<u>Shorthaul & Loading Charges (\$/Ton)</u>	<u>Original Invoice Price (\$/Ton)</u>	<u>Retroactive Price Increase (\$/Ton)</u>	<u>Base Price (\$/Ton)</u>	<u>Quality Adjustments (\$/Ton)</u>	<u>Effective Purchase Price (\$/Ton)</u>
(a)	(b)	(c)	(d)	(e)	(f)	(g)	(h)	(i)	(j)	(k)	(l)
(1)	BUCKSKIN MINING CO.	19/WY/5	S	15,468.17		0.026		-		(0.989)	
(2)	BLUEGRASS COMMODITIES	19/WY/5	S	2,046.79		0.157		-		(0.238)	
(3)	BLUEGRASS COMMODITIES	19/WY/5	S	6,469.03		0.157		-		(0.700)	

**MONTHLY REPORT OF COST AND QUALITY OF COAL FOR ELECTRIC PLANTS
DETAILED TRANSPORTATION INVOICE INFORMATION**

1. Reporting Month: **February** Year: **2023** 4. Name, Title & Telephone Number of Contact Person Concerning Data
Submitted on this Form: Edward Anderson
561 694-4790

2. Reporting Company: **FLORIDA POWER & LIGHT COMPANY**

3. Plant Name: **R.W.SCHERER** 5. Signature of Official Submitting Report: *Manuel Acosta*

6. Date Completed: 26-Apr-23

Line No.	Supplier Name	Mine Location	Shipping Point	Transport Mode	Tons	Effective Purchase Price (\$/Ton)	Additional Shorthaul & Loading Charges (\$/Ton)	Rail Charges		Waterborne Charges				Other Related Charges (\$/Ton)	Total Transportation Charges (\$/Ton)	FOB Plant Price (\$/Ton)
								Rail Rate (\$/Ton)	Other Rail Charges (\$/Ton)	River Barge Rate (\$/Ton)	Trans-loading Rate (\$/Ton)	Ocean Barge Rate (\$/Ton)	Other Water Charges (\$/Ton)			
(a)	(b)	(c)	(d)	(e)	(f)	(g)	(h)	(i)	(j)	(k)	(l)	(m)	(n)	(o)	(p)	(q)
(1)	BUCKSKIN MINING CO.	19/WY/5	BUCKSKIN JUNCTION, WY	UR	15,468.17	-	-	-	-	-	-	-	-	-	-	54.215
(2)	BLUEGRASS COMMODITIES	19/WY/5	EAGLE BUTTE	UR	2,046.79	-	-	-	-	-	-	-	-	-	-	57.386
(3)	BLUEGRASS COMMODITIES	19/WY/5	EAGLE BUTTE	UR	6,469.03	-	-	-	-	-	-	-	-	-	-	56.387

**MONTHLY REPORT OF COST AND QUALITY OF COAL FOR ELECTRIC PLANTS
ORIGIN, TONNAGE, DELIVERED PRICE, AND AS RECEIVED QUALITY**

1. Reporting Month: **February** Year: **2023**
2. Reporting Company: **FLORIDA POWER & LIGHT COMPANY**
3. Plant Name: **R.W.SCHERER**
4. Name, Title & Telephone Number of Contact Person Concerning Data Submitted on this Form: Edward Anderson
561 694-4790
5. Signature of Official Submitting Report *Manuel Acosta*
6. Date Completed: 26-Apr-23

<u>Line No.</u> (a)	<u>Supplier Name</u> (b)	<u>Mine Location</u> (c)	<u>Purchase Type</u> (d)	<u>Transport Mode</u> (e)	<u>Tons</u> (f)	<u>Purchase Price (\$/Ton)</u> (g)	<u>Effective Transport Charges (\$/Ton)</u> (h)	<u>Total FOB Plant Price (\$/Ton)</u> (i)	<u>Sulfur Content (%)</u> (j)	<u>Btu Content (Btu/lb)</u> (k)	<u>Ash Content (%)</u> (l)	<u>Moisture Content (%)</u> (m)
(1)	BUCKSKIN MINING CO.	19/WY/5	S	UR	15,468.17			54.215	0.44	8,231	5.11	30.68
(2)	BLUEGRASS COMMODITIES	19/WY/5	S	UR	2,046.79			57.386	0.45	8,362	5.56	29.56
(3)	BLUEGRASS COMMODITIES	19/WY/5	S	UR	6,469.03			56.387	0.50	8,287	5.88	29.82


FPSC FORM NO 423 - 1(a)

1. REPORTING MONTH : February YEAR 2023

2. REPORTING COMPANY : FLORIDA POWER LIGHT COMPANY

MONTHLY REPORT OF COST AND QUALITY OF FUEL OIL FOR ELECTRIC PLANTS
DETAIL OF INVOICE AND TRANSPORTATION CHARGES

3. NAME, TITLE TELEPHONE NUMBER OF CONTACT PERSON CONCERNING DATA
SUBMITTED ON THIS FORM: EDWARD ANDERSON, REGULATORY AFFAIRS (561) 694-4790

4. SIGNATURE OF OFFICIAL SUBMITTING REPORT: 

5. DATE COMPLETED: 04/18/2023

(A)	(B)	(C)	(D)	(E)	(F)	(G)	(H)	(I)	(J)	(K)	(L)	(M)	(N)	(O)	(P)	(Q)	(R)
LINE NO	PLANT	SUPPLIER	DELIVERY LOCATION	DELIVERY DATE	TYPE OIL	VOLUME (BBLs)	INVOICE PRICE (\$/BBL)	INVOICE AMOUNT (\$)	DISCOUNT (\$)	NET AMOUNT (\$)	NET PRICE (\$/BBL)	QUALITY ADJUST (\$/BBL)	EFFECTIVE PUR PRICE (\$/BBL)	TRANSP TO TERM (\$/BBL)	ADDITIONAL TRANS CHGS (\$/BBL)	OTHER CHGS (\$/BBL)	DELIVERED PRICE (\$/BBL)
1	PFM	APEC	TBG	02/28/2023	F03	17,287								0.0000			140.2255
2	PCC	APEC	TCC	02/28/2023	F03	20,279								0.0000			135.9994

EDITED COPY

FPSC FORM NO 423 - 1

1. REPORTING MONTH : February

YEAR 2023

MONTHLY REPORT OF COST AND QUALITY OF FUEL OIL FOR ELECTRIC PLANTS
ORIGIN, VOLUME, DELIVERED PRICE AND AS RECEIVED QUANTITY

2. REPORTING COMPANY : FLORIDA POWER LIGHT COMPANY

3. NAME, TITLE TELEPHONE NUMBER OF CONTACT PERSON CONCERNING DATA
SUBMITTED ON THIS FORM: EDWARD ANDERSON, REGULATORY AFFAIRS (561) 694-4790

4. SIGNATURE OF OFFICIAL SUBMITTING REPORT:



5. DATE COMPLETED: 04/18/2023

LINE NO.	PLANT	SUPPLIER	SHIPPING POINT	PURCHASE TYPE	DELIVERY LOCATION	DELIVERY DATE	TYPE OIL	SULFUR (%)	BTU CONTENT (BTU/GAL)	VOLUME (BBL)	DELIVERED PRICE (\$/BBL)
1	FT. MYERS	APEC	NA-TRUCK DELIVERY	S	TBG	02/28/2023	F03	N/A	N/A	17,287	140.2255
2	CAPE CANAVERAL	APEC	NA-TRUCK DELIVERY	S	TCC	02/28/2023	F03	N/A	N/A	20,279	135.9994

**MONTHLY REPORT OF COST AND QUALITY OF COAL FOR ELECTRIC PLANTS
DETAILED PURCHASED COAL INVOICE INFORMATION**

- | | | | |
|-----------------------|--|-------------------|---|
| 1. Reporting Month: | March | Year: 2023 | 4. Name, Title & Telephone Number of Contact Person Concerning Data Submitted on this Form: Edward Anderson
561 694-4790 |
| 2. Reporting Company: | FLORIDA POWER & LIGHT COMPANY | | |
| 3. Plant Name: | PLANT DANIEL | | |
| | | | 5. Signature of Official Submitting Repor <i>Manuel Acosta</i> |
| | | | 6. Date Completed: 26-Apr-23 |

<u>Line No.</u>	<u>Supplier Name</u>	<u>Mine Location</u>	<u>Purch. Type</u>	<u>Tons</u>	<u>FOB Mine Price (\$/Ton)</u>	<u>Shorthaul & Loading Charges (\$/Ton)</u>	<u>Original Invoice Price (\$/Ton)</u>	<u>Retroactive Price Increase (\$/Ton)</u>	<u>Base Price (\$/Ton)</u>	<u>Quality Adjustments (\$/Ton)</u>	<u>Effective Purchase Price (\$/Ton)</u>
(a)	(b)	(c)	(d)	(e)	(f)	(g)	(h)	(i)	(j)	(k)	(l)
(1)	ARCH COAL SALES COMPANY, INC	19/WY/5	S	0.00		0.406		-		N/A	
(2)	PEABODY COALSALES, LLC	19/WY/7	S	0.00		0.691		-		N/A	

**MONTHLY REPORT OF COST AND QUALITY OF COAL FOR ELECTRIC PLANTS
DETAILED TRANSPORTATION INVOICE INFORMATION**

- | | | | | |
|-----------------------|--|-------|-------------|--|
| 1. Reporting Month: | March | Year: | 2023 | 4. Name, Title & Telephone Number of Contact Person Concerning Data
Submitted on this Form: Edward Anderson
561 694-4790 |
| 2. Reporting Company: | FLORIDA POWER & LIGHT COMPANY | | | |
| 3. Plant Name: | PLANT DANIEL | | | 5. Signature of Official Submitting Report: <i>Manuel Acosta</i> |
| | | | | 6. Date Completed: 26-Apr-23 |

Line No.	Supplier Name	Mine Location	Shipping Point	Transport Mode	Tons	Effective Purchase Price (\$/Ton)	Additional Shorthaul & Loading Charges (\$/Ton)	Rail Charges		Waterborne Charges				Other Related Charges (\$/Ton)	Total Transportation Charges (\$/Ton)	FOB Plant Price (\$/Ton)
								Rail Rate (\$/Ton)	Other Rail Charges (\$/Ton)	River Barge Rate (\$/Ton)	Trans-loading Rate (\$/Ton)	Ocean Barge Rate (\$/Ton)	Other Water Charges (\$/Ton)			
(a)	(b)	(c)	(d)	(e)	(f)	(g)	(h)	(i)	(j)	(k)	(l)	(m)	(n)	(o)	(p)	(q)
(1)	ARCH COAL SALES COMPANY, I	19/WY/5	BLACK THUNDER	UR	0.00		-	-	-	-	-	-	-	-		66.973
(2)	PEABODY COALSALSA, LLC	19/WY/7	NORTH ANTELOPE	UR	0.00		-	-	-	-	-	-	-	-		62.063

**MONTHLY REPORT OF COST AND QUALITY OF COAL FOR ELECTRIC PLANTS
ORIGIN, TONNAGE, DELIVERED PRICE, AND AS RECEIVED QUALITY**

1. Reporting Month: **March** Year: **2023**
2. Reporting Company: **FLORIDA POWER & LIGHT COMPANY**
3. Plant Name: **PLANT DANIEL**
4. Name, Title & Telephone Number of Contact Person Concerning Data Submitted on this Form: Edward Anderson
561 694-4790
5. Signature of Official Submitting Report *Manuel Acosta*
6. Date Completed: 26-Apr-23

<u>Line No.</u> (a)	<u>Supplier Name</u> (b)	<u>Mine Location</u> (c)	<u>Purchase Type</u> (d)	<u>Transport Mode</u> (e)	<u>Tons</u> (f)	<u>Purchase Price (\$/Ton)</u> (g)	<u>Effective Transport Charges (\$/Ton)</u> (h)	<u>Total FOB Plant Price (\$/Ton)</u> (i)	<u>Sulfur Content (%)</u> (j)	<u>Btu Content (Btu/lb)</u> (k)	<u>Ash Content (%)</u> (l)	<u>Moisture Content (%)</u> (m)
(1)	ARCH COAL SALES COMPANY, IN	19/WY/5	S	UR	0.00			66.973	N/A	N/A	N/A	N/A
(2)	PEABODY COALSALES, LLC	19/WY/7	S	UR	0.00			62.063	N/A	N/A	N/A	N/A

**MONTHLY REPORT OF COST AND QUALITY OF COAL FOR ELECTRIC PLANTS
DETAILED PURCHASED COAL INVOICE INFORMATION**

- | | | | |
|-----------------------|--|-------------------|---|
| 1. Reporting Month: | March | Year: 2023 | 4. Name, Title & Telephone Number of Contact Person Concerning Data Submitted on this Form: Edward Anderson
561 694-4790 |
| 2. Reporting Company: | FLORIDA POWER & LIGHT COMPANY | | |
| 3. Plant Name: | R.W.SCHERER | | |
| | | | 5. Signature of Official Submitting Repor <i>Manuel Acosta</i> |
| | | | 6. Date Completed: 26-Apr-23 |

<u>Line No.</u> (a)	<u>Supplier Name</u> (b)	<u>Mine Location</u> (c)	<u>Purch. Type</u> (d)	<u>Tons</u> (e)	<u>FOB Mine Price (\$/Ton)</u> (f)	<u>Shorthaul & Loading Charges (\$/Ton)</u> (g)	<u>Original Invoice Price (\$/Ton)</u> (h)	<u>Retroactive Price Increase (\$/Ton)</u> (i)	<u>Base Price (\$/Ton)</u> (j)	<u>Quality Adjustments (\$/Ton)</u> (k)	<u>Effective Purchase Price (\$/Ton)</u> (l)
(1)	BLUEGRASS COMMODITIES	19/WY/5	S	6,083.34		0.157		-		(0.290)	
(2)	ARCH COALSALES COMPANY, INC	19/WY/5	S	5,371.86		0.510		-		0.127	

**MONTHLY REPORT OF COST AND QUALITY OF COAL FOR ELECTRIC PLANTS
DETAILED TRANSPORTATION INVOICE INFORMATION**

1. Reporting Month: **March** Year: **2023** 4. Name, Title & Telephone Number of Contact Person Concerning Data
Submitted on this Form: Edward Anderson
561 694-4790

2. Reporting Company: **FLORIDA POWER & LIGHT COMPANY**

3. Plant Name: **R.W.SCHERER** 5. Signature of Official Submitting Report: *Manuel Acosta*

6. Date Completed: 26-Apr-23

Line No.	Supplier Name	Mine Location	Shipping Point	Transport Mode	Tons	Effective Purchase Price (\$/Ton)	Additional Shorthaul & Loading Charges (\$/Ton)	Rail Charges		Waterborne Charges				Other Related Charges (\$/Ton)	Total Transportation Charges (\$/Ton)	FOB Plant Price (\$/Ton)
								Rail Rate (\$/Ton)	Other Rail Charges (\$/Ton)	River Barge Rate (\$/Ton)	Trans-loading Rate (\$/Ton)	Ocean Barge Rate (\$/Ton)	Other Water Charges (\$/Ton)			
(a)	(b)	(c)	(d)	(e)	(f)	(g)	(h)	(i)	(j)	(k)	(l)	(m)	(n)	(o)	(p)	(q)
(1)	BLUEGRASS COMMODITIES	19/WY/5	EAGLE BUTTE	UR	6,083.34	-	-	-	-	-	-	-	-	-	-	56.401
(2)	ARCH COALSALSAES COMPANY, IT	19/WY/5	BLACK THUNDER MINE, WY	UR	5,371.86	-	-	-	-	-	-	-	-	-	-	61.139

**MONTHLY REPORT OF COST AND QUALITY OF COAL FOR ELECTRIC PLANTS
ORIGIN, TONNAGE, DELIVERED PRICE, AND AS RECEIVED QUALITY**

- | | | | | |
|-----------------------|--|-------|-------------|--|
| 1. Reporting Month: | March | Year: | 2023 | 4. Name, Title & Telephone Number of Contact Person Concerning Data
Submitted on this Form: Edward Anderson
561 694-4790 |
| 2. Reporting Company: | FLORIDA POWER & LIGHT COMPANY | | | |
| 3. Plant Name: | R.W.SCHERER | | | 5. Signature of Official Submitting Report <i>Manuel Acosta</i> |
| | | | | 6. Date Completed: 26-Apr-23 |

<u>Line No.</u> (a)	<u>Supplier Name</u> (b)	<u>Mine Location</u> (c)	<u>Purchase Type</u> (d)	<u>Transport Mode</u> (e)	<u>Tons</u> (f)	<u>Purchase Price (\$/Ton)</u> (g)	<u>Effective Transport Charges (\$/Ton)</u> (h)	<u>Total FOB Plant Price (\$/Ton)</u> (i)	<u>Sulfur Content (%)</u> (j)	<u>Btu Content (Btu/lb)</u> (k)	<u>Ash Content (%)</u> (l)	<u>Moisture Content (%)</u> (m)
(1)	BLUEGRASS COMMODITIES	19/WY/5	S	UR	6,083.34			56.401	0.44	8,353	5.44	30.08
(2)	ARCH COALSALES COMPANY, INC	19/WY/5	S	UR	5,371.86			61.139	0.27	9,005	4.77	26.38

MONTHLY REPORT OF COST AND QUALITY OF FUEL OIL FOR ELECTRIC PLANTS
 DETAIL OF INVOICE AND TRANSPORTATION CHARGES

FPSC FORM NO 423 - 1(a)

1. REPORTING MONTH : March YEAR 2023

2. REPORTING COMPANY : FLORIDA POWER LIGHT COMPANY

3. NAME, TITLE TELEPHONE NUMBER OF CONTACT PERSON CONCERNING DATA
 SUBMITTED ON THIS FORM: EDWARD ANDERSON, REGULATORY AFFAIRS (561) 694-4790

4. SIGNATURE OF OFFICIAL SUBMITTING REPORT: 

5. DATE COMPLETED: 04/18/2023

(A)	(B)	(C)	(D)	(E)	(F)	(G)	(H)	(I)	(J)	(K)	(L)	(M)	(N)	(O)	(P)	(Q)	(R)
LINE NO	PLANT	SUPPLIER	DELIVERY LOCATION	DELIVERY DATE	TYPE OIL	VOLUME (BBLs)	INVOICE PRICE (\$/BBL)	INVOICE AMOUNT (\$)	DISCOUNT (\$)	NET AMOUNT (\$)	NET PRICE (\$/BBL)	QUALITY ADJUST (\$/BBL)	EFFECTIVE PUR PRICE (\$/BBL)	TRANSP TO TERM (\$/BBL)	ADDITIONAL TRANS CHGS (\$/BBL)	OTHER CHGS (\$/BBL)	DELIVERED PRICE (\$/BBL)
1	PFM	APEC	TBG	03/31/2023	F03	15,265								0.0000			130.4229

EDITED COPY

FPSC FORM NO 423 - 1

1. REPORTING MONTH : February

YEAR 2023

MONTHLY REPORT OF COST AND QUALITY OF FUEL OIL FOR ELECTRIC PLANTS
ORIGIN, VOLUME, DELIVERED PRICE AND AS RECEIVED QUANTITY

2. REPORTING COMPANY : FLORIDA POWER LIGHT COMPANY

3. NAME, TITLE TELEPHONE NUMBER OF CONTACT PERSON CONCERNING DATA
SUBMITTED ON THIS FORM: EDWARD ANDERSON, REGULATORY AFFAIRS (561) 694-4790

4. SIGNATURE OF OFFICIAL SUBMITTING REPORT:



5. DATE COMPLETED: 04/18/2023

LINE NO.	PLANT	SUPPLIER	SHIPPING POINT	PURCHASE TYPE	DELIVERY LOCATION	DELIVERY DATE	TYPE OIL	SULFUR (%)	BTU CONTENT (BTU/GAL)	VOLUME (BBLS)	DELIVERED PRICE (\$/BBLS)
1	FT. MYERS	APEC	NA-TRUCK DELIVERY	S	TBG	02/28/2023	F03	N/A	N/A	17,287	140.2255
2	CAPE CANAVERAL	APEC	NA-TRUCK DELIVERY	S	TCC	02/28/2023	F03	N/A	N/A	20,279	135.9994