



Dianne M. Triplett
DEPUTY GENERAL COUNSEL

June 4 2024

VIA ELECTRONIC MAIL

Mr. Adam J. Teitzman, Commission Clerk
Office of Commission Clerk
Florida Public Service Commission
2540 Shumard Oak Boulevard
Tallahassee, Florida 32399-0850

Re: Docket 20240025-EI, Petition for Rate Increase by Duke Energy Florida, LLC

Dear Mr. Teitzman,

Please find enclosed for electronic filing on behalf of Duke Energy Florida, LLC ("DEF"), DEF's Request for Confidential Classification for certain information provided in its Responses to OPC's Ninth Set of Interrogatories (Nos. 222-244) and Ninth Request for Production of Documents (Nos. 87-93). The filing includes the following:

- DEF's Request for Confidential Classification
- Slip-sheet for confidential Exhibit A
- Redacted Exhibit B (two copies)
- Exhibit C (justification matrix), and
- Exhibit D (affidavits of Brian Lloyd and Ed Scott)

DEF's confidential Exhibit A that accompanies the above-referenced was submitted with DEF's Notice of Intent to Request Confidential Classification on May 14, 2024 and Amended Notice of Intent to Request Confidential Classification filed on May 21, 2024, respectively, under separate cover.

Thank you for your assistance in this matter. Please feel free to call me at (727) 820-4692 should you have any questions concerning this filing.

Respectfully,

/s/ Dianne M. Triplett

Dianne M. Triplett

DMT/mw
Attachments

BEFORE THE FLORIDA PUBLIC SERVICE COMMISSION

In re: Petition by Duke Energy Florida, LLC
for rate increase

DOCKET NO. 20240025-EI

Dated: June 4, 2024

**DUKE ENERGY FLORIDA, LLC’S
REQUEST FOR CONFIDENTIAL CLASSIFICATION**

Duke Energy Florida, LLC (“DEF” or “Company”), pursuant to Section 366.093, Florida Statutes (F.S.), and Rule 25-22.006, Florida Administrative Code (F.A.C.), submits this Request for Confidential Classification for certain information contained in its Responses to the Office of the Public Counsel’s (“OPC”) Ninth Request for Production of Documents (Nos. 87-93) and to the OPC’s Ninth Set of Interrogatories (Nos. 224-244). DEF’s Notice of Intent to Request Confidential Classification was filed May 14, 2024. This Request is timely. See Rule 25-22.006(3)(a)1, E.A.C. In support of this Request, DEF states:

1. Documents responsive to OPC’s Ninth Request for Production of Documents, specifically, Questions 87, 91, and 92, and OPC’s Ninth Set of Interrogatories, specifically, Questions 224, 230, 232, 235, 236, 239, 241, 243, and 244, contain “confidential proprietary business information” under Section 366.093(3), F.S.¹

2. The following exhibits are included with this request:

(a) Sealed Composite Exhibit A is a package containing unredacted copies of all documents for which DEF seeks confidential treatment. Composite Exhibit A was submitted

¹ The confidential information produced in response to OPC’s Ninth Set of Interrogatories, Questions 243 and 244, was produced in a supplemental response to those requests.

separately in a sealed envelope labeled “CONFIDENTIAL” on May 14, 2024. In the unredacted versions, the information asserted to be confidential is highlighted in yellow.

(b) Composite Exhibit B is a package containing two copies of redacted versions of the documents for which DEF requests confidential classification. The specific information for which confidential treatment is requested has been blocked out by opaque marker or other means.

(c) Exhibit C is a table which identifies by page and line the information for which DEF seeks confidential classification and the specific statutory bases for seeking confidential treatment.

(d) Exhibit D includes affidavits of Brian M. Loyd and Edward L. Scott, attesting to the confidential nature of the information identified in Exhibit C.

3. As indicated in Exhibit C, the information for which DEF requires confidential classification is “proprietary confidential business information” within the meaning of § 366.093(3), F.S. Specifically:

(a) Documents produced in response to OPC’s Ninth Request for Production of Documents, Question 92, and OPC’s Ninth Set of Interrogatories, Question 239, contain detailed information about the location and nature of DEF’s transmission system. Disclosure of that information could pose significant security risks to DEF, its customers, and the grid.

(b) Documents produced in response to OPC’s Ninth Set of Interrogatories, Questions 239, 241, 243, and 244, contain information relating to DEF’s transmission projects and upgrades, as well as DEF’s current and estimated expenditures associated with these projects and upgrades. When viewed together, that information relates to DEF’s competitive business interests, and, thus, its disclosure would impair DEF’s ability to compete in the marketplace.

(c) Documents produced in response to OPC’s Ninth Request for Production of

Documents, Question 87, and OPC's Ninth Set of Interrogatories, Question 224, contain information relating to DEF's reliability performance as compared to other utilities. That information is proprietary, and it relates to DEF's competitive business interests. Thus, its disclosure would impair DEF's ability to compete in the marketplace.

(d) Documents produced in response to OPC's Ninth Request for Production of Documents, Question 91, contain detailed information about the location and nature of distribution projects. Disclosure of that information could pose significant security risks to DEF, its customers, and the grid.

(e) Documents produced in response to OPC's Ninth Set of Interrogatories, Questions 230, 232, 235, and 236, contain information relating to DEF's future distribution projects, as well as DEF's current and estimated costs associated with these projects. That information relates to DEF's competitive business interests, and, thus, its disclosure would impair DEF's ability to compete in the marketplace.

4. The information identified in Exhibits A and C is intended to be and is treated as confidential by DEF. *See* Exhibit D. Further, that information has not been disclosed to the public. *See* Exhibit D.

5. It follows that the information identified in Exhibits A and C is proprietary confidential information, which would cause harm to DEF and ratepayers if disclosed and which is exempt from disclosure under the Public Records Act pursuant to § 366.093(3), F.S.

6. Accordingly, DEF requests that the information identified in Exhibit A be classified as "proprietary confidential business information" within the meaning of section 366.093(3), F.S., that the information remain confidential for a period of at least 18 months as provided in section

366.093(4) F.S., and that the information be returned as soon as it is no longer necessary for the Commission to conduct its business.

WHEREFORE, for the foregoing reasons, DEF respectfully requests that this Request for Confidential Classification be granted.

RESPECTFULLY SUBMITTED this 4th day of June, 2024.

/s/Dianne M. Triplett

DIANNE TRIPLETT

Deputy General Counsel
299 1st Avenue North
St. Petersburg, Florida 33701
T: (727) 820-4692
E: dianne.triplett@duke-energy.com

MATTHEW R. BERNIER

Associate General Counsel
106 East College Avenue, Suite 800
Tallahassee, Florida 32301
T: (850) 521-1428
E: matt.bernier@duke-energy.com

STEPHANIE A. CUELLO

Senior Counsel
106 East College Avenue, Suite 800
Tallahassee, Florida 32301
T: (850) 521-1425
E: stephanie.cuello@duke-energy.com
FLRegulatoryLegal@duke-energy.com

Attorneys for Duke Energy Florida, LLC

CERTIFICATE OF SERVICE
Docket No. 20240025-EI

I HEREBY CERTIFY that a true and correct copy of the foregoing has been furnished via electronic mail to the following this 4th day of June, 2024.

/s/ Dianne M. Triplett
Attorney

Jennifer Crawford / Major Thompson /
Shaw Stiller
Office of General Counsel
Florida Public Service Commission
2540 Shumard Oak Blvd.
Tallahassee, FL 32399-0850
JCrawfor@psc.state.fl.us
MThomps@psc.state.fl.us
SStiller@psc.state.fl.us
discovery-gcl@psc.state.fl.us

Jon C. Moyle, Jr. / Karen A. Putnal
Moyle Law Firm, P.A.
FIPUG
118 North Gadsden Street
Tallahassee, Florida 32301
jmoyle@moylelaw.com
kputnal@moylelaw.com

Tony Mendoza / Patrick Woolsey
Sierra Club
2101 Webster Street Suite 1300
Oakland, CA 94612
tony.mendoza@sierraclub.org
patrick.woolsey@sierraclub.org

Sari Amiel
Sierra Club
50 F St. NW, Eighth Floor
Washington, DC 20001
sari.amiel@sierraclub.org

Walt Trierweiler / Charles J. Rehwinkel /
Mary Wessling / Austin Watrous
Office of Public Counsel
111 W. Madison St., Rm 812
Tallahassee, FL 32399
rehwinkel.charles@leg.state.fl.us
trierweiler.walt@leg.state.fl.us
watrous.austin@leg.state.fl.us
wessling.mary@leg.state.fl.us

Bradley Marshall / Jordan Luebkekmann /
Hema Lochan
Earthjustice
LULAC & FL Rising
111 S. Martin Luther King Jr. Blvd.
Tallahassee, Florida 32301
bmarshall@earthjustice.org
jluebkekmann@earthjustice.org
hlochan@earthjustice.org
flcaseupdates@earthjustice.org

Robert Scheffel Wright / John T. LaVia,
III
Gardner, Bist, Bowden, Dee, LaVia,
Wright, Perry & Harper, P.A.
Florida Retail Federation
1300 Thomaswood Drive
Tallahassee, Florida 32308
schef@gbwlegal.com
jlavia@gbwlegal.com

Peter J. Mattheis / Michael K. Lavanga /
Joseph R. Briscar
Stone Mattheis Xenopoulos & Brew, PC
NUCOR
1025 Thomas Jefferson Street, NW
Suite 800 West
Washington, DC 20007-5201
pjm@smxblaw.com
mkl@smxblaw.com
jrb@smxblaw.com

James W. Brew / Laura Wynn Baker /
Sarah B. Newman
Stone Mattheis Xenopoulos & Brew, PC
PCS Phosphate-White Springs
1025 Thomas Jefferson Street, NW
Suite 800 West
Washington, DC 20007-5201
jbrew@smxblaw.com
lwb@smxblaw.com
sbn@smxblaw.com

William C. Garner
Law Office of William C. Garner, PLLC
SACE
3425 Bannerman Road
Unit 105, No. 414
Tallahassee, FL 32312
bgarner@wcglawoffice.com

Nikhil Vijaykar
Keyes & Fox LLP
EVgo Services, LLC
580 California St., 12th Floor
San Francisco, CA 94104
nvijaykar@keyesfox.com

Lindsey Stegall
EVgo Services, LLC
11835 W. Olympic Blvd., Ste. 900E
Los Angeles, CA 90064
Lindsey.Stegall@evgo.com

Frederick L. Aschauer, Jr., Esq.
Allan J. Charles, Esq.
Lori Killinger, Esq.
Lewis, Longman & Walker P.A.
AAACE / Circle K / RaceTrac / Wawa
106 East College Avenue, Suite 1500
Tallahassee, Florida 32301
fascbauer@llw-law.com
acharles@llw-law.com
killinger@llw-law.com

Exhibit A

“CONFIDENTIAL”

(filed under separate cover on May 14, 2024)

Exhibit B

REDACTED

(copy-one)

BEFORE THE FLORIDA PUBLIC SERVICE COMMISSION

In re: Petition for rate increase by Duke Energy
Florida, LLC.

Docket No. 20240025-EI

Dated: May 14, 2024

**DUKE ENERGY FLORIDA, LLC'S REDACTED RESPONSE TO
CITIZENS' NINTH SET OF INTERROGATORIES (NOS. 222-244)**

Duke Energy Florida, LLC ("DEF") responds to the Citizens of the State of Florida, through the Office of Public Counsel's ("Citizens" or "OPC") Ninth Set of Interrogatories to DEF (Nos. 222-244), as follows:

INTERROGATORIES

222. **GIS Technology.** Regarding Brian Lloyd's Direct Testimony Page 5, lines 15-17:
- a. Will DEF purchase enhancements to the existing GIS technology in use today?
 - i. If so, provide a description, cost, and test year the upgrades are budgeted.

Response:

DEF does not have any current plans to purchase additional enhancements to the GIS technology relating to storm response. We have purchased and continue to use ARCOS SMART which is the application used to track off-system resources into the state once acquired and track their travel home to ensure accurate cost charging and travel progress tracking. As part of its efforts to continually incorporate lessons learned from storm events and to take advantage of emerging technologies, DEF will continue to monitor the market for any new/upgraded applications that could be adopted (subject to cost-effectiveness and any other relevant considerations).

223. **SAIDI/SAIFI.** Provide, in searchable format, SAIDI and SAIFI for 2016-2023 by cause code and by zone including but not limited to:
- a. Trees inside the right-of-way;

- b. Trees outside the right-of-way;
- c. Major storms;
- d. Scheduled outages;
- e. Lightning;
- f. Weather;
- g. Public Interference;
- h. Animals (small and large); and
- i. Equipment failures

Response:

For the state of Florida, we follow the FPSC method of data reporting and exclusions. The requested format for SAIDI and SAIFI by cause code resembles the IEEE method of outage reporting, and this was not the methodology used for Witness Lloyd's testimony and exhibits. Please see <https://www.psc.state.fl.us/distribution-reliability-reports> for FPSC outage reporting provided by DEF annually.

224. **SAIDI/SAIFI.** Does Duke participate in the IEEE Distribution Reliability Working Group? If so, provide the identification of Duke's numbers in the 2022 benchmarking report as well as the 2019, 2020, and 2021 benchmarking reports in searchable and unlocked format.

Response:

REDACTED

Yes, Duke Energy participates in the IEEE Distribution Reliability Working Group. [REDACTED] is DEF's identification number. See attached documents bearing Bates numbers 20240025-OPCROG9-00024081 through 20240025-OPCROG9-00024169 These documents are confidential: redacted versions are attached hereto and unredacted copies have been submitted with the Florida Public Service Commission along with DEF's Notice of Intent to Request Confidential Classification dated May 14, 2024.

225. **Customer Growth.** Each test year DEF has stated they are budgeting for 35,000 new customers. For each year from 2018 through 2023 provide the number of customers connected by year and the cost for new service connects inclusive of all costs in aid of construction. Please provide this in searchable and unlocked format.

REDACTED
DOCUMENTS BEARING BATES NUMBER 20240025-
OPCROG9-00024081 THROUGH 20240025-
OPCROG9-00024169
ARE REDACTED IN THEIR ENTIRETY

REDACTED
DOCUMENTS BEARING BATES NUMBER 20240025-
OPCROG9-00024171
IS REDACTED IN ITS ENTIRETY

REDACTED
DOCUMENTS BEARING BATES NUMBER
20240025-OPCROG9-00024172
IS REDACTED IN ITS ENTIRETY

**DUE TO SIZE, DOCUMENTS BEARING BATES
NUMBER 20240025-OPCROG9-00024173 IS BEING
PROVIDED IN EXCEL FORMAT ONLY**

REDACTED
DOCUMENTS BEARING BATES NUMBER 20240025-
OPCROG9-00024174 THROUGH 20240025-
OPCROG9-00024225
ARE REDACTED IN THEIR ENTIRETY

CITIZENS' NINTH SET OF INTERROGATORIES TO DUKE ENERGYFLORIDA, LLC (NOS. 222-244)

OPC ROG 9-236

	Actual	Actual	Actual	Actual	Projected	REDACTED	REDACTED	REDACTED
	2020	2021	2022	2023	2024	Projected	Projected	Projected
						2025	2026	2027
Outage Investigation Follow-Up Program								
CapEx Spend	\$ 4,762,907	\$ 4,600,277	\$ 6,241,760	\$ 18,107,361	\$ 7,654,356			

DEF Transmission Capital Projects

OPC ROG 9-239 (a.) Planned Capital Projects List		OPC ROG 9-239 (i.) Project Name	OPC ROG 9-239 (ii.) Cost/budget by year <i>Note - All dollars are in CapEx, and reflect annual expenditures</i>				OPC ROG 9-239 (iii.) Purpose	OPC ROG 9-239 (iv.) Miles of Line <i>(when applicable)</i>
Investment Code	Model Name	Investment Name	2024 Budget	2025 Forecast	2026 Forecast	2027 Forecast	Project Justification	Circuit Miles <small>(as recorded in support for OPC ROG 9-182 and 9-183 responses)</small>
F201308			14,220,410	0	0	0		38
F210030			3,915,764	0	0	0		22
F201264			18,242,370	1,891,330	0	0		18
F210024			159,216	0	0	0		n/a
FL2812			2,274,211	0	0	0		3
FL1982			15,922	0	0	0		3
F190243			800,915	0	0	0		5
F210009			195,975	57,360	0	0		n/a
FL2426			2,343,311	19,919	0	0		2
FL2098T2			1,374,234	0	0	0		10

DEF Transmission Capital Projects

OPC ROG 9-239 (a.) Planned Capital Projects List		OPC ROG 9-239 (i.) Project Name	OPC ROG 9-239 (ii.) Cost/budget by year <i>Note - All dollars are in CapEx, and reflect annual expenditures</i>				OPC ROG 9-239 (iii.) Purpose	OPC ROG 9-239 (iv.) Miles of Line <i>(when applicable)</i>
Investment Code	Model Name	Investment Name	2024 Budget	2025 Forecast	2026 Forecast	2027 Forecast	Project Justification	Circuit Miles <small>(as recorded in support for OPC ROG 9-182 and 9-183 responses)</small>
FL2117			57,223,094	51,605,288	14,762,935	0		4
FL2794			6,953	0	0	0		n/a
F180204			0	122	0	0		n/a
F201263			1,674,189	0	0	0		10
FL2516			10,713,302	5,595,053	77,927	0		n/a
FL3030			56,545	26,257	0	0		2
FL2500			11,137,366	4,456,840	0	0		2

DEF Transmission Capital Projects

OPC ROG 9-239 (a.) Planned Capital Projects List		OPC ROG 9-239 (i.) Project Name	OPC ROG 9-239 (ii.) Cost/budget by year <i>Note - All dollars are in CapEx, and reflect annual expenditures</i>				OPC ROG 9-239 (iii.) Purpose	OPC ROG 9-239 (iv.) Miles of Line <i>(when applicable)</i>
Investment Code	Model Name	Investment Name	2024 Budget	2025 Forecast	2026 Forecast	2027 Forecast	Project Justification	Circuit Miles <small>(as recorded in support for OPC ROG 9-182 and 9-183 responses)</small>
F180137			318,646	0	0	0		n/a
F210175			135,053	0	0	0		n/a
F12137			80,178,327	21,377,017	0	0		25/24
F210168			4,269,723	13,023,249	134,965	0		n/a
F190121			602,901	46	0	0		n/a
F210196			1,997,069	4,647,008	7,799,753	4,636		9

DEF Transmission Capital Projects

OPC ROG 9-239 (a.) Planned Capital Projects List		OPC ROG 9-239 (i.) Project Name	OPC ROG 9-239 (ii.) Cost/budget by year <i>Note - All dollars are in CapEx, and reflect annual expenditures</i>				OPC ROG 9-239 (iii.) Purpose	OPC ROG 9-239 (iv.) Miles of Line <i>(when applicable)</i>
Investment Code	Model Name	Investment Name	2024 Budget	2025 Forecast	2026 Forecast	2027 Forecast	Project Justification	Circuit Miles <small>(as recorded in support for OPC ROG 9-182 and 9-183 responses)</small>
F220105			6,452,873	22,907,505	42,423,973	0		36
F180170			2,337,150	78	0	0		n/a
F201333			1,075,950	0	0	0		n/a
F190090			25,493	0	0	0		n/a
F180349			55,232	0	0	0		n/a

DEF Transmission Capital Projects

OPC ROG 9-239 (a.) Planned Capital Projects List		OPC ROG 9-239 (i.) Project Name	OPC ROG 9-239 (ii.) Cost/budget by year <i>Note - All dollars are in CapEx, and reflect annual expenditures</i>				OPC ROG 9-239 (iii.) Purpose	OPC ROG 9-239 (iv.) Miles of Line <i>(when applicable)</i>
Investment Code	Model Name	Investment Name	2024 Budget	2025 Forecast	2026 Forecast	2027 Forecast	Project Justification	Circuit Miles <small>(as recorded in support for OPC ROG 9-182 and 9-183 responses)</small>
F220024			2,647,989	23,607,543	0	0		n/a
F201265			25,480,651	4,297,508	0	0		12
F210202			842,471	8,329,000	265,768	0		6
FLCRR2471			3,481,601	5,600,429	0	0		4
F190124			20	0	0	0		n/a
F201208			127,147	0	0	0		n/a
F210291			6,835,219	0	0	0		n/a

DEF Transmission Capital Projects

OPC ROG 9-239 (a.) Planned Capital Projects List		OPC ROG 9-239 (i.) Project Name	OPC ROG 9-239 (ii.) Cost/budget by year <i>Note - All dollars are in CapEx, and reflect annual expenditures</i>				OPC ROG 9-239 (iii.) Purpose	OPC ROG 9-239 (iv.) Miles of Line <i>(when applicable)</i>
Investment Code	Model Name	Investment Name	2024 Budget	2025 Forecast	2026 Forecast	2027 Forecast	Project Justification	Circuit Miles <small>(as recorded in support for OPC ROG 9-182 and 9-183 responses)</small>
F210199			435,722	942,623	4,457,834	4,789,204		7
F180100			1,824,566	9,354,481	0	0		8
F190001			8,334,640	408	0	0		n/a
F210405			883,994	7,442,956	10,482,782	0		n/a
F171023			6,609,458	0	0	0		n/a
F190205			2,774,596	6,721	0	0		n/a
F190214			3,013,978	21	0	0		n/a

DEF Transmission Capital Projects

OPC ROG 9-239 (a.) Planned Capital Projects List		OPC ROG 9-239 (i.) Project Name	OPC ROG 9-239 (ii.) Cost/budget by year <i>Note - All dollars are in CapEx, and reflect annual expenditures</i>				OPC ROG 9-239 (iii.) Purpose	OPC ROG 9-239 (iv.) Miles of Line <i>(when applicable)</i>
Investment Code	Model Name	Investment Name	2024 Budget	2025 Forecast	2026 Forecast	2027 Forecast	Project Justification	Circuit Miles <small>(as recorded in support for OPC ROG 9-182 and 9-183 responses)</small>
F201119			3,772,239	183	0	0		n/a
F210546			0	16	0	0		n/a
F171025			1,127,475	1,861,157	0	0		n/a
F210204			706,793	268,881	7,227,541	531		5
F180129			0	29,155	0	0		n/a
F190300			72	0	0	0		n/a
F190030			27,877	0	0	0		n/a

DEF Transmission Capital Projects

OPC ROG 9-239 (a.) Planned Capital Projects List		OPC ROG 9-239 (i.) Project Name	OPC ROG 9-239 (ii.) Cost/budget by year <i>Note - All dollars are in CapEx, and reflect annual expenditures</i>				OPC ROG 9-239 (iii.) Purpose	OPC ROG 9-239 (iv.) Miles of Line <i>(when applicable)</i>
Investment Code	Model Name	Investment Name	2024 Budget	2025 Forecast	2026 Forecast	2027 Forecast	Project Justification	Circuit Miles <small>(as recorded in support for OPC ROG 9-182 and 9-183 responses)</small>
F190279			3,199,110	1,214,400	0	0		n/a
F210308			1,868,130	0	0	0		n/a
F210042			13,504,808	25,462,601	6,240,263	216		n/a
F210203			1,438,121	587,286	9,319,565	31,373		7
F190096			2,154,720	0	0	0		n/a
F201321			1,766,569	66,472	0	0		n/a
F180189			539,248	4,553,579	28,213	0		n/a
F210573			919,702	49	0	0		n/a

DEF Transmission Capital Projects

OPC ROG 9-239 (a.) Planned Capital Projects List		OPC ROG 9-239 (i.) Project Name	OPC ROG 9-239 (ii.) Cost/budget by year <i>Note - All dollars are in CapEx, and reflect annual expenditures</i>				OPC ROG 9-239 (iii.) Purpose	OPC ROG 9-239 (iv.) Miles of Line <i>(when applicable)</i>
Investment Code	Model Name	Investment Name	2024 Budget	2025 Forecast	2026 Forecast	2027 Forecast	Project Justification	Circuit Miles <small>(as recorded in support for OPC ROG 9-182 and 9-183 responses)</small>
F180117			3,010,590	0	0	0		n/a
F190038			2,458,838	0	0	0		n/a
F210299			2,551,010	0	0	0		n/a
F210574			914,114	49	0	0		n/a
F210174			74,818	1,507,189	10,343	0		n/a

DEF Transmission Capital Projects

OPC ROG 9-239 (a.) Planned Capital Projects List		OPC ROG 9-239 (i.) Project Name	OPC ROG 9-239 (ii.) Cost/budget by year <i>Note - All dollars are in CapEx, and reflect annual expenditures</i>				OPC ROG 9-239 (iii.) Purpose	OPC ROG 9-239 (iv.) Miles of Line <i>(when applicable)</i>
Investment Code	Model Name	Investment Name	2024 Budget	2025 Forecast	2026 Forecast	2027 Forecast	Project Justification	Circuit Miles <small>(as recorded in support for OPC ROG 9-182 and 9-183 responses)</small>
F190018			34	0	0	0		n/a
F220065			15,199	0	0	0		n/a
F220384			491,701	0	0	0		n/a
F210298			135,365	2,719,869	0	0		n/a

DEF Transmission Capital Projects

OPC ROG 9-239 (a.) Planned Capital Projects List		OPC ROG 9-239 (i.) Project Name	OPC ROG 9-239 (ii.) Cost/budget by year <i>Note - All dollars are in CapEx, and reflect annual expenditures</i>				OPC ROG 9-239 (iii.) Purpose	OPC ROG 9-239 (iv.) Miles of Line <i>(when applicable)</i>
Investment Code	Model Name	Investment Name	2024 Budget	2025 Forecast	2026 Forecast	2027 Forecast	Project Justification	Circuit Miles <small>(as recorded in support for OPC ROG 9-182 and 9-183 responses)</small>
F210242			135,365	2,719,869	0	0		n/a
F180365			1,331,674	1,492,658	0	0		n/a
F210311			1,437,405	1,371,047	0	0		n/a

DEF Transmission Capital Projects

OPC ROG 9-239 (a.) Planned Capital Projects List		OPC ROG 9-239 (i.) Project Name	OPC ROG 9-239 (ii.) Cost/budget by year <i>Note - All dollars are in CapEx, and reflect annual expenditures</i>				OPC ROG 9-239 (iii.) Purpose	OPC ROG 9-239 (iv.) Miles of Line <i>(when applicable)</i>
Investment Code	Model Name	Investment Name	2024 Budget	2025 Forecast	2026 Forecast	2027 Forecast	Project Justification	Circuit Miles <small>(as recorded in support for OPC ROG 9-182 and 9-183 responses)</small>
F190029			1,169,978	21,841	0	0		n/a
F190203			957,182	725,653	0	0		n/a
F210263			3	0	0	0		n/a
F210533			1,178,461	5,061,112	21,201	0		n/a
F190147			913,692	0	0	0		n/a
F171017			3,128,014	1,991	0	5,526		n/a
F180065			2,125,389	5,121	0	0		n/a

DEF Transmission Capital Projects

OPC ROG 9-239 (a.) Planned Capital Projects List		OPC ROG 9-239 (i.) Project Name	OPC ROG 9-239 (ii.) Cost/budget by year <i>Note - All dollars are in CapEx, and reflect annual expenditures</i>				OPC ROG 9-239 (iii.) Purpose	OPC ROG 9-239 (iv.) Miles of Line <i>(when applicable)</i>
Investment Code	Model Name	Investment Name	2024 Budget	2025 Forecast	2026 Forecast	2027 Forecast	Project Justification	Circuit Miles <small>(as recorded in support for OPC ROG 9-182 and 9-183 responses)</small>
FL2990			1,279,436	1,277,558	8,058,441	10,357		5
F180245			1,214,419	547,641	12,947,425	3,656,193		3
F180268			1,517,117	173,647	0	0		n/a
F171028			1,107,407	375	0	0		n/a
F190003			496,978	8,501,353	1,195	0		n/a

DEF Transmission Capital Projects

OPC ROG 9-239 (a.) Planned Capital Projects List		OPC ROG 9-239 (i.) Project Name	OPC ROG 9-239 (ii.) Cost/budget by year <i>Note - All dollars are in CapEx, and reflect annual expenditures</i>				OPC ROG 9-239 (iii.) Purpose	OPC ROG 9-239 (iv.) Miles of Line <i>(when applicable)</i>
Investment Code	Model Name	Investment Name	2024 Budget	2025 Forecast	2026 Forecast	2027 Forecast	Project Justification	Circuit Miles <small>(as recorded in support for OPC ROG 9-182 and 9-183 responses)</small>
F201122			499,533	8,498,916	1,195	0		n/a
F220186			719,100	0	0	0		n/a
F190248			1,499	0	0	0		n/a
F180032			1,597,241	260,350	6,613,884	17,251		2
F210060			316,209	0	0	0		n/a
F210061			316,209	0	0	0		n/a

DEF Transmission Capital Projects

OPC ROG 9-239 (a.) Planned Capital Projects List		OPC ROG 9-239 (i.) Project Name	OPC ROG 9-239 (ii.) Cost/budget by year <i>Note - All dollars are in CapEx, and reflect annual expenditures</i>				OPC ROG 9-239 (iii.) Purpose	OPC ROG 9-239 (iv.) Miles of Line <i>(when applicable)</i>
Investment Code	Model Name	Investment Name	2024 Budget	2025 Forecast	2026 Forecast	2027 Forecast	Project Justification	Circuit Miles <small>(as recorded in support for OPC ROG 9-182 and 9-183 responses)</small>
F210063			316,209	0	0	0		n/a
F210062			316,209	0	0	0		n/a
F210064			316,209	0	0	0		n/a

DEF Transmission Capital Projects

OPC ROG 9-239 (a.) Planned Capital Projects List		OPC ROG 9-239 (i.) Project Name	OPC ROG 9-239 (ii.) Cost/budget by year <i>Note - All dollars are in CapEx, and reflect annual expenditures</i>				OPC ROG 9-239 (iii.) Purpose	OPC ROG 9-239 (iv.) Miles of Line <i>(when applicable)</i>
Investment Code	Model Name	Investment Name	2024 Budget	2025 Forecast	2026 Forecast	2027 Forecast	Project Justification	Circuit Miles <small>(as recorded in support for OPC ROG 9-182 and 9-183 responses)</small>
F210068			316,209	0	0	0		n/a
F210069			316,209	0	0	0		n/a
F180277			1,675,629	0	0	0		n/a
F210172			15,187,202	40,783	2,648	7,212		15

DEF Transmission Capital Projects

OPC ROG 9-239 (a.) Planned Capital Projects List		OPC ROG 9-239 (i.) Project Name	OPC ROG 9-239 (ii.) Cost/budget by year <i>Note - All dollars are in CapEx, and reflect annual expenditures</i>				OPC ROG 9-239 (iii.) Purpose	OPC ROG 9-239 (iv.) Miles of Line <i>(when applicable)</i>
Investment Code	Model Name	Investment Name	2024 Budget	2025 Forecast	2026 Forecast	2027 Forecast	Project Justification	Circuit Miles <small>(as recorded in support for OPC ROG 9-182 and 9-183 responses)</small>
F210059			328,554	0	0	0		n/a
F210058			328,554	0	0	0		n/a
F180266			166,474	2,816,198	0	0		n/a

REDACTED

DEF Transmission Capital Projects

OPC ROG 9-239 (a.) Planned Capital Projects List		OPC ROG 9-239 (i.) Project Name	OPC ROG 9-239 (ii.) Cost/budget by year <i>Note - All dollars are in CapEx, and reflect annual expenditures</i>				OPC ROG 9-239 (iii.) Purpose	OPC ROG 9-239 (iv.) Miles of Line <i>(when applicable)</i>
Investment Code	Model Name	Investment Name	2024 Budget	2025 Forecast	2026 Forecast	2027 Forecast	Project Justification	Circuit Miles <small>(as recorded in support for OPC ROG 9-182 and 9-183 responses)</small>
F210162			392,601	0	0	0		n/a
F210192			393,900	0	0	0		n/a
F210158			406,377	0	0	0		n/a
F190250			206,392	16	0	0		n/a
F190256			207,248	16	0	0		n/a
F190255			208,615	16	0	0		n/a
F190257			208,167	16	0	0		n/a
F190251			205,048	300	0	0		n/a
F190254			204,055	3,788	0	0		n/a
F190253			201,989	6,909	0	0		n/a
F210012			(62,638)	0	0	0		n/a

REDACTED

DEF Transmission Capital Projects

OPC ROG 9-239 (a.) Planned Capital Projects List		OPC ROG 9-239 (i.) Project Name	OPC ROG 9-239 (ii.) Cost/budget by year <i>Note - All dollars are in CapEx, and reflect annual expenditures</i>				OPC ROG 9-239 (iii.) Purpose	OPC ROG 9-239 (iv.) Miles of Line <i>(when applicable)</i>
Investment Code	Model Name	Investment Name	2024 Budget	2025 Forecast	2026 Forecast	2027 Forecast	Project Justification	Circuit Miles <small>(as recorded in support for OPC ROG 9-182 and 9-183 responses)</small>
F210292			440,481	0	0	0		n/a
F190035			2,816,094	0	0	0		n/a
F190143			546,573	49,521	0	0		n/a
F220165			768,118	0	0	0		n/a
F210186			521,166	7,291	0	0		n/a
F210201			36,470	1	0	0		8
F210200			192	1	0	0		4
F190036			740,335	548,856	8,878	0		n/a

REDACTED

DEF Transmission Capital Projects

OPC ROG 9-239 (a.) Planned Capital Projects List		OPC ROG 9-239 (i.) Project Name	OPC ROG 9-239 (ii.) Cost/budget by year <i>Note - All dollars are in CapEx, and reflect annual expenditures</i>				OPC ROG 9-239 (iii.) Purpose	OPC ROG 9-239 (iv.) Miles of Line <i>(when applicable)</i>
Investment Code	Model Name	Investment Name	2024 Budget	2025 Forecast	2026 Forecast	2027 Forecast	Project Justification	Circuit Miles <small>(as recorded in support for OPC ROG 9-182 and 9-183 responses)</small>
FL2783			896,808	2,445,554	893,723	32,150,595		13
F210015			0	6,292,919	5,567,684	29,445,161		10
F210016			603,541	4,548,268	3,068,348	24,029,912		11
F180191			0	2,756,106	4,559,594	23,723,047		12
F210315			0	199,101	1,547,386	1,380,973		n/a
FL2699			0	256,181	1,365,266	15,608,206		n/a
FL2995			0	1,329,372	4,768,388	13,148,618		12
F210352			1,511,213	281,524	210,672	12,293,134		10
F190232			0	82,701	3,998,634	9,475,654		n/a
F190293			0	1,899,025	961,848	8,004,017		6

REDACTED

DEF Transmission Capital Projects

OPC ROG 9-239 (a.) Planned Capital Projects List		OPC ROG 9-239 (i.) Project Name	OPC ROG 9-239 (ii.) Cost/budget by year <i>Note - All dollars are in CapEx, and reflect annual expenditures</i>				OPC ROG 9-239 (iii.) Purpose	OPC ROG 9-239 (iv.) Miles of Line <i>(when applicable)</i>
Investment Code	Model Name	Investment Name	2024 Budget	2025 Forecast	2026 Forecast	2027 Forecast	Project Justification	Circuit Miles <small>(as recorded in support for OPC ROG 9-182 and 9-183 responses)</small>
FL2993			10,693	2,304,889	1,058,268	7,412,120		3
F190139			0	70,323	655,716	644,855		n/a
FL1936			0	0	0	3,775,611		9
F180270			0	0	2,317,848	2,926,031		13
FL2149			0	793,613	698,963	2,835,036		10
F210521			121,006	357,455	1,300,808	2,706,554		n/a
F201184			0	0	1,287,652	2,482,667		11
F210296			0	42,135	193,935	2,231,688		n/a

REDACTED

DEF Transmission Capital Projects

OPC ROG 9-239 (a.) Planned Capital Projects List		OPC ROG 9-239 (i.) Project Name	OPC ROG 9-239 (ii.) Cost/budget by year <i>Note - All dollars are in CapEx, and reflect annual expenditures</i>				OPC ROG 9-239 (iii.) Purpose	OPC ROG 9-239 (iv.) Miles of Line <i>(when applicable)</i>
Investment Code	Model Name	Investment Name	2024 Budget	2025 Forecast	2026 Forecast	2027 Forecast	Project Justification	Circuit Miles <small>(as recorded in support for OPC ROG 9-182 and 9-183 responses)</small>
FL2800			8,814,697	4,035,169	46,783,919	2,296,331		8
F190146			0	97,906	314,147	2,146,523		n/a
F210017			0	0	2,041,023	2,180,236		6
F210019			0	0	0	2,071,641		12
F190065			0	0	269,547	2,119,709		n/a
F210303			0	30,732	340,475	1,989,139		n/a
F201327			0	0	3,635,764	1,921,893		13

REDACTED

DEF Transmission Capital Projects

OPC ROG 9-239 (a.) Planned Capital Projects List		OPC ROG 9-239 (i.) Project Name	OPC ROG 9-239 (ii.) Cost/budget by year <i>Note - All dollars are in CapEx, and reflect annual expenditures</i>				OPC ROG 9-239 (iii.) Purpose	OPC ROG 9-239 (iv.) Miles of Line <i>(when applicable)</i>
Investment Code	Model Name	Investment Name	2024 Budget	2025 Forecast	2026 Forecast	2027 Forecast	Project Justification	Circuit Miles <small>(as recorded in support for OPC ROG 9-182 and 9-183 responses)</small>
F210306			0	10,857	359,498	1,900,863		n/a
F190137			0	81,273	125,279	1,475,569		n/a
F210550			0	808,037	1,124,186	1,272,412		7
F180192			0	0	265,800	1,272,044		4
F201080			0	0	181,456	1,225,353		2
F210558			0	546,718	339,932	1,158,092		3
F210302			0	24,019	93,290	1,117,835		n/a
F210195			0	0	0	1,046,211		6
FL2344			0	0	0	1,025,844		6
F201148			0	62,869	1,050,554	790,309		n/a

DEF Transmission Capital Projects

OPC ROG 9-239 (a.) Planned Capital Projects List		OPC ROG 9-239 (i.) Project Name	OPC ROG 9-239 (ii.) Cost/budget by year <i>Note - All dollars are in CapEx, and reflect annual expenditures</i>				OPC ROG 9-239 (iii.) Purpose	OPC ROG 9-239 (iv.) Miles of Line <i>(when applicable)</i>
Investment Code	Model Name	Investment Name	2024 Budget	2025 Forecast	2026 Forecast	2027 Forecast	Project Justification	Circuit Miles <small>(as recorded in support for OPC ROG 9-182 and 9-183 responses)</small>
F180253			0	0	671,506	748,707		5
F220135			0	9,488	60,810	724,756		n/a
F220136			0	9,488	60,810	724,756		n/a
F201081			0	0	0	663,477		3
F180180			0	0	0	638,850		3
FL2136			0	0	0	625,597		3
F210536			0	0	0	610,300		n/a
F201336			0	0	0	489,596		n/a
FL2096			0	0	0	462,433		3
F220133			0	13,010	243,290	442,531		n/a
F190161			0	0	300,947	365,835		n/a
F210096			0	0	55,000	399,692		n/a

DEF Transmission Capital Projects

OPC ROG 9-239 (a.) Planned Capital Projects List		OPC ROG 9-239 (i.) Project Name	OPC ROG 9-239 (ii.) Cost/budget by year <i>Note - All dollars are in CapEx, and reflect annual expenditures</i>				OPC ROG 9-239 (iii.) Purpose	OPC ROG 9-239 (iv.) Miles of Line <i>(when applicable)</i>
Investment Code	Model Name	Investment Name	2024 Budget	2025 Forecast	2026 Forecast	2027 Forecast	Project Justification	Circuit Miles <small>(as recorded in support for OPC ROG 9-182 and 9-183 responses)</small>
F210097			0	0	55,000	399,692		n/a
F210099			0	0	55,000	399,692		n/a
F210094			0	0	55,000	399,692		n/a

DEF Transmission Capital Projects

OPC ROG 9-239 (a.) Planned Capital Projects List		OPC ROG 9-239 (i.) Project Name	OPC ROG 9-239 (ii.) Cost/budget by year <i>Note - All dollars are in CapEx, and reflect annual expenditures</i>				OPC ROG 9-239 (iii.) Purpose	OPC ROG 9-239 (iv.) Miles of Line <i>(when applicable)</i>
Investment Code	Model Name	Investment Name	2024 Budget	2025 Forecast	2026 Forecast	2027 Forecast	Project Justification	Circuit Miles <small>(as recorded in support for OPC ROG 9-182 and 9-183 responses)</small>
F210098			0	0	55,000	399,692		n/a
F210089			0	0	32,092	371,469		n/a
F210091			0	0	32,092	371,469		n/a

DEF Transmission Capital Projects

OPC ROG 9-239 (a.) Planned Capital Projects List		OPC ROG 9-239 (i.) Project Name	OPC ROG 9-239 (ii.) Cost/budget by year <i>Note - All dollars are in CapEx, and reflect annual expenditures</i>				OPC ROG 9-239 (iii.) Purpose	OPC ROG 9-239 (iv.) Miles of Line <i>(when applicable)</i>
Investment Code	Model Name	Investment Name	2024 Budget	2025 Forecast	2026 Forecast	2027 Forecast	Project Justification	Circuit Miles <small>(as recorded in support for OPC ROG 9-182 and 9-183 responses)</small>
F210090			0	0	32,092	371,469		n/a
F210092			0	0	32,092	371,469		n/a
F210093			0	0	32,092	371,469		n/a
F180173			0	0	0	358,842		3
FL2994			0	0	1,485,183	347,463		2

DEF Transmission Capital Projects

OPC ROG 9-239 (a.) Planned Capital Projects List		OPC ROG 9-239 (i.) Project Name	OPC ROG 9-239 (ii.) Cost/budget by year <i>Note - All dollars are in CapEx, and reflect annual expenditures</i>				OPC ROG 9-239 (iii.) Purpose	OPC ROG 9-239 (iv.) Miles of Line <i>(when applicable)</i>
Investment Code	Model Name	Investment Name	2024 Budget	2025 Forecast	2026 Forecast	2027 Forecast	Project Justification	Circuit Miles <small>(as recorded in support for OPC ROG 9-182 and 9-183 responses)</small>
F210095			0	0	66,413	332,403		n/a
F201268			0	0	0	312,955		4
F210327			0	0	40,635	194,438		n/a
F190016			377,282	4,567,233	2,579,318	117,513		n/a
F190292			0	0	0	162,487		2
F201325			0	267,214	468,263	124,449		2

REDACTED

DEF Transmission Capital Projects

OPC ROG 9-239 (a.) Planned Capital Projects List		OPC ROG 9-239 (i.) Project Name	OPC ROG 9-239 (ii.) Cost/budget by year <i>Note - All dollars are in CapEx, and reflect annual expenditures</i>				OPC ROG 9-239 (iii.) Purpose	OPC ROG 9-239 (iv.) Miles of Line <i>(when applicable)</i>
Investment Code	Model Name	Investment Name	2024 Budget	2025 Forecast	2026 Forecast	2027 Forecast	Project Justification	Circuit Miles <small>(as recorded in support for OPC ROG 9-182 and 9-183 responses)</small>
F201064			1,035,077	265,488	9,175,430	94,475		n/a
F201323			0	0	0	87,633		n/a
F201326			0	0	0	87,633		n/a
F201347			0	0	0	87,633		n/a
F210198			0	0	242,132	77,680		n/a
F190097			36,015	175,645	2,069,795	8,962		n/a
F210109			0	0	0	65,879		n/a
F210110			0	0	0	65,762		n/a

DEF Transmission Capital Projects

OPC ROG 9-239 (a.) Planned Capital Projects List		OPC ROG 9-239 (i.) Project Name	OPC ROG 9-239 (ii.) Cost/budget by year <i>Note - All dollars are in CapEx, and reflect annual expenditures</i>				OPC ROG 9-239 (iii.) Purpose	OPC ROG 9-239 (iv.) Miles of Line <i>(when applicable)</i>
Investment Code	Model Name	Investment Name	2024 Budget	2025 Forecast	2026 Forecast	2027 Forecast	Project Justification	Circuit Miles <small>(as recorded in support for OPC ROG 9-182 and 9-183 responses)</small>
F210100			0	0	0	65,646		n/a
F210101			0	0	0	65,646		n/a
F210102			0	0	0	65,414		n/a

DEF Transmission Capital Projects

OPC ROG 9-239 (a.) Planned Capital Projects List		OPC ROG 9-239 (i.) Project Name	OPC ROG 9-239 (ii.) Cost/budget by year <small>Note - All dollars are in CapEx, and reflect annual expenditures</small>				OPC ROG 9-239 (iii.) Purpose	OPC ROG 9-239 (iv.) Miles of Line <small>(when applicable)</small>
Investment Code	Model Name	Investment Name	2024 Budget	2025 Forecast	2026 Forecast	2027 Forecast	Project Justification	Circuit Miles <small>(as recorded in support for OPC ROG 9-182 and 9-183 responses)</small>
F210103			0	0	0	58,046		n/a
F210104			0	0	0	58,046		n/a
F210105			0	0	0	58,046		n/a

DEF Transmission Capital Projects

OPC ROG 9-239 (a.) Planned Capital Projects List		OPC ROG 9-239 (i.) Project Name	OPC ROG 9-239 (ii.) Cost/budget by year <i>Note - All dollars are in CapEx, and reflect annual expenditures</i>				OPC ROG 9-239 (iii.) Purpose	OPC ROG 9-239 (iv.) Miles of Line <i>(when applicable)</i>
Investment Code	Model Name	Investment Name	2024 Budget	2025 Forecast	2026 Forecast	2027 Forecast	Project Justification	Circuit Miles <small>(as recorded in support for OPC ROG 9-182 and 9-183 responses)</small>
F210106			0	0	0	58,046		n/a
F210108			0	0	0	58,046		n/a
F210107			0	0	0	58,046		n/a
F220310			0	0	46,367	56,594		n/a
FL3125			0	0	0	32,982		n/a

DEF Transmission Capital Projects

OPC ROG 9-239 (a.) Planned Capital Projects List		OPC ROG 9-239 (i.) Project Name	OPC ROG 9-239 (ii.) Cost/budget by year <i>Note - All dollars are in CapEx, and reflect annual expenditures</i>				OPC ROG 9-239 (iii.) Purpose	OPC ROG 9-239 (iv.) Miles of Line <i>(when applicable)</i>
Investment Code	Model Name	Investment Name	2024 Budget	2025 Forecast	2026 Forecast	2027 Forecast	Project Justification	Circuit Miles <small>(as recorded in support for OPC ROG 9-182 and 9-183 responses)</small>
F190037			0	0	17,051	23,576		n/a
F220349			34,331	260,010	3,409,581	19,122		n/a
F201123			0	476,353	8,559,392	0		n/a
F210084			0	0	389,252	4,016		n/a
F210087			0	0	389,252	4,016		n/a

DEF Transmission Capital Projects

OPC ROG 9-239 (a.) Planned Capital Projects List		OPC ROG 9-239 (i.) Project Name	OPC ROG 9-239 (ii.) Cost/budget by year <i>Note - All dollars are in CapEx, and reflect annual expenditures</i>				OPC ROG 9-239 (iii.) Purpose	OPC ROG 9-239 (iv.) Miles of Line <i>(when applicable)</i>
Investment Code	Model Name	Investment Name	2024 Budget	2025 Forecast	2026 Forecast	2027 Forecast	Project Justification	Circuit Miles <small>(as recorded in support for OPC ROG 9-182 and 9-183 responses)</small>
F210088			0	0	389,252	4,016		n/a
F210085			0	0	389,252	4,016		n/a
F210086			0	0	389,252	4,016		n/a
F190242			684,361	6,727,348	3,227,499	259		4
F210293			981,075	425,012	7,728,996	3,428,254		n/a
F220157			468,811	5,791,106	11,132,914	39,456,980		13
F210040			0	9,091,892	35,959,920	26,654,835		15
F180049			0	4,497,573	9,799,204	2,895,925		5

REDACTED

DEF Transmission Capital Projects

OPC ROG 9-239 (a.) Planned Capital Projects List		OPC ROG 9-239 (i.) Project Name	OPC ROG 9-239 (ii.) Cost/budget by year <i>Note - All dollars are in CapEx, and reflect annual expenditures</i>				OPC ROG 9-239 (iii.) Purpose	OPC ROG 9-239 (iv.) Miles of Line <i>(when applicable)</i>
Investment Code	Model Name	Investment Name	2024 Budget	2025 Forecast	2026 Forecast	2027 Forecast	Project Justification	Circuit Miles <small>(as recorded in support for OPC ROG 9-182 and 9-183 responses)</small>
F220309			873,685	8,961,388	272,603	0		3
F210314			1,504,775	1,221,431	161,303	0		n/a
F190050			783,099	5,161,235	134	0		n/a
F201361			690,559	3,074,614	50,447	0		n/a
F201362			690,559	3,074,614	50,447	0		n/a

DEF Transmission Capital Projects

OPC ROG 9-239 (a.) Planned Capital Projects List		OPC ROG 9-239 (i.) Project Name	OPC ROG 9-239 (ii.) Cost/budget by year <small>Note - All dollars are in CapEx, and reflect annual expenditures</small>				OPC ROG 9-239 (iii.) Purpose	OPC ROG 9-239 (iv.) Miles of Line <small>(when applicable)</small>
Investment Code	Model Name	Investment Name	2024 Budget	2025 Forecast	2026 Forecast	2027 Forecast	Project Justification	Circuit Miles <small>(as recorded in support for OPC ROG 9-182 and 9-183 responses)</small>
F210300			345,804	1,980,238	347,885	0		n/a
F201149			32,473	1,630,901	218,358	0		n/a

DEF Transmission Capital Projects

OPC ROG 9-239 (a.) Planned Capital Projects List		OPC ROG 9-239 (i.) Project Name	OPC ROG 9-239 (ii.) Cost/budget by year <i>Note - All dollars are in CapEx, and reflect annual expenditures</i>				OPC ROG 9-239 (iii.) Purpose	OPC ROG 9-239 (iv.) Miles of Line <i>(when applicable)</i>
Investment Code	Model Name	Investment Name	2024 Budget	2025 Forecast	2026 Forecast	2027 Forecast	Project Justification	Circuit Miles <small>(as recorded in support for OPC ROG 9-182 and 9-183 responses)</small>
F190068			55,721	1,215,619	0	0		n/a
F190149			572,660	1,191,222	0	0		n/a
F190285			102,906	1,122,510	11,051	0		n/a
F190284			80,873	1,114,933	4,094	0		n/a

REDACTED

DEF Transmission Capital Projects

OPC ROG 9-239 (a.) Planned Capital Projects List		OPC ROG 9-239 (i.) Project Name	OPC ROG 9-239 (ii.) Cost/budget by year <i>Note - All dollars are in CapEx, and reflect annual expenditures</i>				OPC ROG 9-239 (iii.) Purpose	OPC ROG 9-239 (iv.) Miles of Line <i>(when applicable)</i>
Investment Code	Model Name	Investment Name	2024 Budget	2025 Forecast	2026 Forecast	2027 Forecast	Project Justification	Circuit Miles <small>(as recorded in support for OPC ROG 9-182 and 9-183 responses)</small>
F180222			38,645	897,839	11,600	0		n/a
F201332			191,139	840,321	9,251	0		n/a
F210197			429,518	782,224	515	0		n/a
F180218			136,454	662,305	0	0		n/a
F180372			265,563	624,441	0	0		n/a
F190238			233,495	526,497	2,370,117	0		n/a
F190235			284,500	498,516	2,345,360	0		n/a
F190237			284,500	498,516	2,345,360	0		n/a

DEF Transmission Capital Projects

OPC ROG 9-239 (a.) Planned Capital Projects List		OPC ROG 9-239 (i.) Project Name	OPC ROG 9-239 (ii.) Cost/budget by year <i>Note - All dollars are in CapEx, and reflect annual expenditures</i>				OPC ROG 9-239 (iii.) Purpose	OPC ROG 9-239 (iv.) Miles of Line <i>(when applicable)</i>
Investment Code	Model Name	Investment Name	2024 Budget	2025 Forecast	2026 Forecast	2027 Forecast	Project Justification	Circuit Miles <small>(as recorded in support for OPC ROG 9-182 and 9-183 responses)</small>
F190239			284,500	498,516	2,345,360	0		n/a
F190240			284,500	498,516	2,345,360	0		n/a
F190148			105,411	476,527	765,015	0		n/a
F210074			0	383,544	4,176	0		n/a
F210077			0	383,544	4,176	0		n/a

DEF Transmission Capital Projects

OPC ROG 9-239 (a.) Planned Capital Projects List		OPC ROG 9-239 (i.) Project Name	OPC ROG 9-239 (ii.) Cost/budget by year <i>Note - All dollars are in CapEx, and reflect annual expenditures</i>				OPC ROG 9-239 (iii.) Purpose	OPC ROG 9-239 (iv.) Miles of Line <i>(when applicable)</i>
Investment Code	Model Name	Investment Name	2024 Budget	2025 Forecast	2026 Forecast	2027 Forecast	Project Justification	Circuit Miles <small>(as recorded in support for OPC ROG 9-182 and 9-183 responses)</small>
F210076			0	383,544	4,176	0		n/a
F210075			0	383,544	4,176	0		n/a
F210070			36,874	357,782	0	0		n/a

DEF Transmission Capital Projects

OPC ROG 9-239 (a.) Planned Capital Projects List		OPC ROG 9-239 (i.) Project Name	OPC ROG 9-239 (ii.) Cost/budget by year <i>Note - All dollars are in CapEx, and reflect annual expenditures</i>				OPC ROG 9-239 (iii.) Purpose	OPC ROG 9-239 (iv.) Miles of Line <i>(when applicable)</i>
Investment Code	Model Name	Investment Name	2024 Budget	2025 Forecast	2026 Forecast	2027 Forecast	Project Justification	Circuit Miles <small>(as recorded in support for OPC ROG 9-182 and 9-183 responses)</small>
F210071			36,874	357,782	0	0		n/a
F210073			36,874	357,782	0	0		n/a
F210072			36,874	357,782	0	0		n/a

DEF Transmission Capital Projects

OPC ROG 9-239 (a.) Planned Capital Projects List		OPC ROG 9-239 (i.) Project Name	OPC ROG 9-239 (ii.) Cost/budget by year <i>Note - All dollars are in CapEx, and reflect annual expenditures</i>				OPC ROG 9-239 (iii.) Purpose	OPC ROG 9-239 (iv.) Miles of Line <i>(when applicable)</i>
Investment Code	Model Name	Investment Name	2024 Budget	2025 Forecast	2026 Forecast	2027 Forecast	Project Justification	Circuit Miles <small>(as recorded in support for OPC ROG 9-182 and 9-183 responses)</small>
F210078			64,339	331,829	0	0		n/a
F190063			64,913	244,715	18,684	0		n/a
F201288			202,280	235,859	1,610,298	0		n/a
F180219			376,833	225,082	42	0		n/a
F180209			39,484	186,946	3,136	0		n/a
F190245			5,959	75,094	0	0		n/a

DEF Transmission Capital Projects

OPC ROG 9-239 (a.) Planned Capital Projects List		OPC ROG 9-239 (i.) Project Name	OPC ROG 9-239 (ii.) Cost/budget by year <i>Note - All dollars are in CapEx, and reflect annual expenditures</i>				OPC ROG 9-239 (iii.) Purpose	OPC ROG 9-239 (iv.) Miles of Line <i>(when applicable)</i>
Investment Code	Model Name	Investment Name	2024 Budget	2025 Forecast	2026 Forecast	2027 Forecast	Project Justification	Circuit Miles <small>(as recorded in support for OPC ROG 9-182 and 9-183 responses)</small>
F210079			0	66,336	326,932	0		n/a
F210121			15,872	58,123	0	0		n/a
F210056			0	50,045	0	0		n/a
F210241			440,795	0	0	0		n/a
F210081			0	30,795	367,221	0		n/a

DEF Transmission Capital Projects

OPC ROG 9-239 (a.) Planned Capital Projects List		OPC ROG 9-239 (i.) Project Name	OPC ROG 9-239 (ii.) Cost/budget by year <i>Note - All dollars are in CapEx, and reflect annual expenditures</i>				OPC ROG 9-239 (iii.) Purpose	OPC ROG 9-239 (iv.) Miles of Line <i>(when applicable)</i>
Investment Code	Model Name	Investment Name	2024 Budget	2025 Forecast	2026 Forecast	2027 Forecast	Project Justification	Circuit Miles <small>(as recorded in support for OPC ROG 9-182 and 9-183 responses)</small>
F210083			0	30,795	367,221	0		n/a
F210080			0	30,795	367,221	0		n/a
F210082			0	30,795	367,221	0		n/a
F201334			0	28,066	0	0		3
F220120			0	13,972	684,222	0		n/a
F190241			0	10,750	40,504	0		n/a
F201196			3,354,800	2,961	0	0		n/a
F201197			3,910,229	2,961	0	0		n/a

DEF Transmission Capital Projects

OPC ROG 9-239 (a.) Planned Capital Projects List		OPC ROG 9-239 (i.) Project Name	OPC ROG 9-239 (ii.) Cost/budget by year <i>Note - All dollars are in CapEx, and reflect annual expenditures</i>				OPC ROG 9-239 (iii.) Purpose	OPC ROG 9-239 (iv.) Miles of Line <i>(when applicable)</i>
Investment Code	Model Name	Investment Name	2024 Budget	2025 Forecast	2026 Forecast	2027 Forecast	Project Justification	Circuit Miles <small>(as recorded in support for OPC ROG 9-182 and 9-183 responses)</small>
F201198			3,910,229	2,961	0	0		n/a
F201195			3,354,800	2,961	0	0		n/a
F180161			72,260	886	0	0		n/a
F201117			0	183	0	0		n/a
F210163			12	0	0	0		n/a
F201121			0	78,235	475,510	8,498,916		n/a
F210256			1,650,317	0	0	0		n/a
24STIPCMCVNDEF			37,540,609	0	0	0		n/a
24CAPFAILDEF			21,540,835	0	0	0		n/a

DEF Transmission Capital Projects

OPC ROG 9-239 (a.) Planned Capital Projects List		OPC ROG 9-239 (i.) Project Name	OPC ROG 9-239 (ii.) Cost/budget by year <i>Note - All dollars are in CapEx, and reflect annual expenditures</i>				OPC ROG 9-239 (iii.) Purpose	OPC ROG 9-239 (iv.) Miles of Line <i>(when applicable)</i>
Investment Code	Model Name	Investment Name	2024 Budget	2025 Forecast	2026 Forecast	2027 Forecast	Project Justification	Circuit Miles <small>(as recorded in support for OPC ROG 9-182 and 9-183 responses)</small>
24DIGREDEF			4,939,554	0	0	0		n/a
24MATTINGPUR			5,051,619	0	0	0		n/a
22DEFTRAINCTR			4,001,911	0	0	0		n/a
24TOOLSTESTDEF			3,398,346	0	0	0		n/a
24SPCCDEF			2,963,732	0	0	0		n/a
24DOTGOVDEF			2,223,805	0	0	0		n/a
24INSULHRDEF			1,975,822	0	0	0		n/a
24CAPPINDEF			1,975,822	0	0	0		n/a
24LANDPURCHDEF			1,905,224	0	0	0		n/a
24CUSTOMERDEF			1,975,822	0	0	0		n/a

DEF Transmission Capital Projects

OPC ROG 9-239 (a.) Planned Capital Projects List		OPC ROG 9-239 (i.) Project Name	OPC ROG 9-239 (ii.) Cost/budget by year <i>Note - All dollars are in CapEx, and reflect annual expenditures</i>				OPC ROG 9-239 (iii.) Purpose	OPC ROG 9-239 (iv.) Miles of Line <i>(when applicable)</i>
Investment Code	Model Name	Investment Name	2024 Budget	2025 Forecast	2026 Forecast	2027 Forecast	Project Justification	Circuit Miles <small>(as recorded in support for OPC ROG 9-182 and 9-183 responses)</small>
24ELECSOLIDDEF			1,877,031	0	0	0		n/a
24ANMITDEF			987,911	0	0	0		n/a
24WHOLESALEDEF			555,952	0	0	0		n/a
24BATTERYDEF			493,956	0	0	0		n/a

DEF Transmission Capital Projects

OPC ROG 9-239 (a.) Planned Capital Projects List		OPC ROG 9-239 (i.) Project Name	OPC ROG 9-239 (ii.) Cost/budget by year <i>Note - All dollars are in CapEx, and reflect annual expenditures</i>				OPC ROG 9-239 (iii.) Purpose	OPC ROG 9-239 (iv.) Miles of Line <i>(when applicable)</i>
Investment Code	Model Name	Investment Name	2024 Budget	2025 Forecast	2026 Forecast	2027 Forecast	Project Justification	Circuit Miles <small>(as recorded in support for OPC ROG 9-182 and 9-183 responses)</small>
24REBUILDDEF			493,956	0	0	0		n/a
24LINESWITCHDEF			493,956	0	0	0		n/a
24BUSHINGDEF			493,956	0	0	0		n/a
24PROGRAMSDEF			444,560	0	0	0		n/a

DEF Transmission Capital Projects

OPC ROG 9-239 (a.) Planned Capital Projects List		OPC ROG 9-239 (i.) Project Name	OPC ROG 9-239 (ii.) Cost/budget by year <i>Note - All dollars are in CapEx, and reflect annual expenditures</i>				OPC ROG 9-239 (iii.) Purpose	OPC ROG 9-239 (iv.) Miles of Line <i>(when applicable)</i>
Investment Code	Model Name	Investment Name	2024 Budget	2025 Forecast	2026 Forecast	2027 Forecast	Project Justification	Circuit Miles <small>(as recorded in support for OPC ROG 9-182 and 9-183 responses)</small>
24ARRESTDEF			246,978	0	0	0		n/a
25STIPCMCVNDEF			0	38,000,000	0	0		n/a
25REBUILDDEF			0	10,000,000	0	0		n/a

DEF Transmission Capital Projects

OPC ROG 9-239 (a.) Planned Capital Projects List		OPC ROG 9-239 (i.) Project Name	OPC ROG 9-239 (ii.) Cost/budget by year <i>Note - All dollars are in CapEx, and reflect annual expenditures</i>				OPC ROG 9-239 (iii.) Purpose	OPC ROG 9-239 (iv.) Miles of Line <i>(when applicable)</i>
Investment Code	Model Name	Investment Name	2024 Budget	2025 Forecast	2026 Forecast	2027 Forecast	Project Justification	Circuit Miles <small>(as recorded in support for OPC ROG 9-182 and 9-183 responses)</small>
26REBUILDEF			0	0	10,000,000	0		n/a
27REBUILDEF			0	0	0	10,000,000		n/a

DEF Transmission Capital Projects

OPC ROG 9-239 (a.) Planned Capital Projects List		OPC ROG 9-239 (i.) Project Name	OPC ROG 9-239 (ii.) Cost/budget by year <small>Note - All dollars are in CapEx, and reflect annual expenditures</small>				OPC ROG 9-239 (iii.) Purpose	OPC ROG 9-239 (iv.) Miles of Line <small>(when applicable)</small>
Investment Code	Model Name	Investment Name	2024 Budget	2025 Forecast	2026 Forecast	2027 Forecast	Project Justification	Circuit Miles <small>(as recorded in support for OPC ROG 9-182 and 9-183 responses)</small>
27DIGRELDEF			0	0	0	5,000,000		n/a
26DIGRELDEF			0	0	5,000,000	0		n/a
25INSULHRDDEF			0	2,000,000	0	0		n/a
26INSULHRDDEF			0	0	2,000,000	0		n/a

DEF Transmission Capital Projects

OPC ROG 9-239 (a.) Planned Capital Projects List		OPC ROG 9-239 (i.) Project Name	OPC ROG 9-239 (ii.) Cost/budget by year <i>Note - All dollars are in CapEx, and reflect annual expenditures</i>				OPC ROG 9-239 (iii.) Purpose	OPC ROG 9-239 (iv.) Miles of Line <i>(when applicable)</i>
Investment Code	Model Name	Investment Name	2024 Budget	2025 Forecast	2026 Forecast	2027 Forecast	Project Justification	Circuit Miles <small>(as recorded in support for OPC ROG 9-182 and 9-183 responses)</small>
27INSULHRDEF			0	0	0	2,000,000		n/a
25DIGREDEF			0	2,500,000	0	0		n/a
26COMMDEF			0	0	2,000,000	0		n/a

DEF Transmission Capital Projects

OPC ROG 9-239 (a.) Planned Capital Projects List		OPC ROG 9-239 (i.) Project Name	OPC ROG 9-239 (ii.) Cost/budget by year <i>Note - All dollars are in CapEx, and reflect annual expenditures</i>				OPC ROG 9-239 (iii.) Purpose	OPC ROG 9-239 (iv.) Miles of Line <i>(when applicable)</i>
Investment Code	Model Name	Investment Name	2024 Budget	2025 Forecast	2026 Forecast	2027 Forecast	Project Justification	Circuit Miles <small>(as recorded in support for OPC ROG 9-182 and 9-183 responses)</small>
27COMMDEF			0	0	0	2,000,000		n/a
25LINESWITCHDEF			0	500,000	0	0		n/a
26LINESWITCHDEF			0	0	500,000	0		n/a

DEF Transmission Capital Projects

OPC ROG 9-239 (a.) Planned Capital Projects List		OPC ROG 9-239 (i.) Project Name	OPC ROG 9-239 (ii.) Cost/budget by year <i>Note - All dollars are in CapEx, and reflect annual expenditures</i>				OPC ROG 9-239 (iii.) Purpose	OPC ROG 9-239 (iv.) Miles of Line <i>(when applicable)</i>
Investment Code	Model Name	Investment Name	2024 Budget	2025 Forecast	2026 Forecast	2027 Forecast	Project Justification	Circuit Miles <small>(as recorded in support for OPC ROG 9-182 and 9-183 responses)</small>
27LINESWITCHDEF			0	0	0	500,000		n/a
25CAPPINDEF			0	2,000,000	0	0		n/a
25INSTRADef			0	1,500,000	0	0		n/a
26CAPPINDEF			0	0	2,000,000	0		n/a
26INSTRADef			0	0	1,500,000	0		n/a
27INSTRADef			0	0	0	1,500,000		n/a

DEF Transmission Capital Projects

OPC ROG 9-239 (a.) Planned Capital Projects List		OPC ROG 9-239 (i.) Project Name	OPC ROG 9-239 (ii.) Cost/budget by year <i>Note - All dollars are in CapEx, and reflect annual expenditures</i>				OPC ROG 9-239 (iii.) Purpose	OPC ROG 9-239 (iv.) Miles of Line <i>(when applicable)</i>
Investment Code	Model Name	Investment Name	2024 Budget	2025 Forecast	2026 Forecast	2027 Forecast	Project Justification	Circuit Miles <small>(as recorded in support for OPC ROG 9-182 and 9-183 responses)</small>
27CAPPINDEF			0	0	0	2,000,000		n/a
25ANMITDEF			0	1,000,000	0	0		n/a
26ANMITDEF			0	0	1,000,000	0		n/a
27ANMITDEF			0	0	0	1,000,000		n/a
27ELECSOLIDDEF			0	0	0	4,000,000		n/a

DEF Transmission Capital Projects

OPC ROG 9-239 (a.) Planned Capital Projects List		OPC ROG 9-239 (i.) Project Name	OPC ROG 9-239 (ii.) Cost/budget by year <i>Note - All dollars are in CapEx, and reflect annual expenditures</i>				OPC ROG 9-239 (iii.) Purpose	OPC ROG 9-239 (iv.) Miles of Line <i>(when applicable)</i>
Investment Code	Model Name	Investment Name	2024 Budget	2025 Forecast	2026 Forecast	2027 Forecast	Project Justification	Circuit Miles <small>(as recorded in support for OPC ROG 9-182 and 9-183 responses)</small>
26ELECSOLIDDEF			0	0	4,000,000	0		n/a
25ELECSOLIDDEF			0	4,000,000	0	0		n/a
27ARRESTDEF			0	0	0	250,000		n/a
26ARRESTDEF			0	0	250,000	0		n/a
25ARRESTDEF			0	250,000	0	0		n/a

DEF Transmission Capital Projects

OPC ROG 9-239 (a.) Planned Capital Projects List		OPC ROG 9-239 (i.) Project Name	OPC ROG 9-239 (ii.) Cost/budget by year <i>Note - All dollars are in CapEx, and reflect annual expenditures</i>				OPC ROG 9-239 (iii.) Purpose	OPC ROG 9-239 (iv.) Miles of Line <i>(when applicable)</i>
Investment Code	Model Name	Investment Name	2024 Budget	2025 Forecast	2026 Forecast	2027 Forecast	Project Justification	Circuit Miles <small>(as recorded in support for OPC ROG 9-182 and 9-183 responses)</small>
27BATTERYDEF			0	0	0	500,000		n/a
27BUSHINGDEF			0	0	0	500,000		n/a
26BATTERYDEF			0	0	500,000	0		n/a
26BUSHINGDEF			0	0	500,000	0		n/a
27WHOLESALEDEF			0	0	0	550,000		n/a
25BATTERYDEF			0	500,000	0	0		n/a

REDACTED

DEF Transmission Capital Projects

OPC ROG 9-239 (a.) Planned Capital Projects List		OPC ROG 9-239 (i.) Project Name	OPC ROG 9-239 (ii.) Cost/budget by year <i>Note - All dollars are in CapEx, and reflect annual expenditures</i>				OPC ROG 9-239 (iii.) Purpose	OPC ROG 9-239 (iv.) Miles of Line <i>(when applicable)</i>
Investment Code	Model Name	Investment Name	2024 Budget	2025 Forecast	2026 Forecast	2027 Forecast	Project Justification	Circuit Miles <i>(as recorded in support for OPC ROG 9-182 and 9-183 responses)</i>
25BUSHINGDEF			0	500,000	0	0		n/a
26WHOLESALEDEF			0	0	589,637	0		n/a
25WHOLESALEDEF			0	579,637	0	0		n/a
27PROGRAMSDEF			0	0	0	1,000,000		n/a
26PROGRAMSDEF			0	0	1,000,000	0		n/a
25PROGRAMSDEF			0	1,000,000	0	0		n/a
27TOOLSTESTDEF			0	0	0	1,488,147		n/a
26TOOLSTESTDEF			0	0	1,488,147	0		n/a
25TOOLSTESTDEF			0	1,444,803	0	0		n/a
27CUSTOMERDEF			0	0	0	2,000,000		n/a
27DOTGOVDEF			0	0	0	2,000,000		n/a
27LANDPURCHDEF			0	0	0	2,000,000		n/a
26DOTGOVDEF			0	0	2,388,104	0		n/a
25DOTGOVDEF			0	2,318,548	0	0		n/a
27SPCCDEF			0	0	0	3,000,000		n/a
26SPCCDEF			0	0	3,000,000	0		n/a
25SPCCDEF			0	3,000,000	0	0		n/a
26LANDPURCHDEF			0	0	4,000,000	0		n/a
26CUSTOMERDEF			0	0	2,000,000	0		n/a
25CUSTOMERDEF			0	2,000,000	0	0		n/a
27CAPFAILDEF			0	0	0	22,000,000		n/a
26CAPFAILDEF			0	0	22,000,000	0		n/a
25CAPFAILDEF			0	22,000,000	0	0		n/a
F190138			208,723	1,403,352	12,184	0		n/a
F180093			0	2,762,938	3,033,975	6,262,500		14
F220071			57,033	1	1	1		n/a
F190092			324,726	101,631	1,566,838	6,247		n/a
F180385			0	0	0	470,948		n/a

DEF Transmission Capital Projects

OPC ROG 9-239 (a.) Planned Capital Projects List		OPC ROG 9-239 (i.) Project Name	OPC ROG 9-239 (ii.) Cost/budget by year <i>Note - All dollars are in CapEx, and reflect annual expenditures</i>				OPC ROG 9-239 (iii.) Purpose	OPC ROG 9-239 (iv.) Miles of Line <i>(when applicable)</i>
Investment Code	Model Name	Investment Name	2024 Budget	2025 Forecast	2026 Forecast	2027 Forecast	Project Justification	Circuit Miles <small>(as recorded in support for OPC ROG 9-182 and 9-183 responses)</small>
FL1502			0	0	0	150,000		3
F190136			0	0	18,187	759,693		n/a
F210309			0	0	216,839	1,572,463		n/a
FL2640			0	0	2,332,643	6,869,791		27/27
AM2725D3				0	81,420	2,391,910		n/a
F190283				0	0	13,005		n/a

DEF Transmission Capital Projects

OPC ROG 9-239 (a.) Planned Capital Projects List		OPC ROG 9-239 (i.) Project Name	OPC ROG 9-239 (ii.) Cost/budget by year <i>Note - All dollars are in CapEx, and reflect annual expenditures</i>				OPC ROG 9-239 (iii.) Purpose	OPC ROG 9-239 (iv.) Miles of Line <i>(when applicable)</i>
Investment Code	Model Name	Investment Name	2024 Budget	2025 Forecast	2026 Forecast	2027 Forecast	Project Justification	Circuit Miles <small>(as recorded in support for OPC ROG 9-182 and 9-183 responses)</small>
F180166				0	26,625	145,906		n/a
F201328				0	0	175,984		n/a
F190306				0	0	130,853		n/a
F201325			0	296,904	520,292	138,277		n/a
F220004				605,011	2,264,649	588,616		5
F220351				2,722,037	82,019	0		n/a
FLOSPRK			45,805,000	0	0	0		n/a
*PS2025			20,000,000	40,000,000				n/a

	2024	2025	2026	2027
<i>Subtotal (for filtering)</i>	578,355,441	503,770,337	416,164,241	407,282,082
Total CapEx Expenditures	\$578.4 M	\$503.8 M	\$416.2 M	\$407.3 M

CONFIDENTIAL

DEF Transmission Planning, 2023 Annual TAP, Project Presentations

Investment Code	Model Name	Investment Name	File Name
F180032			F180032.pdf
F180049			F180049.pdf
F180100			F180100.pdf
F180245			F180245.pdf
F190235			F190235.pdf
F190237			F190237.pdf
F190238			F190238.pdf
F190239			F190239.pdf
F190240			F190240.pdf
F190242			F190242.pdf
F190243			F190243.pdf
F201264			Previously Produced - See Response to OPC POD 1-22
F201265			Previously Produced - See Response to OPC POD 1-22
F201288			F201288.pdf
F201308			Previously Produced - See Response to OPC POD 1-22
F201333			F201333.pdf
F210009			F210009 - F210012 - F210013.pdf
F210012			F210009 - F210012 - F210013.pdf
F210015			F210015.pdf
F210030			Previously Produced - See Response to OPC POD 1-22
F210040			F220105 - F210040 - F210042 - F201310 - FL2645.pdf
F210042			Previously Produced - See Response to OPC POD 1-22
F210172			F210172.pdf
F210196			Previously Produced - See Response to OPC POD 1-22
F210199			Previously Produced - See Response to OPC POD 1-22
F210200			F210200.pdf
F210201			F210201.pdf
F210202			F210202.pdf
F210203			F210203.pdf
F210291			F210291.pdf
F210292			F210292.pdf
F210405			Previously Produced - See Response to OPC POD 1-22
F210546			FL2516 - F210546.pdf
F210573			F210352 - F210573 - F210574 - F220133.pdf
F210574			F210352 - F210573 - F210574 - F220133.pdf
F220105			Previously Produced - See Response to OPC POD 1-22
F220120			F220120.pdf
F220133			F210352 - F210573 - F210574 - F220133.pdf
F220157			F220157.pdf
F220165			F220165.pdf
FL2098T2			FL2098 - FL2098T2.pdf
FL2117			Previously Produced - See Response to OPC POD 1-22
FL2137			Previously Produced - See Response to OPC POD 1-22
FL2426			FL2426.pdf
FL2500			Previously Produced - See Response to OPC POD 1-22

CONFIDENTIAL

DEF Transmission Planning, 2023 Annual TAP, Project Presentations

Investment Code	Model Name	Investment Name	File Name
FL2516			FL2516 - F210546.pdf
FL2640			FL2640.pdf
FL2783			FL2783.pdf
FL2800			FL2800.pdf
FL2812			Previously Produced - See Response to OPC POD 1-22
FL2990			FL2990.pdf
FL2993			FL2993.pdf
FL3030			FL3030 -F220306.pdf
FLCRR2471			FL2471 - FLCRR2471.pdf

REDACTED
DOCUMENTS BEARING BATES NUMBER 20240025-
OPCROG9-00024081 THROUGH 20240025-
OPCROG9-00024169
ARE REDACTED IN THEIR ENTIRETY

REDACTED
DOCUMENTS BEARING BATES NUMBER 20240025-
OPCROG9-00024171
IS REDACTED IN ITS ENTIRETY

REDACTED
DOCUMENTS BEARING BATES NUMBER 20240025-
OPCROG9-00024172 through 20240025-OPCROG9-
00024173
ARE REDACTED IN ITS ENTIRETY

REDACTED
DOCUMENTS BEARING BATES NUMBER 20240025-
OPCROG9-00024174 THROUGH 20240025-
OPCROG9-00024225
ARE REDACTED IN THEIR ENTIRETY

DEF Transmission Capital Projects

OPC ROG 9-239 (a.) Planned Capital Projects List		OPC ROG 9-239 (i.) Project Name	OPC ROG 9-239 (ii.) Cost/budget by year <i>Note - All dollars are in CapEx, and reflect annual expenditures</i>				OPC ROG 9-239 (iii.) Purpose	OPC ROG 9-239 (iv.) Miles of Line <i>(when applicable)</i>
Investment Code	Model Name	Investment Name	2024 Budget	2025 Forecast	2026 Forecast	2027 Forecast	Project Justification	Circuit Miles <small>(as recorded in support for OPC ROG 9-182 and 9-183 responses)</small>
F201308			14,220,410	0	0	0		38
F210030			3,915,764	0	0	0		22
F201264			18,242,370	1,891,330	0	0		18
F210024			159,216	0	0	0		n/a
FL2812			2,274,211	0	0	0		3
FL1982			15,922	0	0	0		3
F190243			800,915	0	0	0		5
F210009			195,975	57,360	0	0		n/a
FL2426			2,343,311	19,919	0	0		2
FL2098T2			1,374,234	0	0	0		10

DEF Transmission Capital Projects

OPC ROG 9-239 (a.) Planned Capital Projects List		OPC ROG 9-239 (i.) Project Name	OPC ROG 9-239 (ii.) Cost/budget by year <i>Note - All dollars are in CapEx, and reflect annual expenditures</i>				OPC ROG 9-239 (iii.) Purpose	OPC ROG 9-239 (iv.) Miles of Line <i>(when applicable)</i>
Investment Code	Model Name	Investment Name	2024 Budget	2025 Forecast	2026 Forecast	2027 Forecast	Project Justification	Circuit Miles <small>(as recorded in support for OPC ROG 9-182 and 9-183 responses)</small>
FL2117			57,223,094	51,605,288	14,762,935	0		4
FL2794			6,953	0	0	0		n/a
F180204			0	122	0	0		n/a
F201263			1,674,189	0	0	0		10
FL2516			10,713,302	5,595,053	77,927	0		n/a
FL3030			56,545	26,257	0	0		2
FL2500			11,137,366	4,456,840	0	0		2

DEF Transmission Capital Projects

OPC ROG 9-239 (a.) Planned Capital Projects List		OPC ROG 9-239 (i.) Project Name	OPC ROG 9-239 (ii.) Cost/budget by year <i>Note - All dollars are in CapEx, and reflect annual expenditures</i>				OPC ROG 9-239 (iii.) Purpose	OPC ROG 9-239 (iv.) Miles of Line <i>(when applicable)</i>
Investment Code	Model Name	Investment Name	2024 Budget	2025 Forecast	2026 Forecast	2027 Forecast	Project Justification	Circuit Miles <small>(as recorded in support for OPC ROG 9-182 and 9-183 responses)</small>
F180137			318,646	0	0	0		n/a
F210175			135,053	0	0	0		n/a
F12137			80,178,327	21,377,017	0	0		25/24
F210168			4,269,723	13,023,249	134,965	0		n/a
F190121			602,901	46	0	0		n/a
F210196			1,997,069	4,647,008	7,799,753	4,636		9

DEF Transmission Capital Projects

OPC ROG 9-239 (a.) Planned Capital Projects List		OPC ROG 9-239 (i.) Project Name	OPC ROG 9-239 (ii.) Cost/budget by year <i>Note - All dollars are in CapEx, and reflect annual expenditures</i>				OPC ROG 9-239 (iii.) Purpose	OPC ROG 9-239 (iv.) Miles of Line <i>(when applicable)</i>
Investment Code	Model Name	Investment Name	2024 Budget	2025 Forecast	2026 Forecast	2027 Forecast	Project Justification	Circuit Miles <small>(as recorded in support for OPC ROG 9-182 and 9-183 responses)</small>
F220105			6,452,873	22,907,505	42,423,973	0		36
F180170			2,337,150	78	0	0		n/a
F201333			1,075,950	0	0	0		n/a
F190090			25,493	0	0	0		n/a
F180349			55,232	0	0	0		n/a

DEF Transmission Capital Projects

OPC ROG 9-239 (a.) Planned Capital Projects List		OPC ROG 9-239 (i.) Project Name	OPC ROG 9-239 (ii.) Cost/budget by year <i>Note - All dollars are in CapEx, and reflect annual expenditures</i>				OPC ROG 9-239 (iii.) Purpose	OPC ROG 9-239 (iv.) Miles of Line <i>(when applicable)</i>
Investment Code	Model Name	Investment Name	2024 Budget	2025 Forecast	2026 Forecast	2027 Forecast	Project Justification	Circuit Miles <small>(as recorded in support for OPC ROG 9-182 and 9-183 responses)</small>
F220024			2,647,989	23,607,543	0	0		n/a
F201265			25,480,651	4,297,508	0	0		12
F210202			842,471	8,329,000	265,768	0		6
FLCRR2471			3,481,601	5,600,429	0	0		4
F190124			20	0	0	0		n/a
F201208			127,147	0	0	0		n/a
F210291			6,835,219	0	0	0		n/a

REDACTED

DEF Transmission Capital Projects

OPC ROG 9-239 (a.) Planned Capital Projects List		OPC ROG 9-239 (i.) Project Name	OPC ROG 9-239 (ii.) Cost/budget by year <i>Note - All dollars are in CapEx, and reflect annual expenditures</i>				OPC ROG 9-239 (iii.) Purpose	OPC ROG 9-239 (iv.) Miles of Line <i>(when applicable)</i>
Investment Code	Model Name	Investment Name	2024 Budget	2025 Forecast	2026 Forecast	2027 Forecast	Project Justification	Circuit Miles <small>(as recorded in support for OPC ROG 9-182 and 9-183 responses)</small>
F210199			435,722	942,623	4,457,834	4,789,204		7
F180100			1,824,566	9,354,481	0	0		8
F190001			8,334,640	408	0	0		n/a
F210405			883,994	7,442,956	10,482,782	0		n/a
F171023			6,609,458	0	0	0		n/a
F190205			2,774,596	6,721	0	0		n/a
F190214			3,013,978	21	0	0		n/a

DEF Transmission Capital Projects

OPC ROG 9-239 (a.) Planned Capital Projects List		OPC ROG 9-239 (i.) Project Name	OPC ROG 9-239 (ii.) Cost/budget by year <i>Note - All dollars are in CapEx, and reflect annual expenditures</i>				OPC ROG 9-239 (iii.) Purpose	OPC ROG 9-239 (iv.) Miles of Line <i>(when applicable)</i>
Investment Code	Model Name	Investment Name	2024 Budget	2025 Forecast	2026 Forecast	2027 Forecast	Project Justification	Circuit Miles <small>(as recorded in support for OPC ROG 9-182 and 9-183 responses)</small>
F201119			3,772,239	183	0	0		n/a
F210546			0	16	0	0		n/a
F171025			1,127,475	1,861,157	0	0		n/a
F210204			706,793	268,881	7,227,541	531		5
F180129			0	29,155	0	0		n/a
F190300			72	0	0	0		n/a
F190030			27,877	0	0	0		n/a

DEF Transmission Capital Projects

OPC ROG 9-239 (a.) Planned Capital Projects List		OPC ROG 9-239 (i.) Project Name	OPC ROG 9-239 (ii.) Cost/budget by year <i>Note - All dollars are in CapEx, and reflect annual expenditures</i>				OPC ROG 9-239 (iii.) Purpose	OPC ROG 9-239 (iv.) Miles of Line <i>(when applicable)</i>
Investment Code	Model Name	Investment Name	2024 Budget	2025 Forecast	2026 Forecast	2027 Forecast	Project Justification	Circuit Miles <small>(as recorded in support for OPC ROG 9-182 and 9-183 responses)</small>
F190279			3,199,110	1,214,400	0	0		n/a
F210308			1,868,130	0	0	0		n/a
F210042			13,504,808	25,462,601	6,240,263	216		n/a
F210203			1,438,121	587,286	9,319,565	31,373		7
F190096			2,154,720	0	0	0		n/a
F201321			1,766,569	66,472	0	0		n/a
F180189			539,248	4,553,579	28,213	0		n/a
F210573			919,702	49	0	0		n/a

DEF Transmission Capital Projects

OPC ROG 9-239 (a.) Planned Capital Projects List		OPC ROG 9-239 (i.) Project Name	OPC ROG 9-239 (ii.) Cost/budget by year <i>Note - All dollars are in CapEx, and reflect annual expenditures</i>				OPC ROG 9-239 (iii.) Purpose	OPC ROG 9-239 (iv.) Miles of Line <i>(when applicable)</i>
Investment Code	Model Name	Investment Name	2024 Budget	2025 Forecast	2026 Forecast	2027 Forecast	Project Justification	Circuit Miles <small>(as recorded in support for OPC ROG 9-182 and 9-183 responses)</small>
F180117			3,010,590	0	0	0		n/a
F190038			2,458,838	0	0	0		n/a
F210299			2,551,010	0	0	0		n/a
F210574			914,114	49	0	0		n/a
F210174			74,818	1,507,189	10,343	0		n/a

DEF Transmission Capital Projects

OPC ROG 9-239 (a.) Planned Capital Projects List		OPC ROG 9-239 (i.) Project Name	OPC ROG 9-239 (ii.) Cost/budget by year <i>Note - All dollars are in CapEx, and reflect annual expenditures</i>				OPC ROG 9-239 (iii.) Purpose	OPC ROG 9-239 (iv.) Miles of Line <i>(when applicable)</i>
Investment Code	Model Name	Investment Name	2024 Budget	2025 Forecast	2026 Forecast	2027 Forecast	Project Justification	Circuit Miles <small>(as recorded in support for OPC ROG 9-182 and 9-183 responses)</small>
F190018			34	0	0	0		n/a
F220065			15,199	0	0	0		n/a
F220384			491,701	0	0	0		n/a
F210298			135,365	2,719,869	0	0		n/a

DEF Transmission Capital Projects

OPC ROG 9-239 (a.) Planned Capital Projects List		OPC ROG 9-239 (i.) Project Name	OPC ROG 9-239 (ii.) Cost/budget by year <i>Note - All dollars are in CapEx, and reflect annual expenditures</i>				OPC ROG 9-239 (iii.) Purpose	OPC ROG 9-239 (iv.) Miles of Line <i>(when applicable)</i>
Investment Code	Model Name	Investment Name	2024 Budget	2025 Forecast	2026 Forecast	2027 Forecast	Project Justification	Circuit Miles <small>(as recorded in support for OPC ROG 9-182 and 9-183 responses)</small>
F210242			135,365	2,719,869	0	0		n/a
F180365			1,331,674	1,492,658	0	0		n/a
F210311			1,437,405	1,371,047	0	0		n/a

DEF Transmission Capital Projects

OPC ROG 9-239 (a.) Planned Capital Projects List		OPC ROG 9-239 (i.) Project Name	OPC ROG 9-239 (ii.) Cost/budget by year <i>Note - All dollars are in CapEx, and reflect annual expenditures</i>				OPC ROG 9-239 (iii.) Purpose	OPC ROG 9-239 (iv.) Miles of Line <i>(when applicable)</i>
Investment Code	Model Name	Investment Name	2024 Budget	2025 Forecast	2026 Forecast	2027 Forecast	Project Justification	Circuit Miles <small>(as recorded in support for OPC ROG 9-182 and 9-183 responses)</small>
F190029			1,169,978	21,841	0	0		n/a
F190203			957,182	725,653	0	0		n/a
F210263			3	0	0	0		n/a
F210533			1,178,461	5,061,112	21,201	0		n/a
F190147			913,692	0	0	0		n/a
F171017			3,128,014	1,991	0	5,526		n/a
F180065			2,125,389	5,121	0	0		n/a

DEF Transmission Capital Projects

OPC ROG 9-239 (a.) Planned Capital Projects List		OPC ROG 9-239 (i.) Project Name	OPC ROG 9-239 (ii.) Cost/budget by year <i>Note - All dollars are in CapEx, and reflect annual expenditures</i>				OPC ROG 9-239 (iii.) Purpose	OPC ROG 9-239 (iv.) Miles of Line <i>(when applicable)</i>
Investment Code	Model Name	Investment Name	2024 Budget	2025 Forecast	2026 Forecast	2027 Forecast	Project Justification	Circuit Miles <small>(as recorded in support for OPC ROG 9-182 and 9-183 responses)</small>
FL2990			1,279,436	1,277,558	8,058,441	10,357		5
F180245			1,214,419	547,641	12,947,425	3,656,193		3
F180268			1,517,117	173,647	0	0		n/a
F171028			1,107,407	375	0	0		n/a
F190003			496,978	8,501,353	1,195	0		n/a

DEF Transmission Capital Projects

OPC ROG 9-239 (a.) Planned Capital Projects List		OPC ROG 9-239 (i.) Project Name	OPC ROG 9-239 (ii.) Cost/budget by year <i>Note - All dollars are in CapEx, and reflect annual expenditures</i>				OPC ROG 9-239 (iii.) Purpose	OPC ROG 9-239 (iv.) Miles of Line <i>(when applicable)</i>
Investment Code	Model Name	Investment Name	2024 Budget	2025 Forecast	2026 Forecast	2027 Forecast	Project Justification	Circuit Miles <small>(as recorded in support for OPC ROG 9-182 and 9-183 responses)</small>
F201122			499,533	8,498,916	1,195	0		n/a
F220186			719,100	0	0	0		n/a
F190248			1,499	0	0	0		n/a
F180032			1,597,241	260,350	6,613,884	17,251		2
F210060			316,209	0	0	0		n/a
F210061			316,209	0	0	0		n/a

DEF Transmission Capital Projects

OPC ROG 9-239 (a.) Planned Capital Projects List		OPC ROG 9-239 (i.) Project Name	OPC ROG 9-239 (ii.) Cost/budget by year <i>Note - All dollars are in CapEx, and reflect annual expenditures</i>				OPC ROG 9-239 (iii.) Purpose	OPC ROG 9-239 (iv.) Miles of Line <i>(when applicable)</i>
Investment Code	Model Name	Investment Name	2024 Budget	2025 Forecast	2026 Forecast	2027 Forecast	Project Justification	Circuit Miles <small>(as recorded in support for OPC ROG 9-182 and 9-183 responses)</small>
F210063			316,209	0	0	0		n/a
F210062			316,209	0	0	0		n/a
F210064			316,209	0	0	0		n/a

DEF Transmission Capital Projects

OPC ROG 9-239 (a.) Planned Capital Projects List		OPC ROG 9-239 (i.) Project Name	OPC ROG 9-239 (ii.) Cost/budget by year <i>Note - All dollars are in CapEx, and reflect annual expenditures</i>				OPC ROG 9-239 (iii.) Purpose	OPC ROG 9-239 (iv.) Miles of Line <i>(when applicable)</i>
Investment Code	Model Name	Investment Name	2024 Budget	2025 Forecast	2026 Forecast	2027 Forecast	Project Justification	Circuit Miles <small>(as recorded in support for OPC ROG 9-182 and 9-183 responses)</small>
F210068			316,209	0	0	0		n/a
F210069			316,209	0	0	0		n/a
F180277			1,675,629	0	0	0		n/a
F210172			15,187,202	40,783	2,648	7,212		15

DEF Transmission Capital Projects

OPC ROG 9-239 (a.) Planned Capital Projects List		OPC ROG 9-239 (i.) Project Name	OPC ROG 9-239 (ii.) Cost/budget by year <i>Note - All dollars are in CapEx, and reflect annual expenditures</i>				OPC ROG 9-239 (iii.) Purpose	OPC ROG 9-239 (iv.) Miles of Line <i>(when applicable)</i>
Investment Code	Model Name	Investment Name	2024 Budget	2025 Forecast	2026 Forecast	2027 Forecast	Project Justification	Circuit Miles <small>(as recorded in support for OPC ROG 9-182 and 9-183 responses)</small>
F210059			328,554	0	0	0		n/a
F210058			328,554	0	0	0		n/a
F180266			166,474	2,816,198	0	0		n/a

REDACTED

DEF Transmission Capital Projects

OPC ROG 9-239 (a.) Planned Capital Projects List		OPC ROG 9-239 (i.) Project Name	OPC ROG 9-239 (ii.) Cost/budget by year <i>Note - All dollars are in CapEx, and reflect annual expenditures</i>				OPC ROG 9-239 (iii.) Purpose	OPC ROG 9-239 (iv.) Miles of Line <i>(when applicable)</i>
Investment Code	Model Name	Investment Name	2024 Budget	2025 Forecast	2026 Forecast	2027 Forecast	Project Justification	Circuit Miles <small>(as recorded in support for OPC ROG 9-182 and 9-183 responses)</small>
F210162			392,601	0	0	0		n/a
F210192			393,900	0	0	0		n/a
F210158			406,377	0	0	0		n/a
F190250			206,392	16	0	0		n/a
F190256			207,248	16	0	0		n/a
F190255			208,615	16	0	0		n/a
F190257			208,167	16	0	0		n/a
F190251			205,048	300	0	0		n/a
F190254			204,055	3,788	0	0		n/a
F190253			201,989	6,909	0	0		n/a
F210012			(62,638)	0	0	0		n/a

DEF Transmission Capital Projects

OPC ROG 9-239 (a.) Planned Capital Projects List		OPC ROG 9-239 (i.) Project Name	OPC ROG 9-239 (ii.) Cost/budget by year <i>Note - All dollars are in CapEx, and reflect annual expenditures</i>				OPC ROG 9-239 (iii.) Purpose	OPC ROG 9-239 (iv.) Miles of Line <i>(when applicable)</i>
Investment Code	Model Name	Investment Name	2024 Budget	2025 Forecast	2026 Forecast	2027 Forecast	Project Justification	Circuit Miles <small>(as recorded in support for OPC ROG 9-182 and 9-183 responses)</small>
F210292			440,481	0	0	0		n/a
F190035			2,816,094	0	0	0		n/a
F190143			546,573	49,521	0	0		n/a
F220165			768,118	0	0	0		n/a
F210186			521,166	7,291	0	0		n/a
F210201			36,470	1	0	0		8
F210200			192	1	0	0		4
F190036			740,335	548,856	8,878	0		n/a

REDACTED

DEF Transmission Capital Projects

OPC ROG 9-239 (a.) Planned Capital Projects List		OPC ROG 9-239 (i.) Project Name	OPC ROG 9-239 (ii.) Cost/budget by year <i>Note - All dollars are in CapEx, and reflect annual expenditures</i>				OPC ROG 9-239 (iii.) Purpose	OPC ROG 9-239 (iv.) Miles of Line <i>(when applicable)</i>
Investment Code	Model Name	Investment Name	2024 Budget	2025 Forecast	2026 Forecast	2027 Forecast	Project Justification	Circuit Miles <small>(as recorded in support for OPC ROG 9-182 and 9-183 responses)</small>
FL2783			896,808	2,445,554	893,723	32,150,595		13
F210015			0	6,292,919	5,567,684	29,445,161		10
F210016			603,541	4,548,268	3,068,348	24,029,912		11
F180191			0	2,756,106	4,559,594	23,723,047		12
F210315			0	199,101	1,547,386	1,380,973		n/a
FL2699			0	256,181	1,365,266	15,608,206		n/a
FL2995			0	1,329,372	4,768,388	13,148,618		12
F210352			1,511,213	281,524	210,672	12,293,134		10
F190232			0	82,701	3,998,634	9,475,654		n/a
F190293			0	1,899,025	961,848	8,004,017		6

REDACTED

DEF Transmission Capital Projects

OPC ROG 9-239 (a.) Planned Capital Projects List		OPC ROG 9-239 (i.) Project Name	OPC ROG 9-239 (ii.) Cost/budget by year <i>Note - All dollars are in CapEx, and reflect annual expenditures</i>				OPC ROG 9-239 (iii.) Purpose	OPC ROG 9-239 (iv.) Miles of Line <i>(when applicable)</i>
Investment Code	Model Name	Investment Name	2024 Budget	2025 Forecast	2026 Forecast	2027 Forecast	Project Justification	Circuit Miles <small>(as recorded in support for OPC ROG 9-182 and 9-183 responses)</small>
FL2993			10,693	2,304,889	1,058,268	7,412,120		3
F190139			0	70,323	655,716	644,855		n/a
FL1936			0	0	0	3,775,611		9
F180270			0	0	2,317,848	2,926,031		13
FL2149			0	793,613	698,963	2,835,036		10
F210521			121,006	357,455	1,300,808	2,706,554		n/a
F201184			0	0	1,287,652	2,482,667		11
F210296			0	42,135	193,935	2,231,688		n/a

REDACTED

DEF Transmission Capital Projects

OPC ROG 9-239 (a.) Planned Capital Projects List		OPC ROG 9-239 (i.) Project Name	OPC ROG 9-239 (ii.) Cost/budget by year <i>Note - All dollars are in CapEx, and reflect annual expenditures</i>				OPC ROG 9-239 (iii.) Purpose	OPC ROG 9-239 (iv.) Miles of Line <i>(when applicable)</i>
Investment Code	Model Name	Investment Name	2024 Budget	2025 Forecast	2026 Forecast	2027 Forecast	Project Justification	Circuit Miles <small>(as recorded in support for OPC ROG 9-182 and 9-183 responses)</small>
FL2800			8,814,697	4,035,169	46,783,919	2,296,331		8
F190146			0	97,906	314,147	2,146,523		n/a
F210017			0	0	2,041,023	2,180,236		6
F210019			0	0	0	2,071,641		12
F190065			0	0	269,547	2,119,709		n/a
F210303			0	30,732	340,475	1,989,139		n/a
F201327			0	0	3,635,764	1,921,893		13

REDACTED

DEF Transmission Capital Projects

OPC ROG 9-239 (a.) Planned Capital Projects List		OPC ROG 9-239 (i.) Project Name	OPC ROG 9-239 (ii.) Cost/budget by year <i>Note - All dollars are in CapEx, and reflect annual expenditures</i>				OPC ROG 9-239 (iii.) Purpose	OPC ROG 9-239 (iv.) Miles of Line <i>(when applicable)</i>
Investment Code	Model Name	Investment Name	2024 Budget	2025 Forecast	2026 Forecast	2027 Forecast	Project Justification	Circuit Miles <small>(as recorded in support for OPC ROG 9-182 and 9-183 responses)</small>
F210306			0	10,857	359,498	1,900,863		n/a
F190137			0	81,273	125,279	1,475,569		n/a
F210550			0	808,037	1,124,186	1,272,412		7
F180192			0	0	265,800	1,272,044		4
F201080			0	0	181,456	1,225,353		2
F210558			0	546,718	339,932	1,158,092		3
F210302			0	24,019	93,290	1,117,835		n/a
F210195			0	0	0	1,046,211		6
FL2344			0	0	0	1,025,844		6
F201148			0	62,869	1,050,554	790,309		n/a

DEF Transmission Capital Projects

OPC ROG 9-239 (a.) Planned Capital Projects List		OPC ROG 9-239 (i.) Project Name	OPC ROG 9-239 (ii.) Cost/budget by year <i>Note - All dollars are in CapEx, and reflect annual expenditures</i>				OPC ROG 9-239 (iii.) Purpose	OPC ROG 9-239 (iv.) Miles of Line <i>(when applicable)</i>
Investment Code	Model Name	Investment Name	2024 Budget	2025 Forecast	2026 Forecast	2027 Forecast	Project Justification	Circuit Miles <small>(as recorded in support for OPC ROG 9-182 and 9-183 responses)</small>
F180253			0	0	671,506	748,707		5
F220135			0	9,488	60,810	724,756		n/a
F220136			0	9,488	60,810	724,756		n/a
F201081			0	0	0	663,477		3
F180180			0	0	0	638,850		3
FL2136			0	0	0	625,597		3
F210536			0	0	0	610,300		n/a
F201336			0	0	0	489,596		n/a
FL2096			0	0	0	462,433		3
F220133			0	13,010	243,290	442,531		n/a
F190161			0	0	300,947	365,835		n/a
F210096			0	0	55,000	399,692		n/a

DEF Transmission Capital Projects

OPC ROG 9-239 (a.) Planned Capital Projects List		OPC ROG 9-239 (i.) Project Name	OPC ROG 9-239 (ii.) Cost/budget by year <i>Note - All dollars are in CapEx, and reflect annual expenditures</i>				OPC ROG 9-239 (iii.) Purpose	OPC ROG 9-239 (iv.) Miles of Line <i>(when applicable)</i>
Investment Code	Model Name	Investment Name	2024 Budget	2025 Forecast	2026 Forecast	2027 Forecast	Project Justification	Circuit Miles <small>(as recorded in support for OPC ROG 9-182 and 9-183 responses)</small>
F210097			0	0	55,000	399,692		n/a
F210099			0	0	55,000	399,692		n/a
F210094			0	0	55,000	399,692		n/a

DEF Transmission Capital Projects

OPC ROG 9-239 (a.) Planned Capital Projects List		OPC ROG 9-239 (i.) Project Name	OPC ROG 9-239 (ii.) Cost/budget by year <i>Note - All dollars are in CapEx, and reflect annual expenditures</i>				OPC ROG 9-239 (iii.) Purpose	OPC ROG 9-239 (iv.) Miles of Line <i>(when applicable)</i>
Investment Code	Model Name	Investment Name	2024 Budget	2025 Forecast	2026 Forecast	2027 Forecast	Project Justification	Circuit Miles <small>(as recorded in support for OPC ROG 9-182 and 9-183 responses)</small>
F210098			0	0	55,000	399,692		n/a
F210089			0	0	32,092	371,469		n/a
F210091			0	0	32,092	371,469		n/a

DEF Transmission Capital Projects

OPC ROG 9-239 (a.) Planned Capital Projects List		OPC ROG 9-239 (i.) Project Name	OPC ROG 9-239 (ii.) Cost/budget by year <i>Note - All dollars are in CapEx, and reflect annual expenditures</i>				OPC ROG 9-239 (iii.) Purpose	OPC ROG 9-239 (iv.) Miles of Line <i>(when applicable)</i>
Investment Code	Model Name	Investment Name	2024 Budget	2025 Forecast	2026 Forecast	2027 Forecast	Project Justification	Circuit Miles <small>(as recorded in support for OPC ROG 9-182 and 9-183 responses)</small>
F210090			0	0	32,092	371,469		n/a
F210092			0	0	32,092	371,469		n/a
F210093			0	0	32,092	371,469		n/a
F180173			0	0	0	358,842		3
FL2994			0	0	1,485,183	347,463		2

DEF Transmission Capital Projects

OPC ROG 9-239 (a.) Planned Capital Projects List		OPC ROG 9-239 (i.) Project Name	OPC ROG 9-239 (ii.) Cost/budget by year <i>Note - All dollars are in CapEx, and reflect annual expenditures</i>				OPC ROG 9-239 (iii.) Purpose	OPC ROG 9-239 (iv.) Miles of Line <i>(when applicable)</i>
Investment Code	Model Name	Investment Name	2024 Budget	2025 Forecast	2026 Forecast	2027 Forecast	Project Justification	Circuit Miles <small>(as recorded in support for OPC ROG 9-182 and 9-183 responses)</small>
F210095			0	0	66,413	332,403		n/a
F201268			0	0	0	312,955		4
F210327			0	0	40,635	194,438		n/a
F190016			377,282	4,567,233	2,579,318	117,513		n/a
F190292			0	0	0	162,487		2
F201325			0	267,214	468,263	124,449		2

DEF Transmission Capital Projects

OPC ROG 9-239 (a.) Planned Capital Projects List		OPC ROG 9-239 (i.) Project Name	OPC ROG 9-239 (ii.) Cost/budget by year <i>Note - All dollars are in CapEx, and reflect annual expenditures</i>				OPC ROG 9-239 (iii.) Purpose	OPC ROG 9-239 (iv.) Miles of Line <i>(when applicable)</i>
Investment Code	Model Name	Investment Name	2024 Budget	2025 Forecast	2026 Forecast	2027 Forecast	Project Justification	Circuit Miles <small>(as recorded in support for OPC ROG 9-182 and 9-183 responses)</small>
F201064			1,035,077	265,488	9,175,430	94,475		n/a
F201323			0	0	0	87,633		n/a
F201326			0	0	0	87,633		n/a
F201347			0	0	0	87,633		n/a
F210198			0	0	242,132	77,680		n/a
F190097			36,015	175,645	2,069,795	8,962		n/a
F210109			0	0	0	65,879		n/a
F210110			0	0	0	65,762		n/a

DEF Transmission Capital Projects

OPC ROG 9-239 (a.) Planned Capital Projects List		OPC ROG 9-239 (i.) Project Name	OPC ROG 9-239 (ii.) Cost/budget by year <i>Note - All dollars are in CapEx, and reflect annual expenditures</i>				OPC ROG 9-239 (iii.) Purpose	OPC ROG 9-239 (iv.) Miles of Line <i>(when applicable)</i>
Investment Code	Model Name	Investment Name	2024 Budget	2025 Forecast	2026 Forecast	2027 Forecast	Project Justification	Circuit Miles <small>(as recorded in support for OPC ROG 9-182 and 9-183 responses)</small>
F210100			0	0	0	65,646		n/a
F210101			0	0	0	65,646		n/a
F210102			0	0	0	65,414		n/a

DEF Transmission Capital Projects

OPC ROG 9-239 (a.) Planned Capital Projects List		OPC ROG 9-239 (i.) Project Name	OPC ROG 9-239 (ii.) Cost/budget by year <i>Note - All dollars are in CapEx, and reflect annual expenditures</i>				OPC ROG 9-239 (iii.) Purpose	OPC ROG 9-239 (iv.) Miles of Line <i>(when applicable)</i>
Investment Code	Model Name	Investment Name	2024 Budget	2025 Forecast	2026 Forecast	2027 Forecast	Project Justification	Circuit Miles <small>(as recorded in support for OPC ROG 9-182 and 9-183 responses)</small>
F210103			0	0	0	58,046		n/a
F210104			0	0	0	58,046		n/a
F210105			0	0	0	58,046		n/a

DEF Transmission Capital Projects

OPC ROG 9-239 (a.) Planned Capital Projects List		OPC ROG 9-239 (i.) Project Name	OPC ROG 9-239 (ii.) Cost/budget by year <i>Note - All dollars are in CapEx, and reflect annual expenditures</i>				OPC ROG 9-239 (iii.) Purpose	OPC ROG 9-239 (iv.) Miles of Line <i>(when applicable)</i>
Investment Code	Model Name	Investment Name	2024 Budget	2025 Forecast	2026 Forecast	2027 Forecast	Project Justification	Circuit Miles <small>(as recorded in support for OPC ROG 9-182 and 9-183 responses)</small>
F210106			0	0	0	58,046		n/a
F210108			0	0	0	58,046		n/a
F210107			0	0	0	58,046		n/a
F220310			0	0	46,367	56,594		n/a
FL3125			0	0	0	32,982		n/a

DEF Transmission Capital Projects

OPC ROG 9-239 (a.) Planned Capital Projects List		OPC ROG 9-239 (i.) Project Name	OPC ROG 9-239 (ii.) Cost/budget by year <i>Note - All dollars are in CapEx, and reflect annual expenditures</i>				OPC ROG 9-239 (iii.) Purpose	OPC ROG 9-239 (iv.) Miles of Line <i>(when applicable)</i>
Investment Code	Model Name	Investment Name	2024 Budget	2025 Forecast	2026 Forecast	2027 Forecast	Project Justification	Circuit Miles <small>(as recorded in support for OPC ROG 9-182 and 9-183 responses)</small>
F190037			0	0	17,051	23,576		n/a
F220349			34,331	260,010	3,409,581	19,122		n/a
F201123			0	476,353	8,559,392	0		n/a
F210084			0	0	389,252	4,016		n/a
F210087			0	0	389,252	4,016		n/a

DEF Transmission Capital Projects

OPC ROG 9-239 (a.) Planned Capital Projects List		OPC ROG 9-239 (i.) Project Name	OPC ROG 9-239 (ii.) Cost/budget by year <i>Note - All dollars are in CapEx, and reflect annual expenditures</i>				OPC ROG 9-239 (iii.) Purpose	OPC ROG 9-239 (iv.) Miles of Line <i>(when applicable)</i>
Investment Code	Model Name	Investment Name	2024 Budget	2025 Forecast	2026 Forecast	2027 Forecast	Project Justification	Circuit Miles <small>(as recorded in support for OPC ROG 9-182 and 9-183 responses)</small>
F210088			0	0	389,252	4,016		n/a
F210085			0	0	389,252	4,016		n/a
F210086			0	0	389,252	4,016		n/a
F190242			684,361	6,727,348	3,227,499	259		4
F210293			981,075	425,012	7,728,996	3,428,254		n/a
F220157			468,811	5,791,106	11,132,914	39,456,980		13
F210040			0	9,091,892	35,959,920	26,654,835		15
F180049			0	4,497,573	9,799,204	2,895,925		5

REDACTED

DEF Transmission Capital Projects

OPC ROG 9-239 (a.) Planned Capital Projects List		OPC ROG 9-239 (i.) Project Name	OPC ROG 9-239 (ii.) Cost/budget by year <i>Note - All dollars are in CapEx, and reflect annual expenditures</i>				OPC ROG 9-239 (iii.) Purpose	OPC ROG 9-239 (iv.) Miles of Line <i>(when applicable)</i>
Investment Code	Model Name	Investment Name	2024 Budget	2025 Forecast	2026 Forecast	2027 Forecast	Project Justification	Circuit Miles <small>(as recorded in support for OPC ROG 9-182 and 9-183 responses)</small>
F220309			873,685	8,961,388	272,603	0		3
F210314			1,504,775	1,221,431	161,303	0		n/a
F190050			783,099	5,161,235	134	0		n/a
F201361			690,559	3,074,614	50,447	0		n/a
F201362			690,559	3,074,614	50,447	0		n/a

DEF Transmission Capital Projects

OPC ROG 9-239 (a.) Planned Capital Projects List		OPC ROG 9-239 (i.) Project Name	OPC ROG 9-239 (ii.) Cost/budget by year <i>Note - All dollars are in CapEx, and reflect annual expenditures</i>				OPC ROG 9-239 (iii.) Purpose	OPC ROG 9-239 (iv.) Miles of Line <i>(when applicable)</i>
Investment Code	Model Name	Investment Name	2024 Budget	2025 Forecast	2026 Forecast	2027 Forecast	Project Justification	Circuit Miles <small>(as recorded in support for OPC ROG 9-182 and 9-183 responses)</small>
F210300			345,804	1,980,238	347,885	0		n/a
F201149			32,473	1,630,901	218,358	0		n/a

DEF Transmission Capital Projects

OPC ROG 9-239 (a.) Planned Capital Projects List		OPC ROG 9-239 (i.) Project Name	OPC ROG 9-239 (ii.) Cost/budget by year <i>Note - All dollars are in CapEx, and reflect annual expenditures</i>				OPC ROG 9-239 (iii.) Purpose	OPC ROG 9-239 (iv.) Miles of Line <i>(when applicable)</i>
Investment Code	Model Name	Investment Name	2024 Budget	2025 Forecast	2026 Forecast	2027 Forecast	Project Justification	Circuit Miles <small>(as recorded in support for OPC ROG 9-182 and 9-183 responses)</small>
F190068			55,721	1,215,619	0	0		n/a
F190149			572,660	1,191,222	0	0		n/a
F190285			102,906	1,122,510	11,051	0		n/a
F190284			80,873	1,114,933	4,094	0		n/a

REDACTED

DEF Transmission Capital Projects

OPC ROG 9-239 (a.) Planned Capital Projects List		OPC ROG 9-239 (i.) Project Name	OPC ROG 9-239 (ii.) Cost/budget by year <i>Note - All dollars are in CapEx, and reflect annual expenditures</i>				OPC ROG 9-239 (iii.) Purpose	OPC ROG 9-239 (iv.) Miles of Line <i>(when applicable)</i>
Investment Code	Model Name	Investment Name	2024 Budget	2025 Forecast	2026 Forecast	2027 Forecast	Project Justification	Circuit Miles <small>(as recorded in support for OPC ROG 9-182 and 9-183 responses)</small>
F180222			38,645	897,839	11,600	0		n/a
F201332			191,139	840,321	9,251	0		n/a
F210197			429,518	782,224	515	0		n/a
F180218			136,454	662,305	0	0		n/a
F180372			265,563	624,441	0	0		n/a
F190238			233,495	526,497	2,370,117	0		n/a
F190235			284,500	498,516	2,345,360	0		n/a
F190237			284,500	498,516	2,345,360	0		n/a

DEF Transmission Capital Projects

OPC ROG 9-239 (a.) Planned Capital Projects List		OPC ROG 9-239 (i.) Project Name	OPC ROG 9-239 (ii.) Cost/budget by year <i>Note - All dollars are in CapEx, and reflect annual expenditures</i>				OPC ROG 9-239 (iii.) Purpose	OPC ROG 9-239 (iv.) Miles of Line <i>(when applicable)</i>
Investment Code	Model Name	Investment Name	2024 Budget	2025 Forecast	2026 Forecast	2027 Forecast	Project Justification	Circuit Miles <small>(as recorded in support for OPC ROG 9-182 and 9-183 responses)</small>
F190239			284,500	498,516	2,345,360	0		n/a
F190240			284,500	498,516	2,345,360	0		n/a
F190148			105,411	476,527	765,015	0		n/a
F210074			0	383,544	4,176	0		n/a
F210077			0	383,544	4,176	0		n/a

DEF Transmission Capital Projects

OPC ROG 9-239 (a.) Planned Capital Projects List		OPC ROG 9-239 (i.) Project Name	OPC ROG 9-239 (ii.) Cost/budget by year <i>Note - All dollars are in CapEx, and reflect annual expenditures</i>				OPC ROG 9-239 (iii.) Purpose	OPC ROG 9-239 (iv.) Miles of Line <i>(when applicable)</i>
Investment Code	Model Name	Investment Name	2024 Budget	2025 Forecast	2026 Forecast	2027 Forecast	Project Justification	Circuit Miles <small>(as recorded in support for OPC ROG 9-182 and 9-183 responses)</small>
F210076			0	383,544	4,176	0		n/a
F210075			0	383,544	4,176	0		n/a
F210070			36,874	357,782	0	0		n/a

DEF Transmission Capital Projects

OPC ROG 9-239 (a.) Planned Capital Projects List		OPC ROG 9-239 (i.) Project Name	OPC ROG 9-239 (ii.) Cost/budget by year <i>Note - All dollars are in CapEx, and reflect annual expenditures</i>				OPC ROG 9-239 (iii.) Purpose	OPC ROG 9-239 (iv.) Miles of Line <i>(when applicable)</i>
Investment Code	Model Name	Investment Name	2024 Budget	2025 Forecast	2026 Forecast	2027 Forecast	Project Justification	Circuit Miles <small>(as recorded in support for OPC ROG 9-182 and 9-183 responses)</small>
F210071			36,874	357,782	0	0		n/a
F210073			36,874	357,782	0	0		n/a
F210072			36,874	357,782	0	0		n/a

DEF Transmission Capital Projects

OPC ROG 9-239 (a.) Planned Capital Projects List		OPC ROG 9-239 (i.) Project Name	OPC ROG 9-239 (ii.) Cost/budget by year <i>Note - All dollars are in CapEx, and reflect annual expenditures</i>				OPC ROG 9-239 (iii.) Purpose	OPC ROG 9-239 (iv.) Miles of Line <i>(when applicable)</i>
Investment Code	Model Name	Investment Name	2024 Budget	2025 Forecast	2026 Forecast	2027 Forecast	Project Justification	Circuit Miles <small>(as recorded in support for OPC ROG 9-182 and 9-183 responses)</small>
F210078			64,339	331,829	0	0		n/a
F190063			64,913	244,715	18,684	0		n/a
F201288			202,280	235,859	1,610,298	0		n/a
F180219			376,833	225,082	42	0		n/a
F180209			39,484	186,946	3,136	0		n/a
F190245			5,959	75,094	0	0		n/a

DEF Transmission Capital Projects

OPC ROG 9-239 (a.) Planned Capital Projects List		OPC ROG 9-239 (i.) Project Name	OPC ROG 9-239 (ii.) Cost/budget by year <i>Note - All dollars are in CapEx, and reflect annual expenditures</i>				OPC ROG 9-239 (iii.) Purpose	OPC ROG 9-239 (iv.) Miles of Line <i>(when applicable)</i>
Investment Code	Model Name	Investment Name	2024 Budget	2025 Forecast	2026 Forecast	2027 Forecast	Project Justification	Circuit Miles <small>(as recorded in support for OPC ROG 9-182 and 9-183 responses)</small>
F210079			0	66,336	326,932	0		n/a
F210121			15,872	58,123	0	0		n/a
F210056			0	50,045	0	0		n/a
F210241			440,795	0	0	0		n/a
F210081			0	30,795	367,221	0		n/a

REDACTED

DEF Transmission Capital Projects

OPC ROG 9-239 (a.) Planned Capital Projects List		OPC ROG 9-239 (i.) Project Name	OPC ROG 9-239 (ii.) Cost/budget by year <i>Note - All dollars are in CapEx, and reflect annual expenditures</i>				OPC ROG 9-239 (iii.) Purpose	OPC ROG 9-239 (iv.) Miles of Line <i>(when applicable)</i>
Investment Code	Model Name	Investment Name	2024 Budget	2025 Forecast	2026 Forecast	2027 Forecast	Project Justification	Circuit Miles <small>(as recorded in support for OPC ROG 9-182 and 9-183 responses)</small>
F210083			0	30,795	367,221	0		n/a
F210080			0	30,795	367,221	0		n/a
F210082			0	30,795	367,221	0		n/a
F201334			0	28,066	0	0		3
F220120			0	13,972	684,222	0		n/a
F190241			0	10,750	40,504	0		n/a
F201196			3,354,800	2,961	0	0		n/a
F201197			3,910,229	2,961	0	0		n/a

DEF Transmission Capital Projects

OPC ROG 9-239 (a.) Planned Capital Projects List		OPC ROG 9-239 (i.) Project Name	OPC ROG 9-239 (ii.) Cost/budget by year <i>Note - All dollars are in CapEx, and reflect annual expenditures</i>				OPC ROG 9-239 (iii.) Purpose	OPC ROG 9-239 (iv.) Miles of Line <i>(when applicable)</i>
Investment Code	Model Name	Investment Name	2024 Budget	2025 Forecast	2026 Forecast	2027 Forecast	Project Justification	Circuit Miles <small>(as recorded in support for OPC ROG 9-182 and 9-183 responses)</small>
F201198			3,910,229	2,961	0	0		n/a
F201195			3,354,800	2,961	0	0		n/a
F180161			72,260	886	0	0		n/a
F201117			0	183	0	0		n/a
F210163			12	0	0	0		n/a
F201121			0	78,235	475,510	8,498,916		n/a
F210256			1,650,317	0	0	0		n/a
24STIPCMCVNDEF			37,540,609	0	0	0		n/a
24CAPFAILDEF			21,540,835	0	0	0		n/a

DEF Transmission Capital Projects

OPC ROG 9-239 (a.) Planned Capital Projects List		OPC ROG 9-239 (i.) Project Name	OPC ROG 9-239 (ii.) Cost/budget by year <i>Note - All dollars are in CapEx, and reflect annual expenditures</i>				OPC ROG 9-239 (iii.) Purpose	OPC ROG 9-239 (iv.) Miles of Line <i>(when applicable)</i>
Investment Code	Model Name	Investment Name	2024 Budget	2025 Forecast	2026 Forecast	2027 Forecast	Project Justification	Circuit Miles <small>(as recorded in support for OPC ROG 9-182 and 9-183 responses)</small>
24DIGREDEF			4,939,554	0	0	0		n/a
24MATTINGPUR			5,051,619	0	0	0		n/a
22DEFTRAINCTR			4,001,911	0	0	0		n/a
24TOOLSTESTDEF			3,398,346	0	0	0		n/a
24SPCCDEF			2,963,732	0	0	0		n/a
24DOTGOVDEF			2,223,805	0	0	0		n/a
24INSULHRDEF			1,975,822	0	0	0		n/a
24CAPPINDEF			1,975,822	0	0	0		n/a
24LANDPURCHDEF			1,905,224	0	0	0		n/a
24CUSTOMERDEF			1,975,822	0	0	0		n/a

DEF Transmission Capital Projects

OPC ROG 9-239 (a.) Planned Capital Projects List		OPC ROG 9-239 (i.) Project Name	OPC ROG 9-239 (ii.) Cost/budget by year <i>Note - All dollars are in CapEx, and reflect annual expenditures</i>				OPC ROG 9-239 (iii.) Purpose	OPC ROG 9-239 (iv.) Miles of Line <i>(when applicable)</i>
Investment Code	Model Name	Investment Name	2024 Budget	2025 Forecast	2026 Forecast	2027 Forecast	Project Justification	Circuit Miles <small>(as recorded in support for OPC ROG 9-182 and 9-183 responses)</small>
24ELECSOLIDDEF			1,877,031	0	0	0		n/a
24ANMITDEF			987,911	0	0	0		n/a
24WHOLESALEDEF			555,952	0	0	0		n/a
24BATTERYDEF			493,956	0	0	0		n/a

DEF Transmission Capital Projects

OPC ROG 9-239 (a.) Planned Capital Projects List		OPC ROG 9-239 (i.) Project Name	OPC ROG 9-239 (ii.) Cost/budget by year <i>Note - All dollars are in CapEx, and reflect annual expenditures</i>				OPC ROG 9-239 (iii.) Purpose	OPC ROG 9-239 (iv.) Miles of Line <i>(when applicable)</i>
Investment Code	Model Name	Investment Name	2024 Budget	2025 Forecast	2026 Forecast	2027 Forecast	Project Justification	Circuit Miles <small>(as recorded in support for OPC ROG 9-182 and 9-183 responses)</small>
24REBUILDDEF			493,956	0	0	0		n/a
24LINESWITCHDEF			493,956	0	0	0		n/a
24BUSHINGDEF			493,956	0	0	0		n/a
24PROGRAMSDEF			444,560	0	0	0		n/a

DEF Transmission Capital Projects

OPC ROG 9-239 (a.) Planned Capital Projects List		OPC ROG 9-239 (i.) Project Name	OPC ROG 9-239 (ii.) Cost/budget by year <i>Note - All dollars are in CapEx, and reflect annual expenditures</i>				OPC ROG 9-239 (iii.) Purpose	OPC ROG 9-239 (iv.) Miles of Line <i>(when applicable)</i>
Investment Code	Model Name	Investment Name	2024 Budget	2025 Forecast	2026 Forecast	2027 Forecast	Project Justification	Circuit Miles <small>(as recorded in support for OPC ROG 9-182 and 9-183 responses)</small>
24ARRESTDEF			246,978	0	0	0		n/a
25STIPCMCVNDEF			0	38,000,000	0	0		n/a
25REBUILDDDEF			0	10,000,000	0	0		n/a

DEF Transmission Capital Projects

OPC ROG 9-239 (a.) Planned Capital Projects List		OPC ROG 9-239 (i.) Project Name	OPC ROG 9-239 (ii.) Cost/budget by year <small>Note - All dollars are in CapEx, and reflect annual expenditures</small>				OPC ROG 9-239 (iii.) Purpose	OPC ROG 9-239 (iv.) Miles of Line <small>(when applicable)</small>
Investment Code	Model Name	Investment Name	2024 Budget	2025 Forecast	2026 Forecast	2027 Forecast	Project Justification	Circuit Miles <small>(as recorded in support for OPC ROG 9-182 and 9-183 responses)</small>
26REBUILDEF			0	0	10,000,000	0		n/a
27REBUILDEF			0	0	0	10,000,000		n/a

DEF Transmission Capital Projects

OPC ROG 9-239 (a.) Planned Capital Projects List		OPC ROG 9-239 (i.) Project Name	OPC ROG 9-239 (ii.) Cost/budget by year <i>Note - All dollars are in CapEx, and reflect annual expenditures</i>				OPC ROG 9-239 (iii.) Purpose	OPC ROG 9-239 (iv.) Miles of Line <i>(when applicable)</i>
Investment Code	Model Name	Investment Name	2024 Budget	2025 Forecast	2026 Forecast	2027 Forecast	Project Justification	Circuit Miles <small>(as recorded in support for OPC ROG 9-182 and 9-183 responses)</small>
27DIGRELDEF			0	0	0	5,000,000		n/a
26DIGRELDEF			0	0	5,000,000	0		n/a
25INSULHRDDEF			0	2,000,000	0	0		n/a
26INSULHRDDEF			0	0	2,000,000	0		n/a

DEF Transmission Capital Projects

OPC ROG 9-239 (a.) Planned Capital Projects List		OPC ROG 9-239 (i.) Project Name	OPC ROG 9-239 (ii.) Cost/budget by year <i>Note - All dollars are in CapEx, and reflect annual expenditures</i>				OPC ROG 9-239 (iii.) Purpose	OPC ROG 9-239 (iv.) Miles of Line <i>(when applicable)</i>
Investment Code	Model Name	Investment Name	2024 Budget	2025 Forecast	2026 Forecast	2027 Forecast	Project Justification	Circuit Miles <small>(as recorded in support for OPC ROG 9-182 and 9-183 responses)</small>
27INSULHRDEF			0	0	0	2,000,000		n/a
25DIGREDEF			0	2,500,000	0	0		n/a
26COMMDEF			0	0	2,000,000	0		n/a

DEF Transmission Capital Projects

OPC ROG 9-239 (a.) Planned Capital Projects List		OPC ROG 9-239 (i.) Project Name	OPC ROG 9-239 (ii.) Cost/budget by year <i>Note - All dollars are in CapEx, and reflect annual expenditures</i>				OPC ROG 9-239 (iii.) Purpose	OPC ROG 9-239 (iv.) Miles of Line <i>(when applicable)</i>
Investment Code	Model Name	Investment Name	2024 Budget	2025 Forecast	2026 Forecast	2027 Forecast	Project Justification	Circuit Miles <small>(as recorded in support for OPC ROG 9-182 and 9-183 responses)</small>
27COMMDEF			0	0	0	2,000,000		n/a
25LINESWITCHDEF			0	500,000	0	0		n/a
26LINESWITCHDEF			0	0	500,000	0		n/a

DEF Transmission Capital Projects

OPC ROG 9-239 (a.) Planned Capital Projects List		OPC ROG 9-239 (i.) Project Name	OPC ROG 9-239 (ii.) Cost/budget by year <i>Note - All dollars are in CapEx, and reflect annual expenditures</i>				OPC ROG 9-239 (iii.) Purpose	OPC ROG 9-239 (iv.) Miles of Line <i>(when applicable)</i>
Investment Code	Model Name	Investment Name	2024 Budget	2025 Forecast	2026 Forecast	2027 Forecast	Project Justification	Circuit Miles <small>(as recorded in support for OPC ROG 9-182 and 9-183 responses)</small>
27LINESWITCHDEF			0	0	0	500,000		n/a
25CAPPINDEF			0	2,000,000	0	0		n/a
25INSTRADef			0	1,500,000	0	0		n/a
26CAPPINDEF			0	0	2,000,000	0		n/a
26INSTRADef			0	0	1,500,000	0		n/a
27INSTRADef			0	0	0	1,500,000		n/a

DEF Transmission Capital Projects

OPC ROG 9-239 (a.) Planned Capital Projects List		OPC ROG 9-239 (i.) Project Name	OPC ROG 9-239 (ii.) Cost/budget by year <i>Note - All dollars are in CapEx, and reflect annual expenditures</i>				OPC ROG 9-239 (iii.) Purpose	OPC ROG 9-239 (iv.) Miles of Line <i>(when applicable)</i>
Investment Code	Model Name	Investment Name	2024 Budget	2025 Forecast	2026 Forecast	2027 Forecast	Project Justification	Circuit Miles <small>(as recorded in support for OPC ROG 9-182 and 9-183 responses)</small>
27CAPPINDEF			0	0	0	2,000,000		n/a
25ANMITDEF			0	1,000,000	0	0		n/a
26GANMITDEF			0	0	1,000,000	0		n/a
27ANMITDEF			0	0	0	1,000,000		n/a
27ELECSOLIDDEF			0	0	0	4,000,000		n/a

DEF Transmission Capital Projects

OPC ROG 9-239 (a.) Planned Capital Projects List		OPC ROG 9-239 (i.) Project Name	OPC ROG 9-239 (ii.) Cost/budget by year <i>Note - All dollars are in CapEx, and reflect annual expenditures</i>				OPC ROG 9-239 (iii.) Purpose	OPC ROG 9-239 (iv.) Miles of Line <i>(when applicable)</i>
Investment Code	Model Name	Investment Name	2024 Budget	2025 Forecast	2026 Forecast	2027 Forecast	Project Justification	Circuit Miles <small>(as recorded in support for OPC ROG 9-182 and 9-183 responses)</small>
26ELECSOLIDDEF			0	0	4,000,000	0		n/a
25ELECSOLIDDEF			0	4,000,000	0	0		n/a
27ARRESTDEF			0	0	0	250,000		n/a
26ARRESTDEF			0	0	250,000	0		n/a
25ARRESTDEF			0	250,000	0	0		n/a

DEF Transmission Capital Projects

OPC ROG 9-239 (a.) Planned Capital Projects List		OPC ROG 9-239 (i.) Project Name	OPC ROG 9-239 (ii.) Cost/budget by year <i>Note - All dollars are in CapEx, and reflect annual expenditures</i>				OPC ROG 9-239 (iii.) Purpose	OPC ROG 9-239 (iv.) Miles of Line <i>(when applicable)</i>
Investment Code	Model Name	Investment Name	2024 Budget	2025 Forecast	2026 Forecast	2027 Forecast	Project Justification	Circuit Miles <small>(as recorded in support for OPC ROG 9-182 and 9-183 responses)</small>
27BATTERYDEF			0	0	0	500,000		n/a
27BUSHINGDEF			0	0	0	500,000		n/a
26BATTERYDEF			0	0	500,000	0		n/a
26BUSHINGDEF			0	0	500,000	0		n/a
27WHOLESALEDEF			0	0	0	550,000		n/a
25BATTERYDEF			0	500,000	0	0		n/a

REDACTED

DEF Transmission Capital Projects

OPC ROG 9-239 (a.) Planned Capital Projects List		OPC ROG 9-239 (i.) Project Name	OPC ROG 9-239 (ii.) Cost/budget by year <i>Note - All dollars are in CapEx, and reflect annual expenditures</i>				OPC ROG 9-239 (iii.) Purpose	OPC ROG 9-239 (iv.) Miles of Line <i>(when applicable)</i>
Investment Code	Model Name	Investment Name	2024 Budget	2025 Forecast	2026 Forecast	2027 Forecast	Project Justification	Circuit Miles <i>(as recorded in support for OPC ROG 9-182 and 9-183 responses)</i>
25BUSHINGDEF			0	500,000	0	0		n/a
26WHOLESALEDEF			0	0	589,637	0		n/a
25WHOLESALEDEF			0	579,637	0	0		n/a
27PROGRAMSDEF			0	0	0	1,000,000		n/a
26PROGRAMSDEF			0	0	1,000,000	0		n/a
25PROGRAMSDEF			0	1,000,000	0	0		n/a
27TOOLSTESTDEF			0	0	0	1,488,147		n/a
26TOOLSTESTDEF			0	0	1,488,147	0		n/a
25TOOLSTESTDEF			0	1,444,803	0	0		n/a
27CUSTOMERDEF			0	0	0	2,000,000		n/a
27DOTGOVDEF			0	0	0	2,000,000		n/a
27LANDPURCHDEF			0	0	0	2,000,000		n/a
26DOTGOVDEF			0	0	2,388,104	0		n/a
25DOTGOVDEF			0	2,318,548	0	0		n/a
27SPCCDEF			0	0	0	3,000,000		n/a
26SPCCDEF			0	0	3,000,000	0		n/a
25SPCCDEF			0	3,000,000	0	0		n/a
26LANDPURCHDEF			0	0	4,000,000	0		n/a
26CUSTOMERDEF			0	0	2,000,000	0		n/a
25CUSTOMERDEF			0	2,000,000	0	0		n/a
27CAPFAILDEF			0	0	0	22,000,000		n/a
26CAPFAILDEF			0	0	22,000,000	0		n/a
25CAPFAILDEF			0	22,000,000	0	0		n/a
F190138			208,723	1,403,352	12,184	0		n/a
F180093			0	2,762,938	3,033,975	6,262,500		14
F220071			57,033	1	1	1		n/a
F190092			324,726	101,631	1,566,838	6,247		n/a
F180385			0	0	0	470,948		n/a

DEF Transmission Capital Projects

OPC ROG 9-239 (a.) Planned Capital Projects List		OPC ROG 9-239 (i.) Project Name	OPC ROG 9-239 (ii.) Cost/budget by year <i>Note - All dollars are in CapEx, and reflect annual expenditures</i>				OPC ROG 9-239 (iii.) Purpose	OPC ROG 9-239 (iv.) Miles of Line <i>(when applicable)</i>
Investment Code	Model Name	Investment Name	2024 Budget	2025 Forecast	2026 Forecast	2027 Forecast	Project Justification	Circuit Miles <small>(as recorded in support for OPC ROG 9-182 and 9-183 responses)</small>
FL1502			0	0	0	150,000		3
F190136			0	0	18,187	759,693		n/a
F210309			0	0	216,839	1,572,463		n/a
FL2640			0	0	2,332,643	6,869,791		27/27
AM2725D3				0	81,420	2,391,910		n/a
F190283				0	0	13,005		n/a

DEF Transmission Capital Projects

OPC ROG 9-239 (a.) Planned Capital Projects List		OPC ROG 9-239 (i.) Project Name	OPC ROG 9-239 (ii.) Cost/budget by year <i>Note - All dollars are in CapEx, and reflect annual expenditures</i>				OPC ROG 9-239 (iii.) Purpose	OPC ROG 9-239 (iv.) Miles of Line <i>(when applicable)</i>
Investment Code	Model Name	Investment Name	2024 Budget	2025 Forecast	2026 Forecast	2027 Forecast	Project Justification	Circuit Miles <small>(as recorded in support for OPC ROG 9-182 and 9-183 responses)</small>
F180166				0	26,625	145,906		n/a
F201328				0	0	175,984		n/a
F190306				0	0	130,853		n/a
F201325			0	296,904	520,292	138,277		n/a
F220004				605,011	2,264,649	588,616		5
F220351				2,722,037	82,019	0		n/a
FLOSPRK			45,805,000	0	0	0		n/a
*PS2025			20,000,000	40,000,000				n/a

	2024	2025	2026	2027
<i>Subtotal (for filtering)</i>	578,355,441	503,770,337	416,164,241	407,282,082
Total CapEx Expenditures	\$578.4 M	\$503.8 M	\$416.2 M	\$407.3 M

CITIZENS' NINTH SET OF INTERROGATORIES TO DUKE ENERGYFLORIDA, LLC (NOS. 222-244)

OPC ROG 9-236

	Actual	Actual	Actual	Actual	Projected	REDACTED	REDACTED	REDACTED
	2020	2021	2022	2023	2024	Projected	Projected	Projected
						2025	2026	2027
Outage Investigation Follow-Up Program								
CapEx Spend	\$ 4,762,907	\$ 4,600,277	\$ 6,241,760	\$ 18,107,361	\$ 7,654,356			

CONFIDENTIAL

DEF Transmission Planning, 2023 Annual TAP, Project Presentations

Investment Code	Model Name	Investment Name	File Name
F180032			F180032.pdf
F180049			F180049.pdf
F180100			F180100.pdf
F180245			F180245.pdf
F190235			F190235.pdf
F190237			F190237.pdf
F190238			F190238.pdf
F190239			F190239.pdf
F190240			F190240.pdf
F190242			F190242.pdf
F190243			F190243.pdf
F201264			Previously Produced - See Response to OPC POD 1-22
F201265			Previously Produced - See Response to OPC POD 1-22
F201288			F201288.pdf
F201308			Previously Produced - See Response to OPC POD 1-22
F201333			F201333.pdf
F210009			F210009 - F210012 - F210013.pdf
F210012			F210009 - F210012 - F210013.pdf
F210015			F210015.pdf
F210030			Previously Produced - See Response to OPC POD 1-22
F210040			F220105 - F210040 - F210042 - F201310 - FL2645.pdf
F210042			Previously Produced - See Response to OPC POD 1-22
F210172			F210172.pdf
F210196			Previously Produced - See Response to OPC POD 1-22
F210199			Previously Produced - See Response to OPC POD 1-22
F210200			F210200.pdf
F210201			F210201.pdf
F210202			F210202.pdf
F210203			F210203.pdf
F210291			F210291.pdf
F210292			F210292.pdf
F210405			Previously Produced - See Response to OPC POD 1-22
F210546			FL2516 - F210546.pdf
F210573			F210352 - F210573 - F210574 - F220133.pdf
F210574			F210352 - F210573 - F210574 - F220133.pdf
F220105			Previously Produced - See Response to OPC POD 1-22
F220120			F220120.pdf
F220133			F210352 - F210573 - F210574 - F220133.pdf
F220157			F220157.pdf
F220165			F220165.pdf
FL2098T2			FL2098 - FL2098T2.pdf
FL2117			Previously Produced - See Response to OPC POD 1-22
FL2137			Previously Produced - See Response to OPC POD 1-22
FL2426			FL2426.pdf
FL2500			Previously Produced - See Response to OPC POD 1-22

CONFIDENTIAL

DEF Transmission Planning, 2023 Annual TAP, Project Presentations

Investment Code	Model Name	Investment Name	File Name
FL2516			FL2516 - F210546.pdf
FL2640			FL2640.pdf
FL2783			FL2783.pdf
FL2800			FL2800.pdf
FL2812			Previously Produced - See Response to OPC POD 1-22
FL2990			FL2990.pdf
FL2993			FL2993.pdf
FL3030			FL3030 -F220306.pdf
FLCRR2471			FL2471 - FLCRR2471.pdf

REDACTED
DOCUMENTS BEARING BATES NUMBER 20240025-
OPCPOD9-00018863 THROUGH 20240025-OPCPOD9-
00019148
ARE REDACTED IN THEIR ENTIRETY

REDACTED
DOCUMENTS BEARING BATES NUMBER 20240025-
OPCPOD9-00019293 THROUGH 20240025-OPCPOD9-
00019756
ARE REDACTED IN THEIR ENTIRETY

Customer Delivery Reliability Summary

REDACTED

NON-RESPONSIVE

- 2020 YTD Results through June:
 - SAIDI 66 minutes (target 64 mins)
 - CELID4 3.25% (target 3.45%)
 - R12 CEMI6 1.12%
- 2020 June Results:
 - SAIDI 14 minutes (target of 10 mins)
 - CELID4 6.05% (target 6.69%)
 - SAIFI .132 events (target of .136 events)

- June SAIDI better than target, June SAIFI slightly off target
 - April still primary driver for negative YTD SAIDI performance; company has been moving closer to target since.

■ [REDACTED]

Transmission R12 SAIDI	2018	2019	2020	Transmission YTD SAIDI	2018	2019	2020
Duke Energy Carolinas	[REDACTED]	[REDACTED]	[REDACTED]	Duke Energy Carolinas	[REDACTED]	[REDACTED]	[REDACTED]
Duke Energy Florida	8.7	9.01	9.19	Duke Energy Florida	3.92	3.66	3.84
Duke Energy Indiana	[REDACTED]	[REDACTED]	[REDACTED]	Duke Energy Indiana	[REDACTED]	[REDACTED]	[REDACTED]
Duke Energy Kentucky	[REDACTED]	[REDACTED]	[REDACTED]	Duke Energy Kentucky	[REDACTED]	[REDACTED]	[REDACTED]
Duke Energy Ohio	[REDACTED]	[REDACTED]	[REDACTED]	Duke Energy Ohio	[REDACTED]	[REDACTED]	[REDACTED]
Duke Energy Progress	[REDACTED]	[REDACTED]	[REDACTED]	Duke Energy Progress	[REDACTED]	[REDACTED]	[REDACTED]
Grand Total	16.51	14.37	14.06	Grand Total	7.79	7.44	7.12

2020	Reliability SAIDI	Target SAIDI	YTD Mins off target
January	8.50	8.75	-0.25
February	6.90	7.35	-0.45
March	6.55	7.80	-1.25
April	13.35	9.66	3.69
May	14.91	13.28	1.63
June	16.22	17.56	-1.34
Total	66.43	64.39	2.03

2020 Variance Drivers

REDACTED

- SAIDI:
 - Duke is only 2.3 mins worse than target, and is 0.5 mins better than 5 yr average; last year at this time we were 4 mins higher than 5 year average and 5 mins better than target
 - Illustrates how much the target reductions this year impact performance to target
 - 16 mins of SAIDI in June; 5 year avg is 18 mins.
 - DEC & DEP [REDACTED]; DEP [REDACTED], DEC [REDACTED]

2020 YE Projections

REDACTED

- SAIDI:
 - YE finish of 139 mins projected as of July 12th; YE target 134 mins
 - Based on previous 5 year history, best and worst case range is between 130 and 151 mins
 - Max “payout” is 112 mins, Min is 156.
 - Projection will be impacted by change in work methods
- CAIDI:
 - Currently projecting a system YE of 124 minutes (YE target 123). At jurisdictional level:
 - Carolinas: [REDACTED]
 - Florida: Projection of 85 mins, target of 87 mins
 - Midwest: [REDACTED]
- Reliability Index:
 - Currently projecting a YE of 109.1 points on the index (current 120 points)
 - CEMI6 projection of 1.14%
 - CELID4 projection of 14.25%

DEM – Region Summary Update

REDACTED

[REDACTED]

DEC/DEP - Region Summary Update

REDACTED

NON-RESPONSIVE

[REDACTED]

Customer Delivery Reliability Summary

REDACTED

- 2020 YTD Results through October:
 - SAIDI 121 minutes (target 119 mins)
 - CELID4 11.55% (target 12.21%)
 - R12 CEMI6 1.33% (target 1.37%)
- 2020 October Results:
 - SAIDI 10 minutes (target of 10 mins)
 - CELID4 0.94% (target 1.05%)
 - SAIFI .082 events (target of .081 events)

Transmission R12 SAIDI	2018	2019	2020	Transmission YTD SAIDI	2018	2019	2020
Duke Energy Carolinas				Duke Energy Carolinas			
Duke Energy Florida	8.66	8.97	7.49	Duke Energy Florida	8.66	8.97	6.11
Duke Energy Indiana				Duke Energy Indiana			
Duke Energy Kentucky				Duke Energy Kentucky			
Duke Energy Ohio				Duke Energy Ohio			
Duke Energy Progress				Duke Energy Progress			
Grand Total	16.34	14.23	15.60	Grand Total	16.34	14.23	14.29

- SAIDI is on target for [REDACTED]
 - System-level SAIDI off target driven by April and July due to weather across the system.
- CEMI6 is on target for [REDACTED].
 - System-level CEMI6 on target currently, projected off target at year-end
- CELID-4 is on target for 5 of the 6 regulated utilities.

NON-RESPONSIVE

2020 Variance Drivers REDACTED

- SAIDI:
 - Duke is only 2.8 mins off target, and is 4 mins better than 5 yr average; we are also 3 mins better than YTD 2019 (121 vs 124)
 - Illustrates how much the target reductions this year impact performance to target
 - Without the April variance in [REDACTED] (11 minute impact there), Duke would be on target

2020	Reliability SAIDI	Target SAIDI	YTD Mins off target
January	8.4	8.7	-0.3
February	6.9	7.3	-0.8
March	6.5	7.8	-2.1
April	13.3	9.7	1.5
May	14.6	13.3	2.9
June	16.1	17.6	1.4
July	20.9	19.1	3.1
August	14.9	14.2	3.8
September	9.9	10.7	3.0
October	10.0	10.2	2.8
Grand Total	121.4	118.6	2.8

2020	Reliability SAIDI	Target SAIDI	YTD Mins off target
Duke Energy Carolinas	[REDACTED]	[REDACTED]	[REDACTED]
Duke Energy Florida	85.5	83.1	2.4
Duke Energy Indiana	[REDACTED]	[REDACTED]	[REDACTED]
Duke Energy Kentucky	[REDACTED]	[REDACTED]	[REDACTED]
Duke Energy Ohio	[REDACTED]	[REDACTED]	[REDACTED]
Duke Energy Progress	[REDACTED]	[REDACTED]	[REDACTED]
Grand Total	121.5	118.6	2.8

20240025-OPCPOD9-00018367

2020 YE Projections

REDACTED

- SAIDI:
 - YE finish of 138 mins projected as of November 10th; YE target 134 mins
 - Based on previous 5 year history, best and worst case range is between 136 and 143 mins
 - Max “payout” is 112 mins, Min is 156.
 - Projection & actuals will be impacted by outage data cleanup efforts
- CAIDI:
 - Currently projecting a system YE of 120 minutes (YE target 123). At regional level:
 - Carolinas: [REDACTED]
 - Florida: Projection of 83 mins, target of 87 mins
 - Midwest: [REDACTED]
- Reliability Index:
 - Currently projecting a YE of 92.8 points on the index (current 105 points)
 - CEMI6 projection of 1.38%
 - CELID4 projection of 13.02%

Ongoing Actions

REDACTED

- A3 updates:
 - All regions will have seen new CEMI tool by end of this week (FL delayed theirs by a week)
 - Outage auditing A3 recommendation is complete; estimated at year-end 4-5 mins of SAIDI corrections with full year of auditing
- Outage Auditing pilot sprint
 - Contractors trained and onboarded, started on auditing
- MED Scrub
 - Volume of outages is such that outage auditors cannot do this work
 - Engaged with Region Support VPs to built support for zone OFU techs to assist with effort
 - FL only has 114 outages; have commitment to resolve it by year-end with reliability engineer
 - MW [REDACTED]
 - Carolinas [REDACTED]
- AMI
 - Effort to automate on/off outage timestamps from AMI meters ongoing (non-SCADA devices only)

DEM – Region Summary Update

NON-RESPONSIVE

REDACTED

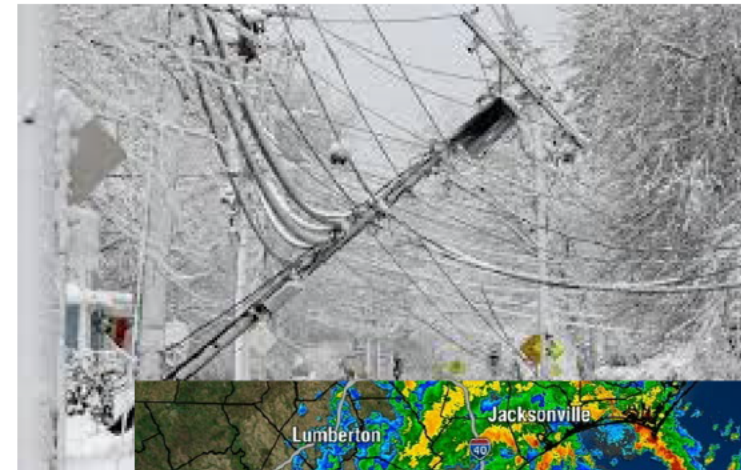
[REDACTED]

Weather Megatrends by Duke Jurisdiction

NON-RESPONSIVE

Billion Dollar Weather Events By State from 1980-2020

- Florida: 66 billion \$ event strikes
- South Carolina: [REDACTED]
- North Carolina: [REDACTED]
- Ohio: [REDACTED]
- Kentucky: [REDACTED]
- Indiana: [REDACTED]



MED REGION	2017	2018	2019	2020	2021	% chg.	% chg./yr.
Carolinas East	[REDACTED]	[REDACTED]	[REDACTED]	[REDACTED]	[REDACTED]	[REDACTED]	[REDACTED]
Carolinas West	[REDACTED]	[REDACTED]	[REDACTED]	[REDACTED]	[REDACTED]	[REDACTED]	[REDACTED]
Ohio-Kentucky	[REDACTED]	[REDACTED]	[REDACTED]	[REDACTED]	[REDACTED]	[REDACTED]	[REDACTED]
Indiana	[REDACTED]	[REDACTED]	[REDACTED]	[REDACTED]	[REDACTED]	[REDACTED]	[REDACTED]
Florida	1.9918	1.9885	2.1151	2.1754	2.2747	14.2%	2.8%

20240025-OPCPOD9-00018377

Customer Delivery Reliability Summary

REDACTED

NON-RESPONSIVE

- 2021 YTD Results through March:
 - SAIDI 25.8 minutes (target 23.3 mins)
 - SAIFI 0.219 events (target (0.200))
 - CELID4 3.47% (target 3.15%)
 - R12 CEMI6 1.49% (target 1.62%)
- 2020 March Results:
 - SAIDI 9.8 minutes (target of 7.5 mins)
 - SAIFI .086 events (target of .064 events)
 - CELID4 0.94% (target 0.89%)

Transmission R12 SAIDI	2018	2019	2020	2021	Transmission YTD SAIDI	2018	2019	2020	2021
DEC	REDACTED				DEC	█	█	█	█
DEF	8.6	8.9	8.1	7.6	DEF	1.7	1.7	2.4	1.9
DEI	REDACTED				DEI	█	█	█	█
DEK	REDACTED				DEK	█	█	█	█
DEO	REDACTED				DEO	█	█	█	█
DEP	REDACTED				DEP	█	█	█	█
Grand Total	16.6	14.5	16.6	16.1	Grand Total	2.7	3.0	2.4	1.9

- System-level SAIDI off target, driven by public accidents
 - 21% volume above 5 year average, SAIDI 39% above 5 yr avg
 - SAIDI 1.8 mins worse than 5 year average for public accidents
 - Vegetation 4% worse than 5 year average

2021 Variance Drivers REDACTED

NON-RESPONSIVE

- SAIDI:

- Appears that more overall public accidents combined with interim actions related to [REDACTED] incident are primary driver for 2021 negative performance.

- DEC [REDACTED]
- DEO [REDACTED]
- DEI [REDACTED]

2021	Reliability SAIDI	Target SAIDI	YTD Mins off target
January	7.2	8.7	-1.5
February	8.8	7.1	1.7
March	9.8	7.5	2.3
Grand Total	25.8	23.3	2.4

2021	Reliability SAIDI	Target SAIDI	YTD Mins off target
Duke Energy Carolinas	[REDACTED]	[REDACTED]	[REDACTED]
Duke Energy Florida	16.4	15.7	0.7
Duke Energy Indiana	[REDACTED]	[REDACTED]	[REDACTED]
Duke Energy Kentucky	[REDACTED]	[REDACTED]	[REDACTED]
Duke Energy Ohio	[REDACTED]	[REDACTED]	[REDACTED]
Duke Energy Progress	[REDACTED]	[REDACTED]	[REDACTED]
Grand Total	25.8	23.3	2.4

20240025-OPCPOD9-00018379

2021 YE Projections

REDACTED

NON-RESPONSIVE

- SAIDI:
 - YE finish of 142 mins projected as of May 1st; YE target 132 mins
 - Based on previous 5 year history, high and low historical range is between 138 and 157 mins
 - 5 year average for 2021 is 147 minutes
 - Max “payout” is 102 mins, Min is 155.

- CAIDI:
 - Currently projecting a system YE of 122 minutes (YE target 120). At regional level:
 - Carolinas: [REDACTED]
 - Florida: Projection of 85 mins, target of 87 mins
 - Midwest: [REDACTED]

Ongoing Actions

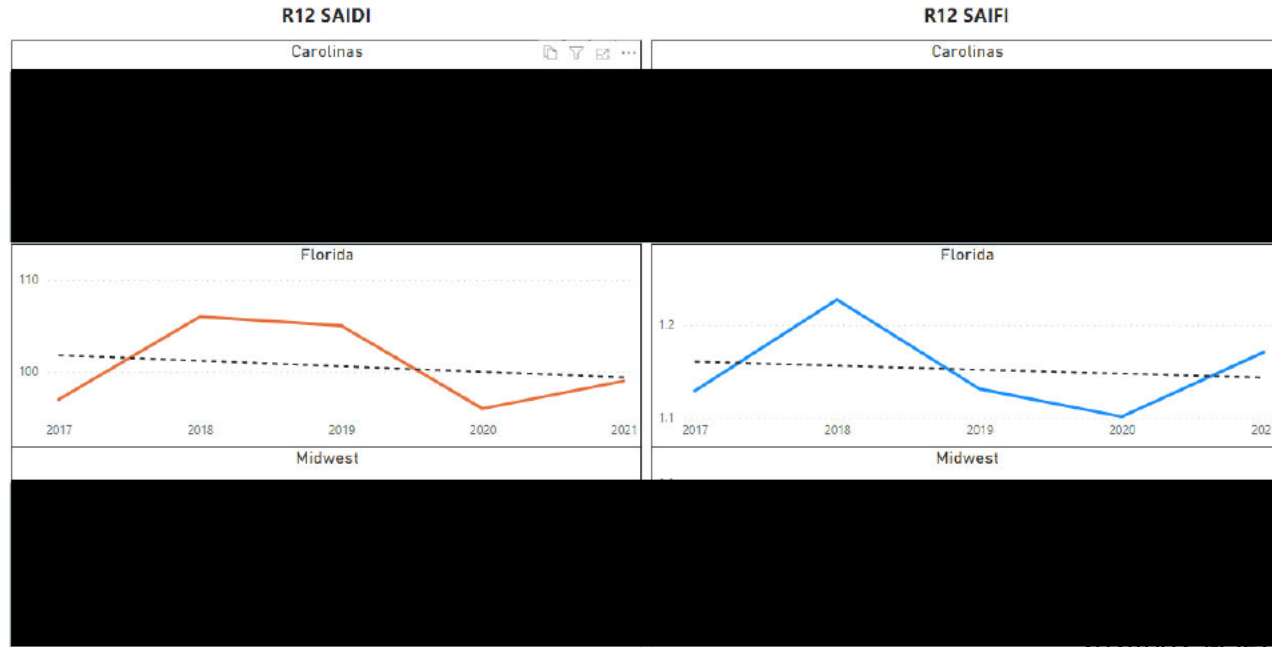
REDACTED

NON-RESPONSIVE

- Current Discussion:

- [REDACTED] DEC

- Reliability Dashboard (link: [Reliability Dashboard - Power BI](#))


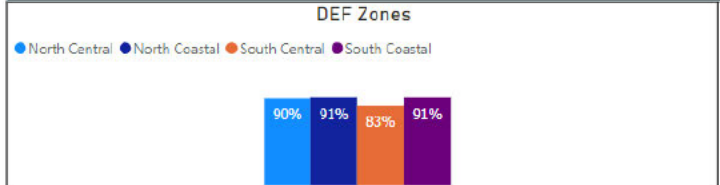
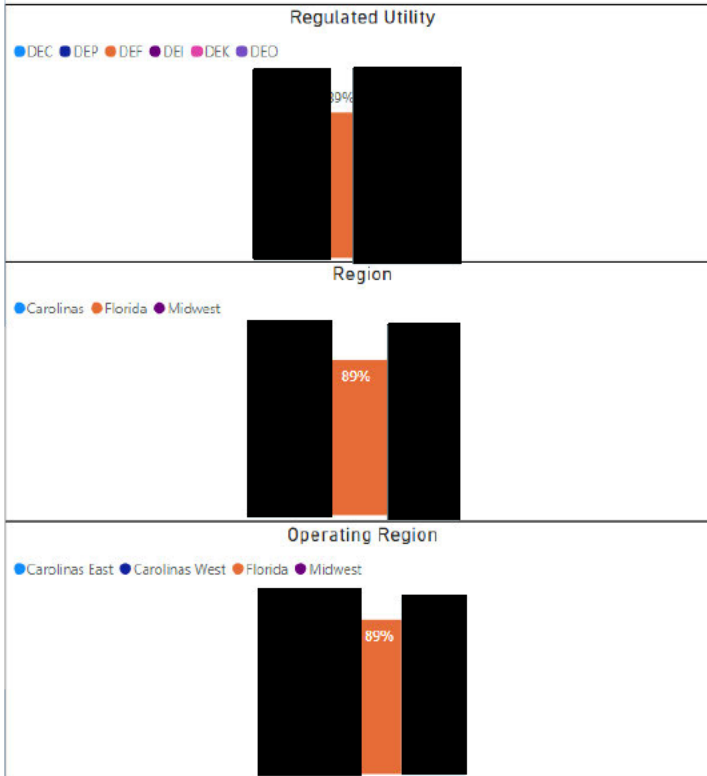


Reliability Dashboard Highlights

REDACTED

NON-RESPONSIVE

What is the Average Percent of Self-Healing/SOG Circuit Availability?

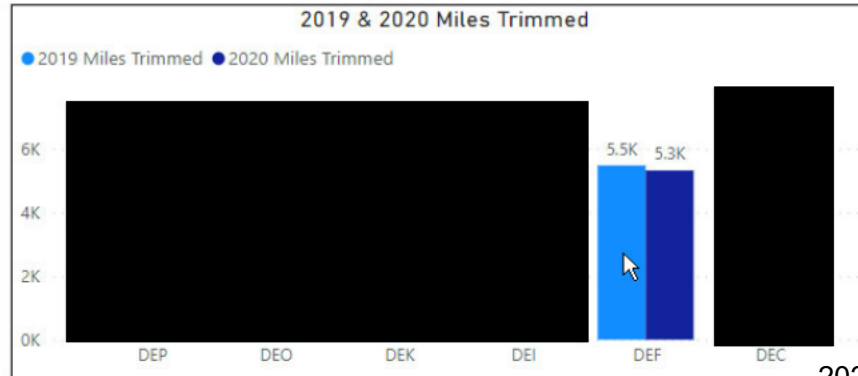


Reliability Dashboard Highlights

REDACTED

NON-RESPONSIVE

Hazard Trees Removed & Miles Trimmed



DEM – Region Summary Update

NON-RESPONSIVE

REDACTED

- [REDACTED]
- [REDACTED]
- [REDACTED]

DEC/DEP - Region Summary Update

REDACTED

NON-RESPONSIVE

[REDACTED]

Feedback, Discussion & Next Steps

NON-RESPONSIVE

- Look at car hit poles, last 6 months of last year (work with Rel engineers)
- Lessons learned from Ohio [REDACTED]
 - [REDACTED]
 - [REDACTED]
- Leverage the Exec relationship around supply chain hard-to-get items (tripsavers?)
- Modeling issue for SHT/SOG, and will we be able to resolve issue with current volume of automated devices we're putting in? (discussion with Chico?)
- Jason Cutliffe asked about change in customer count affecting MED calc? (Brett to ask Jason)
- Tony Johnson asked about targets and possible adjustments based on customer count changes (need response from Penny about status)

Customer Delivery Reliability Summary

REDACTED

NON-RESPONSIVE

- 2021 YTD Results through June:
 - SAIDI 60.6 minutes (target 64.2 mins)
 - SAIFI 0.515 events (target (0.538))
 - CELID4 6.01% (target 6.03%)
 - R12 CEMI6 1.26% (target 1.55%)
- 2021 June Results:
 - SAIDI 15.2 minutes (target of 17.5 mins)
 - SAIFI .123 events (target of .139 events)
 - CELID4 1.55% (target 1.66%)
- System-level SAIDI ~3 mins better than target, with some outliers:
 - Public accidents 28% above 5-year avg (2.6 mins), with 20% more events
 - DEO [REDACTED]
 - Vegetation 25% better than 5-year average (6.3 mins), with 13% fewer events

CD R12 SAIDI	2018	2019	2020	2021	CD YTD SAIDI	2018	2019	2020	2021
DEC	[REDACTED]	[REDACTED]	[REDACTED]	[REDACTED]	DEC	[REDACTED]	[REDACTED]	[REDACTED]	[REDACTED]
DEF	105	96	98	96	DEF	45	45	44	42
DEI	[REDACTED]	[REDACTED]	[REDACTED]	[REDACTED]	DEI	[REDACTED]	[REDACTED]	[REDACTED]	[REDACTED]
DEK	[REDACTED]	[REDACTED]	[REDACTED]	[REDACTED]	DEK	[REDACTED]	[REDACTED]	[REDACTED]	[REDACTED]
DEO	[REDACTED]	[REDACTED]	[REDACTED]	[REDACTED]	DEO	[REDACTED]	[REDACTED]	[REDACTED]	[REDACTED]
DEP	[REDACTED]	[REDACTED]	[REDACTED]	[REDACTED]	DEP	[REDACTED]	[REDACTED]	[REDACTED]	[REDACTED]
Grand Total	157	136	140	135	Grand Total	73	69	66	61

Transmission R12 SAIDI	2018	2019	2020	2021	Transmission YTD SAIDI	2018	2019	2020	2021
DEC	[REDACTED]	[REDACTED]	[REDACTED]	[REDACTED]	DEC	[REDACTED]	[REDACTED]	[REDACTED]	[REDACTED]
DEF	8.6	8.9	8.1	8.0	DEF	3.9	3.6	3.8	3.7
DEI	[REDACTED]	[REDACTED]	[REDACTED]	[REDACTED]	DEI	[REDACTED]	[REDACTED]	[REDACTED]	[REDACTED]
DEK	[REDACTED]	[REDACTED]	[REDACTED]	[REDACTED]	DEK	[REDACTED]	[REDACTED]	[REDACTED]	[REDACTED]
DEO	[REDACTED]	[REDACTED]	[REDACTED]	[REDACTED]	DEO	[REDACTED]	[REDACTED]	[REDACTED]	[REDACTED]
DEP	[REDACTED]	[REDACTED]	[REDACTED]	[REDACTED]	DEP	[REDACTED]	[REDACTED]	[REDACTED]	[REDACTED]
Grand Total	16.5	14.3	16.4	14.7	Grand Total	7.8	7.4	7.1	5.3

20240025-OPCPOD9-00018390

2021 YE Projections

REDACTED

NON-RESPONSIVE

SAIDI:

- YE finish of 131 mins projected as of Q2 (YE target 132 mins)
 - Based on previous 5-year history, high and low historical range is between 128 and 145 mins
 - 5-year average for 2021 is 147 minutes
 - Max "payout" is 102 mins, Min is 155.

CAIDI:

- Currently projecting a system YE of 119 mins (YE target 120). At regional level:
 - Carolinas: [REDACTED]
 - Florida: Projection of 89 mins, target of 87 mins
 - Midwest: [REDACTED]

Customer Count issue:

Region/Regulated Utility	Customers Served Impact	June YTD SAIDI Impact	June YTD Actual SAIDI	2021 Approved YE Targets	Estimated 2021 YE Target w/ Cust Served Impact	Current 2021 Projected YE SAIDI
Carolinas	[REDACTED]					
Duke Energy Carolinas	[REDACTED]					
Duke Energy Progress	[REDACTED]					
Florida	NA		42	91	91	92
Duke Energy Florida			42	91	91	92
Midwest	[REDACTED]					
Duke Energy Indiana	[REDACTED]					
Duke Energy Kentucky	[REDACTED]					
Duke Energy Ohio	[REDACTED]					
Duke Energy	(187,228)	1.4	61	132	135	131

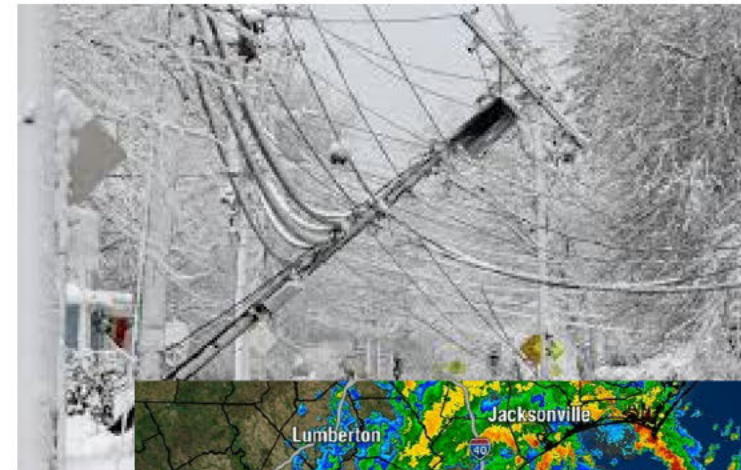
25-OPCPOD9-00018391

Weather Megatrends by Duke Jurisdiction

NON-RESPONSIVE

Billion Dollar Weather Events By State from 1980 thru 2021 YTD

- Florida: 66 billion \$ event strikes
- South Carolina: [REDACTED]
- North Carolina: [REDACTED]
- Ohio: [REDACTED]
- Kentucky: [REDACTED]
- Indiana: [REDACTED]



MED REGION	2017	2018	2019	2020	2021	% chg.	% chg./yr.
Carolinas East	[REDACTED]	[REDACTED]	[REDACTED]	[REDACTED]	[REDACTED]	[REDACTED]	[REDACTED]
Carolinas West	[REDACTED]	[REDACTED]	[REDACTED]	[REDACTED]	[REDACTED]	[REDACTED]	[REDACTED]
Ohio-Kentucky	[REDACTED]	[REDACTED]	[REDACTED]	[REDACTED]	[REDACTED]	[REDACTED]	[REDACTED]
Indiana	[REDACTED]	[REDACTED]	[REDACTED]	[REDACTED]	[REDACTED]	[REDACTED]	[REDACTED]
Florida	1.9918	1.9885	2.1151	2.1754	2.2747	14.2%	2.8%

20240025-OPCPOD9-00018393

2021 Midwest Variance Drivers

NON-RESPONSIVE

- SAIDI:

- DEO [REDACTED]

2021 (Thru 6/30)	Reliability SAIDI	Target SAIDI	YTD Mins off target	SAIDI contribution from significant* days
Duke Energy Carolinas	[REDACTED]	[REDACTED]	[REDACTED]	[REDACTED]
Duke Energy Florida	41.9	42.5	-0.6	4.3
Duke Energy Indiana	[REDACTED]	[REDACTED]	[REDACTED]	[REDACTED]
Duke Energy Kentucky	[REDACTED]	[REDACTED]	[REDACTED]	[REDACTED]
Duke Energy Ohio	[REDACTED]	[REDACTED]	[REDACTED]	[REDACTED]
Duke Energy Progress	[REDACTED]	[REDACTED]	[REDACTED]	[REDACTED]
Grand Total	60.6	64.2	-3.6	[REDACTED]


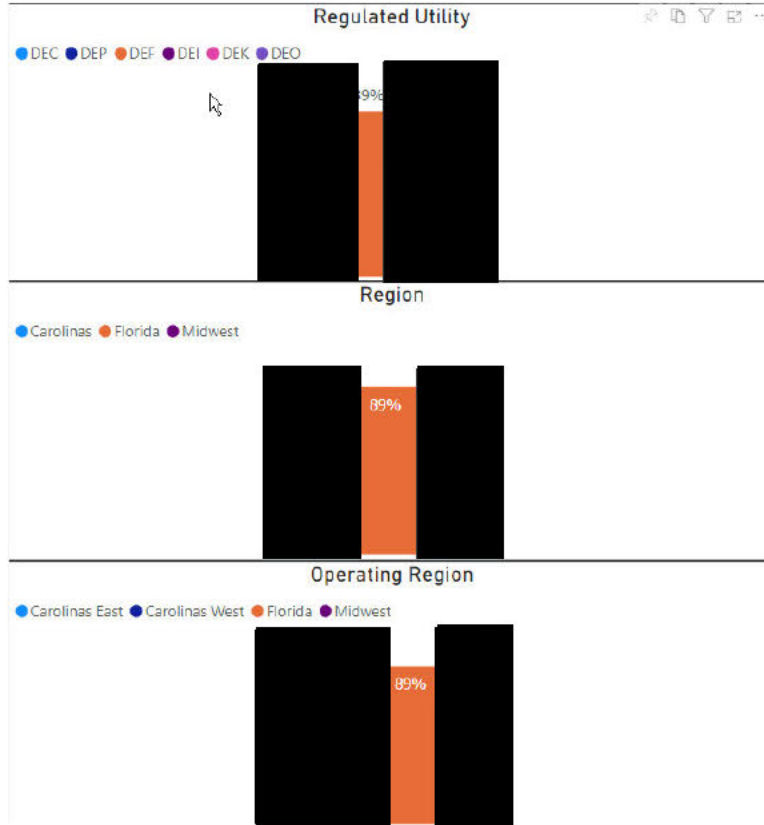
*represents days where SAIDI > 50% of MED threshold

Self-Healing/SOG Availability

REDACTED


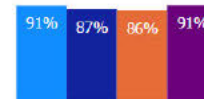
NON-RESPONSIVE

What is the Average Percent of Self-Healing/SOG Circuit Availability?



DEF Zones

Legend: North Central, North Coastal, South Central, South Coastal



Weather Megatrends by Duke Jurisdiction REDACTED

Billion Dollar Weather Events By State from 1980-2021

- Florida: 70 billion \$ event strikes
- South Carolina: [REDACTED]
- North Carolina: [REDACTED]
- Ohio: [REDACTED]
- Kentucky: [REDACTED]
- Indiana: [REDACTED]



MED REGION	2017	2018	2019	2020	2021	2022	Avg % annual change	2021 to 2022 YoY change
[REDACTED]	[REDACTED]	[REDACTED]	[REDACTED]	[REDACTED]	[REDACTED]	[REDACTED]	[REDACTED]	[REDACTED]
Florida	1.9918	1.9885	2.1151	2.1754	2.2747	1.9367	0.90%	-14.9%

20240025-OPCPOD9-00018398

Customer Delivery Reliability Summary

REDACTED

NON-RESPONSIVE

- 2021 Year-End Results:
 - SAIDI 126 minutes (target 132 mins)
 - SAIFI 1.06 events (target 1.10 events)
 - R12 CEM16 1.15% (target 1.33%)

- 2022 January Results:
 - SAIDI 9.6 minutes (target 8.2 mins)
 - SAIFI 0.08 events (target 0.07 events)
 - Primary driver in January appeared to be the increase in storm days vs historical, particularly vs Jan 2021
 - Equipment Failure 17% above 5-year avg (0.5 mins), with 8% more events

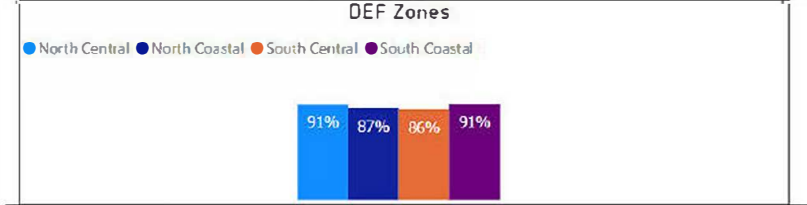
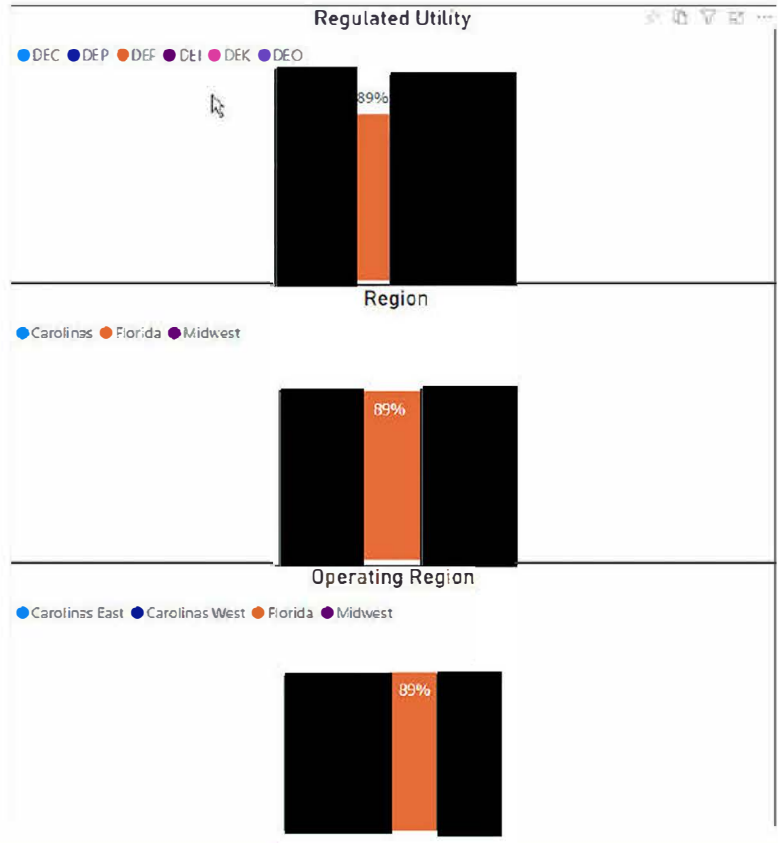
CD Year-End SAIDI	2018	2019	2020	2021	R12 2022
DEC					
DEF	111	98	98	90	94
DEI					
DEK					
DEO					
DEP					
Grand Total	164	139	138	126	128
Transmission Year-End SAIDI	2018	2019	2020	2021	R12 2022
DEC					
DEF	9	9	8	8	6
DEI					
DEK					
DEO					
DEP					
Grand Total	16	14	16	11	11

Self-Healing/SOG Availability – 2Q - 2021

REDACTED

NON-RESPONSIVE

What is the Average Percent of Self-Healing/SOG Circuit Availability?


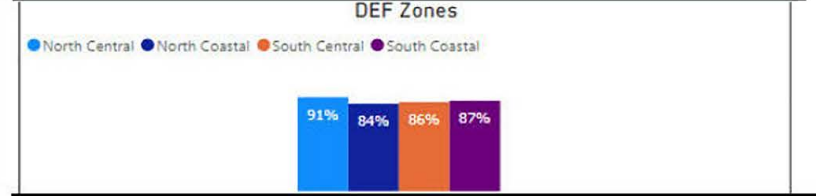
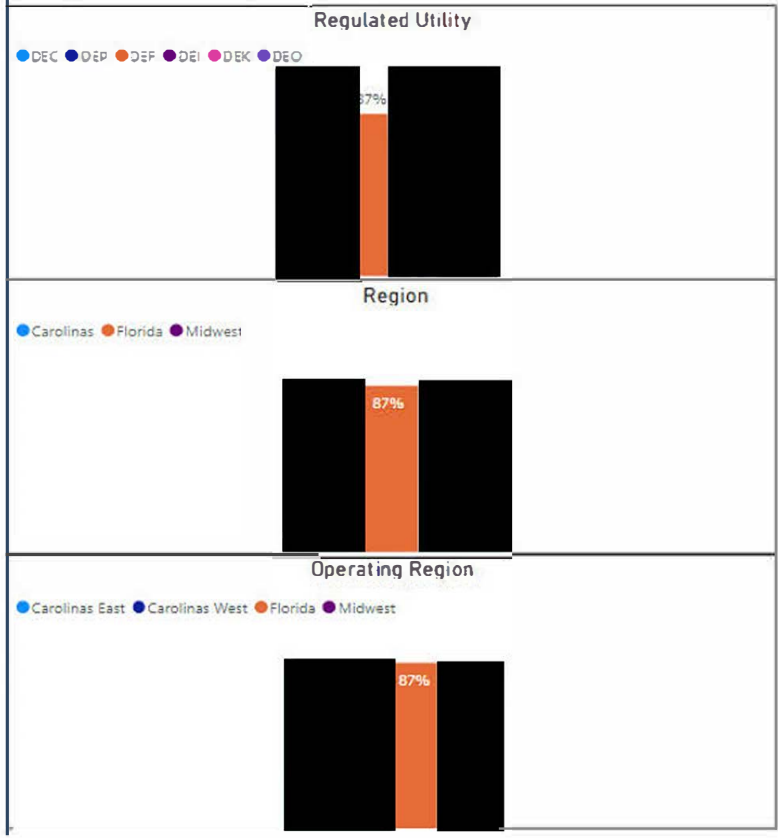


Self-Healing/SOG Availability – 3Q - 2021

REDACTED

NON-RESPONSIVE


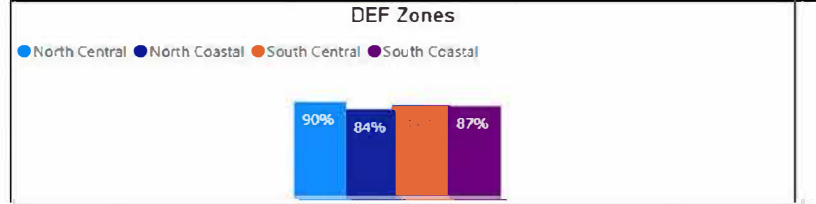

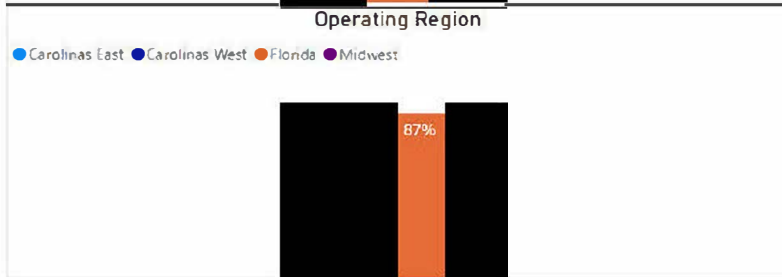
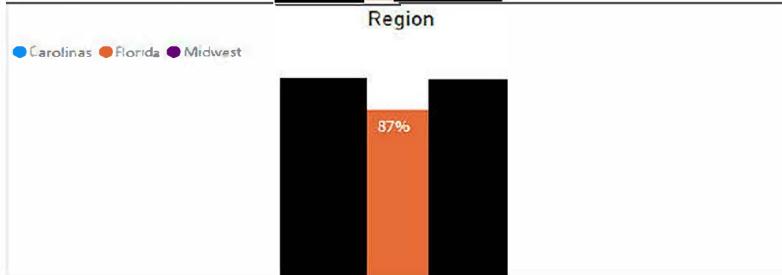
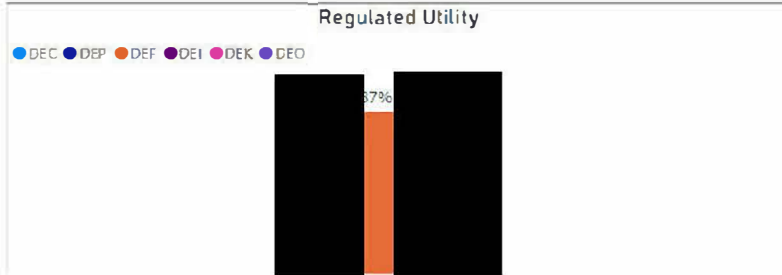
What is the Average Percent of Self-Healing/SOG Circuit Availability?



Self-Healing/SOG Availability – Year-End - 2021

REDACTED

What is the Average Percent of Self-Healing/SOG Circuit Availability?


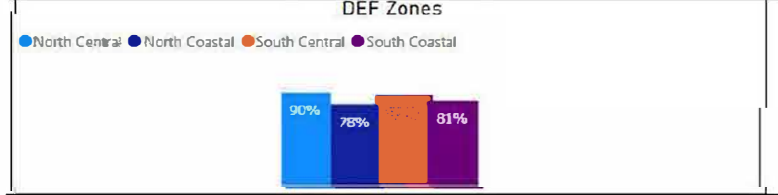
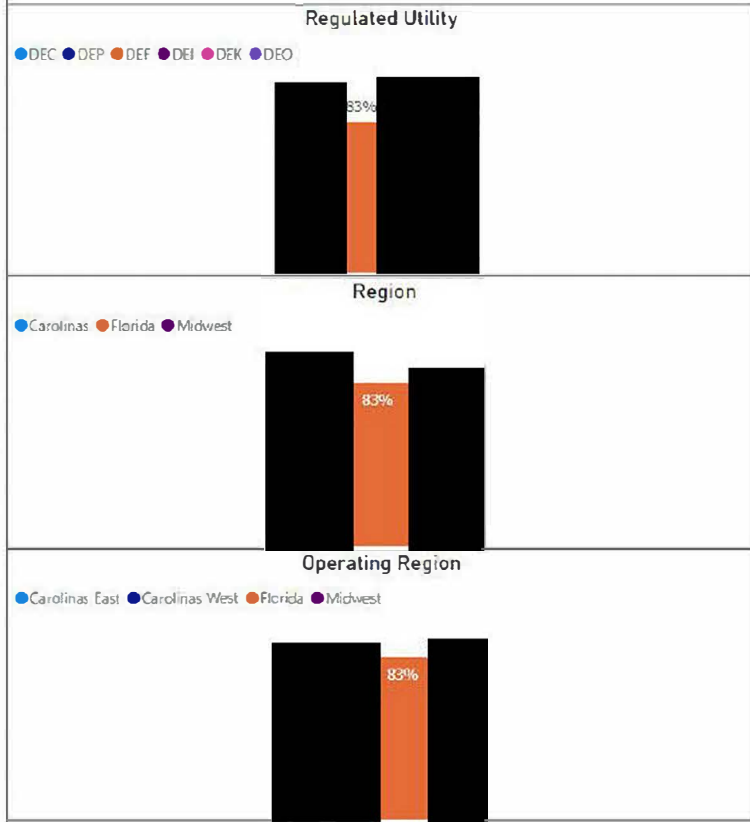


Self-Healing/SOG Availability – Jan 2022

REDACTED

NON-RESPONSIVE

What is the Average Percent of Self-Healing/SOG Circuit Availability in 2022?



DEM – Region Summary Update

NON-RESPONSIVE

REDACTED

- [REDACTED]

- [REDACTED]

- [REDACTED]


REDACTED

CD 2Q Reliability Review

July 20th, 2022

Weather Megatrends by Duke Jurisdiction REDACTED

Billion Dollar Weather Events By State from 1980-2021



MED REGION	2017	2018	2019	2020	2021	2022	Avg % annual change	2021 to 2022 YoY change
Carolinas East	[REDACTED]							
Carolinas West	[REDACTED]							
Ohio-Kentucky	[REDACTED]							
Indiana	[REDACTED]							
Florida	1.9918	1.9885	2.1151	2.1754	2.2747	1.9367	0.90%	-14.9%

20240025-OPCPOD9-00018410

Customer Delivery Reliability Summary

REDACTED

NON-RESPONSIVE

- June 2022:
 - R12 SAIDI - 135 minutes (target 127 mins)
 - YTD SAIDI - 69 minutes (target 61 mins)

- June Reliability
 - 2022 has been a challenging year based on an 11% increase in storm days over the 5-year average through Q2 (83% increase over 2021 YTD). These increased storm days have driven a rise in vegetation and storm related outages.
 - 2022 is 9 mins worse than last year thru Q2 (~80M CMI)

- Equipment Failure trends noted from investigations:
 - Arrester failures
 - Mitigation strategy: Arrester Station Retrofit programs
 - UG Primary failures
 - Mitigation strategy: UG Cable commissioning
 - Lindsey sensor failures
 - Mitigation strategy: Manufacturer changes per recommendations from Standards & Reliability

CD Year-End SAIDI	2018	2019	2020	2021	R12 2022
DEC	█	█	█	█	█
DEF	111	98	98	90	94
DEI	█	█	█	█	█
DEK	█	█	█	█	█
DEO	1	█	█	█	█
DEP	█	█	█	█	█
Grand Total	164	139	138	126	135

Transmission Year-End SAIDI	2018	2019	2020	2021	R12 2022
DEC	█	█	█	█	█
DEF	9	9	8	8	3
DEI	█	█	█	█	█
DEK	█	█	█	█	█
DEO	█	█	█	█	█
DEP	█	█	█	█	█
Grand Total	16	14	16	11	11

20240025-OPCPOD9-00018411

2022 - Projections

REDACTED

NON-RESPONSIVE

■ SAIDI:

- YE finish of 140 mins projected as of 7/5
(YE target 126 mins)
 - Based on previous 5-year history, high and low expected range is between 134 and 156 mins for YTD actuals + remaining months
 - 5-year average for 2022 is 143 minutes
 - Target Range is between 113 mins (max) and 140 mins (min).

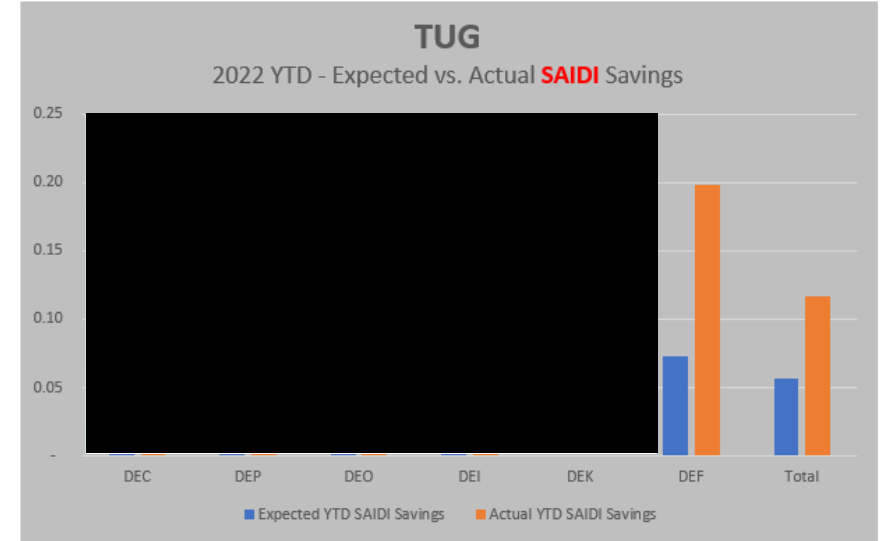
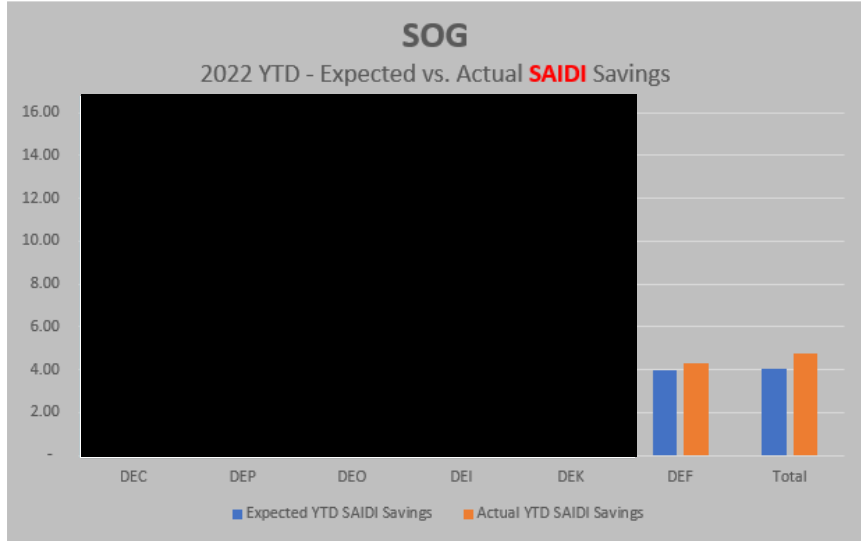
■ CAIDI:

- Currently projecting a system YE of 121 mins
(YE target 119). At regional level:
 - Carolinas: [REDACTED]
 - Florida: Projection of 88 mins, target of 90 mins
 - Midwest: [REDACTED]

Reliability Value of Grid Upgrades

REDACTED

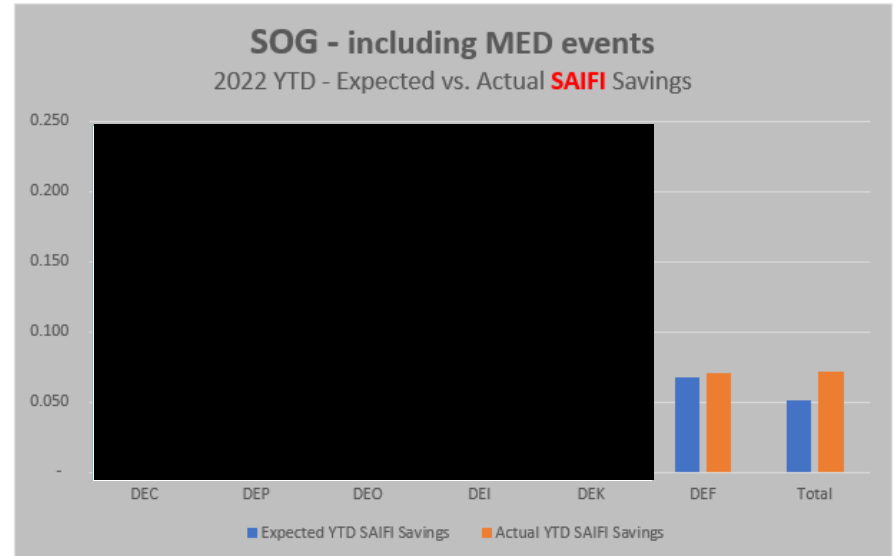
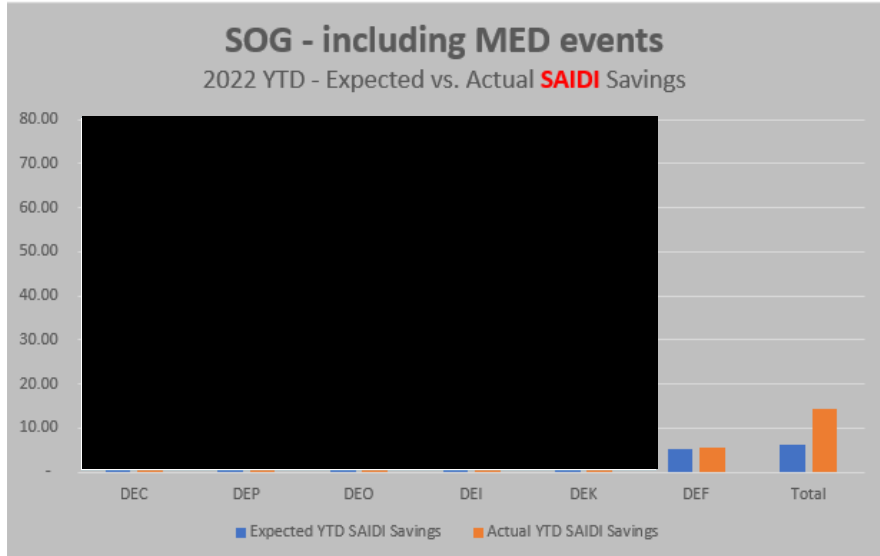
NON-RESPONSIVE



*ALD (Tripsavers) benefits capture is still being developed

Automation savings – including **REDACTED** MEDs

NON-RESPONSIVE



Regional Focus and Challenges **REDACTED**

NON-RESPONSIVE

- Regional activities:
 - Reliability Focus Team – All regions have working groups to identify reliability issues and implement actions
 - Automated equipment:
 - Focus on keeping existing teams/circuits online
 - Implementation and execution of work plans for new teams/circuits
 - [REDACTED]
 - Future plans to drive improvements:
 - [REDACTED] (DEI), [REDACTED] (DEO), SPP (FL), [REDACTED] (NC), [REDACTED] (SC)
 - Vegetation
 - Hazard Tree mitigation, maintenance trimming

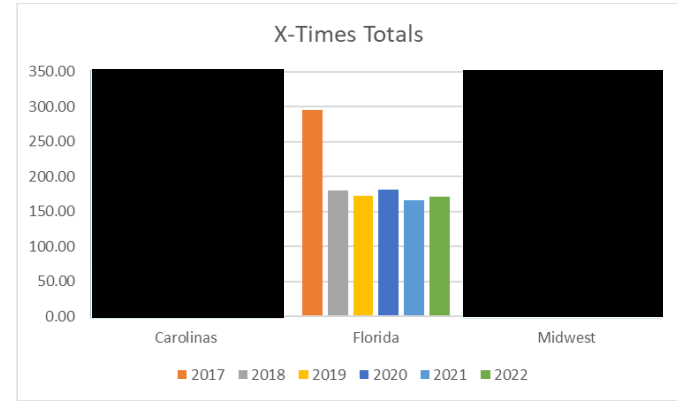
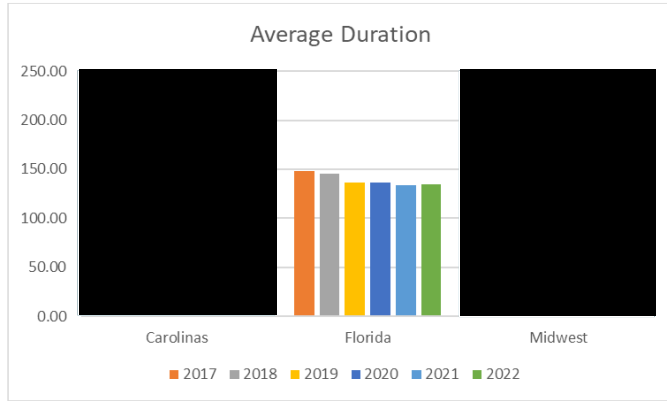
- Challenges:
 - Weather
 - 6% increase in volume of overall outages in 2022 vs 5-year avg
 - Vehicle accidents
 - 25% increase in volume of outages comparing 2021/2022 vs pre-COVID (from ~4000 to 5000 events)
 - Resources/Material shortages:
 - Short-term execution challenges

20240025-OPCPOD9-00018415

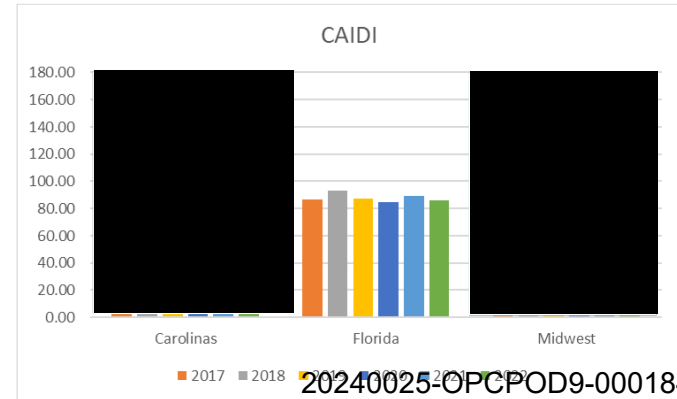
Outage Durations

REDACTED

NON-RESPONSIVE



- There is a correlation between Average Duration, X-Times and CAIDI.
- X-times data does not appear to illustrate regional benefits of one area vs another
 - The data issues previously noted are illustrated with DEF data
- Possible solution:
 - Need to identify key milestones of an outage
 - Automation of the process of capturing those milestone timestamps
 - Would likely require a project to follow ADMS implementation


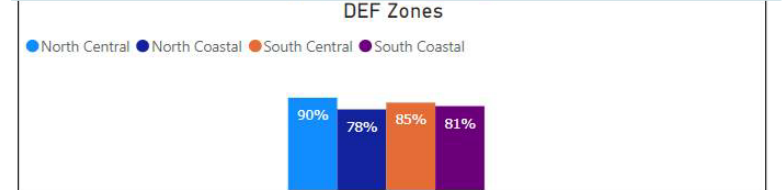
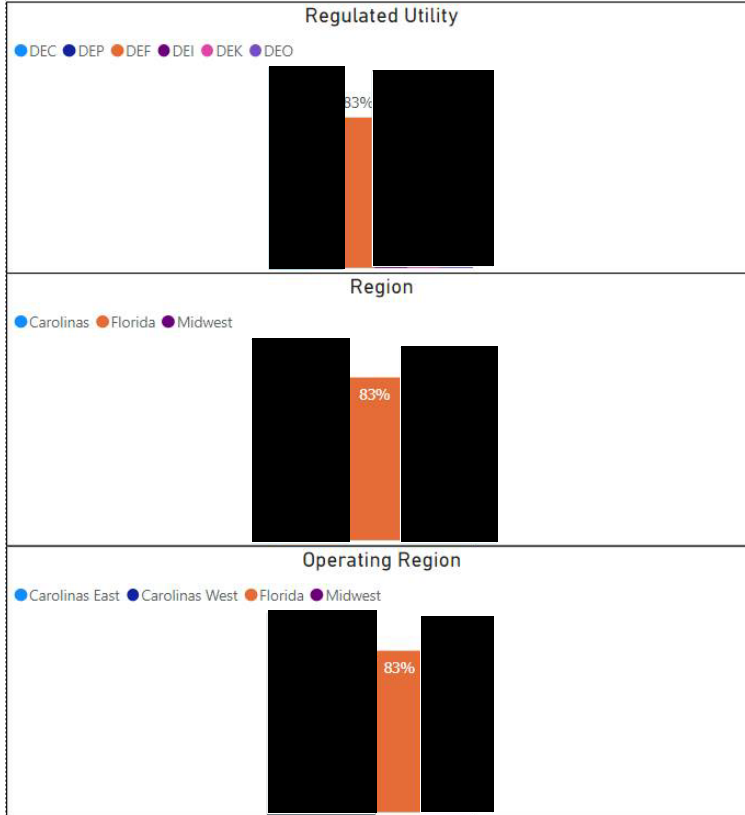


Self-Healing/SOG Availability – Jan 2022

REDACTED

NON-RESPONSIVE

What is the Average Percent of Self-Healing/SOG Circuit Availability in 2022?


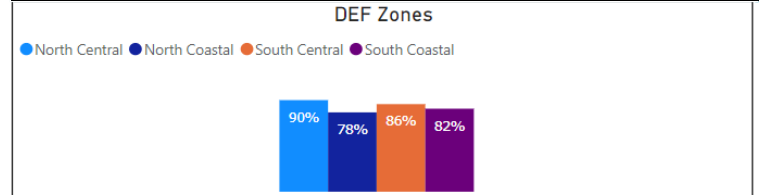

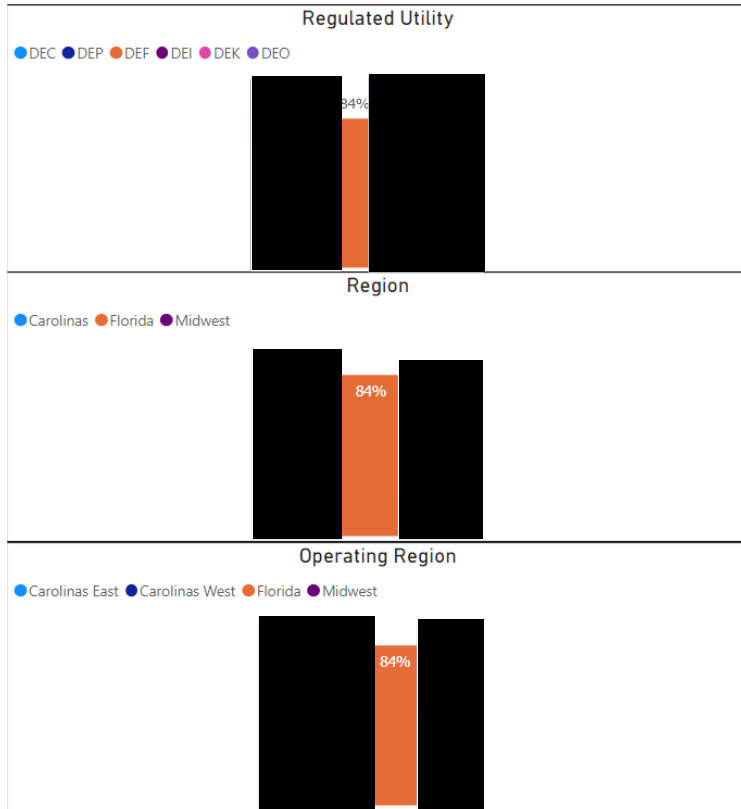


Self-Healing/SOG Availability – June 2022

REDACTED

NON-RESPONSIVE

What is the Average Percent of Self-Healing/SOG Circuit Availability in 2022?



Rolling 24hr threshold example REDACTED

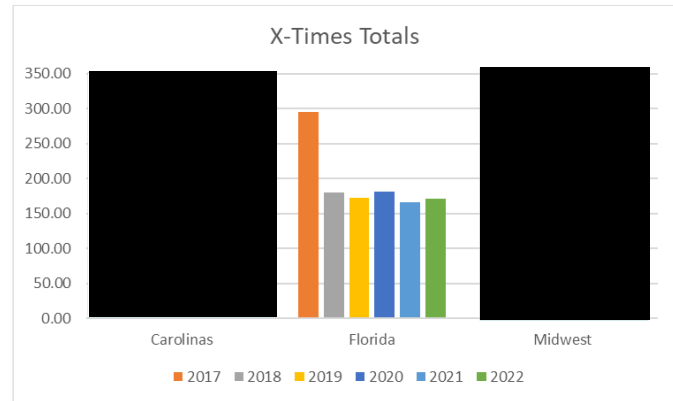
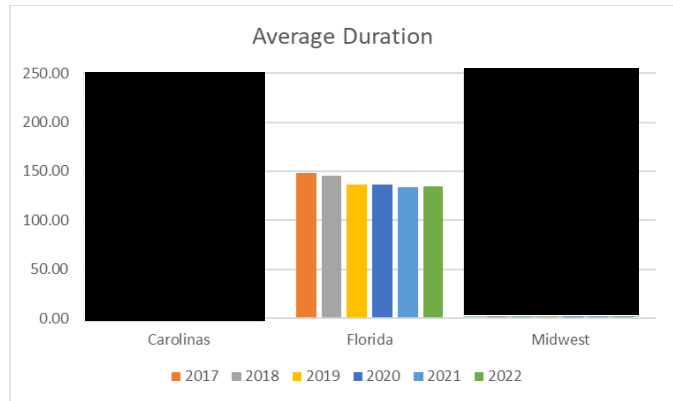
NON-RESPONSIVE

Date	HourOfDay	Reliability SAIDI
2/3/2022	0	0.05
	1	0.12
	2	0.00
	3	
	4	
	5	0.00
	6	0.01
	7	0.15
	8	0.01
	9	0.06
	10	0.03
	11	0.00
	12	0.00
	13	0.00
	14	0.38
	15	0.07
	16	0.75
	17	0.07
	18	2.70
	19	1.07
	20	0.15
	21	0.20
	22	1.47
	23	0.41
2/4/2022	0	0.00
	1	0.24
	2	0.00
	3	
	4	
	5	0.00
	6	0.51
	7	0.00
	8	0.75
	9	0.00
	10	0.00
	11	0.00
	12	
	13	0.30
14	0.00	
15	0.02	
16	0.02	
17	0.00	
18	0.00	
19	0.00	
20	0.01	
21		
22		
23		

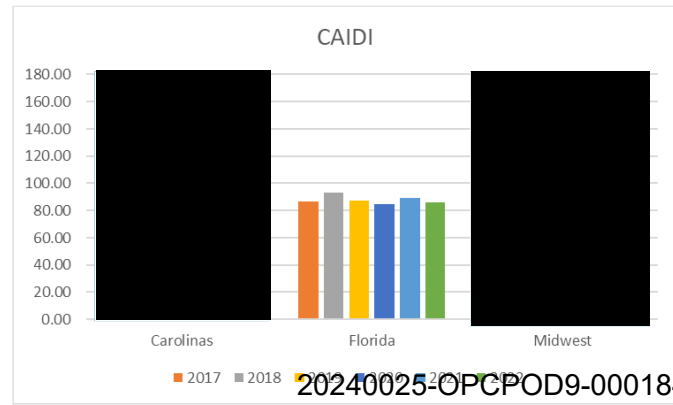
Outage Durations

REDACTED

NON-RESPONSIVE



- There is a correlation between Average Duration, X-Times and CAIDI.
- X-times data does not appear to illustrate regional benefits of one area vs another
 - The data issues previously noted are illustrated with DEF data
- Possible solution:
 - Need to identify key milestones of an outage
 - Automation of the process of capturing those milestone timestamps
 - Would likely require a project to follow ADMS implementation



20240025-OPCPOD9-00018427

Carolinas CAIDI by Device

REDACTED


NON-RESPONSIVE



Midwest CAIDI by Device

REDACTED

NON-RESPONSIVE



2022 – Projections (as of Aug 15) REDACTED

NON-RESPONSIVE

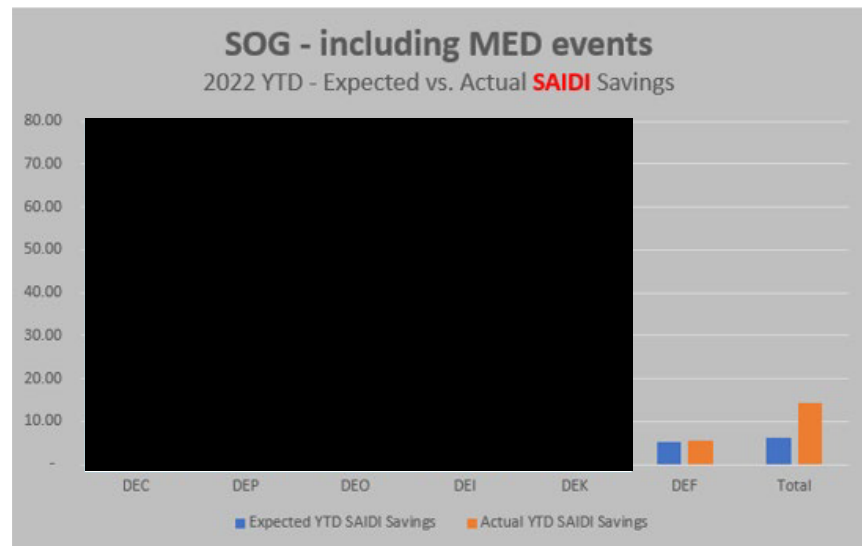
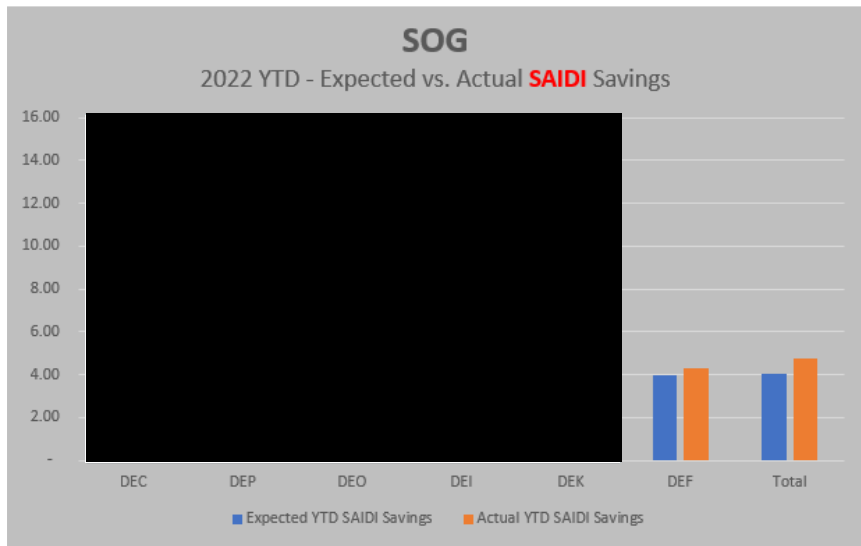
Location	SAIDI				SAIFI		CAIDI	
	Best Case	Worst Case	Projection	YE Target	Projection	YE Target	Projection	YE Target
DEC	████	████	████	████	████	████	████	████
DEF	98.9	109.4	102.2	87.5	1.17	0.97	87.4	90.2
DEI	████	████	████	████	████	████	████	████
DEK	████	████	████	████	████	████	████	████
DEO	████	████	████	████	████	████	████	████
DEP	████	████	████	████	████	████	████	████
Carolinas	████	████	████	████	████	████	████	████
Midwest	████	████	████	████	████	████	████	████
DUKE ENERGY	143.9	160.0	150.0	126.3	1.21	1.06	123.7	118.8

Midwest – Region Summary Update **REDACTED** NON-RESPONSIVE

- [REDACTED]
- [REDACTED]
- [REDACTED]



Reliability Value of Grid Automation REDACTED NON-RESPONSIVE

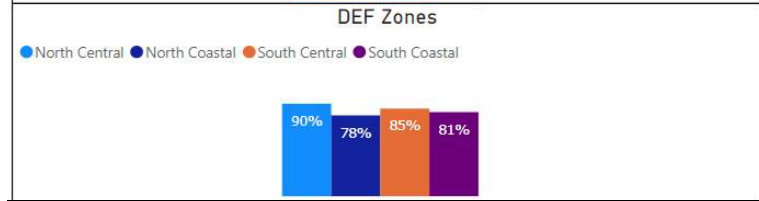
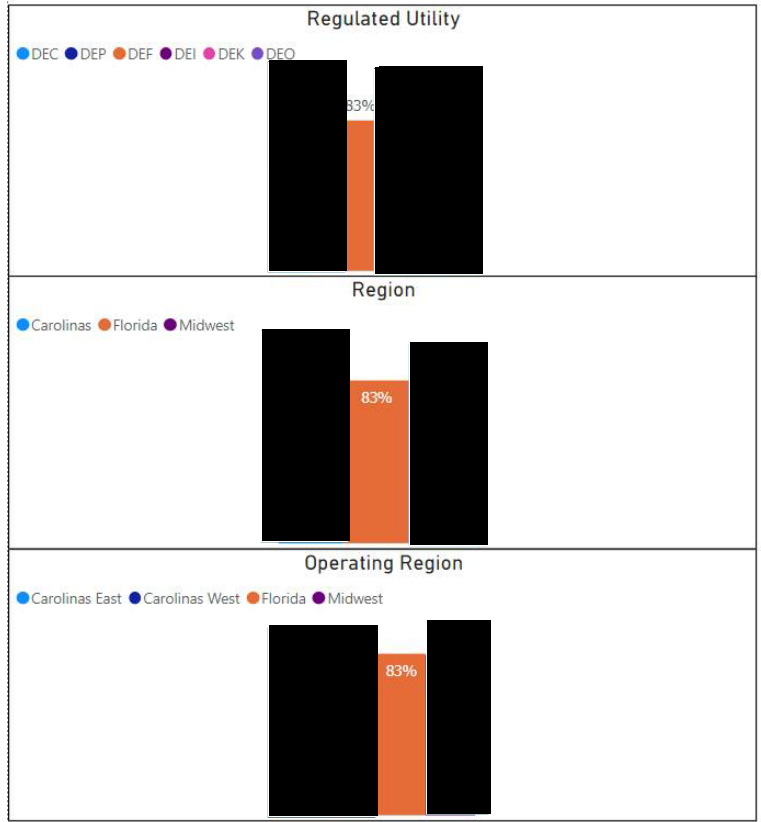


Self-Healing/SOG Availability – Jan 2022

REDACTED

NON-RESPONSIVE

What is the Average Percent of Self-Healing/SOG Circuit Availability in 2022?


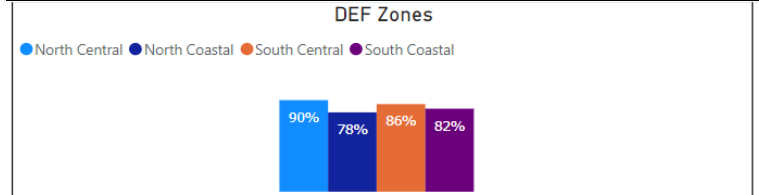

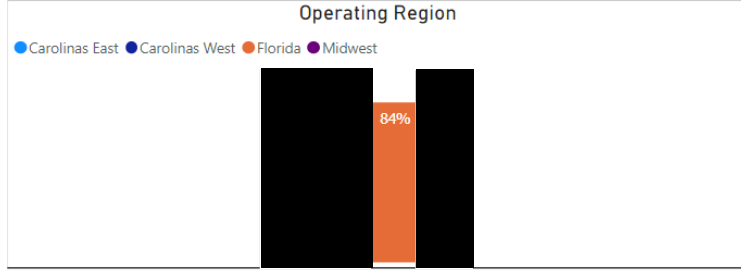
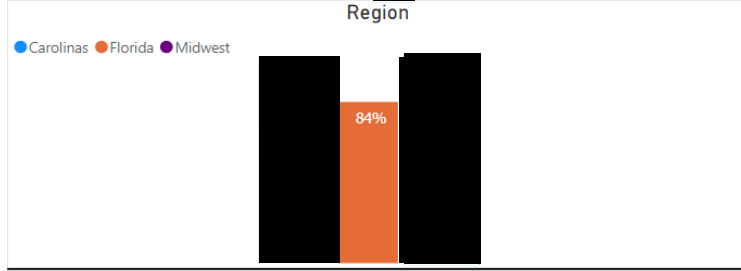
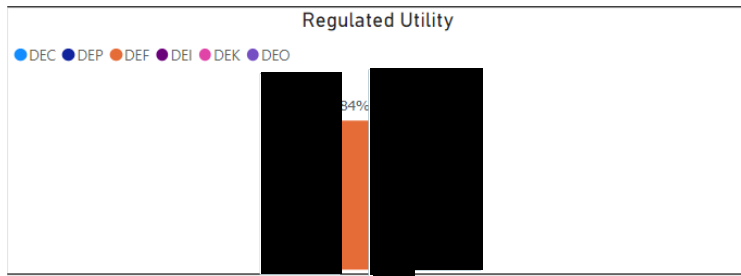


Self-Healing/SOG Availability – June 2022

REDACTED

NON-RESPONSIVE

What is the Average Percent of Self-Healing/SOG Circuit Availability in 2022?


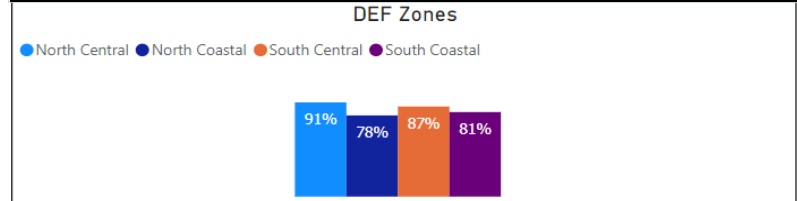

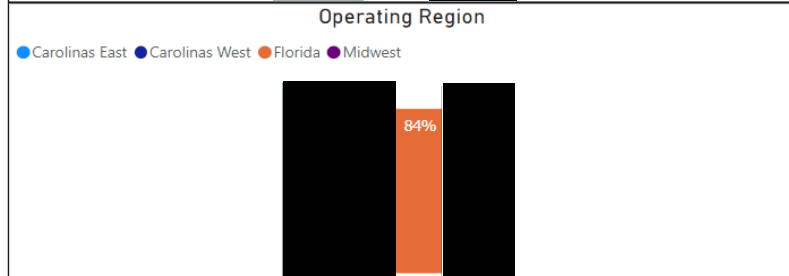
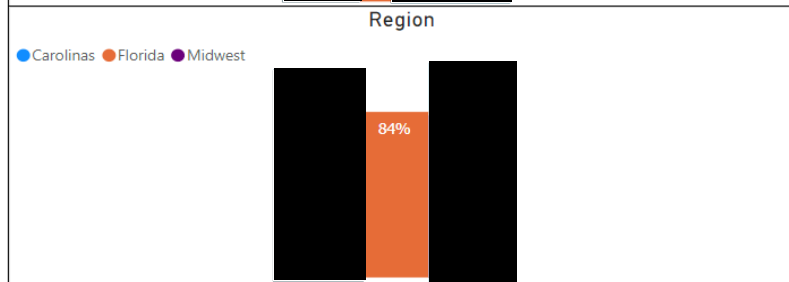
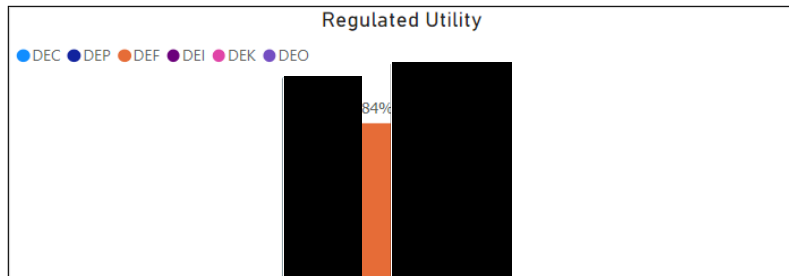


Self-Healing/SOG Availability – July 2022

REDACTED

NON-RESPONSIVE

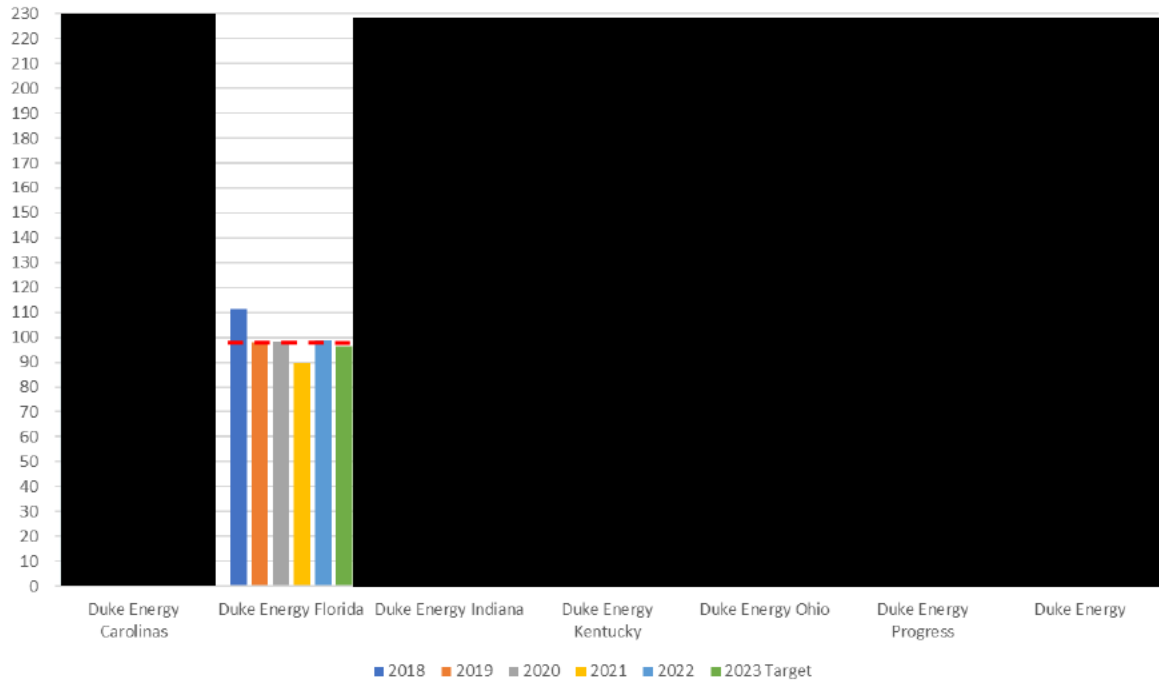
What is the Average Percent of Self-Healing/SOG Circuit Availability in 2022?



2023 Targets vs Historical

REDACTED

2023 Target vs 5 Yr SAIDI History




NON-RESPONSIVE

Jurisdiction	SAIDI					
	2018	2019	2020	2021	2022	2023
Duke Energy Carolinas	REDACTED	REDACTED	REDACTED	REDACTED	REDACTED	REDACTED
Duke Energy Florida	111	98	98	90	99	96
Duke Energy Indiana	REDACTED	REDACTED	REDACTED	REDACTED	REDACTED	REDACTED
Duke Energy Kentucky	REDACTED	REDACTED	REDACTED	REDACTED	REDACTED	REDACTED
Duke Energy Ohio	REDACTED	REDACTED	REDACTED	REDACTED	REDACTED	REDACTED
Duke Energy Progress	REDACTED	REDACTED	REDACTED	REDACTED	REDACTED	REDACTED
Duke Energy	164	140	141	126	144	137

Tripsaver Evaluation – Impact to date

REDACTED

NON-RESPONSIVE



Note:

- DEF data not displayed due to ongoing data issues since ADMS rollout
- DEM data not displayed due to no measurable impact; very few units

20240025-OPCPOD9-00018446

Evaluation of Outages Beyond REDACTED Control

NON-RESPONSIVE

RU	% Over Outage Count Expectation					CMI Exception				
	Public Accident	Planned Work	Hot Line Tags	Transmission	non-MED storm outages	Public Accident	Planned Work	Hot Line Tags	Transmission	non-MED storm outages
Duke Energy Carolinas										
Duke Energy Progress										
Duke Energy Indiana										
Duke Energy Ohio										
Duke Energy Kentucky										
Duke Energy Florida	0%	8%	0%	0%	23%	0	580,578	0	0	3,404,961
Duke Energy	0%	6%	52%	4%	13%	1,427,332	3,246,621	11,025,529	6,335,501	10,308,321

RU	Total CMI Exception	Current SAIDI	SAIDI Exception	SAIDI after Exception
Duke Energy Carolinas				
Duke Energy Progress				
Duke Energy Indiana				
Duke Energy Ohio				
Duke Energy Kentucky				
Duke Energy Florida	3,985,539	98.8	2.1	96.7
Duke Energy	32,343,304	143.9	4.0	139.9

Reliability improvement actions REDACTED

NON-RESPONSIVE

- Scrub outage data – ensure outage accuracy
 - The OTA (Outage Timestamp Accuracy) project uses AMI data to capture actual start/stop times of non-SCADA outages. Completed November of 2022, accounted for approx. 1.1 min SAIDI improvement as a result of improved accuracy.
 - Outage Follow-up and Outage Auditing continues to proceed; 2022 results below

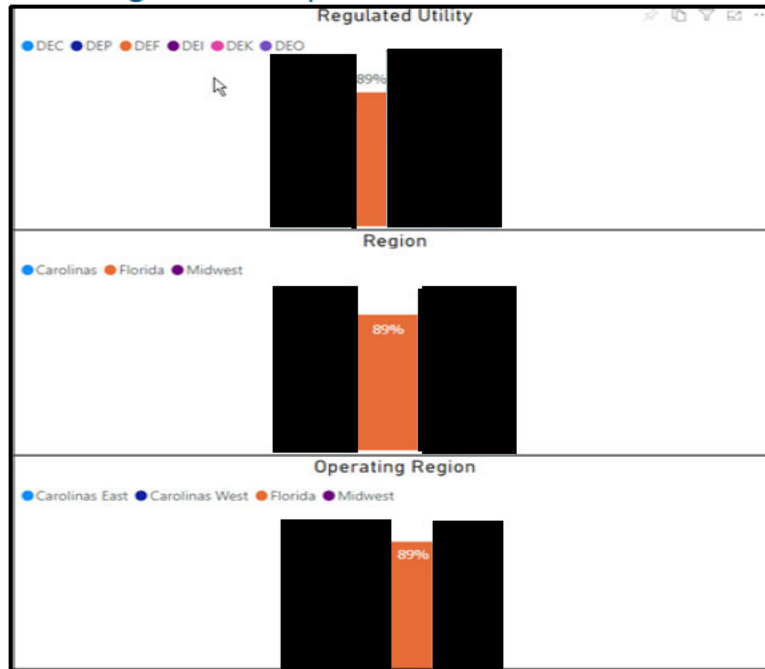
Region	Regulated Utility	CMI (Original)	CMI (Current)	CMI Diff (Current minus Original)	SAIDI Corrections	YE SAIDI	% Corrected
Carolinas							
Florida	Duke Energy Florida	229,128,126	186,819,820	-42,308,306	-22.0	98.8	18%
Midwest							
Duke Enterprise		1,314,793,031	1,166,225,917	-148,567,113	-18.3	143.9	11%

Reliability improvement actions, cont'd

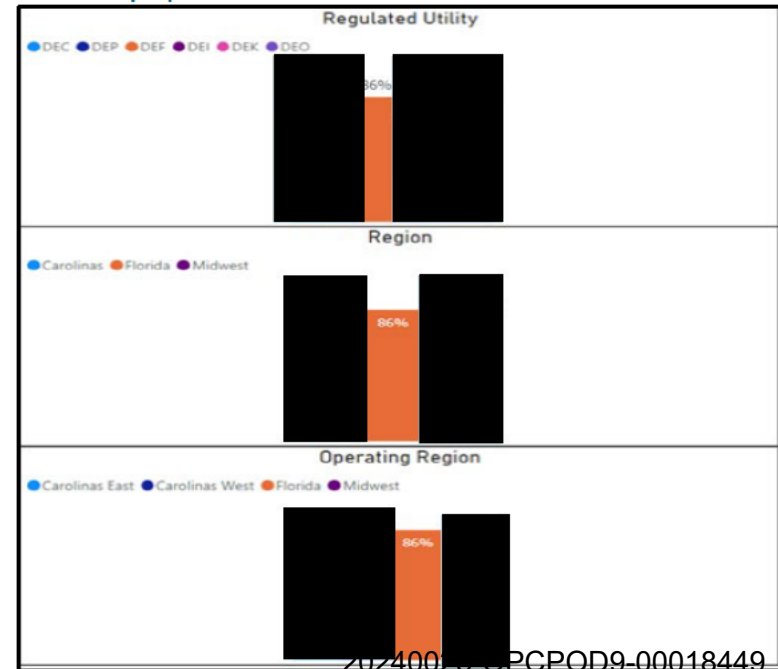
REDACTED

NON-RESPONSIVE

- Optimize disabling automation devices
 - Intentional focus on when a device is disabled and returning the device back to service
 - Grid Management has been leading this effort; it was begun in approx. mid 2021 and has shown significant improvements in out of service Automation equipment



June 2021 results



December 2022 results

707400-PCPOD9-00018449

712 Report – Self-healing benefits

REDACTED

NON-RESPONSIVE



Self-Healing Benefits and Circuit Report

Benefits updated through 12/31/2022
Circuit Health updated through 1/4/2023

Week-Over-Week Benefits (includes MEDs)

Wednesday, December 28, 2022							Wednesday, January 04, 2023							Difference							
Juris	Success	CI Saved	CMI Saved	Failed	CI	CMI	Juris	Success	CI Saved	CMI Saved	Failed	CI	CMI	Juris	Success	CI Saved	CMI Saved	Failed	CI	CMI	
DEC							DEC							DEC							
DEF	560.9	501,696	229,976,918	63.1	69,275	24,679,610	DEF	576.7	513,672	231,014,609	68.3	75,307	25,145,502	DEF	15.8	11,976	1,037,771	5.2	6,032	265,892	
DEI							DEI							DEI							
DEK							DEK							DEK							
DEO							DEO							DEO							
DEP							DEP							DEP							
Total	1,400.0	1,402,982	443,812,100	138.0	169,732	44,052,530	Total	1,500.6	1,505,151	461,173,657	148.4	183,633	44,796,217	Total	100.6	102,169	17,361,557	10.4	13,901	743,687	

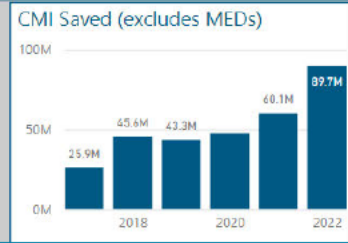
Self-Healing Benefits

Year: 2022 | Month: All | MED: No | State: All | Zone: All | Op Center: All | Platform: All

Successful Operations	CI Saved	CMI Saved	Failed Operations	CI	CMI	Success Rate
853.5	860,168	89,706,434	94.5	121,371	9,876,729	90%

Inception-to-Date Benefits

Successful Operations	CI Saved	CMI Saved	Failed Operations	CI	CMI	Success Rate
3,953.2	4,047,882	375,474,355	339.8	424,091	26,750,790	92%



2022 SAIDI/SAIFI Savings

Juris	SAIDI	SAIFI
DEC		
DEF	9.29	0.1382
DEI		
DEK		
DEO		
DEP		
Total	11.10	0.1065

Current SHT (YFA) Circuit Availability

Juris	Total	Enabled	SOG	Temp	Breaker	Recloser	Extended Disablement	Avail %
DEC								
DEF	665	595	32	24	2	12		89%
DEI								
DEK								
DEO								
DEP								
Total	1,705	1,551	69	34	18	33		

Current Self-Healing Counts

Juris	Teams	YFA Circuits	FISR Circuits
DEC			
DEF	170	665	
DEI			
DEK			
DEO			
DEP			

20240025-OPC-POD9-00018450

Reliability Value of Grid Automation

REDACTED

NON-RESPONSIVE


SOG - excluding MED events

2022 YTD - Expected vs. Actual SAIDI Savings



SOG - including MED events

2022 YTD - Expected vs. Actual SAIDI Savings



DEM – Region Summary Update

REDACTED

NON-RESPONSIVE

- [REDACTED]
- [REDACTED]
- [REDACTED]

Exhibit B

REDACTED
(copy-two-on disc)

- b. Trees outside the right-of-way;
- c. Major storms;
- d. Scheduled outages;
- e. Lightning;
- f. Weather;
- g. Public Interference;
- h. Animals (small and large); and
- i. Equipment failures

Response:

For the state of Florida, we follow the FPSC method of data reporting and exclusions. The requested format for SAIDI and SAIFI by cause code resembles the IEEE method of outage reporting, and this was not the methodology used for Witness Lloyd's testimony and exhibits. Please see <https://www.psc.state.fl.us/distribution-reliability-reports> for FPSC outage reporting provided by DEF annually.

224. **SAIDI/SAIFI.** Does Duke participate in the IEEE Distribution Reliability Working Group? If so, provide the identification of Duke's numbers in the 2022 benchmarking report as well as the 2019, 2020, and 2021 benchmarking reports in searchable and unlocked format.

Response:

REDACTED

Yes, Duke Energy participates in the IEEE Distribution Reliability Working Group. [REDACTED] is DEF's identification number. See attached documents bearing Bates numbers 20240025-OPCROG9-00024081 through 20240025-OPCROG9-00024169 These documents are confidential: redacted versions are attached hereto and unredacted copies have been submitted with the Florida Public Service Commission along with DEF's Notice of Intent to Request Confidential Classification dated May 14, 2024.

225. **Customer Growth.** Each test year DEF has stated they are budgeting for 35,000 new customers. For each year from 2018 through 2023 provide the number of customers connected by year and the cost for new service connects inclusive of all costs in aid of construction. Please provide this in searchable and unlocked format.

REDACTED
DOCUMENTS BEARING BATES NUMBER 20240025-
OPCROG9-00024081 THROUGH 20240025-
OPCROG9-00024169
ARE REDACTED IN THEIR ENTIRETY

REDACTED
DOCUMENTS BEARING BATES NUMBER 20240025-
OPCROG9-00024171
IS REDACTED IN ITS ENTIRETY

REDACTED
DOCUMENTS BEARING BATES NUMBER
20240025-OPCROG9-00024172
IS REDACTED IN ITS ENTIRETY

**DUE TO SIZE, DOCUMENTS BEARING BATES
NUMBER 20240025-OPCROG9-00024173 IS BEING
PROVIDED IN EXCEL FORMAT ONLY**

REDACTED
DOCUMENTS BEARING BATES NUMBER 20240025-
OPCROG9-00024174 THROUGH 20240025-
OPCROG9-00024225
ARE REDACTED IN THEIR ENTIRETY

CITIZENS' NINTH SET OF INTERROGATORIES TO DUKE ENERGYFLORIDA, LLC (NOS. 222-244)

OPC ROG 9-236

	Actual	Actual	Actual	Actual	Projected	REDACTED	REDACTED	REDACTED
	2020	2021	2022	2023	2024	Projected	Projected	Projected
						2025	2026	2027
Outage Investigation Follow-Up Program								
CapEx Spend	\$ 4,762,907	\$ 4,600,277	\$ 6,241,760	\$ 18,107,361	\$ 7,654,356			

DEF Transmission Capital Projects

OPC ROG 9-239 (a.) Planned Capital Projects List		OPC ROG 9-239 (i.) Project Name	OPC ROG 9-239 (ii.) Cost/budget by year <i>Note - All dollars are in CapEx, and reflect annual expenditures</i>				OPC ROG 9-239 (iii.) Purpose	OPC ROG 9-239 (iv.) Miles of Line <i>(when applicable)</i>
Investment Code	Model Name	Investment Name	2024 Budget	2025 Forecast	2026 Forecast	2027 Forecast	Project Justification	Circuit Miles <small>(as recorded in support for OPC ROG 9-182 and 9-183 responses)</small>
F201308			14,220,410	0	0	0		38
F210030			3,915,764	0	0	0		22
F201264			18,242,370	1,891,330	0	0		18
F210024			159,216	0	0	0		n/a
FL2812			2,274,211	0	0	0		3
FL1982			15,922	0	0	0		3
F190243			800,915	0	0	0		5
F210009			195,975	57,360	0	0		n/a
FL2426			2,343,311	19,919	0	0		2
FL2098T2			1,374,234	0	0	0		10

DEF Transmission Capital Projects

OPC ROG 9-239 (a.) Planned Capital Projects List		OPC ROG 9-239 (i.) Project Name	OPC ROG 9-239 (ii.) Cost/budget by year <i>Note - All dollars are in CapEx, and reflect annual expenditures</i>				OPC ROG 9-239 (iii.) Purpose	OPC ROG 9-239 (iv.) Miles of Line <i>(when applicable)</i>
Investment Code	Model Name	Investment Name	2024 Budget	2025 Forecast	2026 Forecast	2027 Forecast	Project Justification	Circuit Miles <small>(as recorded in support for OPC ROG 9-182 and 9-183 responses)</small>
FL2117			57,223,094	51,605,288	14,762,935	0		4
FL2794			6,953	0	0	0		n/a
F180204			0	122	0	0		n/a
F201263			1,674,189	0	0	0		10
FL2516			10,713,302	5,595,053	77,927	0		n/a
FL3030			56,545	26,257	0	0		2
FL2500			11,137,366	4,456,840	0	0		2

DEF Transmission Capital Projects

OPC ROG 9-239 (a.) Planned Capital Projects List		OPC ROG 9-239 (i.) Project Name	OPC ROG 9-239 (ii.) Cost/budget by year <i>Note - All dollars are in CapEx, and reflect annual expenditures</i>				OPC ROG 9-239 (iii.) Purpose	OPC ROG 9-239 (iv.) Miles of Line <i>(when applicable)</i>
Investment Code	Model Name	Investment Name	2024 Budget	2025 Forecast	2026 Forecast	2027 Forecast	Project Justification	Circuit Miles <small>(as recorded in support for OPC ROG 9-182 and 9-183 responses)</small>
F180137			318,646	0	0	0		n/a
F210175			135,053	0	0	0		n/a
F12137			80,178,327	21,377,017	0	0		25/24
F210168			4,269,723	13,023,249	134,965	0		n/a
F190121			602,901	46	0	0		n/a
F210196			1,997,069	4,647,008	7,799,753	4,636		9

DEF Transmission Capital Projects

OPC ROG 9-239 (a.) Planned Capital Projects List		OPC ROG 9-239 (i.) Project Name	OPC ROG 9-239 (ii.) Cost/budget by year <i>Note - All dollars are in CapEx, and reflect annual expenditures</i>				OPC ROG 9-239 (iii.) Purpose	OPC ROG 9-239 (iv.) Miles of Line <i>(when applicable)</i>
Investment Code	Model Name	Investment Name	2024 Budget	2025 Forecast	2026 Forecast	2027 Forecast	Project Justification	Circuit Miles <small>(as recorded in support for OPC ROG 9-182 and 9-183 responses)</small>
F220105			6,452,873	22,907,505	42,423,973	0		36
F180170			2,337,150	78	0	0		n/a
F201333			1,075,950	0	0	0		n/a
F190090			25,493	0	0	0		n/a
F180349			55,232	0	0	0		n/a

DEF Transmission Capital Projects

OPC ROG 9-239 (a.) Planned Capital Projects List		OPC ROG 9-239 (i.) Project Name	OPC ROG 9-239 (ii.) Cost/budget by year <i>Note - All dollars are in CapEx, and reflect annual expenditures</i>				OPC ROG 9-239 (iii.) Purpose	OPC ROG 9-239 (iv.) Miles of Line <i>(when applicable)</i>
Investment Code	Model Name	Investment Name	2024 Budget	2025 Forecast	2026 Forecast	2027 Forecast	Project Justification	Circuit Miles <small>(as recorded in support for OPC ROG 9-182 and 9-183 responses)</small>
F220024			2,647,989	23,607,543	0	0		n/a
F201265			25,480,651	4,297,508	0	0		12
F210202			842,471	8,329,000	265,768	0		6
FLCRR2471			3,481,601	5,600,429	0	0		4
F190124			20	0	0	0		n/a
F201208			127,147	0	0	0		n/a
F210291			6,835,219	0	0	0		n/a

DEF Transmission Capital Projects

OPC ROG 9-239 (a.) Planned Capital Projects List		OPC ROG 9-239 (i.) Project Name	OPC ROG 9-239 (ii.) Cost/budget by year <i>Note - All dollars are in CapEx, and reflect annual expenditures</i>				OPC ROG 9-239 (iii.) Purpose	OPC ROG 9-239 (iv.) Miles of Line <i>(when applicable)</i>
Investment Code	Model Name	Investment Name	2024 Budget	2025 Forecast	2026 Forecast	2027 Forecast	Project Justification	Circuit Miles <small>(as recorded in support for OPC ROG 9-182 and 9-183 responses)</small>
F210199			435,722	942,623	4,457,834	4,789,204		7
F180100			1,824,566	9,354,481	0	0		8
F190001			8,334,640	408	0	0		n/a
F210405			883,994	7,442,956	10,482,782	0		n/a
F171023			6,609,458	0	0	0		n/a
F190205			2,774,596	6,721	0	0		n/a
F190214			3,013,978	21	0	0		n/a

DEF Transmission Capital Projects

OPC ROG 9-239 (a.) Planned Capital Projects List		OPC ROG 9-239 (i.) Project Name	OPC ROG 9-239 (ii.) Cost/budget by year <i>Note - All dollars are in CapEx, and reflect annual expenditures</i>				OPC ROG 9-239 (iii.) Purpose	OPC ROG 9-239 (iv.) Miles of Line <i>(when applicable)</i>
Investment Code	Model Name	Investment Name	2024 Budget	2025 Forecast	2026 Forecast	2027 Forecast	Project Justification	Circuit Miles <small>(as recorded in support for OPC ROG 9-182 and 9-183 responses)</small>
F201119			3,772,239	183	0	0		n/a
F210546			0	16	0	0		n/a
F171025			1,127,475	1,861,157	0	0		n/a
F210204			706,793	268,881	7,227,541	531		5
F180129			0	29,155	0	0		n/a
F190300			72	0	0	0		n/a
F190030			27,877	0	0	0		n/a

DEF Transmission Capital Projects

OPC ROG 9-239 (a.) Planned Capital Projects List		OPC ROG 9-239 (i.) Project Name	OPC ROG 9-239 (ii.) Cost/budget by year <i>Note - All dollars are in CapEx, and reflect annual expenditures</i>				OPC ROG 9-239 (iii.) Purpose	OPC ROG 9-239 (iv.) Miles of Line <i>(when applicable)</i>
Investment Code	Model Name	Investment Name	2024 Budget	2025 Forecast	2026 Forecast	2027 Forecast	Project Justification	Circuit Miles <small>(as recorded in support for OPC ROG 9-182 and 9-183 responses)</small>
F190279			3,199,110	1,214,400	0	0		n/a
F210308			1,868,130	0	0	0		n/a
F210042			13,504,808	25,462,601	6,240,263	216		n/a
F210203			1,438,121	587,286	9,319,565	31,373		7
F190096			2,154,720	0	0	0		n/a
F201321			1,766,569	66,472	0	0		n/a
F180189			539,248	4,553,579	28,213	0		n/a
F210573			919,702	49	0	0		n/a

DEF Transmission Capital Projects

OPC ROG 9-239 (a.) Planned Capital Projects List		OPC ROG 9-239 (i.) Project Name	OPC ROG 9-239 (ii.) Cost/budget by year <i>Note - All dollars are in CapEx, and reflect annual expenditures</i>				OPC ROG 9-239 (iii.) Purpose	OPC ROG 9-239 (iv.) Miles of Line <i>(when applicable)</i>
Investment Code	Model Name	Investment Name	2024 Budget	2025 Forecast	2026 Forecast	2027 Forecast	Project Justification	Circuit Miles <small>(as recorded in support for OPC ROG 9-182 and 9-183 responses)</small>
F180117			3,010,590	0	0	0		n/a
F190038			2,458,838	0	0	0		n/a
F210299			2,551,010	0	0	0		n/a
F210574			914,114	49	0	0		n/a
F210174			74,818	1,507,189	10,343	0		n/a

DEF Transmission Capital Projects

OPC ROG 9-239 (a.) Planned Capital Projects List		OPC ROG 9-239 (i.) Project Name	OPC ROG 9-239 (ii.) Cost/budget by year <i>Note - All dollars are in CapEx, and reflect annual expenditures</i>				OPC ROG 9-239 (iii.) Purpose	OPC ROG 9-239 (iv.) Miles of Line <i>(when applicable)</i>
Investment Code	Model Name	Investment Name	2024 Budget	2025 Forecast	2026 Forecast	2027 Forecast	Project Justification	Circuit Miles <small>(as recorded in support for OPC ROG 9-182 and 9-183 responses)</small>
F190018			34	0	0	0		n/a
F220065			15,199	0	0	0		n/a
F220384			491,701	0	0	0		n/a
F210298			135,365	2,719,869	0	0		n/a

DEF Transmission Capital Projects

OPC ROG 9-239 (a.) Planned Capital Projects List		OPC ROG 9-239 (i.) Project Name	OPC ROG 9-239 (ii.) Cost/budget by year <i>Note - All dollars are in CapEx, and reflect annual expenditures</i>				OPC ROG 9-239 (iii.) Purpose	OPC ROG 9-239 (iv.) Miles of Line <i>(when applicable)</i>
Investment Code	Model Name	Investment Name	2024 Budget	2025 Forecast	2026 Forecast	2027 Forecast	Project Justification	Circuit Miles <small>(as recorded in support for OPC ROG 9-182 and 9-183 responses)</small>
F210242			135,365	2,719,869	0	0		n/a
F180365			1,331,674	1,492,658	0	0		n/a
F210311			1,437,405	1,371,047	0	0		n/a

DEF Transmission Capital Projects

OPC ROG 9-239 (a.) Planned Capital Projects List		OPC ROG 9-239 (i.) Project Name	OPC ROG 9-239 (ii.) Cost/budget by year <i>Note - All dollars are in CapEx, and reflect annual expenditures</i>				OPC ROG 9-239 (iii.) Purpose	OPC ROG 9-239 (iv.) Miles of Line <i>(when applicable)</i>
Investment Code	Model Name	Investment Name	2024 Budget	2025 Forecast	2026 Forecast	2027 Forecast	Project Justification	Circuit Miles <small>(as recorded in support for OPC ROG 9-182 and 9-183 responses)</small>
F190029			1,169,978	21,841	0	0		n/a
F190203			957,182	725,653	0	0		n/a
F210263			3	0	0	0		n/a
F210533			1,178,461	5,061,112	21,201	0		n/a
F190147			913,692	0	0	0		n/a
F171017			3,128,014	1,991	0	5,526		n/a
F180065			2,125,389	5,121	0	0		n/a

DEF Transmission Capital Projects

OPC ROG 9-239 (a.) Planned Capital Projects List		OPC ROG 9-239 (i.) Project Name	OPC ROG 9-239 (ii.) Cost/budget by year <i>Note - All dollars are in CapEx, and reflect annual expenditures</i>				OPC ROG 9-239 (iii.) Purpose	OPC ROG 9-239 (iv.) Miles of Line <i>(when applicable)</i>
Investment Code	Model Name	Investment Name	2024 Budget	2025 Forecast	2026 Forecast	2027 Forecast	Project Justification	Circuit Miles <small>(as recorded in support for OPC ROG 9-182 and 9-183 responses)</small>
FL2990			1,279,436	1,277,558	8,058,441	10,357		5
F180245			1,214,419	547,641	12,947,425	3,656,193		3
F180268			1,517,117	173,647	0	0		n/a
F171028			1,107,407	375	0	0		n/a
F190003			496,978	8,501,353	1,195	0		n/a

DEF Transmission Capital Projects

OPC ROG 9-239 (a.) Planned Capital Projects List		OPC ROG 9-239 (i.) Project Name	OPC ROG 9-239 (ii.) Cost/budget by year <i>Note - All dollars are in CapEx, and reflect annual expenditures</i>				OPC ROG 9-239 (iii.) Purpose	OPC ROG 9-239 (iv.) Miles of Line <i>(when applicable)</i>
Investment Code	Model Name	Investment Name	2024 Budget	2025 Forecast	2026 Forecast	2027 Forecast	Project Justification	Circuit Miles <small>(as recorded in support for OPC ROG 9-182 and 9-183 responses)</small>
F201122			499,533	8,498,916	1,195	0		n/a
F220186			719,100	0	0	0		n/a
F190248			1,499	0	0	0		n/a
F180032			1,597,241	260,350	6,613,884	17,251		2
F210060			316,209	0	0	0		n/a
F210061			316,209	0	0	0		n/a

DEF Transmission Capital Projects

OPC ROG 9-239 (a.) Planned Capital Projects List		OPC ROG 9-239 (i.) Project Name	OPC ROG 9-239 (ii.) Cost/budget by year <i>Note - All dollars are in CapEx, and reflect annual expenditures</i>				OPC ROG 9-239 (iii.) Purpose	OPC ROG 9-239 (iv.) Miles of Line <i>(when applicable)</i>
Investment Code	Model Name	Investment Name	2024 Budget	2025 Forecast	2026 Forecast	2027 Forecast	Project Justification	Circuit Miles <small>(as recorded in support for OPC ROG 9-182 and 9-183 responses)</small>
F210063			316,209	0	0	0		n/a
F210062			316,209	0	0	0		n/a
F210064			316,209	0	0	0		n/a

DEF Transmission Capital Projects

OPC ROG 9-239 (a.) Planned Capital Projects List		OPC ROG 9-239 (i.) Project Name	OPC ROG 9-239 (ii.) Cost/budget by year <i>Note - All dollars are in CapEx, and reflect annual expenditures</i>				OPC ROG 9-239 (iii.) Purpose	OPC ROG 9-239 (iv.) Miles of Line <i>(when applicable)</i>
Investment Code	Model Name	Investment Name	2024 Budget	2025 Forecast	2026 Forecast	2027 Forecast	Project Justification	Circuit Miles <small>(as recorded in support for OPC ROG 9-182 and 9-183 responses)</small>
F210068			316,209	0	0	0		n/a
F210069			316,209	0	0	0		n/a
F180277			1,675,629	0	0	0		n/a
F210172			15,187,202	40,783	2,648	7,212		15

DEF Transmission Capital Projects

OPC ROG 9-239 (a.) Planned Capital Projects List		OPC ROG 9-239 (i.) Project Name	OPC ROG 9-239 (ii.) Cost/budget by year <small>Note - All dollars are in CapEx, and reflect annual expenditures</small>				OPC ROG 9-239 (iii.) Purpose	OPC ROG 9-239 (iv.) Miles of Line <small>(when applicable)</small>
Investment Code	Model Name	Investment Name	2024 Budget	2025 Forecast	2026 Forecast	2027 Forecast	Project Justification	Circuit Miles <small>(as recorded in support for OPC ROG 9-182 and 9-183 responses)</small>
F210059			328,554	0	0	0		n/a
F210058			328,554	0	0	0		n/a
F180266			166,474	2,816,198	0	0		n/a

REDACTED

DEF Transmission Capital Projects

OPC ROG 9-239 (a.) Planned Capital Projects List		OPC ROG 9-239 (i.) Project Name	OPC ROG 9-239 (ii.) Cost/budget by year <i>Note - All dollars are in CapEx, and reflect annual expenditures</i>				OPC ROG 9-239 (iii.) Purpose	OPC ROG 9-239 (iv.) Miles of Line <i>(when applicable)</i>
Investment Code	Model Name	Investment Name	2024 Budget	2025 Forecast	2026 Forecast	2027 Forecast	Project Justification	Circuit Miles <small>(as recorded in support for OPC ROG 9-182 and 9-183 responses)</small>
F210162			392,601	0	0	0		n/a
F210192			393,900	0	0	0		n/a
F210158			406,377	0	0	0		n/a
F190250			206,392	16	0	0		n/a
F190256			207,248	16	0	0		n/a
F190255			208,615	16	0	0		n/a
F190257			208,167	16	0	0		n/a
F190251			205,048	300	0	0		n/a
F190254			204,055	3,788	0	0		n/a
F190253			201,989	6,909	0	0		n/a
F210012			(62,638)	0	0	0		n/a

DEF Transmission Capital Projects

OPC ROG 9-239 (a.) Planned Capital Projects List		OPC ROG 9-239 (i.) Project Name	OPC ROG 9-239 (ii.) Cost/budget by year <i>Note - All dollars are in CapEx, and reflect annual expenditures</i>				OPC ROG 9-239 (iii.) Purpose	OPC ROG 9-239 (iv.) Miles of Line <i>(when applicable)</i>
Investment Code	Model Name	Investment Name	2024 Budget	2025 Forecast	2026 Forecast	2027 Forecast	Project Justification	Circuit Miles <small>(as recorded in support for OPC ROG 9-182 and 9-183 responses)</small>
F210292			440,481	0	0	0		n/a
F190035			2,816,094	0	0	0		n/a
F190143			546,573	49,521	0	0		n/a
F220165			768,118	0	0	0		n/a
F210186			521,166	7,291	0	0		n/a
F210201			36,470	1	0	0		8
F210200			192	1	0	0		4
F190036			740,335	548,856	8,878	0		n/a

REDACTED

DEF Transmission Capital Projects

OPC ROG 9-239 (a.) Planned Capital Projects List		OPC ROG 9-239 (i.) Project Name	OPC ROG 9-239 (ii.) Cost/budget by year <i>Note - All dollars are in CapEx, and reflect annual expenditures</i>				OPC ROG 9-239 (iii.) Purpose	OPC ROG 9-239 (iv.) Miles of Line <i>(when applicable)</i>
Investment Code	Model Name	Investment Name	2024 Budget	2025 Forecast	2026 Forecast	2027 Forecast	Project Justification	Circuit Miles <small>(as recorded in support for OPC ROG 9-182 and 9-183 responses)</small>
FL2783			896,808	2,445,554	893,723	32,150,595		13
F210015			0	6,292,919	5,567,684	29,445,161		10
F210016			603,541	4,548,268	3,068,348	24,029,912		11
F180191			0	2,756,106	4,559,594	23,723,047		12
F210315			0	199,101	1,547,386	1,380,973		n/a
FL2699			0	256,181	1,365,266	15,608,206		n/a
FL2995			0	1,329,372	4,768,388	13,148,618		12
F210352			1,511,213	281,524	210,672	12,293,134		10
F190232			0	82,701	3,998,634	9,475,654		n/a
F190293			0	1,899,025	961,848	8,004,017		6

REDACTED

DEF Transmission Capital Projects

OPC ROG 9-239 (a.) Planned Capital Projects List		OPC ROG 9-239 (i.) Project Name	OPC ROG 9-239 (ii.) Cost/budget by year <i>Note - All dollars are in CapEx, and reflect annual expenditures</i>				OPC ROG 9-239 (iii.) Purpose	OPC ROG 9-239 (iv.) Miles of Line <i>(when applicable)</i>
Investment Code	Model Name	Investment Name	2024 Budget	2025 Forecast	2026 Forecast	2027 Forecast	Project Justification	Circuit Miles <small>(as recorded in support for OPC ROG 9-182 and 9-183 responses)</small>
FL2993			10,693	2,304,889	1,058,268	7,412,120		3
F190139			0	70,323	655,716	644,855		n/a
FL1936			0	0	0	3,775,611		9
F180270			0	0	2,317,848	2,926,031		13
FL2149			0	793,613	698,963	2,835,036		10
F210521			121,006	357,455	1,300,808	2,706,554		n/a
F201184			0	0	1,287,652	2,482,667		11
F210296			0	42,135	193,935	2,231,688		n/a

REDACTED

DEF Transmission Capital Projects

OPC ROG 9-239 (a.) Planned Capital Projects List		OPC ROG 9-239 (i.) Project Name	OPC ROG 9-239 (ii.) Cost/budget by year <i>Note - All dollars are in CapEx, and reflect annual expenditures</i>				OPC ROG 9-239 (iii.) Purpose	OPC ROG 9-239 (iv.) Miles of Line <i>(when applicable)</i>
Investment Code	Model Name	Investment Name	2024 Budget	2025 Forecast	2026 Forecast	2027 Forecast	Project Justification	Circuit Miles <small>(as recorded in support for OPC ROG 9-182 and 9-183 responses)</small>
FL2800			8,814,697	4,035,169	46,783,919	2,296,331		8
F190146			0	97,906	314,147	2,146,523		n/a
F210017			0	0	2,041,023	2,180,236		6
F210019			0	0	0	2,071,641		12
F190065			0	0	269,547	2,119,709		n/a
F210303			0	30,732	340,475	1,989,139		n/a
F201327			0	0	3,635,764	1,921,893		13

REDACTED

DEF Transmission Capital Projects

OPC ROG 9-239 (a.) Planned Capital Projects List		OPC ROG 9-239 (i.) Project Name	OPC ROG 9-239 (ii.) Cost/budget by year <i>Note - All dollars are in CapEx, and reflect annual expenditures</i>				OPC ROG 9-239 (iii.) Purpose	OPC ROG 9-239 (iv.) Miles of Line <i>(when applicable)</i>
Investment Code	Model Name	Investment Name	2024 Budget	2025 Forecast	2026 Forecast	2027 Forecast	Project Justification	Circuit Miles <small>(as recorded in support for OPC ROG 9-182 and 9-183 responses)</small>
F210306			0	10,857	359,498	1,900,863		n/a
F190137			0	81,273	125,279	1,475,569		n/a
F210550			0	808,037	1,124,186	1,272,412		7
F180192			0	0	265,800	1,272,044		4
F201080			0	0	181,456	1,225,353		2
F210558			0	546,718	339,932	1,158,092		3
F210302			0	24,019	93,290	1,117,835		n/a
F210195			0	0	0	1,046,211		6
FL2344			0	0	0	1,025,844		6
F201148			0	62,869	1,050,554	790,309		n/a

DEF Transmission Capital Projects

OPC ROG 9-239 (a.) Planned Capital Projects List		OPC ROG 9-239 (i.) Project Name	OPC ROG 9-239 (ii.) Cost/budget by year <i>Note - All dollars are in CapEx, and reflect annual expenditures</i>				OPC ROG 9-239 (iii.) Purpose	OPC ROG 9-239 (iv.) Miles of Line <i>(when applicable)</i>
Investment Code	Model Name	Investment Name	2024 Budget	2025 Forecast	2026 Forecast	2027 Forecast	Project Justification	Circuit Miles <small>(as recorded in support for OPC ROG 9-182 and 9-183 responses)</small>
F180253			0	0	671,506	748,707		5
F220135			0	9,488	60,810	724,756		n/a
F220136			0	9,488	60,810	724,756		n/a
F201081			0	0	0	663,477		3
F180180			0	0	0	638,850		3
FL2136			0	0	0	625,597		3
F210536			0	0	0	610,300		n/a
F201336			0	0	0	489,596		n/a
FL2096			0	0	0	462,433		3
F220133			0	13,010	243,290	442,531		n/a
F190161			0	0	300,947	365,835		n/a
F210096			0	0	55,000	399,692		n/a

DEF Transmission Capital Projects

OPC ROG 9-239 (a.) Planned Capital Projects List		OPC ROG 9-239 (i.) Project Name	OPC ROG 9-239 (ii.) Cost/budget by year <i>Note - All dollars are in CapEx, and reflect annual expenditures</i>				OPC ROG 9-239 (iii.) Purpose	OPC ROG 9-239 (iv.) Miles of Line <i>(when applicable)</i>
Investment Code	Model Name	Investment Name	2024 Budget	2025 Forecast	2026 Forecast	2027 Forecast	Project Justification	Circuit Miles <small>(as recorded in support for OPC ROG 9-182 and 9-183 responses)</small>
F210097			0	0	55,000	399,692		n/a
F210099			0	0	55,000	399,692		n/a
F210094			0	0	55,000	399,692		n/a

DEF Transmission Capital Projects

OPC ROG 9-239 (a.) Planned Capital Projects List		OPC ROG 9-239 (i.) Project Name	OPC ROG 9-239 (ii.) Cost/budget by year <i>Note - All dollars are in CapEx, and reflect annual expenditures</i>				OPC ROG 9-239 (iii.) Purpose	OPC ROG 9-239 (iv.) Miles of Line <i>(when applicable)</i>
Investment Code	Model Name	Investment Name	2024 Budget	2025 Forecast	2026 Forecast	2027 Forecast	Project Justification	Circuit Miles <small>(as recorded in support for OPC ROG 9-182 and 9-183 responses)</small>
F210098			0	0	55,000	399,692		n/a
F210089			0	0	32,092	371,469		n/a
F210091			0	0	32,092	371,469		n/a

DEF Transmission Capital Projects

OPC ROG 9-239 (a.) Planned Capital Projects List		OPC ROG 9-239 (i.) Project Name	OPC ROG 9-239 (ii.) Cost/budget by year <i>Note - All dollars are in CapEx, and reflect annual expenditures</i>				OPC ROG 9-239 (iii.) Purpose	OPC ROG 9-239 (iv.) Miles of Line <i>(when applicable)</i>
Investment Code	Model Name	Investment Name	2024 Budget	2025 Forecast	2026 Forecast	2027 Forecast	Project Justification	Circuit Miles <small>(as recorded in support for OPC ROG 9-182 and 9-183 responses)</small>
F210090			0	0	32,092	371,469		n/a
F210092			0	0	32,092	371,469		n/a
F210093			0	0	32,092	371,469		n/a
F180173			0	0	0	358,842		3
FL2994			0	0	1,485,183	347,463		2

DEF Transmission Capital Projects

OPC ROG 9-239 (a.) Planned Capital Projects List		OPC ROG 9-239 (i.) Project Name	OPC ROG 9-239 (ii.) Cost/budget by year <i>Note - All dollars are in CapEx, and reflect annual expenditures</i>				OPC ROG 9-239 (iii.) Purpose	OPC ROG 9-239 (iv.) Miles of Line <i>(when applicable)</i>
Investment Code	Model Name	Investment Name	2024 Budget	2025 Forecast	2026 Forecast	2027 Forecast	Project Justification	Circuit Miles <small>(as recorded in support for OPC ROG 9-182 and 9-183 responses)</small>
F210095			0	0	66,413	332,403		n/a
F201268			0	0	0	312,955		4
F210327			0	0	40,635	194,438		n/a
F190016			377,282	4,567,233	2,579,318	117,513		n/a
F190292			0	0	0	162,487		2
F201325			0	267,214	468,263	124,449		2

DEF Transmission Capital Projects

OPC ROG 9-239 (a.) Planned Capital Projects List		OPC ROG 9-239 (i.) Project Name	OPC ROG 9-239 (ii.) Cost/budget by year <i>Note - All dollars are in CapEx, and reflect annual expenditures</i>				OPC ROG 9-239 (iii.) Purpose	OPC ROG 9-239 (iv.) Miles of Line <i>(when applicable)</i>
Investment Code	Model Name	Investment Name	2024 Budget	2025 Forecast	2026 Forecast	2027 Forecast	Project Justification	Circuit Miles <small>(as recorded in support for OPC ROG 9-182 and 9-183 responses)</small>
F201064			1,035,077	265,488	9,175,430	94,475		n/a
F201323			0	0	0	87,633		n/a
F201326			0	0	0	87,633		n/a
F201347			0	0	0	87,633		n/a
F210198			0	0	242,132	77,680		n/a
F190097			36,015	175,645	2,069,795	8,962		n/a
F210109			0	0	0	65,879		n/a
F210110			0	0	0	65,762		n/a

DEF Transmission Capital Projects

OPC ROG 9-239 (a.) Planned Capital Projects List		OPC ROG 9-239 (i.) Project Name	OPC ROG 9-239 (ii.) Cost/budget by year <i>Note - All dollars are in CapEx, and reflect annual expenditures</i>				OPC ROG 9-239 (iii.) Purpose	OPC ROG 9-239 (iv.) Miles of Line <i>(when applicable)</i>
Investment Code	Model Name	Investment Name	2024 Budget	2025 Forecast	2026 Forecast	2027 Forecast	Project Justification	Circuit Miles <small>(as recorded in support for OPC ROG 9-182 and 9-183 responses)</small>
F210100			0	0	0	65,646		n/a
F210101			0	0	0	65,646		n/a
F210102			0	0	0	65,414		n/a

DEF Transmission Capital Projects

OPC ROG 9-239 (a.) Planned Capital Projects List		OPC ROG 9-239 (i.) Project Name	OPC ROG 9-239 (ii.) Cost/budget by year <i>Note - All dollars are in CapEx, and reflect annual expenditures</i>				OPC ROG 9-239 (iii.) Purpose	OPC ROG 9-239 (iv.) Miles of Line <i>(when applicable)</i>
Investment Code	Model Name	Investment Name	2024 Budget	2025 Forecast	2026 Forecast	2027 Forecast	Project Justification	Circuit Miles <small>(as recorded in support for OPC ROG 9-182 and 9-183 responses)</small>
F210103			0	0	0	58,046		n/a
F210104			0	0	0	58,046		n/a
F210105			0	0	0	58,046		n/a

DEF Transmission Capital Projects

OPC ROG 9-239 (a.) Planned Capital Projects List		OPC ROG 9-239 (i.) Project Name	OPC ROG 9-239 (ii.) Cost/budget by year <i>Note - All dollars are in CapEx, and reflect annual expenditures</i>				OPC ROG 9-239 (iii.) Purpose	OPC ROG 9-239 (iv.) Miles of Line <i>(when applicable)</i>
Investment Code	Model Name	Investment Name	2024 Budget	2025 Forecast	2026 Forecast	2027 Forecast	Project Justification	Circuit Miles <small>(as recorded in support for OPC ROG 9-182 and 9-183 responses)</small>
F210106			0	0	0	58,046		n/a
F210108			0	0	0	58,046		n/a
F210107			0	0	0	58,046		n/a
F220310			0	0	46,367	56,594		n/a
FL3125			0	0	0	32,982		n/a

DEF Transmission Capital Projects

OPC ROG 9-239 (a.) Planned Capital Projects List		OPC ROG 9-239 (i.) Project Name	OPC ROG 9-239 (ii.) Cost/budget by year <i>Note - All dollars are in CapEx, and reflect annual expenditures</i>				OPC ROG 9-239 (iii.) Purpose	OPC ROG 9-239 (iv.) Miles of Line <i>(when applicable)</i>
Investment Code	Model Name	Investment Name	2024 Budget	2025 Forecast	2026 Forecast	2027 Forecast	Project Justification	Circuit Miles <small>(as recorded in support for OPC ROG 9-182 and 9-183 responses)</small>
F190037			0	0	17,051	23,576		n/a
F220349			34,331	260,010	3,409,581	19,122		n/a
F201123			0	476,353	8,559,392	0		n/a
F210084			0	0	389,252	4,016		n/a
F210087			0	0	389,252	4,016		n/a

DEF Transmission Capital Projects

OPC ROG 9-239 (a.) Planned Capital Projects List		OPC ROG 9-239 (i.) Project Name	OPC ROG 9-239 (ii.) Cost/budget by year <i>Note - All dollars are in CapEx, and reflect annual expenditures</i>				OPC ROG 9-239 (iii.) Purpose	OPC ROG 9-239 (iv.) Miles of Line <i>(when applicable)</i>
Investment Code	Model Name	Investment Name	2024 Budget	2025 Forecast	2026 Forecast	2027 Forecast	Project Justification	Circuit Miles <small>(as recorded in support for OPC ROG 9-182 and 9-183 responses)</small>
F210088			0	0	389,252	4,016		n/a
F210085			0	0	389,252	4,016		n/a
F210086			0	0	389,252	4,016		n/a
F190242			684,361	6,727,348	3,227,499	259		4
F210293			981,075	425,012	7,728,996	3,428,254		n/a
F220157			468,811	5,791,106	11,132,914	39,456,980		13
F210040			0	9,091,892	35,959,920	26,654,835		15
F180049			0	4,497,573	9,799,204	2,895,925		5

REDACTED

DEF Transmission Capital Projects

OPC ROG 9-239 (a.) Planned Capital Projects List		OPC ROG 9-239 (i.) Project Name	OPC ROG 9-239 (ii.) Cost/budget by year <i>Note - All dollars are in CapEx, and reflect annual expenditures</i>				OPC ROG 9-239 (iii.) Purpose	OPC ROG 9-239 (iv.) Miles of Line <i>(when applicable)</i>
Investment Code	Model Name	Investment Name	2024 Budget	2025 Forecast	2026 Forecast	2027 Forecast	Project Justification	Circuit Miles <small>(as recorded in support for OPC ROG 9-182 and 9-183 responses)</small>
F220309			873,685	8,961,388	272,603	0		3
F210314			1,504,775	1,221,431	161,303	0		n/a
F190050			783,099	5,161,235	134	0		n/a
F201361			690,559	3,074,614	50,447	0		n/a
F201362			690,559	3,074,614	50,447	0		n/a

DEF Transmission Capital Projects

OPC ROG 9-239 (a.) Planned Capital Projects List		OPC ROG 9-239 (i.) Project Name	OPC ROG 9-239 (ii.) Cost/budget by year <i>Note - All dollars are in CapEx, and reflect annual expenditures</i>				OPC ROG 9-239 (iii.) Purpose	OPC ROG 9-239 (iv.) Miles of Line <i>(when applicable)</i>
Investment Code	Model Name	Investment Name	2024 Budget	2025 Forecast	2026 Forecast	2027 Forecast	Project Justification	Circuit Miles <small>(as recorded in support for OPC ROG 9-182 and 9-183 responses)</small>
F210300			345,804	1,980,238	347,885	0		n/a
F201149			32,473	1,630,901	218,358	0		n/a

DEF Transmission Capital Projects

OPC ROG 9-239 (a.) Planned Capital Projects List		OPC ROG 9-239 (i.) Project Name	OPC ROG 9-239 (ii.) Cost/budget by year <i>Note - All dollars are in CapEx, and reflect annual expenditures</i>				OPC ROG 9-239 (iii.) Purpose	OPC ROG 9-239 (iv.) Miles of Line <i>(when applicable)</i>
Investment Code	Model Name	Investment Name	2024 Budget	2025 Forecast	2026 Forecast	2027 Forecast	Project Justification	Circuit Miles <small>(as recorded in support for OPC ROG 9-182 and 9-183 responses)</small>
F190068			55,721	1,215,619	0	0		n/a
F190149			572,660	1,191,222	0	0		n/a
F190285			102,906	1,122,510	11,051	0		n/a
F190284			80,873	1,114,933	4,094	0		n/a

REDACTED

DEF Transmission Capital Projects

OPC ROG 9-239 (a.) Planned Capital Projects List		OPC ROG 9-239 (i.) Project Name	OPC ROG 9-239 (ii.) Cost/budget by year <i>Note - All dollars are in CapEx, and reflect annual expenditures</i>				OPC ROG 9-239 (iii.) Purpose	OPC ROG 9-239 (iv.) Miles of Line <i>(when applicable)</i>
Investment Code	Model Name	Investment Name	2024 Budget	2025 Forecast	2026 Forecast	2027 Forecast	Project Justification	Circuit Miles <small>(as recorded in support for OPC ROG 9-182 and 9-183 responses)</small>
F180222			38,645	897,839	11,600	0		n/a
F201332			191,139	840,321	9,251	0		n/a
F210197			429,518	782,224	515	0		n/a
F180218			136,454	662,305	0	0		n/a
F180372			265,563	624,441	0	0		n/a
F190238			233,495	526,497	2,370,117	0		n/a
F190235			284,500	498,516	2,345,360	0		n/a
F190237			284,500	498,516	2,345,360	0		n/a

DEF Transmission Capital Projects

OPC ROG 9-239 (a.) Planned Capital Projects List		OPC ROG 9-239 (i.) Project Name	OPC ROG 9-239 (ii.) Cost/budget by year <i>Note - All dollars are in CapEx, and reflect annual expenditures</i>				OPC ROG 9-239 (iii.) Purpose	OPC ROG 9-239 (iv.) Miles of Line <i>(when applicable)</i>
Investment Code	Model Name	Investment Name	2024 Budget	2025 Forecast	2026 Forecast	2027 Forecast	Project Justification	Circuit Miles <small>(as recorded in support for OPC ROG 9-182 and 9-183 responses)</small>
F190239			284,500	498,516	2,345,360	0		n/a
F190240			284,500	498,516	2,345,360	0		n/a
F190148			105,411	476,527	765,015	0		n/a
F210074			0	383,544	4,176	0		n/a
F210077			0	383,544	4,176	0		n/a

DEF Transmission Capital Projects

OPC ROG 9-239 (a.) Planned Capital Projects List		OPC ROG 9-239 (i.) Project Name	OPC ROG 9-239 (ii.) Cost/budget by year <i>Note - All dollars are in CapEx, and reflect annual expenditures</i>				OPC ROG 9-239 (iii.) Purpose	OPC ROG 9-239 (iv.) Miles of Line <i>(when applicable)</i>
Investment Code	Model Name	Investment Name	2024 Budget	2025 Forecast	2026 Forecast	2027 Forecast	Project Justification	Circuit Miles <small>(as recorded in support for OPC ROG 9-182 and 9-183 responses)</small>
F210076			0	383,544	4,176	0		n/a
F210075			0	383,544	4,176	0		n/a
F210070			36,874	357,782	0	0		n/a

DEF Transmission Capital Projects

OPC ROG 9-239 (a.) Planned Capital Projects List		OPC ROG 9-239 (i.) Project Name	OPC ROG 9-239 (ii.) Cost/budget by year <i>Note - All dollars are in CapEx, and reflect annual expenditures</i>				OPC ROG 9-239 (iii.) Purpose	OPC ROG 9-239 (iv.) Miles of Line <i>(when applicable)</i>
Investment Code	Model Name	Investment Name	2024 Budget	2025 Forecast	2026 Forecast	2027 Forecast	Project Justification	Circuit Miles <small>(as recorded in support for OPC ROG 9-182 and 9-183 responses)</small>
F210071			36,874	357,782	0	0		n/a
F210073			36,874	357,782	0	0		n/a
F210072			36,874	357,782	0	0		n/a

DEF Transmission Capital Projects

OPC ROG 9-239 (a.) Planned Capital Projects List		OPC ROG 9-239 (i.) Project Name	OPC ROG 9-239 (ii.) Cost/budget by year <i>Note - All dollars are in CapEx, and reflect annual expenditures</i>				OPC ROG 9-239 (iii.) Purpose	OPC ROG 9-239 (iv.) Miles of Line <i>(when applicable)</i>
Investment Code	Model Name	Investment Name	2024 Budget	2025 Forecast	2026 Forecast	2027 Forecast	Project Justification	Circuit Miles <small>(as recorded in support for OPC ROG 9-182 and 9-183 responses)</small>
F210078			64,339	331,829	0	0		n/a
F190063			64,913	244,715	18,684	0		n/a
F201288			202,280	235,859	1,610,298	0		n/a
F180219			376,833	225,082	42	0		n/a
F180209			39,484	186,946	3,136	0		n/a
F190245			5,959	75,094	0	0		n/a

DEF Transmission Capital Projects

OPC ROG 9-239 (a.) Planned Capital Projects List		OPC ROG 9-239 (i.) Project Name	OPC ROG 9-239 (ii.) Cost/budget by year <i>Note - All dollars are in CapEx, and reflect annual expenditures</i>				OPC ROG 9-239 (iii.) Purpose	OPC ROG 9-239 (iv.) Miles of Line <i>(when applicable)</i>
Investment Code	Model Name	Investment Name	2024 Budget	2025 Forecast	2026 Forecast	2027 Forecast	Project Justification	Circuit Miles <small>(as recorded in support for OPC ROG 9-182 and 9-183 responses)</small>
F210079			0	66,336	326,932	0		n/a
F210121			15,872	58,123	0	0		n/a
F210056			0	50,045	0	0		n/a
F210241			440,795	0	0	0		n/a
F210081			0	30,795	367,221	0		n/a

DEF Transmission Capital Projects

OPC ROG 9-239 (a.) Planned Capital Projects List		OPC ROG 9-239 (i.) Project Name	OPC ROG 9-239 (ii.) Cost/budget by year <i>Note - All dollars are in CapEx, and reflect annual expenditures</i>				OPC ROG 9-239 (iii.) Purpose	OPC ROG 9-239 (iv.) Miles of Line <i>(when applicable)</i>
Investment Code	Model Name	Investment Name	2024 Budget	2025 Forecast	2026 Forecast	2027 Forecast	Project Justification	Circuit Miles <small>(as recorded in support for OPC ROG 9-182 and 9-183 responses)</small>
F210083			0	30,795	367,221	0		n/a
F210080			0	30,795	367,221	0		n/a
F210082			0	30,795	367,221	0		n/a
F201334			0	28,066	0	0		3
F220120			0	13,972	684,222	0		n/a
F190241			0	10,750	40,504	0		n/a
F201196			3,354,800	2,961	0	0		n/a
F201197			3,910,229	2,961	0	0		n/a

DEF Transmission Capital Projects

OPC ROG 9-239 (a.) Planned Capital Projects List		OPC ROG 9-239 (i.) Project Name	OPC ROG 9-239 (ii.) Cost/budget by year <i>Note - All dollars are in CapEx, and reflect annual expenditures</i>				OPC ROG 9-239 (iii.) Purpose	OPC ROG 9-239 (iv.) Miles of Line <i>(when applicable)</i>
Investment Code	Model Name	Investment Name	2024 Budget	2025 Forecast	2026 Forecast	2027 Forecast	Project Justification	Circuit Miles <small>(as recorded in support for OPC ROG 9-182 and 9-183 responses)</small>
F201198			3,910,229	2,961	0	0		n/a
F201195			3,354,800	2,961	0	0		n/a
F180161			72,260	886	0	0		n/a
F201117			0	183	0	0		n/a
F210163			12	0	0	0		n/a
F201121			0	78,235	475,510	8,498,916		n/a
F210256			1,650,317	0	0	0		n/a
24STIPCMCVNDEF			37,540,609	0	0	0		n/a
24CAPFAILDEF			21,540,835	0	0	0		n/a

DEF Transmission Capital Projects

OPC ROG 9-239 (a.) Planned Capital Projects List		OPC ROG 9-239 (i.) Project Name	OPC ROG 9-239 (ii.) Cost/budget by year <i>Note - All dollars are in CapEx, and reflect annual expenditures</i>				OPC ROG 9-239 (iii.) Purpose	OPC ROG 9-239 (iv.) Miles of Line <i>(when applicable)</i>
Investment Code	Model Name	Investment Name	2024 Budget	2025 Forecast	2026 Forecast	2027 Forecast	Project Justification	Circuit Miles <small>(as recorded in support for OPC ROG 9-182 and 9-183 responses)</small>
24DIGREDEF			4,939,554	0	0	0		n/a
24MATTINGPUR			5,051,619	0	0	0		n/a
22DEFTRAINCTR			4,001,911	0	0	0		n/a
24TOOLSTESTDEF			3,398,346	0	0	0		n/a
24SPCCDEF			2,963,732	0	0	0		n/a
24DOTGOVDEF			2,223,805	0	0	0		n/a
24INSULHRDEF			1,975,822	0	0	0		n/a
24CAPPINDEF			1,975,822	0	0	0		n/a
24LANDPURCHDEF			1,905,224	0	0	0		n/a
24CUSTOMERDEF			1,975,822	0	0	0		n/a

DEF Transmission Capital Projects

OPC ROG 9-239 (a.) Planned Capital Projects List		OPC ROG 9-239 (i.) Project Name	OPC ROG 9-239 (ii.) Cost/budget by year <i>Note - All dollars are in CapEx, and reflect annual expenditures</i>				OPC ROG 9-239 (iii.) Purpose	OPC ROG 9-239 (iv.) Miles of Line <i>(when applicable)</i>
Investment Code	Model Name	Investment Name	2024 Budget	2025 Forecast	2026 Forecast	2027 Forecast	Project Justification	Circuit Miles <small>(as recorded in support for OPC ROG 9-182 and 9-183 responses)</small>
24ELECSOLIDDEF			1,877,031	0	0	0		n/a
24ANMITDEF			987,911	0	0	0		n/a
24WHOLESALEDEF			555,952	0	0	0		n/a
24BATTERYDEF			493,956	0	0	0		n/a

DEF Transmission Capital Projects

OPC ROG 9-239 (a.) Planned Capital Projects List		OPC ROG 9-239 (i.) Project Name	OPC ROG 9-239 (ii.) Cost/budget by year <i>Note - All dollars are in CapEx, and reflect annual expenditures</i>				OPC ROG 9-239 (iii.) Purpose	OPC ROG 9-239 (iv.) Miles of Line <i>(when applicable)</i>
Investment Code	Model Name	Investment Name	2024 Budget	2025 Forecast	2026 Forecast	2027 Forecast	Project Justification	Circuit Miles <small>(as recorded in support for OPC ROG 9-182 and 9-183 responses)</small>
24REBUILDDEF			493,956	0	0	0		n/a
24LINESWITCHDEF			493,956	0	0	0		n/a
24BUSHINGDEF			493,956	0	0	0		n/a
24PROGRAMSDEF			444,560	0	0	0		n/a

DEF Transmission Capital Projects

OPC ROG 9-239 (a.) Planned Capital Projects List		OPC ROG 9-239 (i.) Project Name	OPC ROG 9-239 (ii.) Cost/budget by year <small>Note - All dollars are in CapEx, and reflect annual expenditures</small>				OPC ROG 9-239 (iii.) Purpose	OPC ROG 9-239 (iv.) Miles of Line <small>(when applicable)</small>
Investment Code	Model Name	Investment Name	2024 Budget	2025 Forecast	2026 Forecast	2027 Forecast	Project Justification	Circuit Miles <small>(as recorded in support for OPC ROG 9-182 and 9-183 responses)</small>
24ARRESTDEF			246,978	0	0	0		n/a
25STIPCMCVNDEF			0	38,000,000	0	0		n/a
25REBUILDDEF			0	10,000,000	0	0		n/a

DEF Transmission Capital Projects

OPC ROG 9-239 (a.) Planned Capital Projects List		OPC ROG 9-239 (i.) Project Name	OPC ROG 9-239 (ii.) Cost/budget by year <small>Note - All dollars are in CapEx, and reflect annual expenditures</small>				OPC ROG 9-239 (iii.) Purpose	OPC ROG 9-239 (iv.) Miles of Line <small>(when applicable)</small>
Investment Code	Model Name	Investment Name	2024 Budget	2025 Forecast	2026 Forecast	2027 Forecast	Project Justification	Circuit Miles <small>(as recorded in support for OPC ROG 9-182 and 9-183 responses)</small>
26REBUILDDDEF			0	0	10,000,000	0		n/a
27REBUILDDDEF			0	0	0	10,000,000		n/a

DEF Transmission Capital Projects

OPC ROG 9-239 (a.) Planned Capital Projects List		OPC ROG 9-239 (i.) Project Name	OPC ROG 9-239 (ii.) Cost/budget by year <i>Note - All dollars are in CapEx, and reflect annual expenditures</i>				OPC ROG 9-239 (iii.) Purpose	OPC ROG 9-239 (iv.) Miles of Line <i>(when applicable)</i>
Investment Code	Model Name	Investment Name	2024 Budget	2025 Forecast	2026 Forecast	2027 Forecast	Project Justification	Circuit Miles <small>(as recorded in support for OPC ROG 9-182 and 9-183 responses)</small>
27DIGRELDEF			0	0	0	5,000,000		n/a
26DIGRELDEF			0	0	5,000,000	0		n/a
25INSULHRDDEF			0	2,000,000	0	0		n/a
26INSULHRDDEF			0	0	2,000,000	0		n/a

DEF Transmission Capital Projects

OPC ROG 9-239 (a.) Planned Capital Projects List		OPC ROG 9-239 (i.) Project Name	OPC ROG 9-239 (ii.) Cost/budget by year <i>Note - All dollars are in CapEx, and reflect annual expenditures</i>				OPC ROG 9-239 (iii.) Purpose	OPC ROG 9-239 (iv.) Miles of Line <i>(when applicable)</i>
Investment Code	Model Name	Investment Name	2024 Budget	2025 Forecast	2026 Forecast	2027 Forecast	Project Justification	Circuit Miles <small>(as recorded in support for OPC ROG 9-182 and 9-183 responses)</small>
27INSULHRDEF			0	0	0	2,000,000		n/a
25DIGREDEF			0	2,500,000	0	0		n/a
26COMMDEF			0	0	2,000,000	0		n/a

DEF Transmission Capital Projects

OPC ROG 9-239 (a.) Planned Capital Projects List		OPC ROG 9-239 (i.) Project Name	OPC ROG 9-239 (ii.) Cost/budget by year <i>Note - All dollars are in CapEx, and reflect annual expenditures</i>				OPC ROG 9-239 (iii.) Purpose	OPC ROG 9-239 (iv.) Miles of Line <i>(when applicable)</i>
Investment Code	Model Name	Investment Name	2024 Budget	2025 Forecast	2026 Forecast	2027 Forecast	Project Justification	Circuit Miles <small>(as recorded in support for OPC ROG 9-182 and 9-183 responses)</small>
27COMMDEF			0	0	0	2,000,000		n/a
25LINESWITCHDEF			0	500,000	0	0		n/a
26LINESWITCHDEF			0	0	500,000	0		n/a

DEF Transmission Capital Projects

OPC ROG 9-239 (a.) Planned Capital Projects List		OPC ROG 9-239 (i.) Project Name	OPC ROG 9-239 (ii.) Cost/budget by year <i>Note - All dollars are in CapEx, and reflect annual expenditures</i>				OPC ROG 9-239 (iii.) Purpose	OPC ROG 9-239 (iv.) Miles of Line <i>(when applicable)</i>
Investment Code	Model Name	Investment Name	2024 Budget	2025 Forecast	2026 Forecast	2027 Forecast	Project Justification	Circuit Miles <small>(as recorded in support for OPC ROG 9-182 and 9-183 responses)</small>
27LINESWITCHDEF			0	0	0	500,000		n/a
25CAPPINDEF			0	2,000,000	0	0		n/a
25INSTRADef			0	1,500,000	0	0		n/a
26CAPPINDEF			0	0	2,000,000	0		n/a
26INSTRADef			0	0	1,500,000	0		n/a
27INSTRADef			0	0	0	1,500,000		n/a

DEF Transmission Capital Projects

OPC ROG 9-239 (a.) Planned Capital Projects List		OPC ROG 9-239 (i.) Project Name	OPC ROG 9-239 (ii.) Cost/budget by year <i>Note - All dollars are in CapEx, and reflect annual expenditures</i>				OPC ROG 9-239 (iii.) Purpose	OPC ROG 9-239 (iv.) Miles of Line <i>(when applicable)</i>
Investment Code	Model Name	Investment Name	2024 Budget	2025 Forecast	2026 Forecast	2027 Forecast	Project Justification	Circuit Miles <small>(as recorded in support for OPC ROG 9-182 and 9-183 responses)</small>
27CAPPINDEF			0	0	0	2,000,000		n/a
25ANMITDEF			0	1,000,000	0	0		n/a
26ANMITDEF			0	0	1,000,000	0		n/a
27ANMITDEF			0	0	0	1,000,000		n/a
27ELECSOLIDDEF			0	0	0	4,000,000		n/a

DEF Transmission Capital Projects

OPC ROG 9-239 (a.) Planned Capital Projects List		OPC ROG 9-239 (i.) Project Name	OPC ROG 9-239 (ii.) Cost/budget by year <i>Note - All dollars are in CapEx, and reflect annual expenditures</i>				OPC ROG 9-239 (iii.) Purpose	OPC ROG 9-239 (iv.) Miles of Line <i>(when applicable)</i>
Investment Code	Model Name	Investment Name	2024 Budget	2025 Forecast	2026 Forecast	2027 Forecast	Project Justification	Circuit Miles <small>(as recorded in support for OPC ROG 9-182 and 9-183 responses)</small>
26ELECSOLIDDEF			0	0	4,000,000	0		n/a
25ELECSOLIDDEF			0	4,000,000	0	0		n/a
27ARRESTDEF			0	0	0	250,000		n/a
26ARRESTDEF			0	0	250,000	0		n/a
25ARRESTDEF			0	250,000	0	0		n/a

DEF Transmission Capital Projects

OPC ROG 9-239 (a.) Planned Capital Projects List		OPC ROG 9-239 (i.) Project Name	OPC ROG 9-239 (ii.) Cost/budget by year <i>Note - All dollars are in CapEx, and reflect annual expenditures</i>				OPC ROG 9-239 (iii.) Purpose	OPC ROG 9-239 (iv.) Miles of Line <i>(when applicable)</i>
Investment Code	Model Name	Investment Name	2024 Budget	2025 Forecast	2026 Forecast	2027 Forecast	Project Justification	Circuit Miles <small>(as recorded in support for OPC ROG 9-182 and 9-183 responses)</small>
27BATTERYDEF			0	0	0	500,000		n/a
27BUSHINGDEF			0	0	0	500,000		n/a
26BATTERYDEF			0	0	500,000	0		n/a
26BUSHINGDEF			0	0	500,000	0		n/a
27WHOLESALEDEF			0	0	0	550,000		n/a
25BATTERYDEF			0	500,000	0	0		n/a

REDACTED

DEF Transmission Capital Projects

OPC ROG 9-239 (a.) Planned Capital Projects List		OPC ROG 9-239 (i.) Project Name	OPC ROG 9-239 (ii.) Cost/budget by year <i>Note - All dollars are in CapEx, and reflect annual expenditures</i>				OPC ROG 9-239 (iii.) Purpose	OPC ROG 9-239 (iv.) Miles of Line <i>(when applicable)</i>
Investment Code	Model Name	Investment Name	2024 Budget	2025 Forecast	2026 Forecast	2027 Forecast	Project Justification	Circuit Miles <small>(as recorded in support for OPC ROG 9-182 and 9-183 responses)</small>
25BUSHINGDEF			0	500,000	0	0		n/a
26WHOLESALEDEF			0	0	589,637	0		n/a
25WHOLESALEDEF			0	579,637	0	0		n/a
27PROGRAMSDEF			0	0	0	1,000,000		n/a
26PROGRAMSDEF			0	0	1,000,000	0		n/a
25PROGRAMSDEF			0	1,000,000	0	0		n/a
27TOOLSTESTDEF			0	0	0	1,488,147		n/a
26TOOLSTESTDEF			0	0	1,488,147	0		n/a
25TOOLSTESTDEF			0	1,444,803	0	0		n/a
27CUSTOMERDEF			0	0	0	2,000,000		n/a
27DOTGOVDEF			0	0	0	2,000,000		n/a
27LANDPURCHDEF			0	0	0	2,000,000		n/a
26DOTGOVDEF			0	0	2,388,104	0		n/a
25DOTGOVDEF			0	2,318,548	0	0		n/a
27SPCCDEF			0	0	0	3,000,000		n/a
26SPCCDEF			0	0	3,000,000	0		n/a
25SPCCDEF			0	3,000,000	0	0		n/a
26LANDPURCHDEF			0	0	4,000,000	0		n/a
26CUSTOMERDEF			0	0	2,000,000	0		n/a
25CUSTOMERDEF			0	2,000,000	0	0		n/a
27CAPFAILDEF			0	0	0	22,000,000		n/a
26CAPFAILDEF			0	0	22,000,000	0		n/a
25CAPFAILDEF			0	22,000,000	0	0		n/a
F190138			208,723	1,403,352	12,184	0		n/a
F180093			0	2,762,938	3,033,975	6,262,500		14
F220071			57,033	1	1	1		n/a
F190092			324,726	101,631	1,566,838	6,247		n/a
F180385			0	0	0	470,948		n/a

DEF Transmission Capital Projects

OPC ROG 9-239 (a.) Planned Capital Projects List		OPC ROG 9-239 (i.) Project Name	OPC ROG 9-239 (ii.) Cost/budget by year <i>Note - All dollars are in CapEx, and reflect annual expenditures</i>				OPC ROG 9-239 (iii.) Purpose	OPC ROG 9-239 (iv.) Miles of Line <i>(when applicable)</i>
Investment Code	Model Name	Investment Name	2024 Budget	2025 Forecast	2026 Forecast	2027 Forecast	Project Justification	Circuit Miles <small>(as recorded in support for OPC ROG 9-182 and 9-183 responses)</small>
FL1502			0	0	0	150,000		3
F190136			0	0	18,187	759,693		n/a
F210309			0	0	216,839	1,572,463		n/a
FL2640			0	0	2,332,643	6,869,791		27/27
AM2725D3				0	81,420	2,391,910		n/a
F190283				0	0	13,005		n/a

DEF Transmission Capital Projects

OPC ROG 9-239 (a.) Planned Capital Projects List		OPC ROG 9-239 (i.) Project Name	OPC ROG 9-239 (ii.) Cost/budget by year <i>Note - All dollars are in CapEx, and reflect annual expenditures</i>				OPC ROG 9-239 (iii.) Purpose	OPC ROG 9-239 (iv.) Miles of Line <i>(when applicable)</i>
Investment Code	Model Name	Investment Name	2024 Budget	2025 Forecast	2026 Forecast	2027 Forecast	Project Justification	Circuit Miles <small>(as recorded in support for OPC ROG 9-182 and 9-183 responses)</small>
F180166				0	26,625	145,906		n/a
F201328				0	0	175,984		n/a
F190306				0	0	130,853		n/a
F201325			0	296,904	520,292	138,277		n/a
F220004				605,011	2,264,649	588,616		5
F220351				2,722,037	82,019	0		n/a
FLOSPRK			45,805,000	0	0	0		n/a
*PS2025			20,000,000	40,000,000				n/a

	2024	2025	2026	2027
<i>Subtotal (for filtering)</i>	578,355,441	503,770,337	416,164,241	407,282,082
Total CapEx Expenditures	\$578.4 M	\$503.8 M	\$416.2 M	\$407.3 M

CONFIDENTIAL

DEF Transmission Planning, 2023 Annual TAP, Project Presentations

Investment Code	Model Name	Investment Name	File Name
F180032			F180032.pdf
F180049			F180049.pdf
F180100			F180100.pdf
F180245			F180245.pdf
F190235			F190235.pdf
F190237			F190237.pdf
F190238			F190238.pdf
F190239			F190239.pdf
F190240			F190240.pdf
F190242			F190242.pdf
F190243			F190243.pdf
F201264			Previously Produced - See Response to OPC POD 1-22
F201265			Previously Produced - See Response to OPC POD 1-22
F201288			F201288.pdf
F201308			Previously Produced - See Response to OPC POD 1-22
F201333			F201333.pdf
F210009			F210009 - F210012 - F210013.pdf
F210012			F210009 - F210012 - F210013.pdf
F210015			F210015.pdf
F210030			Previously Produced - See Response to OPC POD 1-22
F210040			F220105 - F210040 - F210042 - F201310 - FL2645.pdf
F210042			Previously Produced - See Response to OPC POD 1-22
F210172			F210172.pdf
F210196			Previously Produced - See Response to OPC POD 1-22
F210199			Previously Produced - See Response to OPC POD 1-22
F210200			F210200.pdf
F210201			F210201.pdf
F210202			F210202.pdf
F210203			F210203.pdf
F210291			F210291.pdf
F210292			F210292.pdf
F210405			Previously Produced - See Response to OPC POD 1-22
F210546			FL2516 - F210546.pdf
F210573			F210352 - F210573 - F210574 - F220133.pdf
F210574			F210352 - F210573 - F210574 - F220133.pdf
F220105			Previously Produced - See Response to OPC POD 1-22
F220120			F220120.pdf
F220133			F210352 - F210573 - F210574 - F220133.pdf
F220157			F220157.pdf
F220165			F220165.pdf
FL2098T2			FL2098 - FL2098T2.pdf
FL2117			Previously Produced - See Response to OPC POD 1-22
FL2137			Previously Produced - See Response to OPC POD 1-22
FL2426			FL2426.pdf
FL2500			Previously Produced - See Response to OPC POD 1-22

CONFIDENTIAL

DEF Transmission Planning, 2023 Annual TAP, Project Presentations

Investment Code	Model Name	Investment Name	File Name
FL2516			FL2516 - F210546.pdf
FL2640			FL2640.pdf
FL2783			FL2783.pdf
FL2800			FL2800.pdf
FL2812			Previously Produced - See Response to OPC POD 1-22
FL2990			FL2990.pdf
FL2993			FL2993.pdf
FL3030			FL3030 -F220306.pdf
FLCRR2471			FL2471 - FLCRR2471.pdf

REDACTED
DOCUMENTS BEARING BATES NUMBER 20240025-
OPCROG9-00024081 THROUGH 20240025-
OPCROG9-00024169
ARE REDACTED IN THEIR ENTIRETY

REDACTED
DOCUMENTS BEARING BATES NUMBER 20240025-
OPCROG9-00024171
IS REDACTED IN ITS ENTIRETY

REDACTED
DOCUMENTS BEARING BATES NUMBER 20240025-
OPCROG9-00024172 through 20240025-OPCROG9-
00024173
ARE REDACTED IN ITS ENTIRETY

REDACTED
DOCUMENTS BEARING BATES NUMBER 20240025-
OPCROG9-00024174 THROUGH 20240025-
OPCROG9-00024225
ARE REDACTED IN THEIR ENTIRETY

DEF Transmission Capital Projects

OPC ROG 9-239 (a.) Planned Capital Projects List		OPC ROG 9-239 (i.) Project Name	OPC ROG 9-239 (ii.) Cost/budget by year <i>Note - All dollars are in CapEx, and reflect annual expenditures</i>				OPC ROG 9-239 (iii.) Purpose	OPC ROG 9-239 (iv.) Miles of Line <i>(when applicable)</i>
Investment Code	Model Name	Investment Name	2024 Budget	2025 Forecast	2026 Forecast	2027 Forecast	Project Justification	Circuit Miles <small>(as recorded in support for OPC ROG 9-182 and 9-183 responses)</small>
F201308			14,220,410	0	0	0		38
F210030			3,915,764	0	0	0		22
F201264			18,242,370	1,891,330	0	0		18
F210024			159,216	0	0	0		n/a
FL2812			2,274,211	0	0	0		3
FL1982			15,922	0	0	0		3
F190243			800,915	0	0	0		5
F210009			195,975	57,360	0	0		n/a
FL2426			2,343,311	19,919	0	0		2
FL2098T2			1,374,234	0	0	0		10

DEF Transmission Capital Projects

OPC ROG 9-239 (a.) Planned Capital Projects List		OPC ROG 9-239 (i.) Project Name	OPC ROG 9-239 (ii.) Cost/budget by year <i>Note - All dollars are in CapEx, and reflect annual expenditures</i>				OPC ROG 9-239 (iii.) Purpose	OPC ROG 9-239 (iv.) Miles of Line <i>(when applicable)</i>
Investment Code	Model Name	Investment Name	2024 Budget	2025 Forecast	2026 Forecast	2027 Forecast	Project Justification	Circuit Miles <small>(as recorded in support for OPC ROG 9-182 and 9-183 responses)</small>
FL2117			57,223,094	51,605,288	14,762,935	0		4
FL2794			6,953	0	0	0		n/a
F180204			0	122	0	0		n/a
F201263			1,674,189	0	0	0		10
FL2516			10,713,302	5,595,053	77,927	0		n/a
FL3030			56,545	26,257	0	0		2
FL2500			11,137,366	4,456,840	0	0		2

DEF Transmission Capital Projects

OPC ROG 9-239 (a.) Planned Capital Projects List		OPC ROG 9-239 (i.) Project Name	OPC ROG 9-239 (ii.) Cost/budget by year <i>Note - All dollars are in CapEx, and reflect annual expenditures</i>				OPC ROG 9-239 (iii.) Purpose	OPC ROG 9-239 (iv.) Miles of Line <i>(when applicable)</i>
Investment Code	Model Name	Investment Name	2024 Budget	2025 Forecast	2026 Forecast	2027 Forecast	Project Justification	Circuit Miles <small>(as recorded in support for OPC ROG 9-182 and 9-183 responses)</small>
F180137			318,646	0	0	0		n/a
F210175			135,053	0	0	0		n/a
F12137			80,178,327	21,377,017	0	0		25/24
F210168			4,269,723	13,023,249	134,965	0		n/a
F190121			602,901	46	0	0		n/a
F210196			1,997,069	4,647,008	7,799,753	4,636		9

DEF Transmission Capital Projects

OPC ROG 9-239 (a.) Planned Capital Projects List		OPC ROG 9-239 (i.) Project Name	OPC ROG 9-239 (ii.) Cost/budget by year <i>Note - All dollars are in CapEx, and reflect annual expenditures</i>				OPC ROG 9-239 (iii.) Purpose	OPC ROG 9-239 (iv.) Miles of Line <i>(when applicable)</i>
Investment Code	Model Name	Investment Name	2024 Budget	2025 Forecast	2026 Forecast	2027 Forecast	Project Justification	Circuit Miles <small>(as recorded in support for OPC ROG 9-182 and 9-183 responses)</small>
F220105			6,452,873	22,907,505	42,423,973	0		36
F180170			2,337,150	78	0	0		n/a
F201333			1,075,950	0	0	0		n/a
F190090			25,493	0	0	0		n/a
F180349			55,232	0	0	0		n/a

DEF Transmission Capital Projects

OPC ROG 9-239 (a.) Planned Capital Projects List		OPC ROG 9-239 (i.) Project Name	OPC ROG 9-239 (ii.) Cost/budget by year <i>Note - All dollars are in CapEx, and reflect annual expenditures</i>				OPC ROG 9-239 (iii.) Purpose	OPC ROG 9-239 (iv.) Miles of Line <i>(when applicable)</i>
Investment Code	Model Name	Investment Name	2024 Budget	2025 Forecast	2026 Forecast	2027 Forecast	Project Justification	Circuit Miles <small>(as recorded in support for OPC ROG 9-182 and 9-183 responses)</small>
F220024			2,647,989	23,607,543	0	0		n/a
F201265			25,480,651	4,297,508	0	0		12
F210202			842,471	8,329,000	265,768	0		6
FLCRR2471			3,481,601	5,600,429	0	0		4
F190124			20	0	0	0		n/a
F201208			127,147	0	0	0		n/a
F210291			6,835,219	0	0	0		n/a

DEF Transmission Capital Projects

OPC ROG 9-239 (a.) Planned Capital Projects List		OPC ROG 9-239 (i.) Project Name	OPC ROG 9-239 (ii.) Cost/budget by year <i>Note - All dollars are in CapEx, and reflect annual expenditures</i>				OPC ROG 9-239 (iii.) Purpose	OPC ROG 9-239 (iv.) Miles of Line <i>(when applicable)</i>
Investment Code	Model Name	Investment Name	2024 Budget	2025 Forecast	2026 Forecast	2027 Forecast	Project Justification	Circuit Miles <small>(as recorded in support for OPC ROG 9-182 and 9-183 responses)</small>
F210199			435,722	942,623	4,457,834	4,789,204		7
F180100			1,824,566	9,354,481	0	0		8
F190001			8,334,640	408	0	0		n/a
F210405			883,994	7,442,956	10,482,782	0		n/a
F171023			6,609,458	0	0	0		n/a
F190205			2,774,596	6,721	0	0		n/a
F190214			3,013,978	21	0	0		n/a

DEF Transmission Capital Projects

OPC ROG 9-239 (a.) Planned Capital Projects List		OPC ROG 9-239 (i.) Project Name	OPC ROG 9-239 (ii.) Cost/budget by year <i>Note - All dollars are in CapEx, and reflect annual expenditures</i>				OPC ROG 9-239 (iii.) Purpose	OPC ROG 9-239 (iv.) Miles of Line <i>(when applicable)</i>
Investment Code	Model Name	Investment Name	2024 Budget	2025 Forecast	2026 Forecast	2027 Forecast	Project Justification	Circuit Miles <small>(as recorded in support for OPC ROG 9-182 and 9-183 responses)</small>
F201119			3,772,239	183	0	0		n/a
F210546			0	16	0	0		n/a
F171025			1,127,475	1,861,157	0	0		n/a
F210204			706,793	268,881	7,227,541	531		5
F180129			0	29,155	0	0		n/a
F190300			72	0	0	0		n/a
F190030			27,877	0	0	0		n/a

DEF Transmission Capital Projects

OPC ROG 9-239 (a.) Planned Capital Projects List		OPC ROG 9-239 (i.) Project Name	OPC ROG 9-239 (ii.) Cost/budget by year <i>Note - All dollars are in CapEx, and reflect annual expenditures</i>				OPC ROG 9-239 (iii.) Purpose	OPC ROG 9-239 (iv.) Miles of Line <i>(when applicable)</i>
Investment Code	Model Name	Investment Name	2024 Budget	2025 Forecast	2026 Forecast	2027 Forecast	Project Justification	Circuit Miles <small>(as recorded in support for OPC ROG 9-182 and 9-183 responses)</small>
F190279			3,199,110	1,214,400	0	0		n/a
F210308			1,868,130	0	0	0		n/a
F210042			13,504,808	25,462,601	6,240,263	216		n/a
F210203			1,438,121	587,286	9,319,565	31,373		7
F190096			2,154,720	0	0	0		n/a
F201321			1,766,569	66,472	0	0		n/a
F180189			539,248	4,553,579	28,213	0		n/a
F210573			919,702	49	0	0		n/a

DEF Transmission Capital Projects

OPC ROG 9-239 (a.) Planned Capital Projects List		OPC ROG 9-239 (i.) Project Name	OPC ROG 9-239 (ii.) Cost/budget by year <i>Note - All dollars are in CapEx, and reflect annual expenditures</i>				OPC ROG 9-239 (iii.) Purpose	OPC ROG 9-239 (iv.) Miles of Line <i>(when applicable)</i>
Investment Code	Model Name	Investment Name	2024 Budget	2025 Forecast	2026 Forecast	2027 Forecast	Project Justification	Circuit Miles <small>(as recorded in support for OPC ROG 9-182 and 9-183 responses)</small>
F180117			3,010,590	0	0	0		n/a
F190038			2,458,838	0	0	0		n/a
F210299			2,551,010	0	0	0		n/a
F210574			914,114	49	0	0		n/a
F210174			74,818	1,507,189	10,343	0		n/a

DEF Transmission Capital Projects

OPC ROG 9-239 (a.) Planned Capital Projects List		OPC ROG 9-239 (i.) Project Name	OPC ROG 9-239 (ii.) Cost/budget by year <i>Note - All dollars are in CapEx, and reflect annual expenditures</i>				OPC ROG 9-239 (iii.) Purpose	OPC ROG 9-239 (iv.) Miles of Line <i>(when applicable)</i>
Investment Code	Model Name	Investment Name	2024 Budget	2025 Forecast	2026 Forecast	2027 Forecast	Project Justification	Circuit Miles <small>(as recorded in support for OPC ROG 9-182 and 9-183 responses)</small>
F190018			34	0	0	0		n/a
F220065			15,199	0	0	0		n/a
F220384			491,701	0	0	0		n/a
F210298			135,365	2,719,869	0	0		n/a

DEF Transmission Capital Projects

OPC ROG 9-239 (a.) Planned Capital Projects List		OPC ROG 9-239 (i.) Project Name	OPC ROG 9-239 (ii.) Cost/budget by year <i>Note - All dollars are in CapEx, and reflect annual expenditures</i>				OPC ROG 9-239 (iii.) Purpose	OPC ROG 9-239 (iv.) Miles of Line <i>(when applicable)</i>
Investment Code	Model Name	Investment Name	2024 Budget	2025 Forecast	2026 Forecast	2027 Forecast	Project Justification	Circuit Miles <small>(as recorded in support for OPC ROG 9-182 and 9-183 responses)</small>
F210242			135,365	2,719,869	0	0		n/a
F180365			1,331,674	1,492,658	0	0		n/a
F210311			1,437,405	1,371,047	0	0		n/a

DEF Transmission Capital Projects

OPC ROG 9-239 (a.) Planned Capital Projects List		OPC ROG 9-239 (i.) Project Name	OPC ROG 9-239 (ii.) Cost/budget by year <i>Note - All dollars are in CapEx, and reflect annual expenditures</i>				OPC ROG 9-239 (iii.) Purpose	OPC ROG 9-239 (iv.) Miles of Line <i>(when applicable)</i>
Investment Code	Model Name	Investment Name	2024 Budget	2025 Forecast	2026 Forecast	2027 Forecast	Project Justification	Circuit Miles <small>(as recorded in support for OPC ROG 9-182 and 9-183 responses)</small>
F190029			1,169,978	21,841	0	0		n/a
F190203			957,182	725,653	0	0		n/a
F210263			3	0	0	0		n/a
F210533			1,178,461	5,061,112	21,201	0		n/a
F190147			913,692	0	0	0		n/a
F171017			3,128,014	1,991	0	5,526		n/a
F180065			2,125,389	5,121	0	0		n/a

DEF Transmission Capital Projects

OPC ROG 9-239 (a.) Planned Capital Projects List		OPC ROG 9-239 (i.) Project Name	OPC ROG 9-239 (ii.) Cost/budget by year <i>Note - All dollars are in CapEx, and reflect annual expenditures</i>				OPC ROG 9-239 (iii.) Purpose	OPC ROG 9-239 (iv.) Miles of Line <i>(when applicable)</i>
Investment Code	Model Name	Investment Name	2024 Budget	2025 Forecast	2026 Forecast	2027 Forecast	Project Justification	Circuit Miles <small>(as recorded in support for OPC ROG 9-182 and 9-183 responses)</small>
FL2990			1,279,436	1,277,558	8,058,441	10,357		5
F180245			1,214,419	547,641	12,947,425	3,656,193		3
F180268			1,517,117	173,647	0	0		n/a
F171028			1,107,407	375	0	0		n/a
F190003			496,978	8,501,353	1,195	0		n/a

DEF Transmission Capital Projects

OPC ROG 9-239 (a.) Planned Capital Projects List		OPC ROG 9-239 (i.) Project Name	OPC ROG 9-239 (ii.) Cost/budget by year <i>Note - All dollars are in CapEx, and reflect annual expenditures</i>				OPC ROG 9-239 (iii.) Purpose	OPC ROG 9-239 (iv.) Miles of Line <i>(when applicable)</i>
Investment Code	Model Name	Investment Name	2024 Budget	2025 Forecast	2026 Forecast	2027 Forecast	Project Justification	Circuit Miles <small>(as recorded in support for OPC ROG 9-182 and 9-183 responses)</small>
F201122			499,533	8,498,916	1,195	0		n/a
F220186			719,100	0	0	0		n/a
F190248			1,499	0	0	0		n/a
F180032			1,597,241	260,350	6,613,884	17,251		2
F210060			316,209	0	0	0		n/a
F210061			316,209	0	0	0		n/a

DEF Transmission Capital Projects

OPC ROG 9-239 (a.) Planned Capital Projects List		OPC ROG 9-239 (i.) Project Name	OPC ROG 9-239 (ii.) Cost/budget by year <i>Note - All dollars are in CapEx, and reflect annual expenditures</i>				OPC ROG 9-239 (iii.) Purpose	OPC ROG 9-239 (iv.) Miles of Line <i>(when applicable)</i>
Investment Code	Model Name	Investment Name	2024 Budget	2025 Forecast	2026 Forecast	2027 Forecast	Project Justification	Circuit Miles <small>(as recorded in support for OPC ROG 9-182 and 9-183 responses)</small>
F210063			316,209	0	0	0		n/a
F210062			316,209	0	0	0		n/a
F210064			316,209	0	0	0		n/a

DEF Transmission Capital Projects

OPC ROG 9-239 (a.) Planned Capital Projects List		OPC ROG 9-239 (i.) Project Name	OPC ROG 9-239 (ii.) Cost/budget by year <i>Note - All dollars are in CapEx, and reflect annual expenditures</i>				OPC ROG 9-239 (iii.) Purpose	OPC ROG 9-239 (iv.) Miles of Line <i>(when applicable)</i>
Investment Code	Model Name	Investment Name	2024 Budget	2025 Forecast	2026 Forecast	2027 Forecast	Project Justification	Circuit Miles <small>(as recorded in support for OPC ROG 9-182 and 9-183 responses)</small>
F210068			316,209	0	0	0		n/a
F210069			316,209	0	0	0		n/a
F180277			1,675,629	0	0	0		n/a
F210172			15,187,202	40,783	2,648	7,212		15

DEF Transmission Capital Projects

OPC ROG 9-239 (a.) Planned Capital Projects List		OPC ROG 9-239 (i.) Project Name	OPC ROG 9-239 (ii.) Cost/budget by year <i>Note - All dollars are in CapEx, and reflect annual expenditures</i>				OPC ROG 9-239 (iii.) Purpose	OPC ROG 9-239 (iv.) Miles of Line <i>(when applicable)</i>
Investment Code	Model Name	Investment Name	2024 Budget	2025 Forecast	2026 Forecast	2027 Forecast	Project Justification	Circuit Miles <small>(as recorded in support for OPC ROG 9-182 and 9-183 responses)</small>
F210059			328,554	0	0	0		n/a
F210058			328,554	0	0	0		n/a
F180266			166,474	2,816,198	0	0		n/a

REDACTED

DEF Transmission Capital Projects

OPC ROG 9-239 (a.) Planned Capital Projects List		OPC ROG 9-239 (i.) Project Name	OPC ROG 9-239 (ii.) Cost/budget by year <i>Note - All dollars are in CapEx, and reflect annual expenditures</i>				OPC ROG 9-239 (iii.) Purpose	OPC ROG 9-239 (iv.) Miles of Line <i>(when applicable)</i>
Investment Code	Model Name	Investment Name	2024 Budget	2025 Forecast	2026 Forecast	2027 Forecast	Project Justification	Circuit Miles <small>(as recorded in support for OPC ROG 9-182 and 9-183 responses)</small>
F210162			392,601	0	0	0		n/a
F210192			393,900	0	0	0		n/a
F210158			406,377	0	0	0		n/a
F190250			206,392	16	0	0		n/a
F190256			207,248	16	0	0		n/a
F190255			208,615	16	0	0		n/a
F190257			208,167	16	0	0		n/a
F190251			205,048	300	0	0		n/a
F190254			204,055	3,788	0	0		n/a
F190253			201,989	6,909	0	0		n/a
F210012			(62,638)	0	0	0		n/a

DEF Transmission Capital Projects

OPC ROG 9-239 (a.) Planned Capital Projects List		OPC ROG 9-239 (i.) Project Name	OPC ROG 9-239 (ii.) Cost/budget by year <i>Note - All dollars are in CapEx, and reflect annual expenditures</i>				OPC ROG 9-239 (iii.) Purpose	OPC ROG 9-239 (iv.) Miles of Line <i>(when applicable)</i>
Investment Code	Model Name	Investment Name	2024 Budget	2025 Forecast	2026 Forecast	2027 Forecast	Project Justification	Circuit Miles <small>(as recorded in support for OPC ROG 9-182 and 9-183 responses)</small>
F210292			440,481	0	0	0		n/a
F190035			2,816,094	0	0	0		n/a
F190143			546,573	49,521	0	0		n/a
F220165			768,118	0	0	0		n/a
F210186			521,166	7,291	0	0		n/a
F210201			36,470	1	0	0		8
F210200			192	1	0	0		4
F190036			740,335	548,856	8,878	0		n/a

REDACTED

DEF Transmission Capital Projects

OPC ROG 9-239 (a.) Planned Capital Projects List		OPC ROG 9-239 (i.) Project Name	OPC ROG 9-239 (ii.) Cost/budget by year <i>Note - All dollars are in CapEx, and reflect annual expenditures</i>				OPC ROG 9-239 (iii.) Purpose	OPC ROG 9-239 (iv.) Miles of Line <i>(when applicable)</i>
Investment Code	Model Name	Investment Name	2024 Budget	2025 Forecast	2026 Forecast	2027 Forecast	Project Justification	Circuit Miles <small>(as recorded in support for OPC ROG 9-182 and 9-183 responses)</small>
FL2783			896,808	2,445,554	893,723	32,150,595		13
F210015			0	6,292,919	5,567,684	29,445,161		10
F210016			603,541	4,548,268	3,068,348	24,029,912		11
F180191			0	2,756,106	4,559,594	23,723,047		12
F210315			0	199,101	1,547,386	1,380,973		n/a
FL2699			0	256,181	1,365,266	15,608,206		n/a
FL2995			0	1,329,372	4,768,388	13,148,618		12
F210352			1,511,213	281,524	210,672	12,293,134		10
F190232			0	82,701	3,998,634	9,475,654		n/a
F190293			0	1,899,025	961,848	8,004,017		6

DEF Transmission Capital Projects

OPC ROG 9-239 (a.) Planned Capital Projects List		OPC ROG 9-239 (i.) Project Name	OPC ROG 9-239 (ii.) Cost/budget by year <i>Note - All dollars are in CapEx, and reflect annual expenditures</i>				OPC ROG 9-239 (iii.) Purpose	OPC ROG 9-239 (iv.) Miles of Line <i>(when applicable)</i>
Investment Code	Model Name	Investment Name	2024 Budget	2025 Forecast	2026 Forecast	2027 Forecast	Project Justification	Circuit Miles <small>(as recorded in support for OPC ROG 9-182 and 9-183 responses)</small>
FL2993			10,693	2,304,889	1,058,268	7,412,120		3
F190139			0	70,323	655,716	644,855		n/a
FL1936			0	0	0	3,775,611		9
F180270			0	0	2,317,848	2,926,031		13
FL2149			0	793,613	698,963	2,835,036		10
F210521			121,006	357,455	1,300,808	2,706,554		n/a
F201184			0	0	1,287,652	2,482,667		11
F210296			0	42,135	193,935	2,231,688		n/a

REDACTED

DEF Transmission Capital Projects

OPC ROG 9-239 (a.) Planned Capital Projects List		OPC ROG 9-239 (i.) Project Name	OPC ROG 9-239 (ii.) Cost/budget by year <i>Note - All dollars are in CapEx, and reflect annual expenditures</i>				OPC ROG 9-239 (iii.) Purpose	OPC ROG 9-239 (iv.) Miles of Line <i>(when applicable)</i>
Investment Code	Model Name	Investment Name	2024 Budget	2025 Forecast	2026 Forecast	2027 Forecast	Project Justification	Circuit Miles <small>(as recorded in support for OPC ROG 9-182 and 9-183 responses)</small>
FL2800			8,814,697	4,035,169	46,783,919	2,296,331		8
F190146			0	97,906	314,147	2,146,523		n/a
F210017			0	0	2,041,023	2,180,236		6
F210019			0	0	0	2,071,641		12
F190065			0	0	269,547	2,119,709		n/a
F210303			0	30,732	340,475	1,989,139		n/a
F201327			0	0	3,635,764	1,921,893		13

REDACTED

DEF Transmission Capital Projects

OPC ROG 9-239 (a.) Planned Capital Projects List		OPC ROG 9-239 (i.) Project Name	OPC ROG 9-239 (ii.) Cost/budget by year <i>Note - All dollars are in CapEx, and reflect annual expenditures</i>				OPC ROG 9-239 (iii.) Purpose	OPC ROG 9-239 (iv.) Miles of Line <i>(when applicable)</i>
Investment Code	Model Name	Investment Name	2024 Budget	2025 Forecast	2026 Forecast	2027 Forecast	Project Justification	Circuit Miles <small>(as recorded in support for OPC ROG 9-182 and 9-183 responses)</small>
F210306			0	10,857	359,498	1,900,863		n/a
F190137			0	81,273	125,279	1,475,569		n/a
F210550			0	808,037	1,124,186	1,272,412		7
F180192			0	0	265,800	1,272,044		4
F201080			0	0	181,456	1,225,353		2
F210558			0	546,718	339,932	1,158,092		3
F210302			0	24,019	93,290	1,117,835		n/a
F210195			0	0	0	1,046,211		6
FL2344			0	0	0	1,025,844		6
F201148			0	62,869	1,050,554	790,309		n/a

REDACTED

DEF Transmission Capital Projects

OPC ROG 9-239 (a.) Planned Capital Projects List		OPC ROG 9-239 (i.) Project Name	OPC ROG 9-239 (ii.) Cost/budget by year <i>Note - All dollars are in CapEx, and reflect annual expenditures</i>				OPC ROG 9-239 (iii.) Purpose	OPC ROG 9-239 (iv.) Miles of Line <i>(when applicable)</i>
Investment Code	Model Name	Investment Name	2024 Budget	2025 Forecast	2026 Forecast	2027 Forecast	Project Justification	Circuit Miles <small>(as recorded in support for OPC ROG 9-182 and 9-183 responses)</small>
F180253			0	0	671,506	748,707		5
F220135			0	9,488	60,810	724,756		n/a
F220136			0	9,488	60,810	724,756		n/a
F201081			0	0	0	663,477		3
F180180			0	0	0	638,850		3
FL2136			0	0	0	625,597		3
F210536			0	0	0	610,300		n/a
F201336			0	0	0	489,596		n/a
FL2096			0	0	0	462,433		3
F220133			0	13,010	243,290	442,531		n/a
F190161			0	0	300,947	365,835		n/a
F210096			0	0	55,000	399,692		n/a

DEF Transmission Capital Projects

OPC ROG 9-239 (a.) Planned Capital Projects List		OPC ROG 9-239 (i.) Project Name	OPC ROG 9-239 (ii.) Cost/budget by year <i>Note - All dollars are in CapEx, and reflect annual expenditures</i>				OPC ROG 9-239 (iii.) Purpose	OPC ROG 9-239 (iv.) Miles of Line <i>(when applicable)</i>
Investment Code	Model Name	Investment Name	2024 Budget	2025 Forecast	2026 Forecast	2027 Forecast	Project Justification	Circuit Miles <small>(as recorded in support for OPC ROG 9-182 and 9-183 responses)</small>
F210097			0	0	55,000	399,692		n/a
F210099			0	0	55,000	399,692		n/a
F210094			0	0	55,000	399,692		n/a

DEF Transmission Capital Projects

OPC ROG 9-239 (a.) Planned Capital Projects List		OPC ROG 9-239 (i.) Project Name	OPC ROG 9-239 (ii.) Cost/budget by year <i>Note - All dollars are in CapEx, and reflect annual expenditures</i>				OPC ROG 9-239 (iii.) Purpose	OPC ROG 9-239 (iv.) Miles of Line <i>(when applicable)</i>
Investment Code	Model Name	Investment Name	2024 Budget	2025 Forecast	2026 Forecast	2027 Forecast	Project Justification	Circuit Miles <small>(as recorded in support for OPC ROG 9-182 and 9-183 responses)</small>
F210098			0	0	55,000	399,692		n/a
F210089			0	0	32,092	371,469		n/a
F210091			0	0	32,092	371,469		n/a

DEF Transmission Capital Projects

OPC ROG 9-239 (a.) Planned Capital Projects List		OPC ROG 9-239 (i.) Project Name	OPC ROG 9-239 (ii.) Cost/budget by year <i>Note - All dollars are in CapEx, and reflect annual expenditures</i>				OPC ROG 9-239 (iii.) Purpose	OPC ROG 9-239 (iv.) Miles of Line <i>(when applicable)</i>
Investment Code	Model Name	Investment Name	2024 Budget	2025 Forecast	2026 Forecast	2027 Forecast	Project Justification	Circuit Miles <small>(as recorded in support for OPC ROG 9-182 and 9-183 responses)</small>
F210090			0	0	32,092	371,469		n/a
F210092			0	0	32,092	371,469		n/a
F210093			0	0	32,092	371,469		n/a
F180173			0	0	0	358,842		3
FL2994			0	0	1,485,183	347,463		2

DEF Transmission Capital Projects

OPC ROG 9-239 (a.) Planned Capital Projects List		OPC ROG 9-239 (i.) Project Name	OPC ROG 9-239 (ii.) Cost/budget by year <i>Note - All dollars are in CapEx, and reflect annual expenditures</i>				OPC ROG 9-239 (iii.) Purpose	OPC ROG 9-239 (iv.) Miles of Line <i>(when applicable)</i>
Investment Code	Model Name	Investment Name	2024 Budget	2025 Forecast	2026 Forecast	2027 Forecast	Project Justification	Circuit Miles <small>(as recorded in support for OPC ROG 9-182 and 9-183 responses)</small>
F210095			0	0	66,413	332,403		n/a
F201268			0	0	0	312,955		4
F210327			0	0	40,635	194,438		n/a
F190016			377,282	4,567,233	2,579,318	117,513		n/a
F190292			0	0	0	162,487		2
F201325			0	267,214	468,263	124,449		2

DEF Transmission Capital Projects

OPC ROG 9-239 (a.) Planned Capital Projects List		OPC ROG 9-239 (i.) Project Name	OPC ROG 9-239 (ii.) Cost/budget by year <i>Note - All dollars are in CapEx, and reflect annual expenditures</i>				OPC ROG 9-239 (iii.) Purpose	OPC ROG 9-239 (iv.) Miles of Line <i>(when applicable)</i>
Investment Code	Model Name	Investment Name	2024 Budget	2025 Forecast	2026 Forecast	2027 Forecast	Project Justification	Circuit Miles <small>(as recorded in support for OPC ROG 9-182 and 9-183 responses)</small>
F201064			1,035,077	265,488	9,175,430	94,475		n/a
F201323			0	0	0	87,633		n/a
F201326			0	0	0	87,633		n/a
F201347			0	0	0	87,633		n/a
F210198			0	0	242,132	77,680		n/a
F190097			36,015	175,645	2,069,795	8,962		n/a
F210109			0	0	0	65,879		n/a
F210110			0	0	0	65,762		n/a

DEF Transmission Capital Projects

OPC ROG 9-239 (a.) Planned Capital Projects List		OPC ROG 9-239 (i.) Project Name	OPC ROG 9-239 (ii.) Cost/budget by year <i>Note - All dollars are in CapEx, and reflect annual expenditures</i>				OPC ROG 9-239 (iii.) Purpose	OPC ROG 9-239 (iv.) Miles of Line <i>(when applicable)</i>
Investment Code	Model Name	Investment Name	2024 Budget	2025 Forecast	2026 Forecast	2027 Forecast	Project Justification	Circuit Miles <small>(as recorded in support for OPC ROG 9-182 and 9-183 responses)</small>
F210100			0	0	0	65,646		n/a
F210101			0	0	0	65,646		n/a
F210102			0	0	0	65,414		n/a

DEF Transmission Capital Projects

OPC ROG 9-239 (a.) Planned Capital Projects List		OPC ROG 9-239 (i.) Project Name	OPC ROG 9-239 (ii.) Cost/budget by year <i>Note - All dollars are in CapEx, and reflect annual expenditures</i>				OPC ROG 9-239 (iii.) Purpose	OPC ROG 9-239 (iv.) Miles of Line <i>(when applicable)</i>
Investment Code	Model Name	Investment Name	2024 Budget	2025 Forecast	2026 Forecast	2027 Forecast	Project Justification	Circuit Miles <small>(as recorded in support for OPC ROG 9-182 and 9-183 responses)</small>
F210103			0	0	0	58,046		n/a
F210104			0	0	0	58,046		n/a
F210105			0	0	0	58,046		n/a

DEF Transmission Capital Projects

OPC ROG 9-239 (a.) Planned Capital Projects List		OPC ROG 9-239 (i.) Project Name	OPC ROG 9-239 (ii.) Cost/budget by year <i>Note - All dollars are in CapEx, and reflect annual expenditures</i>				OPC ROG 9-239 (iii.) Purpose	OPC ROG 9-239 (iv.) Miles of Line <i>(when applicable)</i>
Investment Code	Model Name	Investment Name	2024 Budget	2025 Forecast	2026 Forecast	2027 Forecast	Project Justification	Circuit Miles <small>(as recorded in support for OPC ROG 9-182 and 9-183 responses)</small>
F210106			0	0	0	58,046		n/a
F210108			0	0	0	58,046		n/a
F210107			0	0	0	58,046		n/a
F220310			0	0	46,367	56,594		n/a
FL3125			0	0	0	32,982		n/a

DEF Transmission Capital Projects

OPC ROG 9-239 (a.) Planned Capital Projects List		OPC ROG 9-239 (i.) Project Name	OPC ROG 9-239 (ii.) Cost/budget by year <i>Note - All dollars are in CapEx, and reflect annual expenditures</i>				OPC ROG 9-239 (iii.) Purpose	OPC ROG 9-239 (iv.) Miles of Line <i>(when applicable)</i>
Investment Code	Model Name	Investment Name	2024 Budget	2025 Forecast	2026 Forecast	2027 Forecast	Project Justification	Circuit Miles <small>(as recorded in support for OPC ROG 9-182 and 9-183 responses)</small>
F190037			0	0	17,051	23,576		n/a
F220349			34,331	260,010	3,409,581	19,122		n/a
F201123			0	476,353	8,559,392	0		n/a
F210084			0	0	389,252	4,016		n/a
F210087			0	0	389,252	4,016		n/a

DEF Transmission Capital Projects

OPC ROG 9-239 (a.) Planned Capital Projects List		OPC ROG 9-239 (i.) Project Name	OPC ROG 9-239 (ii.) Cost/budget by year <i>Note - All dollars are in CapEx, and reflect annual expenditures</i>				OPC ROG 9-239 (iii.) Purpose	OPC ROG 9-239 (iv.) Miles of Line <i>(when applicable)</i>
Investment Code	Model Name	Investment Name	2024 Budget	2025 Forecast	2026 Forecast	2027 Forecast	Project Justification	Circuit Miles <small>(as recorded in support for OPC ROG 9-182 and 9-183 responses)</small>
F210088			0	0	389,252	4,016		n/a
F210085			0	0	389,252	4,016		n/a
F210086			0	0	389,252	4,016		n/a
F190242			684,361	6,727,348	3,227,499	259		4
F210293			981,075	425,012	7,728,996	3,428,254		n/a
F220157			468,811	5,791,106	11,132,914	39,456,980		13
F210040			0	9,091,892	35,959,920	26,654,835		15
F180049			0	4,497,573	9,799,204	2,895,925		5

REDACTED

DEF Transmission Capital Projects

OPC ROG 9-239 (a.) Planned Capital Projects List		OPC ROG 9-239 (i.) Project Name	OPC ROG 9-239 (ii.) Cost/budget by year <i>Note - All dollars are in CapEx, and reflect annual expenditures</i>				OPC ROG 9-239 (iii.) Purpose	OPC ROG 9-239 (iv.) Miles of Line <i>(when applicable)</i>
Investment Code	Model Name	Investment Name	2024 Budget	2025 Forecast	2026 Forecast	2027 Forecast	Project Justification	Circuit Miles <small>(as recorded in support for OPC ROG 9-182 and 9-183 responses)</small>
F220309			873,685	8,961,388	272,603	0		3
F210314			1,504,775	1,221,431	161,303	0		n/a
F190050			783,099	5,161,235	134	0		n/a
F201361			690,559	3,074,614	50,447	0		n/a
F201362			690,559	3,074,614	50,447	0		n/a

DEF Transmission Capital Projects

OPC ROG 9-239 (a.) Planned Capital Projects List		OPC ROG 9-239 (i.) Project Name	OPC ROG 9-239 (ii.) Cost/budget by year <i>Note - All dollars are in CapEx, and reflect annual expenditures</i>				OPC ROG 9-239 (iii.) Purpose	OPC ROG 9-239 (iv.) Miles of Line <i>(when applicable)</i>
Investment Code	Model Name	Investment Name	2024 Budget	2025 Forecast	2026 Forecast	2027 Forecast	Project Justification	Circuit Miles <small>(as recorded in support for OPC ROG 9-182 and 9-183 responses)</small>
F210300			345,804	1,980,238	347,885	0		n/a
F201149			32,473	1,630,901	218,358	0		n/a

DEF Transmission Capital Projects

OPC ROG 9-239 (a.) Planned Capital Projects List		OPC ROG 9-239 (i.) Project Name	OPC ROG 9-239 (ii.) Cost/budget by year <i>Note - All dollars are in CapEx, and reflect annual expenditures</i>				OPC ROG 9-239 (iii.) Purpose	OPC ROG 9-239 (iv.) Miles of Line <i>(when applicable)</i>
Investment Code	Model Name	Investment Name	2024 Budget	2025 Forecast	2026 Forecast	2027 Forecast	Project Justification	Circuit Miles <small>(as recorded in support for OPC ROG 9-182 and 9-183 responses)</small>
F190068			55,721	1,215,619	0	0		n/a
F190149			572,660	1,191,222	0	0		n/a
F190285			102,906	1,122,510	11,051	0		n/a
F190284			80,873	1,114,933	4,094	0		n/a

DEF Transmission Capital Projects

OPC ROG 9-239 (a.) Planned Capital Projects List		OPC ROG 9-239 (i.) Project Name	OPC ROG 9-239 (ii.) Cost/budget by year <i>Note - All dollars are in CapEx, and reflect annual expenditures</i>				OPC ROG 9-239 (iii.) Purpose	OPC ROG 9-239 (iv.) Miles of Line <i>(when applicable)</i>
Investment Code	Model Name	Investment Name	2024 Budget	2025 Forecast	2026 Forecast	2027 Forecast	Project Justification	Circuit Miles <small>(as recorded in support for OPC ROG 9-182 and 9-183 responses)</small>
F180222			38,645	897,839	11,600	0		n/a
F201332			191,139	840,321	9,251	0		n/a
F210197			429,518	782,224	515	0		n/a
F180218			136,454	662,305	0	0		n/a
F180372			265,563	624,441	0	0		n/a
F190238			233,495	526,497	2,370,117	0		n/a
F190235			284,500	498,516	2,345,360	0		n/a
F190237			284,500	498,516	2,345,360	0		n/a

DEF Transmission Capital Projects

OPC ROG 9-239 (a.) Planned Capital Projects List		OPC ROG 9-239 (i.) Project Name	OPC ROG 9-239 (ii.) Cost/budget by year <i>Note - All dollars are in CapEx, and reflect annual expenditures</i>				OPC ROG 9-239 (iii.) Purpose	OPC ROG 9-239 (iv.) Miles of Line <i>(when applicable)</i>
Investment Code	Model Name	Investment Name	2024 Budget	2025 Forecast	2026 Forecast	2027 Forecast	Project Justification	Circuit Miles <small>(as recorded in support for OPC ROG 9-182 and 9-183 responses)</small>
F190239			284,500	498,516	2,345,360	0		n/a
F190240			284,500	498,516	2,345,360	0		n/a
F190148			105,411	476,527	765,015	0		n/a
F210074			0	383,544	4,176	0		n/a
F210077			0	383,544	4,176	0		n/a

DEF Transmission Capital Projects

OPC ROG 9-239 (a.) Planned Capital Projects List		OPC ROG 9-239 (i.) Project Name	OPC ROG 9-239 (ii.) Cost/budget by year <i>Note - All dollars are in CapEx, and reflect annual expenditures</i>				OPC ROG 9-239 (iii.) Purpose	OPC ROG 9-239 (iv.) Miles of Line <i>(when applicable)</i>
Investment Code	Model Name	Investment Name	2024 Budget	2025 Forecast	2026 Forecast	2027 Forecast	Project Justification	Circuit Miles <small>(as recorded in support for OPC ROG 9-182 and 9-183 responses)</small>
F210076			0	383,544	4,176	0		n/a
F210075			0	383,544	4,176	0		n/a
F210070			36,874	357,782	0	0		n/a

DEF Transmission Capital Projects

OPC ROG 9-239 (a.) Planned Capital Projects List		OPC ROG 9-239 (i.) Project Name	OPC ROG 9-239 (ii.) Cost/budget by year <i>Note - All dollars are in CapEx, and reflect annual expenditures</i>				OPC ROG 9-239 (iii.) Purpose	OPC ROG 9-239 (iv.) Miles of Line <i>(when applicable)</i>
Investment Code	Model Name	Investment Name	2024 Budget	2025 Forecast	2026 Forecast	2027 Forecast	Project Justification	Circuit Miles <small>(as recorded in support for OPC ROG 9-182 and 9-183 responses)</small>
F210071			36,874	357,782	0	0		n/a
F210073			36,874	357,782	0	0		n/a
F210072			36,874	357,782	0	0		n/a

DEF Transmission Capital Projects

OPC ROG 9-239 (a.) Planned Capital Projects List		OPC ROG 9-239 (i.) Project Name	OPC ROG 9-239 (ii.) Cost/budget by year <i>Note - All dollars are in CapEx, and reflect annual expenditures</i>				OPC ROG 9-239 (iii.) Purpose	OPC ROG 9-239 (iv.) Miles of Line <i>(when applicable)</i>
Investment Code	Model Name	Investment Name	2024 Budget	2025 Forecast	2026 Forecast	2027 Forecast	Project Justification	Circuit Miles <small>(as recorded in support for OPC ROG 9-182 and 9-183 responses)</small>
F210078			64,339	331,829	0	0		n/a
F190063			64,913	244,715	18,684	0		n/a
F201288			202,280	235,859	1,610,298	0		n/a
F180219			376,833	225,082	42	0		n/a
F180209			39,484	186,946	3,136	0		n/a
F190245			5,959	75,094	0	0		n/a

DEF Transmission Capital Projects

OPC ROG 9-239 (a.) Planned Capital Projects List		OPC ROG 9-239 (i.) Project Name	OPC ROG 9-239 (ii.) Cost/budget by year <i>Note - All dollars are in CapEx, and reflect annual expenditures</i>				OPC ROG 9-239 (iii.) Purpose	OPC ROG 9-239 (iv.) Miles of Line <i>(when applicable)</i>
Investment Code	Model Name	Investment Name	2024 Budget	2025 Forecast	2026 Forecast	2027 Forecast	Project Justification	Circuit Miles <small>(as recorded in support for OPC ROG 9-182 and 9-183 responses)</small>
F210079			0	66,336	326,932	0		n/a
F210121			15,872	58,123	0	0		n/a
F210056			0	50,045	0	0		n/a
F210241			440,795	0	0	0		n/a
F210081			0	30,795	367,221	0		n/a

REDACTED

DEF Transmission Capital Projects

OPC ROG 9-239 (a.) Planned Capital Projects List		OPC ROG 9-239 (i.) Project Name	OPC ROG 9-239 (ii.) Cost/budget by year <i>Note - All dollars are in CapEx, and reflect annual expenditures</i>				OPC ROG 9-239 (iii.) Purpose	OPC ROG 9-239 (iv.) Miles of Line <i>(when applicable)</i>
Investment Code	Model Name	Investment Name	2024 Budget	2025 Forecast	2026 Forecast	2027 Forecast	Project Justification	Circuit Miles <small>(as recorded in support for OPC ROG 9-182 and 9-183 responses)</small>
F210083			0	30,795	367,221	0		n/a
F210080			0	30,795	367,221	0		n/a
F210082			0	30,795	367,221	0		n/a
F201334			0	28,066	0	0		3
F220120			0	13,972	684,222	0		n/a
F190241			0	10,750	40,504	0		n/a
F201196			3,354,800	2,961	0	0		n/a
F201197			3,910,229	2,961	0	0		n/a

DEF Transmission Capital Projects

OPC ROG 9-239 (a.) Planned Capital Projects List		OPC ROG 9-239 (i.) Project Name	OPC ROG 9-239 (ii.) Cost/budget by year <i>Note - All dollars are in CapEx, and reflect annual expenditures</i>				OPC ROG 9-239 (iii.) Purpose	OPC ROG 9-239 (iv.) Miles of Line <i>(when applicable)</i>
Investment Code	Model Name	Investment Name	2024 Budget	2025 Forecast	2026 Forecast	2027 Forecast	Project Justification	Circuit Miles <small>(as recorded in support for OPC ROG 9-182 and 9-183 responses)</small>
F201198			3,910,229	2,961	0	0		n/a
F201195			3,354,800	2,961	0	0		n/a
F180161			72,260	886	0	0		n/a
F201117			0	183	0	0		n/a
F210163			12	0	0	0		n/a
F201121			0	78,235	475,510	8,498,916		n/a
F210256			1,650,317	0	0	0		n/a
24STIPCMCVNDEF			37,540,609	0	0	0		n/a
24CAPFAILDEF			21,540,835	0	0	0		n/a

DEF Transmission Capital Projects

OPC ROG 9-239 (a.) Planned Capital Projects List		OPC ROG 9-239 (i.) Project Name	OPC ROG 9-239 (ii.) Cost/budget by year <i>Note - All dollars are in CapEx, and reflect annual expenditures</i>				OPC ROG 9-239 (iii.) Purpose	OPC ROG 9-239 (iv.) Miles of Line <i>(when applicable)</i>
Investment Code	Model Name	Investment Name	2024 Budget	2025 Forecast	2026 Forecast	2027 Forecast	Project Justification	Circuit Miles <small>(as recorded in support for OPC ROG 9-182 and 9-183 responses)</small>
24DIGREDEF			4,939,554	0	0	0		n/a
24MATTINGPUR			5,051,619	0	0	0		n/a
22DEFTRAINCTR			4,001,911	0	0	0		n/a
24TOOLSTESTDEF			3,398,346	0	0	0		n/a
24SPCCDEF			2,963,732	0	0	0		n/a
24DOTGOVDEF			2,223,805	0	0	0		n/a
24INSULHRDEF			1,975,822	0	0	0		n/a
24CAPPINDEF			1,975,822	0	0	0		n/a
24LANDPURCHDEF			1,905,224	0	0	0		n/a
24CUSTOMERDEF			1,975,822	0	0	0		n/a

DEF Transmission Capital Projects

OPC ROG 9-239 (a.) Planned Capital Projects List		OPC ROG 9-239 (i.) Project Name	OPC ROG 9-239 (ii.) Cost/budget by year <i>Note - All dollars are in CapEx, and reflect annual expenditures</i>				OPC ROG 9-239 (iii.) Purpose	OPC ROG 9-239 (iv.) Miles of Line <i>(when applicable)</i>
Investment Code	Model Name	Investment Name	2024 Budget	2025 Forecast	2026 Forecast	2027 Forecast	Project Justification	Circuit Miles <small>(as recorded in support for OPC ROG 9-182 and 9-183 responses)</small>
24ELECSOLIDDEF			1,877,031	0	0	0		n/a
24ANMITDEF			987,911	0	0	0		n/a
24WHOLESALEDEF			555,952	0	0	0		n/a
24BATTERYDEF			493,956	0	0	0		n/a

DEF Transmission Capital Projects

OPC ROG 9-239 (a.) Planned Capital Projects List		OPC ROG 9-239 (i.) Project Name	OPC ROG 9-239 (ii.) Cost/budget by year <i>Note - All dollars are in CapEx, and reflect annual expenditures</i>				OPC ROG 9-239 (iii.) Purpose	OPC ROG 9-239 (iv.) Miles of Line <i>(when applicable)</i>
Investment Code	Model Name	Investment Name	2024 Budget	2025 Forecast	2026 Forecast	2027 Forecast	Project Justification	Circuit Miles <small>(as recorded in support for OPC ROG 9-182 and 9-183 responses)</small>
24REBUILDDEF			493,956	0	0	0		n/a
24LINESWITCHDEF			493,956	0	0	0		n/a
24BUSHINGDEF			493,956	0	0	0		n/a
24PROGRAMSDEF			444,560	0	0	0		n/a

DEF Transmission Capital Projects

OPC ROG 9-239 (a.) Planned Capital Projects List		OPC ROG 9-239 (i.) Project Name	OPC ROG 9-239 (ii.) Cost/budget by year <i>Note - All dollars are in CapEx, and reflect annual expenditures</i>				OPC ROG 9-239 (iii.) Purpose	OPC ROG 9-239 (iv.) Miles of Line <i>(when applicable)</i>
Investment Code	Model Name	Investment Name	2024 Budget	2025 Forecast	2026 Forecast	2027 Forecast	Project Justification	Circuit Miles <small>(as recorded in support for OPC ROG 9-182 and 9-183 responses)</small>
24ARRESTDEF			246,978	0	0	0		n/a
25STIPCMCVNDEF			0	38,000,000	0	0		n/a
25REBUILDDDEF			0	10,000,000	0	0		n/a

DEF Transmission Capital Projects

OPC ROG 9-239 (a.) Planned Capital Projects List		OPC ROG 9-239 (i.) Project Name	OPC ROG 9-239 (ii.) Cost/budget by year <small>Note - All dollars are in CapEx, and reflect annual expenditures</small>				OPC ROG 9-239 (iii.) Purpose	OPC ROG 9-239 (iv.) Miles of Line <small>(when applicable)</small>
Investment Code	Model Name	Investment Name	2024 Budget	2025 Forecast	2026 Forecast	2027 Forecast	Project Justification	Circuit Miles <small>(as recorded in support for OPC ROG 9-182 and 9-183 responses)</small>
26REBUILDDDEF			0	0	10,000,000	0		n/a
27REBUILDDDEF			0	0	0	10,000,000		n/a

DEF Transmission Capital Projects

OPC ROG 9-239 (a.) Planned Capital Projects List		OPC ROG 9-239 (i.) Project Name	OPC ROG 9-239 (ii.) Cost/budget by year <small>Note - All dollars are in CapEx, and reflect annual expenditures</small>				OPC ROG 9-239 (iii.) Purpose	OPC ROG 9-239 (iv.) Miles of Line <small>(when applicable)</small>
Investment Code	Model Name	Investment Name	2024 Budget	2025 Forecast	2026 Forecast	2027 Forecast	Project Justification	Circuit Miles <small>(as recorded in support for OPC ROG 9-182 and 9-183 responses)</small>
27DIGRELDEF			0	0	0	5,000,000		n/a
26DIGRELDEF			0	0	5,000,000	0		n/a
25INSULHRDDEF			0	2,000,000	0	0		n/a
26INSULHRDDEF			0	0	2,000,000	0		n/a

DEF Transmission Capital Projects

OPC ROG 9-239 (a.) Planned Capital Projects List		OPC ROG 9-239 (i.) Project Name	OPC ROG 9-239 (ii.) Cost/budget by year <i>Note - All dollars are in CapEx, and reflect annual expenditures</i>				OPC ROG 9-239 (iii.) Purpose	OPC ROG 9-239 (iv.) Miles of Line <i>(when applicable)</i>
Investment Code	Model Name	Investment Name	2024 Budget	2025 Forecast	2026 Forecast	2027 Forecast	Project Justification	Circuit Miles <small>(as recorded in support for OPC ROG 9-182 and 9-183 responses)</small>
27INSULHRDEF			0	0	0	2,000,000		n/a
25DIGRELDEF			0	2,500,000	0	0		n/a
26COMMDEF			0	0	2,000,000	0		n/a

DEF Transmission Capital Projects

OPC ROG 9-239 (a.) Planned Capital Projects List		OPC ROG 9-239 (i.) Project Name	OPC ROG 9-239 (ii.) Cost/budget by year <i>Note - All dollars are in CapEx, and reflect annual expenditures</i>				OPC ROG 9-239 (iii.) Purpose	OPC ROG 9-239 (iv.) Miles of Line <i>(when applicable)</i>
Investment Code	Model Name	Investment Name	2024 Budget	2025 Forecast	2026 Forecast	2027 Forecast	Project Justification	Circuit Miles <small>(as recorded in support for OPC ROG 9-182 and 9-183 responses)</small>
27COMMDEF			0	0	0	2,000,000		n/a
25LINESWITCHDEF			0	500,000	0	0		n/a
26LINESWITCHDEF			0	0	500,000	0		n/a

DEF Transmission Capital Projects

OPC ROG 9-239 (a.) Planned Capital Projects List		OPC ROG 9-239 (i.) Project Name	OPC ROG 9-239 (ii.) Cost/budget by year <i>Note - All dollars are in CapEx, and reflect annual expenditures</i>				OPC ROG 9-239 (iii.) Purpose	OPC ROG 9-239 (iv.) Miles of Line <i>(when applicable)</i>
Investment Code	Model Name	Investment Name	2024 Budget	2025 Forecast	2026 Forecast	2027 Forecast	Project Justification	Circuit Miles <small>(as recorded in support for OPC ROG 9-182 and 9-183 responses)</small>
27LINESWITCHDEF			0	0	0	500,000		n/a
25CAPPINDEF			0	2,000,000	0	0		n/a
25INSTRADef			0	1,500,000	0	0		n/a
26CAPPINDEF			0	0	2,000,000	0		n/a
26INSTRADef			0	0	1,500,000	0		n/a
27INSTRADef			0	0	0	1,500,000		n/a

DEF Transmission Capital Projects

OPC ROG 9-239 (a.) Planned Capital Projects List		OPC ROG 9-239 (i.) Project Name	OPC ROG 9-239 (ii.) Cost/budget by year <i>Note - All dollars are in CapEx, and reflect annual expenditures</i>				OPC ROG 9-239 (iii.) Purpose	OPC ROG 9-239 (iv.) Miles of Line <i>(when applicable)</i>
Investment Code	Model Name	Investment Name	2024 Budget	2025 Forecast	2026 Forecast	2027 Forecast	Project Justification	Circuit Miles <small>(as recorded in support for OPC ROG 9-182 and 9-183 responses)</small>
27CAPPINDEF			0	0	0	2,000,000		n/a
25ANMITDEF			0	1,000,000	0	0		n/a
26ANMITDEF			0	0	1,000,000	0		n/a
27ANMITDEF			0	0	0	1,000,000		n/a
27ELECSOLIDDEF			0	0	0	4,000,000		n/a

DEF Transmission Capital Projects

OPC ROG 9-239 (a.) Planned Capital Projects List		OPC ROG 9-239 (i.) Project Name	OPC ROG 9-239 (ii.) Cost/budget by year <i>Note - All dollars are in CapEx, and reflect annual expenditures</i>				OPC ROG 9-239 (iii.) Purpose	OPC ROG 9-239 (iv.) Miles of Line <i>(when applicable)</i>
Investment Code	Model Name	Investment Name	2024 Budget	2025 Forecast	2026 Forecast	2027 Forecast	Project Justification	Circuit Miles <small>(as recorded in support for OPC ROG 9-182 and 9-183 responses)</small>
26ELECSOLIDDEF			0	0	4,000,000	0		n/a
25ELECSOLIDDEF			0	4,000,000	0	0		n/a
27ARRESTDEF			0	0	0	250,000		n/a
26ARRESTDEF			0	0	250,000	0		n/a
25ARRESTDEF			0	250,000	0	0		n/a

DEF Transmission Capital Projects

OPC ROG 9-239 (a.) Planned Capital Projects List		OPC ROG 9-239 (i.) Project Name	OPC ROG 9-239 (ii.) Cost/budget by year <i>Note - All dollars are in CapEx, and reflect annual expenditures</i>				OPC ROG 9-239 (iii.) Purpose	OPC ROG 9-239 (iv.) Miles of Line <i>(when applicable)</i>
Investment Code	Model Name	Investment Name	2024 Budget	2025 Forecast	2026 Forecast	2027 Forecast	Project Justification	Circuit Miles <small>(as recorded in support for OPC ROG 9-182 and 9-183 responses)</small>
27BATTERYDEF			0	0	0	500,000		n/a
27BUSHINGDEF			0	0	0	500,000		n/a
26BATTERYDEF			0	0	500,000	0		n/a
26BUSHINGDEF			0	0	500,000	0		n/a
27WHOLESALEDEF			0	0	0	550,000		n/a
25BATTERYDEF			0	500,000	0	0		n/a

REDACTED

DEF Transmission Capital Projects

OPC ROG 9-239 (a.) Planned Capital Projects List		OPC ROG 9-239 (i.) Project Name	OPC ROG 9-239 (ii.) Cost/budget by year <i>Note - All dollars are in CapEx, and reflect annual expenditures</i>				OPC ROG 9-239 (iii.) Purpose	OPC ROG 9-239 (iv.) Miles of Line <i>(when applicable)</i>
Investment Code	Model Name	Investment Name	2024 Budget	2025 Forecast	2026 Forecast	2027 Forecast	Project Justification	Circuit Miles <small>(as recorded in support for OPC ROG 9-182 and 9-183 responses)</small>
25BUSHINGDEF			0	500,000	0	0		n/a
26WHOLESALEDEF			0	0	589,637	0		n/a
25WHOLESALEDEF			0	579,637	0	0		n/a
27PROGRAMSDEF			0	0	0	1,000,000		n/a
26PROGRAMSDEF			0	0	1,000,000	0		n/a
25PROGRAMSDEF			0	1,000,000	0	0		n/a
27TOOLSTESTDEF			0	0	0	1,488,147		n/a
26TOOLSTESTDEF			0	0	1,488,147	0		n/a
25TOOLSTESTDEF			0	1,444,803	0	0		n/a
27CUSTOMERDEF			0	0	0	2,000,000		n/a
27DOTGOVDEF			0	0	0	2,000,000		n/a
27LANDPURCHDEF			0	0	0	2,000,000		n/a
26DOTGOVDEF			0	0	2,388,104	0		n/a
25DOTGOVDEF			0	2,318,548	0	0		n/a
27SPCCDEF			0	0	0	3,000,000		n/a
26SPCCDEF			0	0	3,000,000	0		n/a
25SPCCDEF			0	3,000,000	0	0		n/a
26LANDPURCHDEF			0	0	4,000,000	0		n/a
26CUSTOMERDEF			0	0	2,000,000	0		n/a
25CUSTOMERDEF			0	2,000,000	0	0		n/a
27CAPFAILDEF			0	0	0	22,000,000		n/a
26CAPFAILDEF			0	0	22,000,000	0		n/a
25CAPFAILDEF			0	22,000,000	0	0		n/a
F190138			208,723	1,403,352	12,184	0		n/a
F180093			0	2,762,938	3,033,975	6,262,500		14
F220071			57,033	1	1	1		n/a
F190092			324,726	101,631	1,566,838	6,247		n/a
F180385			0	0	0	470,948		n/a

DEF Transmission Capital Projects

OPC ROG 9-239 (a.) Planned Capital Projects List		OPC ROG 9-239 (i.) Project Name	OPC ROG 9-239 (ii.) Cost/budget by year <i>Note - All dollars are in CapEx, and reflect annual expenditures</i>				OPC ROG 9-239 (iii.) Purpose	OPC ROG 9-239 (iv.) Miles of Line <i>(when applicable)</i>
Investment Code	Model Name	Investment Name	2024 Budget	2025 Forecast	2026 Forecast	2027 Forecast	Project Justification	Circuit Miles <small>(as recorded in support for OPC ROG 9-182 and 9-183 responses)</small>
FL1502			0	0	0	150,000		3
F190136			0	0	18,187	759,693		n/a
F210309			0	0	216,839	1,572,463		n/a
FL2640			0	0	2,332,643	6,869,791		27/27
AM2725D3				0	81,420	2,391,910		n/a
F190283				0	0	13,005		n/a

DEF Transmission Capital Projects

OPC ROG 9-239 (a.) Planned Capital Projects List		OPC ROG 9-239 (i.) Project Name	OPC ROG 9-239 (ii.) Cost/budget by year <i>Note - All dollars are in CapEx, and reflect annual expenditures</i>				OPC ROG 9-239 (iii.) Purpose	OPC ROG 9-239 (iv.) Miles of Line <i>(when applicable)</i>
Investment Code	Model Name	Investment Name	2024 Budget	2025 Forecast	2026 Forecast	2027 Forecast	Project Justification	Circuit Miles <small>(as recorded in support for OPC ROG 9-182 and 9-183 responses)</small>
F180166				0	26,625	145,906		n/a
F201328				0	0	175,984		n/a
F190306				0	0	130,853		n/a
F201325			0	296,904	520,292	138,277		n/a
F220004				605,011	2,264,649	588,616		5
F220351				2,722,037	82,019	0		n/a
FLOSPRK			45,805,000	0	0	0		n/a
*PS2025			20,000,000	40,000,000				n/a

	2024	2025	2026	2027
<i>Subtotal (for filtering)</i>	578,355,441	503,770,337	416,164,241	407,282,082
Total CapEx Expenditures	\$578.4 M	\$503.8 M	\$416.2 M	\$407.3 M

CITIZENS' NINTH SET OF INTERROGATORIES TO DUKE ENERGYFLORIDA, LLC (NOS. 222-244)

OPC ROG 9-236

	Actual	Actual	Actual	Actual	Projected	REDACTED	REDACTED	REDACTED
	2020	2021	2022	2023	2024	Projected	Projected	Projected
						2025	2026	2027
Outage Investigation Follow-Up Program								
CapEx Spend	\$ 4,762,907	\$ 4,600,277	\$ 6,241,760	\$ 18,107,361	\$ 7,654,356			

CONFIDENTIAL

DEF Transmission Planning, 2023 Annual TAP, Project Presentations

Investment Code	Model Name	Investment Name	File Name
F180032			F180032.pdf
F180049			F180049.pdf
F180100			F180100.pdf
F180245			F180245.pdf
F190235			F190235.pdf
F190237			F190237.pdf
F190238			F190238.pdf
F190239			F190239.pdf
F190240			F190240.pdf
F190242			F190242.pdf
F190243			F190243.pdf
F201264			Previously Produced - See Response to OPC POD 1-22
F201265			Previously Produced - See Response to OPC POD 1-22
F201288			F201288.pdf
F201308			Previously Produced - See Response to OPC POD 1-22
F201333			F201333.pdf
F210009			F210009 - F210012 - F210013.pdf
F210012			F210009 - F210012 - F210013.pdf
F210015			F210015.pdf
F210030			Previously Produced - See Response to OPC POD 1-22
F210040			F220105 - F210040 - F210042 - F201310 - FL2645.pdf
F210042			Previously Produced - See Response to OPC POD 1-22
F210172			F210172.pdf
F210196			Previously Produced - See Response to OPC POD 1-22
F210199			Previously Produced - See Response to OPC POD 1-22
F210200			F210200.pdf
F210201			F210201.pdf
F210202			F210202.pdf
F210203			F210203.pdf
F210291			F210291.pdf
F210292			F210292.pdf
F210405			Previously Produced - See Response to OPC POD 1-22
F210546			FL2516 - F210546.pdf
F210573			F210352 - F210573 - F210574 - F220133.pdf
F210574			F210352 - F210573 - F210574 - F220133.pdf
F220105			Previously Produced - See Response to OPC POD 1-22
F220120			F220120.pdf
F220133			F210352 - F210573 - F210574 - F220133.pdf
F220157			F220157.pdf
F220165			F220165.pdf
FL2098T2			FL2098 - FL2098T2.pdf
FL2117			Previously Produced - See Response to OPC POD 1-22
FL2137			Previously Produced - See Response to OPC POD 1-22
FL2426			FL2426.pdf
FL2500			Previously Produced - See Response to OPC POD 1-22

CONFIDENTIAL

DEF Transmission Planning, 2023 Annual TAP, Project Presentations

Investment Code	Model Name	Investment Name	File Name
FL2516			FL2516 - F210546.pdf
FL2640			FL2640.pdf
FL2783			FL2783.pdf
FL2800			FL2800.pdf
FL2812			Previously Produced - See Response to OPC POD 1-22
FL2990			FL2990.pdf
FL2993			FL2993.pdf
FL3030			FL3030 -F220306.pdf
FLCRR2471			FL2471 - FLCRR2471.pdf

REDACTED
DOCUMENTS BEARING BATES NUMBER 20240025-
OPCPOD9-00018863 THROUGH 20240025-OPCPOD9-
00019148
ARE REDACTED IN THEIR ENTIRETY

REDACTED
DOCUMENTS BEARING BATES NUMBER 20240025-
OPCPOD9-00019293 THROUGH 20240025-OPCPOD9-
00019756
ARE REDACTED IN THEIR ENTIRETY

Customer Delivery Reliability Summary

REDACTED

NON-RESPONSIVE

- 2020 YTD Results through June:
 - SAIDI 66 minutes (target 64 mins)
 - CELID4 3.25% (target 3.45%)
 - R12 CEMI6 1.12%
- 2020 June Results:
 - SAIDI 14 minutes (target of 10 mins)
 - CELID4 6.05% (target 6.69%)
 - SAIFI .132 events (target of .136 events)

Transmission R12 SAIDI	2018	2019	2020	Transmission YTD SAIDI	2018	2019	2020
Duke Energy Carolinas				Duke Energy Carolinas			
Duke Energy Florida	8.7	9.01	9.19	Duke Energy Florida	3.92	3.66	3.84
Duke Energy Indiana				Duke Energy Indiana			
Duke Energy Kentucky				Duke Energy Kentucky			
Duke Energy Ohio				Duke Energy Ohio			
Duke Energy Progress				Duke Energy Progress			
Grand Total	16.51	14.37	14.06	Grand Total	7.79	7.44	7.12

- June SAIDI better than target, June SAIFI slightly off target
 - April still primary driver for negative YTD SAIDI performance; company has been moving closer to target since.

■ [REDACTED]

2020	Reliability SAIDI	Target SAIDI	YTD Mins off target
January	8.50	8.75	-0.25
February	6.90	7.35	-0.45
March	6.55	7.80	-1.25
April	13.35	9.66	3.69
May	14.91	13.28	1.63
June	16.22	17.56	-1.34
Total	66.43	64.39	2.03

2020 Variance Drivers

REDACTED

- SAIDI:
 - Duke is only 2.3 mins worse than target, and is 0.5 mins better than 5 yr average; last year at this time we were 4 mins higher than 5 year average and 5 mins better than target
 - Illustrates how much the target reductions this year impact performance to target
 - 16 mins of SAIDI in June; 5 year avg is 18 mins.
 - DEC & DEP [REDACTED]; DEP [REDACTED], DEC [REDACTED]

2020 YE Projections

REDACTED

- SAIDI:
 - YE finish of 139 mins projected as of July 12th; YE target 134 mins
 - Based on previous 5 year history, best and worst case range is between 130 and 151 mins
 - Max “payout” is 112 mins, Min is 156.
 - Projection will be impacted by change in work methods
- CAIDI:
 - Currently projecting a system YE of 124 minutes (YE target 123). At jurisdictional level:
 - Carolinas: [REDACTED]
 - Florida: Projection of 85 mins, target of 87 mins
 - Midwest: [REDACTED]
- Reliability Index:
 - Currently projecting a YE of 109.1 points on the index (current 120 points)
 - CEMI6 projection of 1.14%
 - CELID4 projection of 14.25%

DEC/DEP - Region Summary Update

REDACTED

NON-RESPONSIVE

[REDACTED]

Customer Delivery Reliability Summary

REDACTED

- 2020 YTD Results through October:
 - SAIDI 121 minutes (target 119 mins)
 - CELID4 11.55% (target 12.21%)
 - R12 CEMI6 1.33% (target 1.37%)
- 2020 October Results:
 - SAIDI 10 minutes (target of 10 mins)
 - CELID4 0.94% (target 1.05%)
 - SAIFI .082 events (target of .081 events)

Transmission R12 SAIDI	2018	2019	2020	Transmission YTD SAIDI	2018	2019	2020
Duke Energy Carolinas				Duke Energy Carolinas			
Duke Energy Florida	8.66	8.97	7.49	Duke Energy Florida	8.66	8.97	6.11
Duke Energy Indiana				Duke Energy Indiana			
Duke Energy Kentucky				Duke Energy Kentucky			
Duke Energy Ohio				Duke Energy Ohio			
Duke Energy Progress				Duke Energy Progress			
Grand Total	16.34	14.23	15.60	Grand Total	16.34	14.23	14.29

- SAIDI is on target for [REDACTED]
 - System-level SAIDI off target driven by April and July due to weather across the system.
- CEMI6 is on target for [REDACTED].
 - System-level CEMI6 on target currently, projected off target at year-end
- CELID-4 is on target for 5 of the 6 regulated utilities.

NON-RESPONSIVE

2020 Variance Drivers REDACTED

- SAIDI:
 - Duke is only 2.8 mins off target, and is 4 mins better than 5 yr average; we are also 3 mins better than YTD 2019 (121 vs 124)
 - Illustrates how much the target reductions this year impact performance to target
 - Without the April variance in [REDACTED] (11 minute impact there), Duke would be on target

2020	Reliability SAIDI	Target SAIDI	YTD Mins off target
January	8.4	8.7	-0.3
February	6.9	7.3	-0.8
March	6.5	7.8	-2.1
April	13.3	9.7	1.5
May	14.6	13.3	2.9
June	16.1	17.6	1.4
July	20.9	19.1	3.1
August	14.9	14.2	3.8
September	9.9	10.7	3.0
October	10.0	10.2	2.8
Grand Total	121.4	118.6	2.8

2020	Reliability SAIDI	Target SAIDI	YTD Mins off target
Duke Energy Carolinas	[REDACTED]	[REDACTED]	[REDACTED]
Duke Energy Florida	85.5	83.1	2.4
Duke Energy Indiana	[REDACTED]	[REDACTED]	[REDACTED]
Duke Energy Kentucky	[REDACTED]	[REDACTED]	[REDACTED]
Duke Energy Ohio	[REDACTED]	[REDACTED]	[REDACTED]
Duke Energy Progress	[REDACTED]	[REDACTED]	[REDACTED]
Grand Total	121.5	118.6	2.8

20240025-OPCPOD9-00018367

2020 YE Projections

REDACTED

- SAIDI:
 - YE finish of 138 mins projected as of November 10th; YE target 134 mins
 - Based on previous 5 year history, best and worst case range is between 136 and 143 mins
 - Max “payout” is 112 mins, Min is 156.
 - Projection & actuals will be impacted by outage data cleanup efforts
- CAIDI:
 - Currently projecting a system YE of 120 minutes (YE target 123). At regional level:
 - Carolinas: [REDACTED]
 - Florida: Projection of 83 mins, target of 87 mins
 - Midwest: [REDACTED]
- Reliability Index:
 - Currently projecting a YE of 92.8 points on the index (current 105 points)
 - CEMI6 projection of 1.38%
 - CELID4 projection of 13.02%

Ongoing Actions

REDACTED

- A3 updates:
 - All regions will have seen new CEMI tool by end of this week (FL delayed theirs by a week)
 - Outage auditing A3 recommendation is complete; estimated at year-end 4-5 mins of SAIDI corrections with full year of auditing
- Outage Auditing pilot sprint
 - Contractors trained and onboarded, started on auditing
- MED Scrub
 - Volume of outages is such that outage auditors cannot do this work
 - Engaged with Region Support VPs to built support for zone OFU techs to assist with effort
 - FL only has 114 outages; have commitment to resolve it by year-end with reliability engineer
 - MW [REDACTED]
 - Carolinas [REDACTED]
- AMI
 - Effort to automate on/off outage timestamps from AMI meters ongoing (non-SCADA devices only)

DEM – Region Summary Update

NON-RESPONSIVE

REDACTED

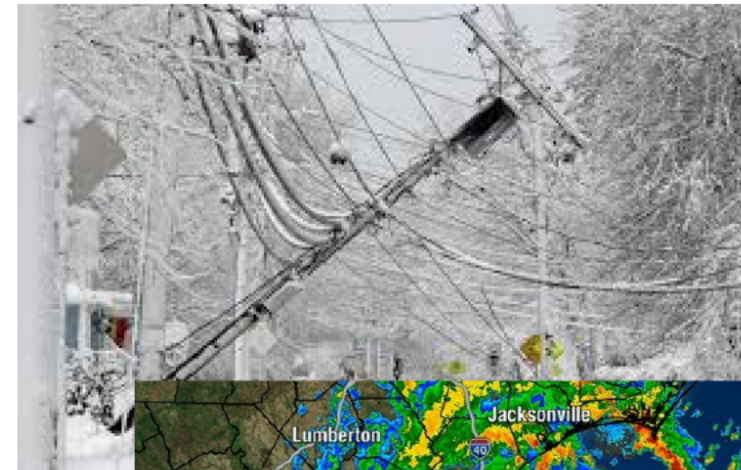
[REDACTED]

Weather Megatrends by Duke Jurisdiction

NON-RESPONSIVE

Billion Dollar Weather Events By State from 1980-2020

- Florida: 66 billion \$ event strikes
- South Carolina: [REDACTED]
- North Carolina: [REDACTED]
- Ohio: [REDACTED]
- Kentucky: [REDACTED]
- Indiana: [REDACTED]



MED REGION	2017	2018	2019	2020	2021	% chg.	% chg./yr.
Carolinas East	[REDACTED]	[REDACTED]	[REDACTED]	[REDACTED]	[REDACTED]	[REDACTED]	[REDACTED]
Carolinas West	[REDACTED]	[REDACTED]	[REDACTED]	[REDACTED]	[REDACTED]	[REDACTED]	[REDACTED]
Ohio-Kentucky	[REDACTED]	[REDACTED]	[REDACTED]	[REDACTED]	[REDACTED]	[REDACTED]	[REDACTED]
Indiana	[REDACTED]	[REDACTED]	[REDACTED]	[REDACTED]	[REDACTED]	[REDACTED]	[REDACTED]
Florida	1.9918	1.9885	2.1151	2.1754	2.2747	14.2%	2.8%

20240025-OPCPOD9-00018377

Customer Delivery Reliability Summary

REDACTED

NON-RESPONSIVE

- 2021 YTD Results through March:
 - SAIDI 25.8 minutes (target 23.3 mins)
 - SAIFI 0.219 events (target (0.200))
 - CELID4 3.47% (target 3.15%)
 - R12 CEMI6 1.49% (target 1.62%)
- 2020 March Results:
 - SAIDI 9.8 minutes (target of 7.5 mins)
 - SAIFI .086 events (target of .064 events)
 - CELID4 0.94% (target 0.89%)

Transmission R12 SAIDI	2018	2019	2020	2021	Transmission YTD SAIDI	2018	2019	2020	2021
DEC	REDACTED				DEC	█	█	█	█
DEF	8.6	8.9	8.1	7.6	DEF	1.7	1.7	2.4	1.9
DEI	REDACTED				DEI	█	█	█	█
DEK	REDACTED				DEK	█	█	█	█
DEO	REDACTED				DEO	█	█	█	█
DEP	REDACTED				DEP	█	█	█	█
Grand Total	16.6	14.5	16.6	16.1	Grand Total	2.7	3.0	2.4	1.9

- System-level SAIDI off target, driven by public accidents
 - 21% volume above 5 year average, SAIDI 39% above 5 yr avg
 - SAIDI 1.8 mins worse than 5 year average for public accidents
 - Vegetation 4% worse than 5 year average

2021 Variance Drivers REDACTED

NON-RESPONSIVE

- SAIDI:

- Appears that more overall public accidents combined with interim actions related to [REDACTED] incident are primary driver for 2021 negative performance.
 - DEC [REDACTED]
 - DEO [REDACTED]
 - DEI [REDACTED]

2021	Reliability SAIDI	Target SAIDI	YTD Mins off target
January	7.2	8.7	-1.5
February	8.8	7.1	1.7
March	9.8	7.5	2.3
Grand Total	25.8	23.3	2.4

2021	Reliability SAIDI	Target SAIDI	YTD Mins off target
Duke Energy Carolinas	[REDACTED]	[REDACTED]	[REDACTED]
Duke Energy Florida	16.4	15.7	0.7
Duke Energy Indiana	[REDACTED]	[REDACTED]	[REDACTED]
Duke Energy Kentucky	[REDACTED]	[REDACTED]	[REDACTED]
Duke Energy Ohio	[REDACTED]	[REDACTED]	[REDACTED]
Duke Energy Progress	[REDACTED]	[REDACTED]	[REDACTED]
Grand Total	25.8	23.3	2.4

2021 YE Projections

REDACTED

NON-RESPONSIVE

- SAIDI:
 - YE finish of 142 mins projected as of May 1st; YE target 132 mins
 - Based on previous 5 year history, high and low historical range is between 138 and 157 mins
 - 5 year average for 2021 is 147 minutes
 - Max “payout” is 102 mins, Min is 155.

- CAIDI:
 - Currently projecting a system YE of 122 minutes (YE target 120). At regional level:
 - Carolinas: [REDACTED]
 - Florida: Projection of 85 mins, target of 87 mins
 - Midwest: [REDACTED]

Ongoing Actions

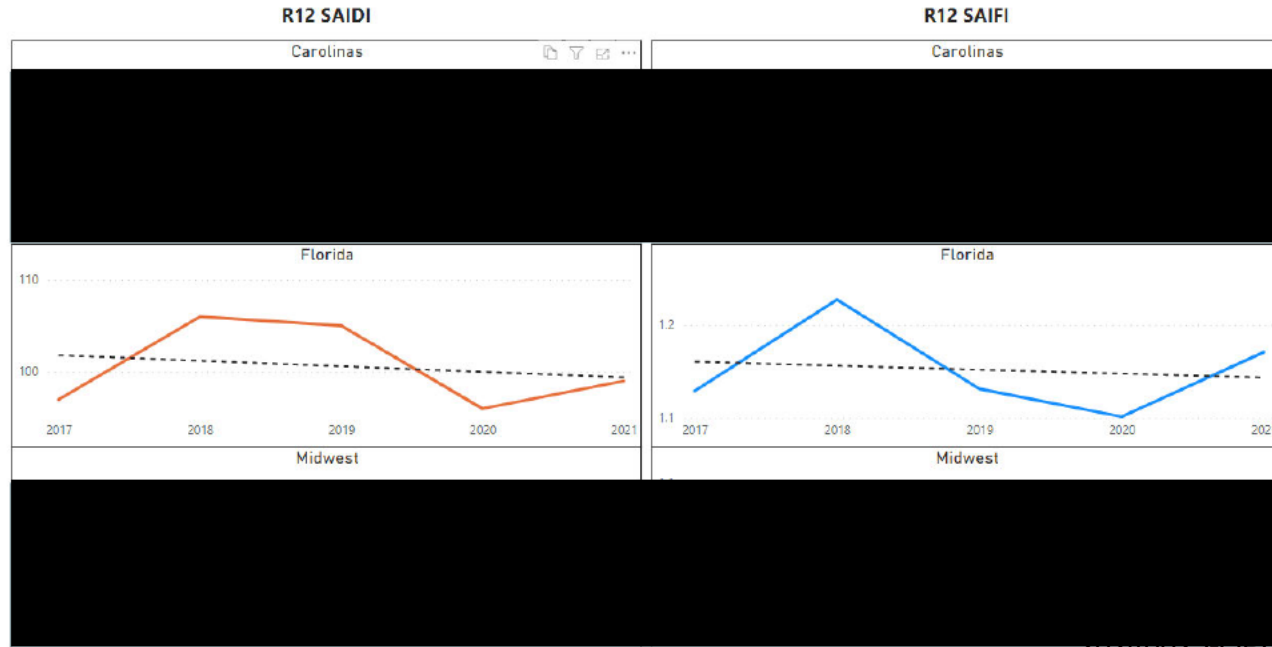
REDACTED

NON-RESPONSIVE

- Current Discussion:

- [REDACTED] DEC

- Reliability Dashboard (link: [Reliability Dashboard - Power BI](#))


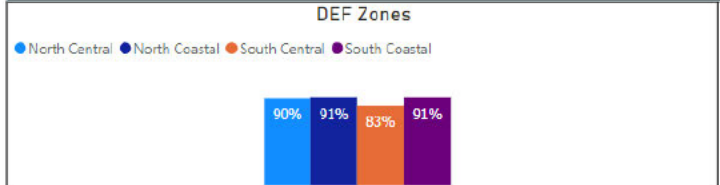
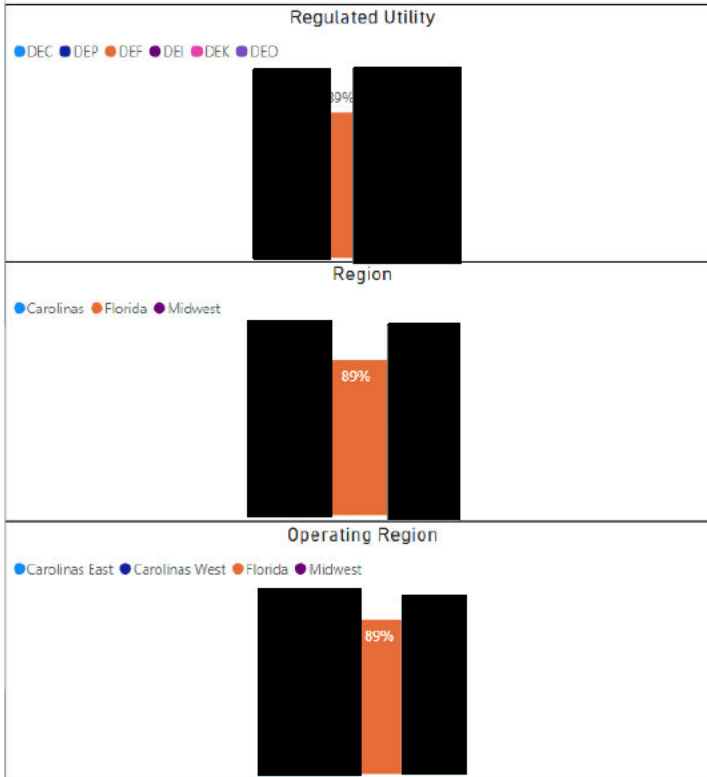


Reliability Dashboard Highlights

REDACTED

NON-RESPONSIVE

What is the Average Percent of Self-Healing/SOG Circuit Availability?

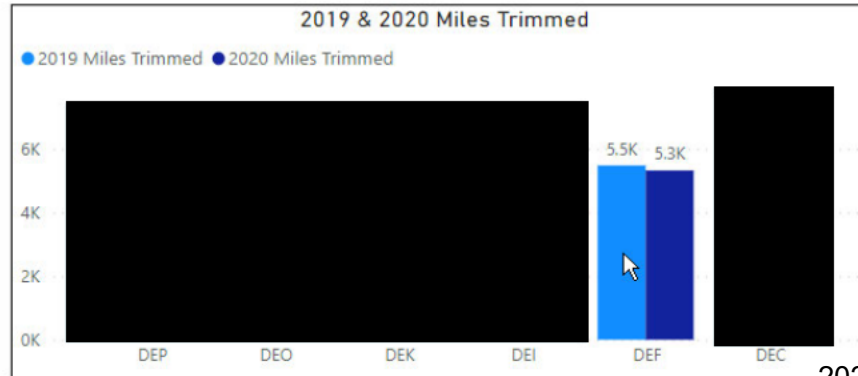


Reliability Dashboard Highlights

REDACTED

NON-RESPONSIVE

Hazard Trees Removed & Miles Trimmed



DEM – Region Summary Update

NON-RESPONSIVE

REDACTED

- [REDACTED]
- [REDACTED]
- [REDACTED]

DEC/DEP - Region Summary Update

REDACTED

NON-RESPONSIVE

[REDACTED]

Feedback, Discussion & Next Steps

NON-RESPONSIVE

- Look at car hit poles, last 6 months of last year (work with Rel engineers)
- Lessons learned from Ohio [REDACTED]
 - [REDACTED]
 - [REDACTED]
- Leverage the Exec relationship around supply chain hard-to-get items (tripsavers?)
- Modeling issue for SHT/SOG, and will we be able to resolve issue with current volume of automated devices we're putting in? (discussion with Chico?)
- Jason Cutliffe asked about change in customer count affecting MED calc? (Brett to ask Jason)
- Tony Johnson asked about targets and possible adjustments based on customer count changes (need response from Penny about status)

Customer Delivery Reliability Summary

REDACTED

NON-RESPONSIVE

- 2021 YTD Results through June:
 - SAIDI 60.6 minutes (target 64.2 mins)
 - SAIFI 0.515 events (target (0.538))
 - CELID4 6.01% (target 6.03%)
 - R12 CEMI6 1.26% (target 1.55%)
- 2021 June Results:
 - SAIDI 15.2 minutes (target of 17.5 mins)
 - SAIFI .123 events (target of .139 events)
 - CELID4 1.55% (target 1.66%)
- System-level SAIDI ~3 mins better than target, with some outliers:
 - Public accidents 28% above 5-year avg (2.6 mins), with 20% more events
 - DEO [REDACTED]
 - Vegetation 25% better than 5-year average (6.3 mins), with 13% fewer events

CD R12 SAIDI	2018	2019	2020	2021	CD YTD SAIDI	2018	2019	2020	2021
DEC	[REDACTED]	[REDACTED]	[REDACTED]	[REDACTED]	DEC	[REDACTED]	[REDACTED]	[REDACTED]	[REDACTED]
DEF	105	96	98	96	DEF	45	45	44	42
DEI	[REDACTED]	[REDACTED]	[REDACTED]	[REDACTED]	DEI	[REDACTED]	[REDACTED]	[REDACTED]	[REDACTED]
DEK	[REDACTED]	[REDACTED]	[REDACTED]	[REDACTED]	DEK	[REDACTED]	[REDACTED]	[REDACTED]	[REDACTED]
DEO	[REDACTED]	[REDACTED]	[REDACTED]	[REDACTED]	DEO	[REDACTED]	[REDACTED]	[REDACTED]	[REDACTED]
DEP	[REDACTED]	[REDACTED]	[REDACTED]	[REDACTED]	DEP	[REDACTED]	[REDACTED]	[REDACTED]	[REDACTED]
Grand Total	157	136	140	135	Grand Total	73	69	66	61

Transmission R12 SAIDI	2018	2019	2020	2021	Transmission YTD SAIDI	2018	2019	2020	2021
DEC	[REDACTED]	[REDACTED]	[REDACTED]	[REDACTED]	DEC	[REDACTED]	[REDACTED]	[REDACTED]	[REDACTED]
DEF	8.6	8.9	8.1	8.0	DEF	3.9	3.6	3.8	3.7
DEI	[REDACTED]	[REDACTED]	[REDACTED]	[REDACTED]	DEI	[REDACTED]	[REDACTED]	[REDACTED]	[REDACTED]
DEK	[REDACTED]	[REDACTED]	[REDACTED]	[REDACTED]	DEK	[REDACTED]	[REDACTED]	[REDACTED]	[REDACTED]
DEO	[REDACTED]	[REDACTED]	[REDACTED]	[REDACTED]	DEO	[REDACTED]	[REDACTED]	[REDACTED]	[REDACTED]
DEP	[REDACTED]	[REDACTED]	[REDACTED]	[REDACTED]	DEP	[REDACTED]	[REDACTED]	[REDACTED]	[REDACTED]
Grand Total	16.5	14.3	16.4	14.7	Grand Total	7.8	7.4	7.1	5.3

20240025-OPCPOD9-00018390

2021 YE Projections

REDACTED

NON-RESPONSIVE

SAIDI:

- YE finish of 131 mins projected as of Q2 (YE target 132 mins)
 - Based on previous 5-year history, high and low historical range is between 128 and 145 mins
 - 5-year average for 2021 is 147 minutes
 - Max "payout" is 102 mins, Min is 155.

CAIDI:

- Currently projecting a system YE of 119 mins (YE target 120). At regional level:
 - Carolinas: [REDACTED]
 - Florida: Projection of 89 mins, target of 87 mins
 - Midwest: [REDACTED]

Customer Count issue:

Region/Regulated Utility	Customers Served Impact	June YTD SAIDI Impact	June YTD Actual SAIDI	2021 Approved YE Targets	Estimated 2021 YE Target w/ Cust Served Impact	Current 2021 Projected YE SAIDI
Carolinas	[REDACTED]					
Duke Energy Carolinas	[REDACTED]					
Duke Energy Progress	[REDACTED]					
Florida	NA		42	91	91	92
Duke Energy Florida			42	91	91	92
Midwest	[REDACTED]					
Duke Energy Indiana	[REDACTED]					
Duke Energy Kentucky	[REDACTED]					
Duke Energy Ohio	[REDACTED]					
Duke Energy	(187,228)	1.4	61	132	135	131

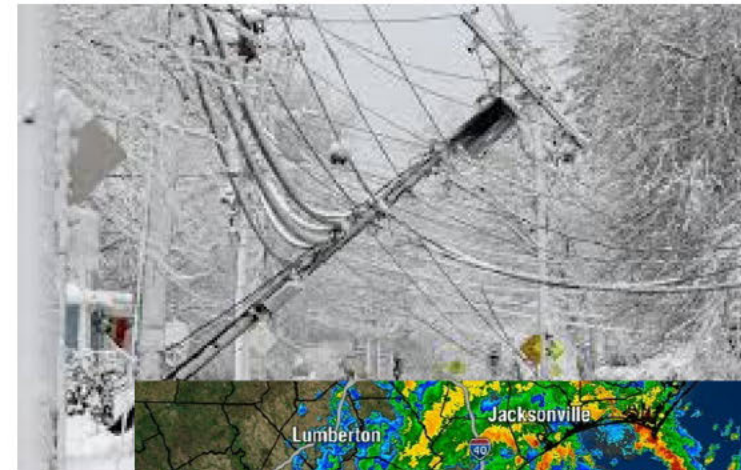
25-OPCPOD9-00018391

Weather Megatrends by Duke Jurisdiction

NON-RESPONSIVE

Billion Dollar Weather Events By State from 1980 thru 2021 YTD

- Florida: 66 billion \$ event strikes
- South Carolina: [REDACTED]
- North Carolina: [REDACTED]
- Ohio: [REDACTED]
- Kentucky: [REDACTED]
- Indiana: [REDACTED]



MED REGION	2017	2018	2019	2020	2021	% chg.	% chg./yr.
Carolinas East	[REDACTED]	[REDACTED]	[REDACTED]	[REDACTED]	[REDACTED]	[REDACTED]	[REDACTED]
Carolinas West	[REDACTED]	[REDACTED]	[REDACTED]	[REDACTED]	[REDACTED]	[REDACTED]	[REDACTED]
Ohio-Kentucky	[REDACTED]	[REDACTED]	[REDACTED]	[REDACTED]	[REDACTED]	[REDACTED]	[REDACTED]
Indiana	[REDACTED]	[REDACTED]	[REDACTED]	[REDACTED]	[REDACTED]	[REDACTED]	[REDACTED]
Florida	1.9918	1.9885	2.1151	2.1754	2.2747	14.2%	2.8%

20240025-OPCPOD9-00018393

2021 Midwest Variance Drivers

NON-RESPONSIVE

- SAIDI:

- DEO [REDACTED]

2021 (Thru 6/30)	Reliability SAIDI	Target SAIDI	YTD Mins off target	SAIDI contribution from significant* days
Duke Energy Carolinas	[REDACTED]	[REDACTED]	[REDACTED]	[REDACTED]
Duke Energy Florida	41.9	42.5	-0.6	4.3
Duke Energy Indiana	[REDACTED]	[REDACTED]	[REDACTED]	[REDACTED]
Duke Energy Kentucky	[REDACTED]	[REDACTED]	[REDACTED]	[REDACTED]
Duke Energy Ohio	[REDACTED]	[REDACTED]	[REDACTED]	[REDACTED]
Duke Energy Progress	[REDACTED]	[REDACTED]	[REDACTED]	[REDACTED]
Grand Total	60.6	64.2	-3.6	


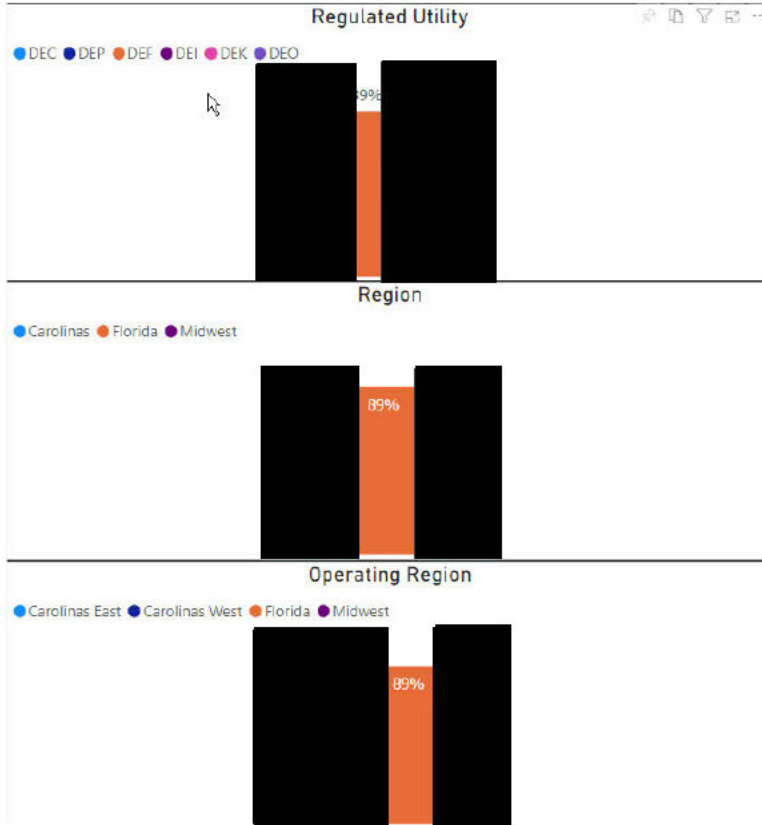
*represents days where SAIDI > 50% of MED threshold

Self-Healing/SOG Availability

REDACTED


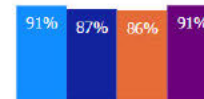
NON-RESPONSIVE

What is the Average Percent of Self-Healing/SOG Circuit Availability?



DEF Zones

Legend: North Central, North Coastal, South Central, South Coastal



Weather Megatrends by Duke Jurisdiction REDACTED

Billion Dollar Weather Events By State from 1980-2021

- Florida: 70 billion \$ event strikes
- South Carolina: [REDACTED]
- North Carolina: [REDACTED]
- Ohio: [REDACTED]
- Kentucky: [REDACTED]
- Indiana: [REDACTED]



MED REGION	2017	2018	2019	2020	2021	2022	Avg % annual change	2021 to 2022 YoY change
[REDACTED]	[REDACTED]	[REDACTED]	[REDACTED]	[REDACTED]	[REDACTED]	[REDACTED]	[REDACTED]	[REDACTED]
Florida	1.9918	1.9885	2.1151	2.1754	2.2747	1.9367	0.90%	-14.9%

20240025-OPCPOD9-00018398

Customer Delivery Reliability Summary

REDACTED

NON-RESPONSIVE

- 2021 Year-End Results:
 - SAIDI 126 minutes (target 132 mins)
 - SAIFI 1.06 events (target 1.10 events)
 - R12 CEM16 1.15% (target 1.33%)

- 2022 January Results:
 - SAIDI 9.6 minutes (target 8.2 mins)
 - SAIFI 0.08 events (target 0.07 events)
 - Primary driver in January appeared to be the increase in storm days vs historical, particularly vs Jan 2021
 - Equipment Failure 17% above 5-year avg (0.5 mins), with 8% more events

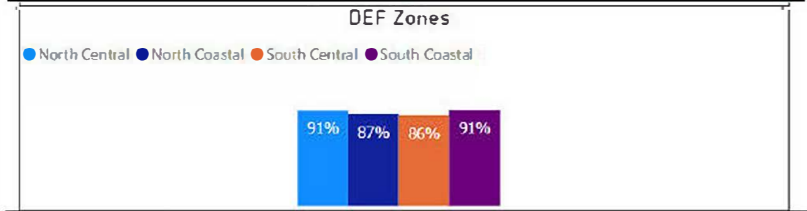

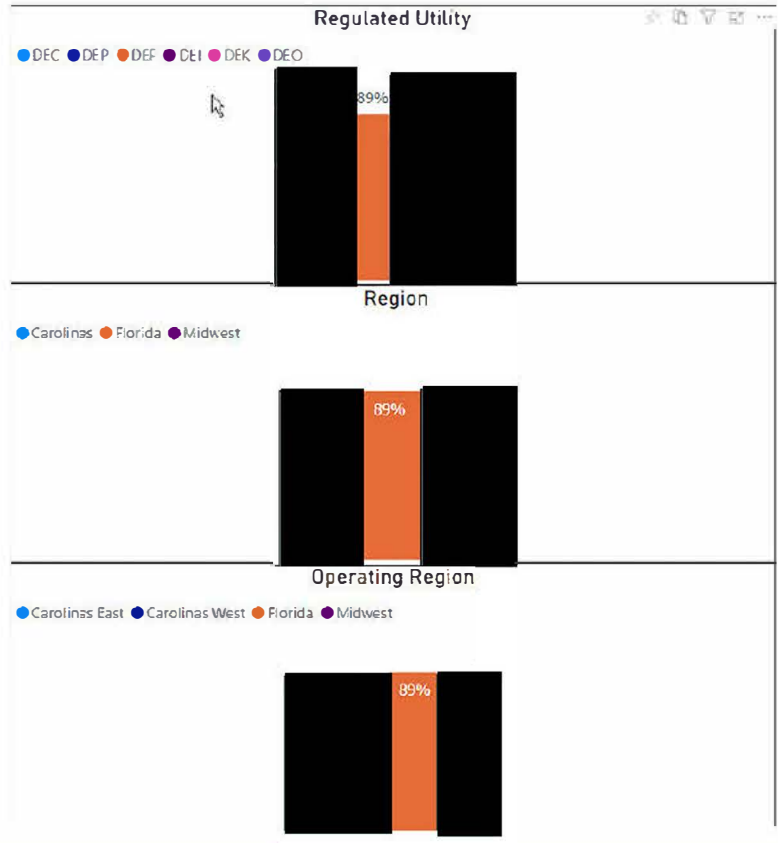
CD Year-End SAIDI	2018	2019	2020	2021	R12 2022
DEC					
DEF	111	98	98	90	94
DEI					
DEK					
DEO					
DEP					
Grand Total	164	139	138	126	128
Transmission Year-End SAIDI	2018	2019	2020	2021	R12 2022
DEC					
DEF	9	9	8	8	6
DEI					
DEK					
DEO					
DEP					
Grand Total	16	14	16	11	11

Self-Healing/SOG Availability – 2Q - 2021

REDACTED

NON-RESPONSIVE

What is the Average Percent of Self-Healing/SOG Circuit Availability?


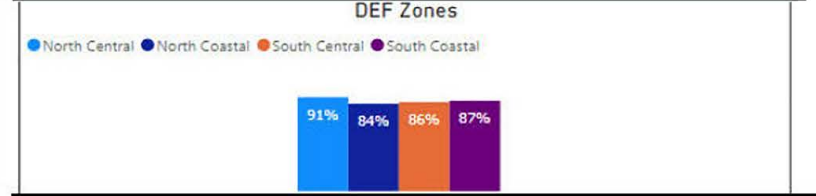
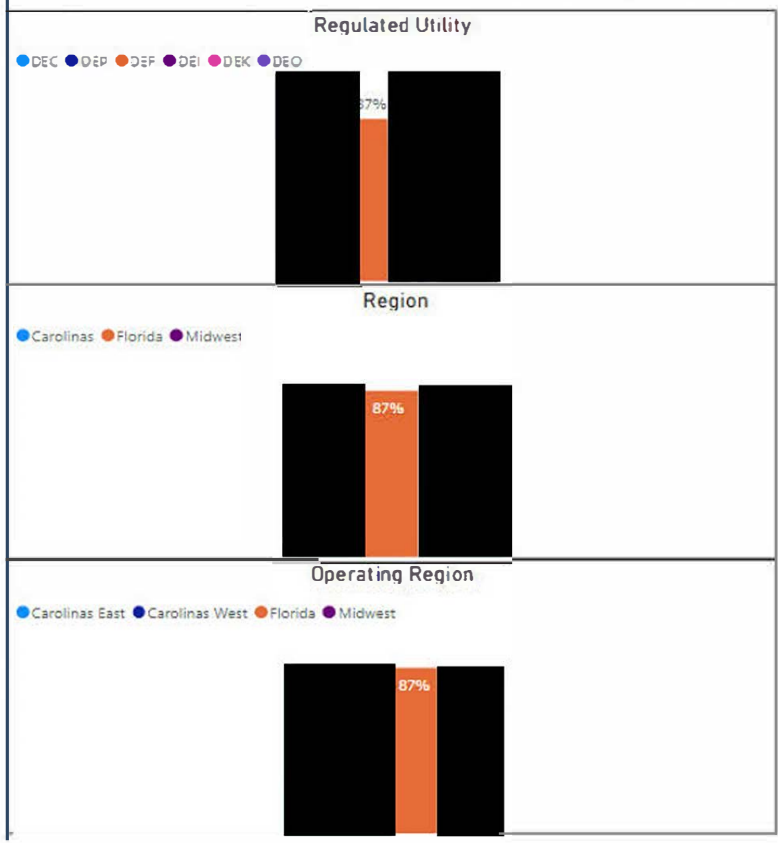


Self-Healing/SOG Availability – 3Q - 2021

REDACTED

NON-RESPONSIVE


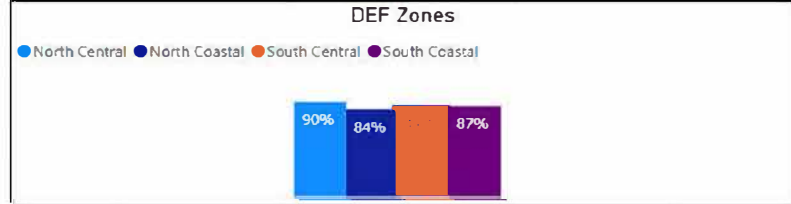

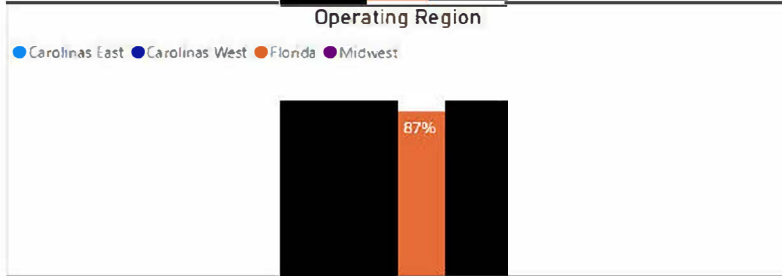
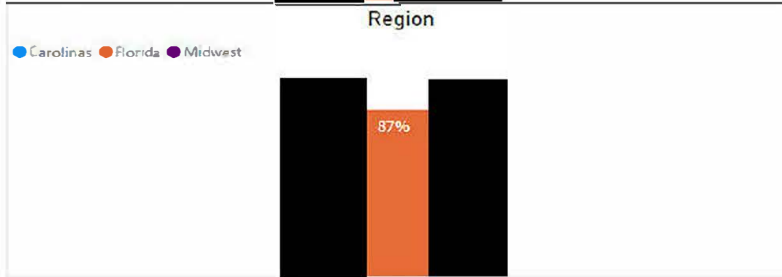
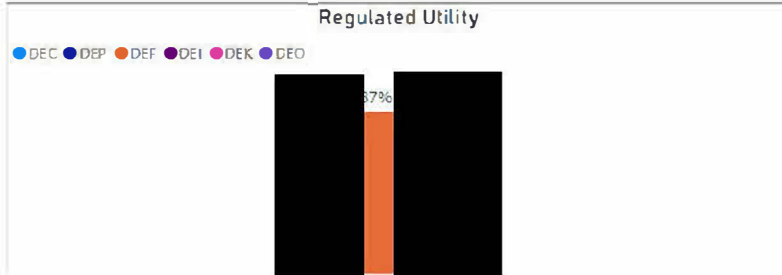
What is the Average Percent of Self-Healing/SOG Circuit Availability?



Self-Healing/SOG Availability – Year-End - 2021

REDACTED

What is the Average Percent of Self-Healing/SOG Circuit Availability?


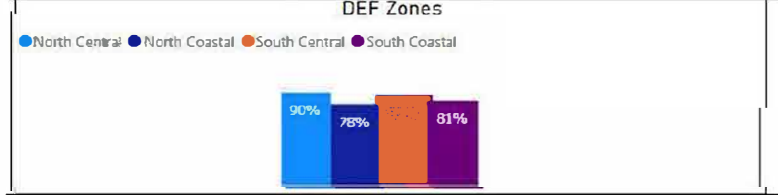
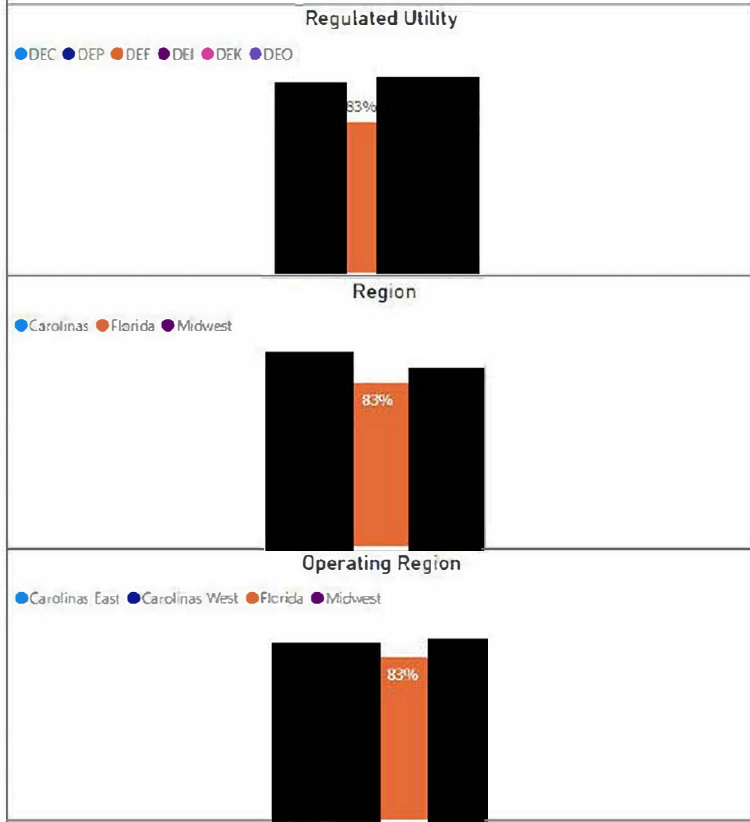


Self-Healing/SOG Availability – Jan 2022

REDACTED

NON-RESPONSIVE

What is the Average Percent of Self-Healing/SOG Circuit Availability in 2022?



DEM – Region Summary Update

NON-RESPONSIVE

REDACTED


- [REDACTED]

- [REDACTED]

- [REDACTED]

Weather Megatrends by Duke Jurisdiction REDACTED

Billion Dollar Weather Events By State from 1980-2021



MED REGION	2017	2018	2019	2020	2021	2022	Avg % annual change	2021 to 2022 YoY change
Carolinas East	[REDACTED]							
Carolinas West	[REDACTED]							
Ohio-Kentucky	[REDACTED]							
Indiana	[REDACTED]							
Florida	1.9918	1.9885	2.1151	2.1754	2.2747	1.9367	0.90%	-14.9%

20240025-OPCPOD9-00018410

Customer Delivery Reliability Summary

REDACTED

NON-RESPONSIVE

- June 2022:
 - R12 SAIDI - 135 minutes (target 127 mins)
 - YTD SAIDI - 69 minutes (target 61 mins)

- June Reliability
 - 2022 has been a challenging year based on an 11% increase in storm days over the 5-year average through Q2 (83% increase over 2021 YTD). These increased storm days have driven a rise in vegetation and storm related outages.
 - 2022 is 9 mins worse than last year thru Q2 (~80M CMI)

- Equipment Failure trends noted from investigations:
 - Arrester failures
 - Mitigation strategy: Arrester Station Retrofit programs
 - UG Primary failures
 - Mitigation strategy: UG Cable commissioning
 - Lindsey sensor failures
 - Mitigation strategy: Manufacturer changes per recommendations from Standards & Reliability

CD Year-End SAIDI	2018	2019	2020	2021	R12 2022
DEC	█	█	█	█	█
DEF	111	98	98	90	94
DEI	█	█	█	█	█
DEK	█	█	█	█	█
DEO	1	█	█	█	█
DEP	█	█	█	█	█
Grand Total	164	139	138	126	135

Transmission Year-End SAIDI	2018	2019	2020	2021	R12 2022
DEC	█	█	█	█	█
DEF	9	9	8	8	3
DEI	█	█	█	█	█
DEK	█	█	█	█	█
DEO	█	█	█	█	█
DEP	█	█	█	█	█
Grand Total	16	14	16	11	11

20240025-OPCPOD9-00018411

2022 - Projections

REDACTED

NON-RESPONSIVE

■ SAIDI:

- YE finish of 140 mins projected as of 7/5
(YE target 126 mins)
 - Based on previous 5-year history, high and low expected range is between 134 and 156 mins for YTD actuals + remaining months
 - 5-year average for 2022 is 143 minutes
 - Target Range is between 113 mins (max) and 140 mins (min).

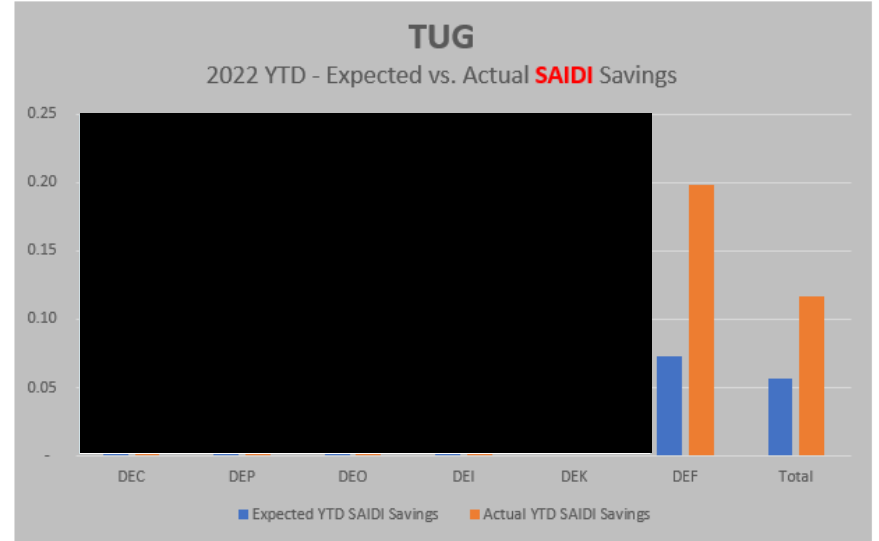
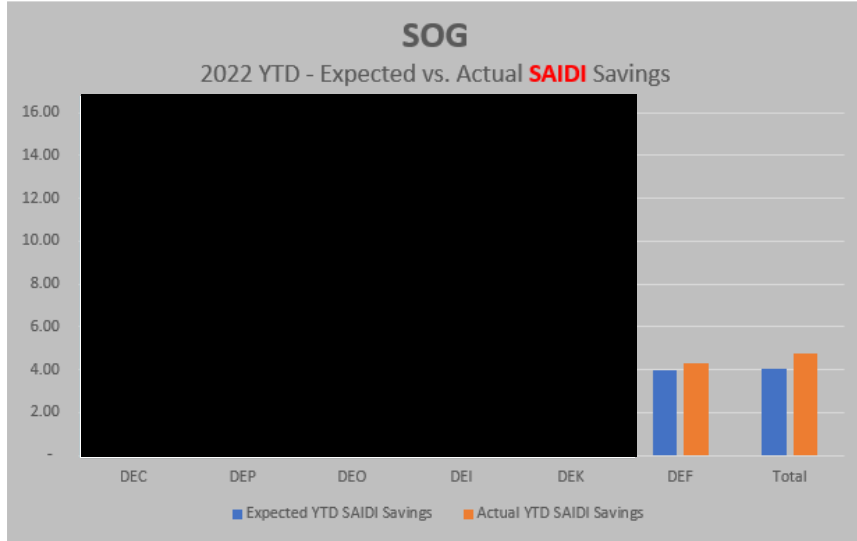
■ CAIDI:

- Currently projecting a system YE of 121 mins
(YE target 119). At regional level:
 - Carolinas: [REDACTED]
 - Florida: Projection of 88 mins, target of 90 mins
 - Midwest: [REDACTED]

Reliability Value of Grid Upgrades

REDACTED

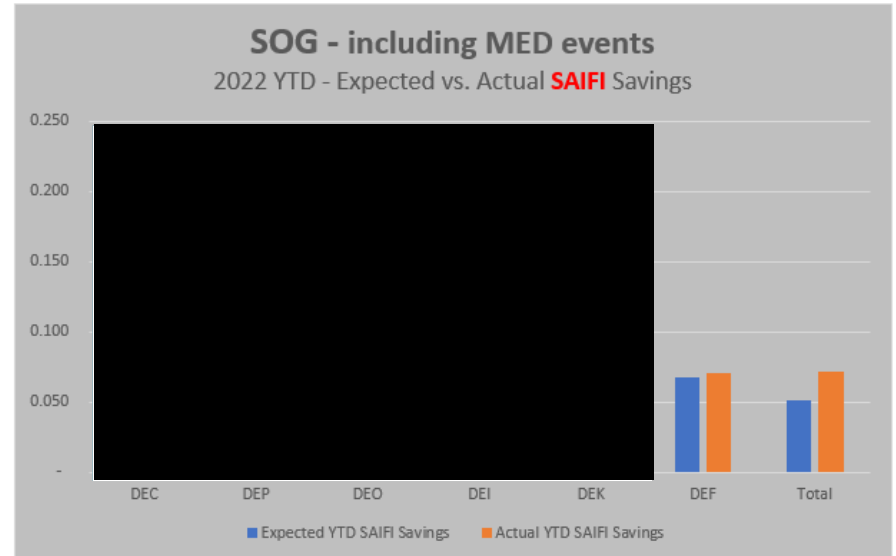
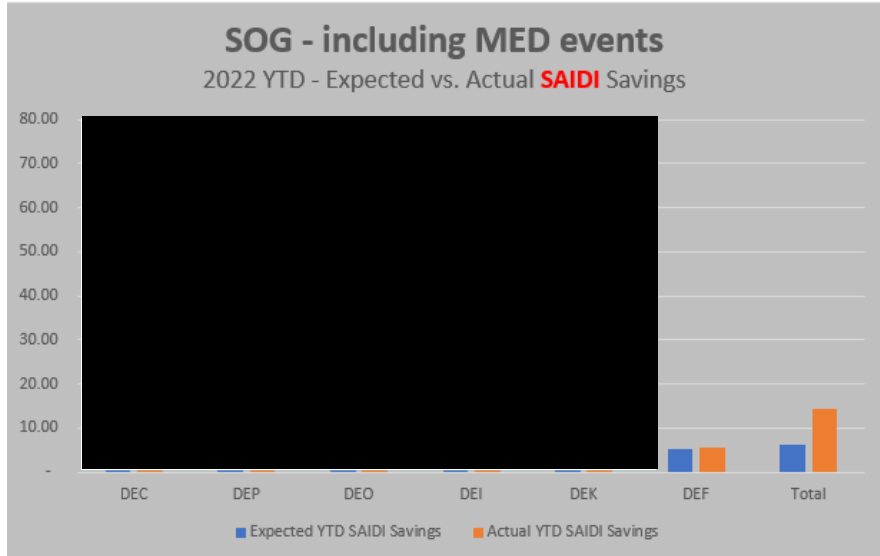
NON-RESPONSIVE



*ALD (Tripsavers) benefits capture is still being developed

Automation savings – including **REDACTED** MEDs

NON-RESPONSIVE



Regional Focus and Challenges **REDACTED**

NON-RESPONSIVE

- Regional activities:
 - Reliability Focus Team – All regions have working groups to identify reliability issues and implement actions
 - Automated equipment:
 - Focus on keeping existing teams/circuits online
 - Implementation and execution of work plans for new teams/circuits
 - [REDACTED]
 - Future plans to drive improvements:
 - [REDACTED] (DEI), [REDACTED] (DEO), SPP (FL), [REDACTED] (NC), [REDACTED] (SC)
 - Vegetation
 - Hazard Tree mitigation, maintenance trimming

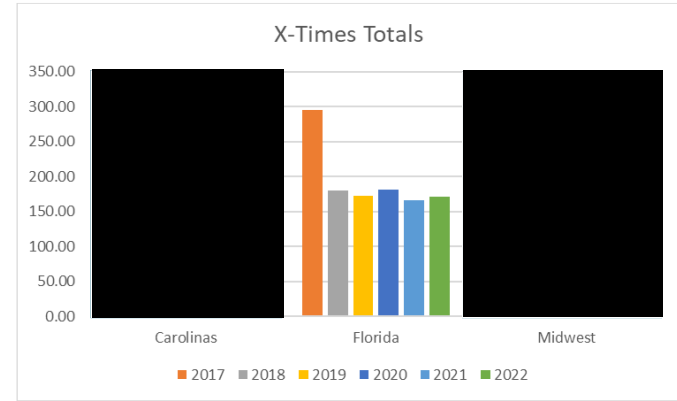
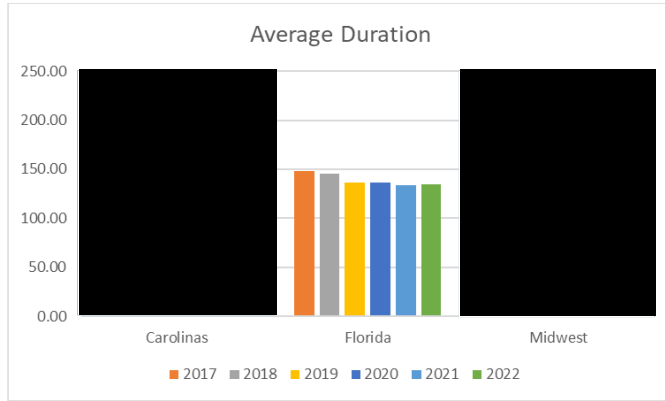
- Challenges:
 - Weather
 - 6% increase in volume of overall outages in 2022 vs 5-year avg
 - Vehicle accidents
 - 25% increase in volume of outages comparing 2021/2022 vs pre-COVID (from ~4000 to 5000 events)
 - Resources/Material shortages:
 - Short-term execution challenges

20240025-OPCPOD9-00018415

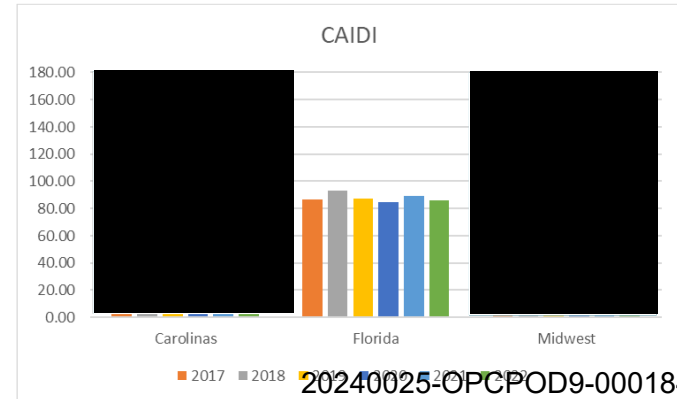
Outage Durations

REDACTED

NON-RESPONSIVE



- There is a correlation between Average Duration, X-Times and CAIDI.
- X-times data does not appear to illustrate regional benefits of one area vs another
 - The data issues previously noted are illustrated with DEF data
- Possible solution:
 - Need to identify key milestones of an outage
 - Automation of the process of capturing those milestone timestamps
 - Would likely require a project to follow ADMS implementation


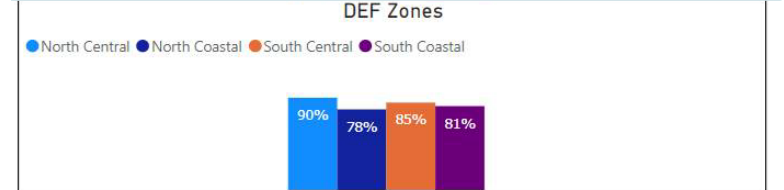
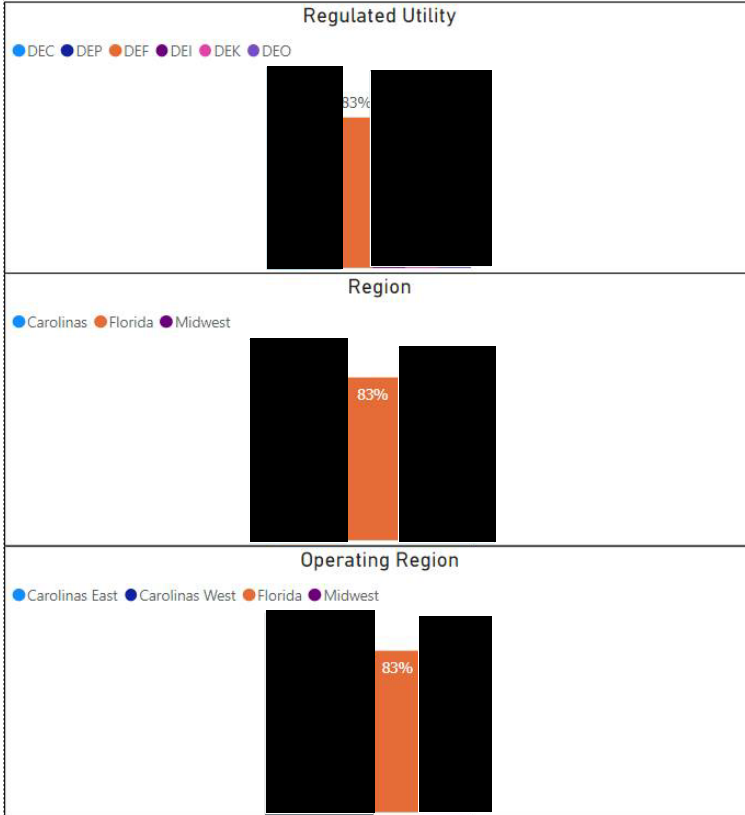


Self-Healing/SOG Availability – Jan 2022

REDACTED

NON-RESPONSIVE

What is the Average Percent of Self-Healing/SOG Circuit Availability in 2022?


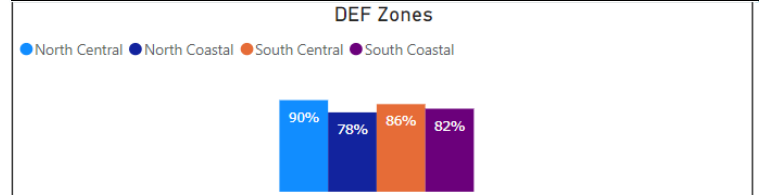

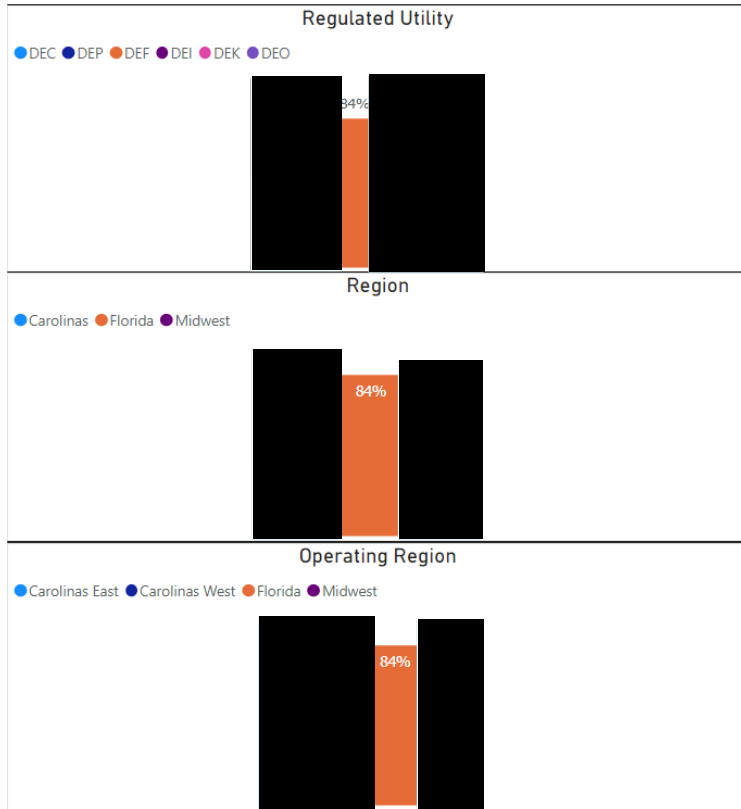


Self-Healing/SOG Availability – June 2022

REDACTED

NON-RESPONSIVE

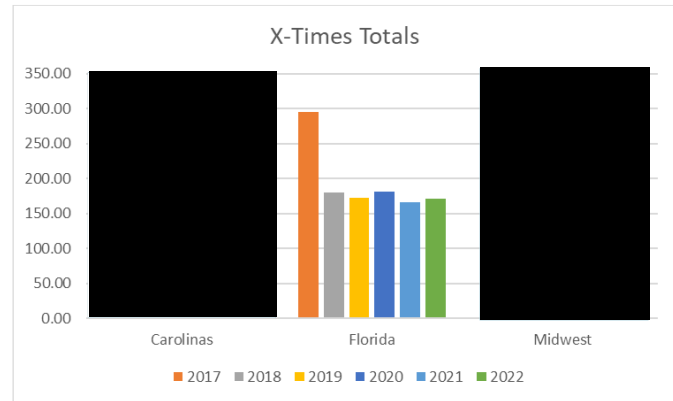
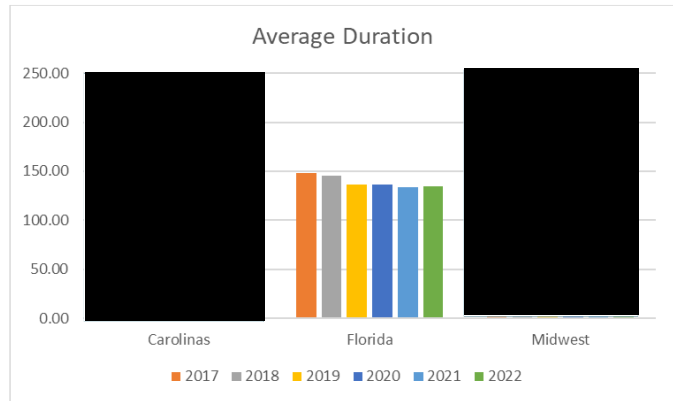
What is the Average Percent of Self-Healing/SOG Circuit Availability in 2022?



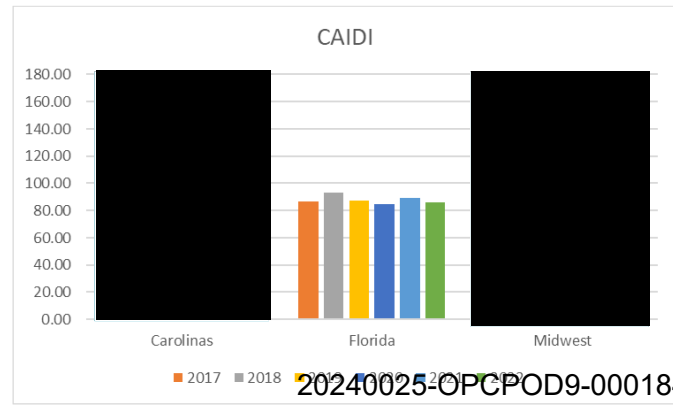
Outage Durations

REDACTED

NON-RESPONSIVE



- There is a correlation between Average Duration, X-Times and CAIDI.
- X-times data does not appear to illustrate regional benefits of one area vs another
 - The data issues previously noted are illustrated with DEF data
- Possible solution:
 - Need to identify key milestones of an outage
 - Automation of the process of capturing those milestone timestamps
 - Would likely require a project to follow ADMS implementation



20240025-OPCPOD9-00018427

Carolinas CAIDI by Device

REDACTED


NON-RESPONSIVE



Midwest CAIDI by Device

REDACTED

NON-RESPONSIVE



2022 – Projections (as of Aug 15) REDACTED

NON-RESPONSIVE

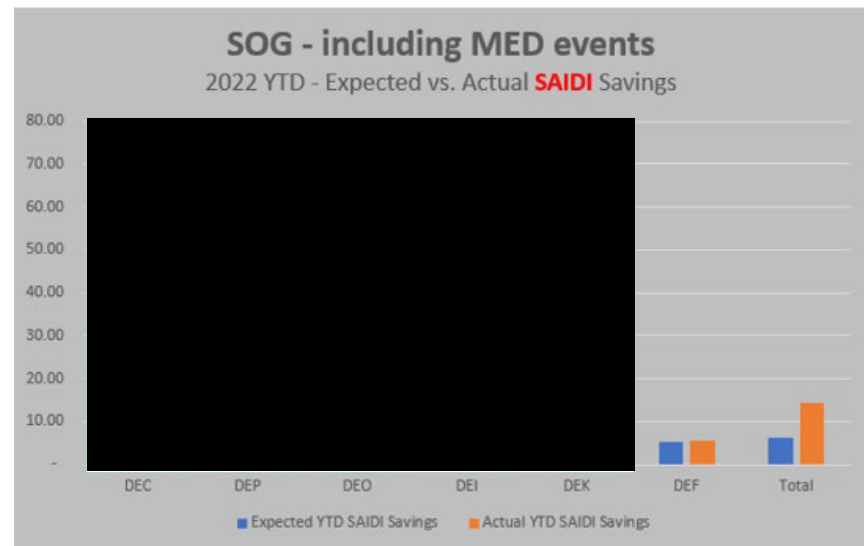
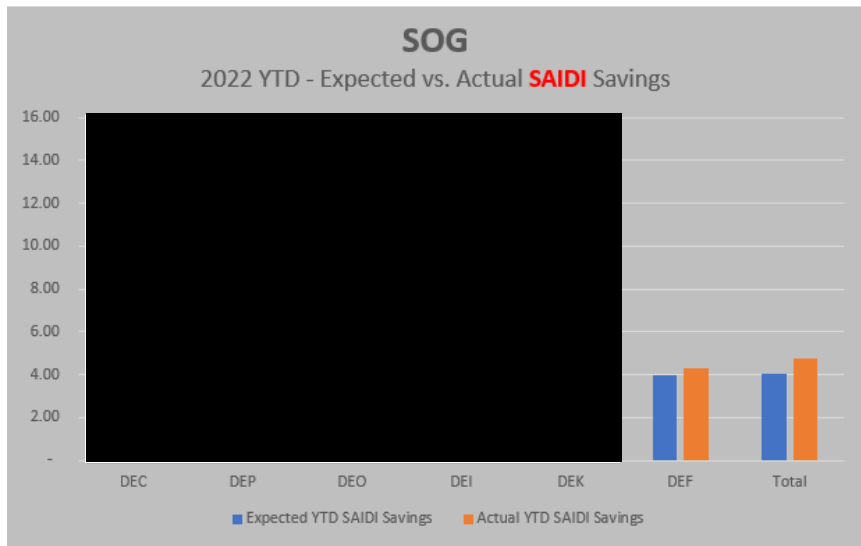
Location	SAIDI				SAIFI		CAIDI	
	Best Case	Worst Case	Projection	YE Target	Projection	YE Target	Projection	YE Target
DEC	██████	██████	██████	██████	██████	██████	██████	██████
DEF	98.9	109.4	102.2	87.5	1.17	0.97	87.4	90.2
DEI	██████	██████	██████	██████	██████	██████	██████	██████
DEK	██████	██████	██████	██████	██████	██████	██████	██████
DEO	██████	██████	██████	██████	██████	██████	██████	██████
DEP	██████	██████	██████	██████	██████	██████	██████	██████
Carolinas	██████	██████	██████	██████	██████	██████	██████	██████
Midwest	██████	██████	██████	██████	██████	██████	██████	██████
DUKE ENERGY	143.9	160.0	150.0	126.3	1.21	1.06	123.7	118.8

Midwest – Region Summary Update **REDACTED** NON-RESPONSIVE

- [REDACTED]
- [REDACTED]
- [REDACTED]



Reliability Value of Grid Automation REDACTED NON-RESPONSIVE

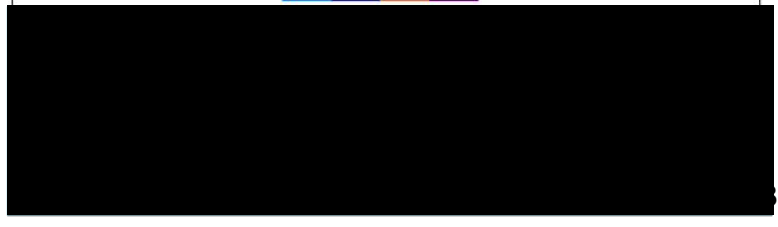
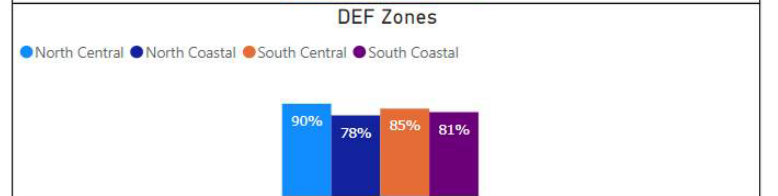
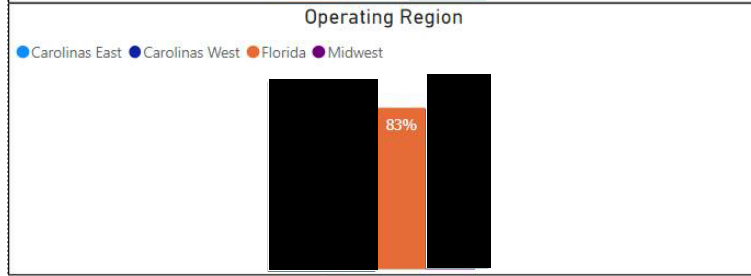
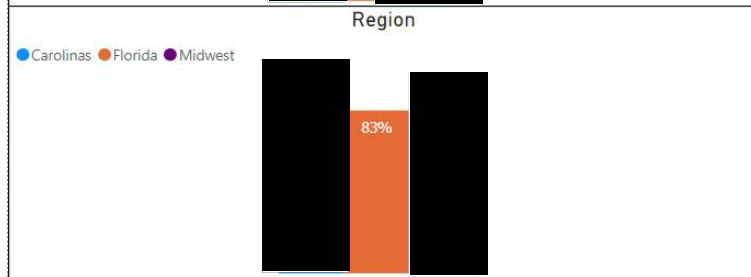
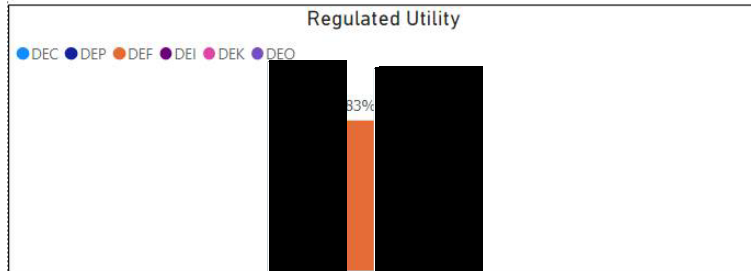


Self-Healing/SOG Availability – Jan 2022

REDACTED

NON-RESPONSIVE

What is the Average Percent of Self-Healing/SOG Circuit Availability in 2022?

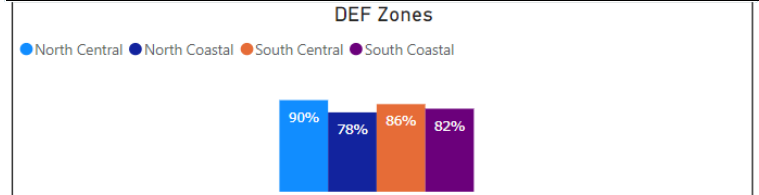

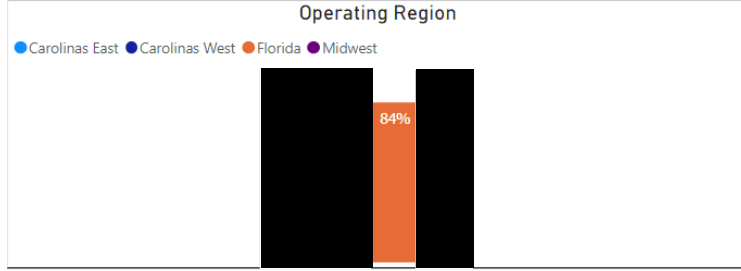
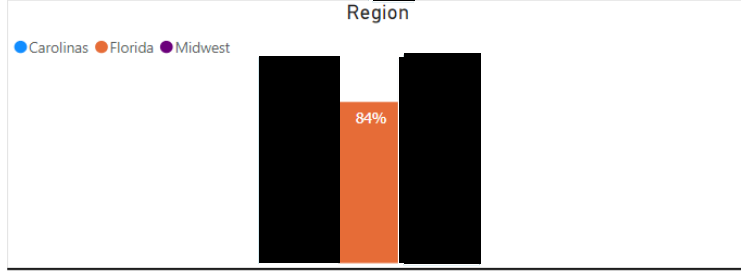
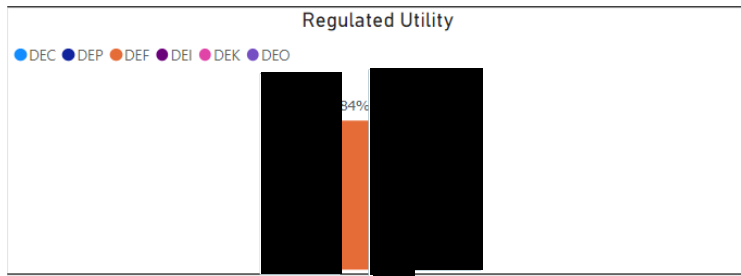


Self-Healing/SOG Availability – June 2022

REDACTED

NON-RESPONSIVE

What is the Average Percent of Self-Healing/SOG Circuit Availability in 2022?


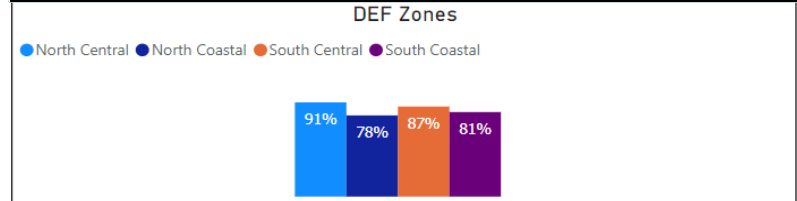

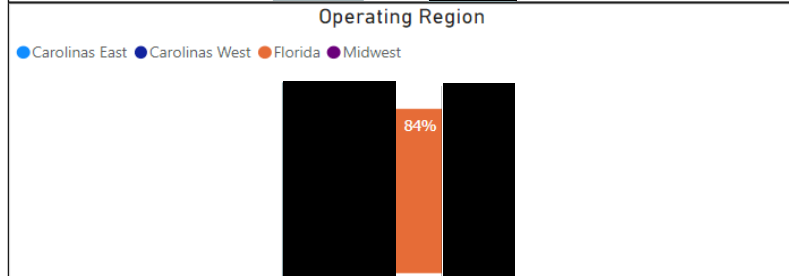
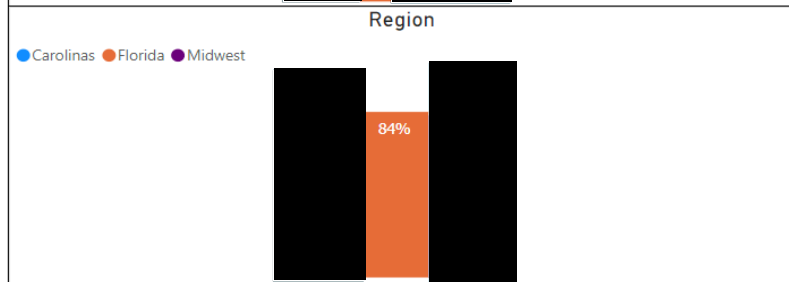
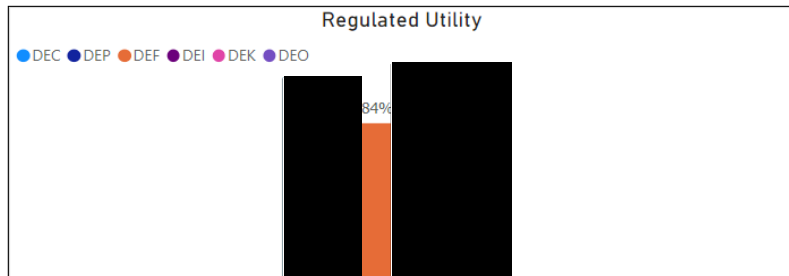


Self-Healing/SOG Availability – July 2022

REDACTED

NON-RESPONSIVE

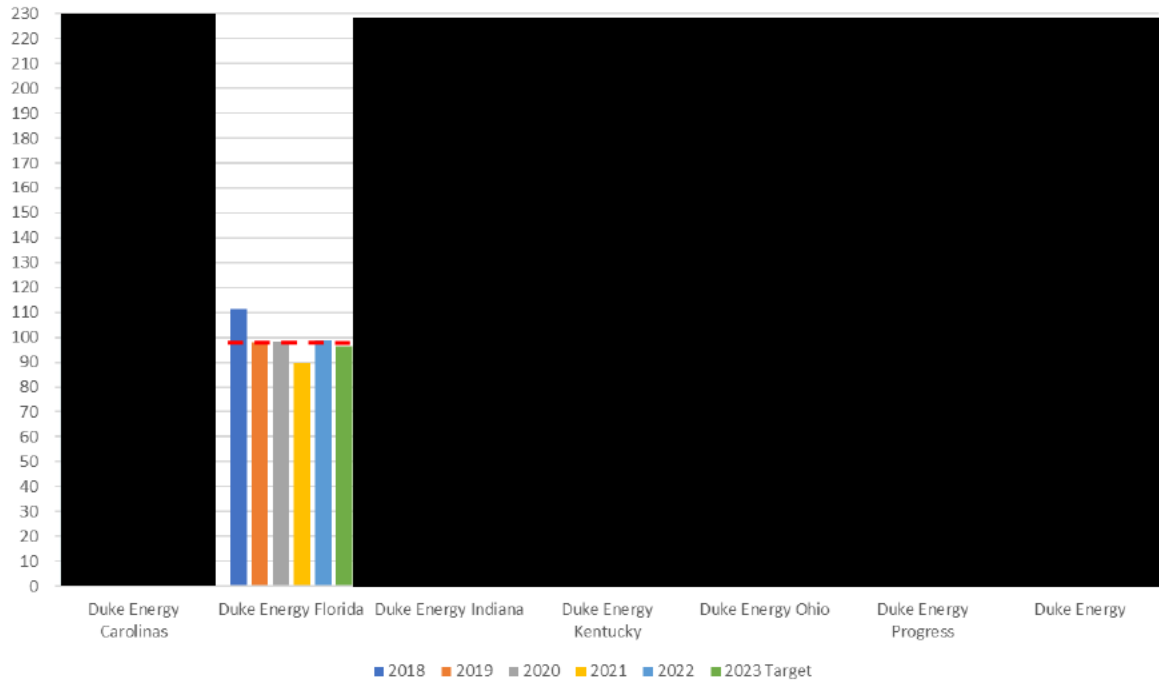
What is the Average Percent of Self-Healing/SOG Circuit Availability in 2022?



2023 Targets vs Historical

REDACTED

2023 Target vs 5 Yr SAIDI History




NON-RESPONSIVE

Jurisdiction	SAIDI					
	2018	2019	2020	2021	2022	2023
Duke Energy Carolinas	REDACTED	REDACTED	REDACTED	REDACTED	REDACTED	REDACTED
Duke Energy Florida	111	98	98	90	99	96
Duke Energy Indiana	REDACTED	REDACTED	REDACTED	REDACTED	REDACTED	REDACTED
Duke Energy Kentucky	REDACTED	REDACTED	REDACTED	REDACTED	REDACTED	REDACTED
Duke Energy Ohio	REDACTED	REDACTED	REDACTED	REDACTED	REDACTED	REDACTED
Duke Energy Progress	REDACTED	REDACTED	REDACTED	REDACTED	REDACTED	REDACTED
Duke Energy	164	140	141	126	144	137

Tripsaver Evaluation – Impact to date

REDACTED

NON-RESPONSIVE



Note:

- DEF data not displayed due to ongoing data issues since ADMS rollout
- DEM data not displayed due to no measurable impact; very few units

20240025-OPCPOD9-00018446

Evaluation of Outages Beyond REDACTED Control

NON-RESPONSIVE

RU	% Over Outage Count Expectation					CMI Exception				
	Public Accident	Planned Work	Hot Line Tags	Transmission	non-MED storm outages	Public Accident	Planned Work	Hot Line Tags	Transmission	non-MED storm outages
Duke Energy Carolinas										
Duke Energy Progress										
Duke Energy Indiana										
Duke Energy Ohio										
Duke Energy Kentucky										
Duke Energy Florida	0%	8%	0%	0%	23%	0	580,578	0	0	3,404,961
Duke Energy	0%	6%	52%	4%	13%	1,427,332	3,246,621	11,025,529	6,335,501	10,308,321

RU	Total CMI Exception	Current SAIDI	SAIDI Exception	SAIDI after Exception
Duke Energy Carolinas				
Duke Energy Progress				
Duke Energy Indiana				
Duke Energy Ohio				
Duke Energy Kentucky				
Duke Energy Florida	3,985,539	98.8	2.1	96.7
Duke Energy	32,343,304	143.9	4.0	139.9

Reliability improvement actions REDACTED

Scrub outage data – ensure outage accuracy

NON-RESPONSIVE

- The OTA (Outage Timestamp Accuracy) project uses AMI data to capture actual start/stop times of non-SCADA outages. Completed November of 2022, accounted for approx. 1.1 min SAIDI improvement as a result of improved accuracy.
- Outage Follow-up and Outage Auditing continues to proceed; 2022 results below

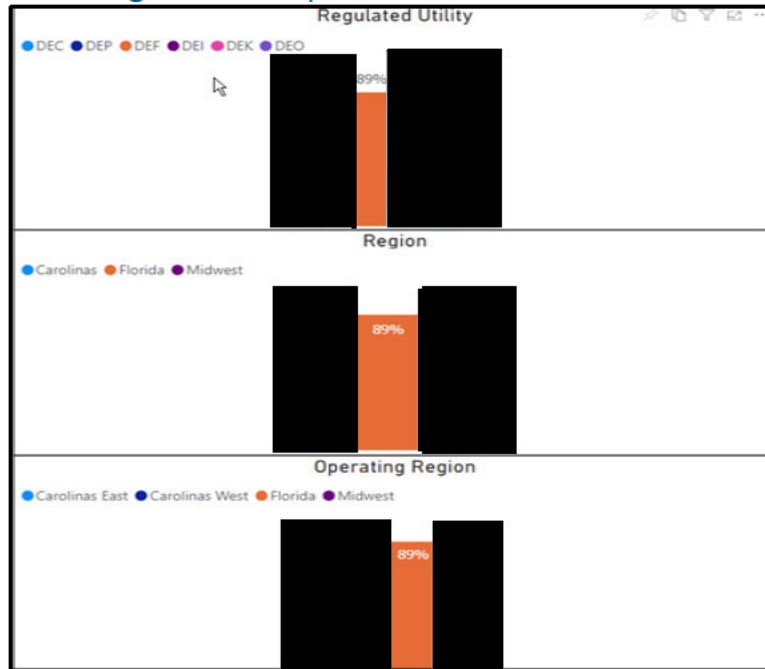
Region	Regulated Utility	CMI (Original)	CMI (Current)	CMI Diff (Current minus Original)	SAIDI Corrections	YE SAIDI	% Corrected
Carolinas							
Florida	Duke Energy Florida	229,128,126	186,819,820	-42,308,306	-22.0	98.8	18%
Midwest							
Duke Enterprise		1,314,793,031	1,166,225,917	-148,567,113	-18.3	143.9	11%

Reliability improvement actions, cont'd

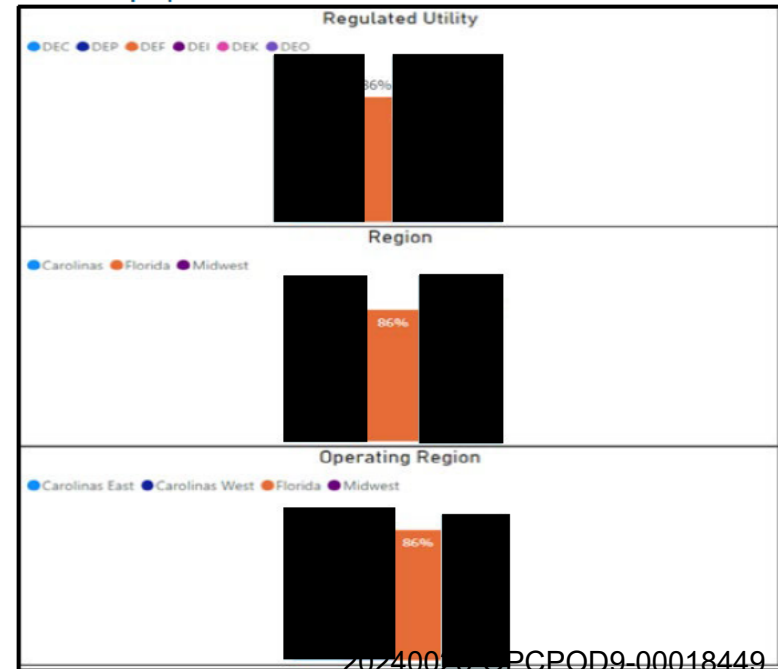
REDACTED

NON-RESPONSIVE

- Optimize disabling automation devices
 - Intentional focus on when a device is disabled and returning the device back to service
 - Grid Management has been leading this effort; it was begun in approx. mid 2021 and has shown significant improvements in out of service Automation equipment



June 2021 results



December 2022 results

707400-PCPOD9-00018449

712 Report – Self-healing benefits

REDACTED

NON-RESPONSIVE



Self-Healing Benefits and Circuit Report

Benefits updated through 12/31/2022
Circuit Health updated through 1/4/2023

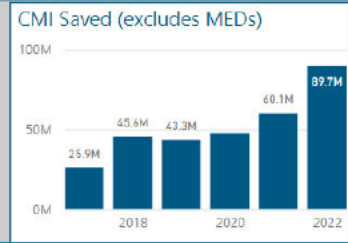
Week-Over-Week Benefits (includes MEDs)

Wednesday, December 28, 2022							Wednesday, January 04, 2023							Difference							
Juris	Success	CI Saved	CMI Saved	Failed	CI	CMI	Juris	Success	CI Saved	CMI Saved	Failed	CI	CMI	Juris	Success	CI Saved	CMI Saved	Failed	CI	CMI	
DEC							DEC							DEC							
DEF	560.9	501,696	229,976,918	63.1	69,275	24,879,610	DEF	576.7	513,672	231,814,689	68.3	75,307	25,145,502	DEF	15.8	11,976	1,837,771	5.2	6,032	265,892	
DEI							DEI							DEI							
DEK							DEK							DEK							
DEO							DEO							DEO							
DEP							DEP							DEP							
Total	1,400.0	1,402,982	443,812,100	138.0	169,732	44,052,530	Total	1,500.6	1,505,151	461,173,657	148.4	183,633	44,796,217	Total	100.6	102,169	17,361,557	10.4	13,901	743,687	

Self-Healing Benefits	Year: 2022	Month: All	MED: No	State: All	Zone: All	Op Center: All	Platform: All	DEC	DEF	DEI	DEK	DEO	DEP
-----------------------	------------	------------	---------	------------	-----------	----------------	---------------	-----	-----	-----	-----	-----	-----

Successful Operations	CI Saved	CMI Saved	Failed Operations	CI	CMI	Success Rate
853.5	860,168	89,706,434	94.5	121,371	9,876,729	90%

Inception-to-Date Benefits	Successful Operations	CI Saved	CMI Saved	Failed Operations	CI	CMI	Success Rate
	3,953.2	4,047,882	375,474,355	339.8	424,091	26,750,790	92%



2022 SAIDI/SAIFI Savings	Juris	SAIDI	SAIFI
	DEC		
	DEF	9.29	0.1382
	DEI		
	DEK		
	DEO		
	DEP		
Total		11.10	0.1065

Current SHT (YFA) Circuit Availability	Juris	Total	Enabled	SOG	Temp	Breaker	Recloser	Extended Disablement	Avail %
	DEC								
	DEF	665	595	32	24	2	12		89%
	DEI								
	DEK								
	DEO								
	DEP								
Total		1,705	1,551	69	34	18	33		

Current Self-Healing Counts	Juris	Teams	YFA Circuits	FISR Circuits
	DEO			
	DEC			
	DEF	170	665	
	DEI			
	DEK			
	DEP			

20240025-OPC-POD9-00018450

Reliability Value of Grid Automation

REDACTED

NON-RESPONSIVE


SOG - excluding MED events

2022 YTD - Expected vs. Actual SAIDI Savings



SOG - including MED events

2022 YTD - Expected vs. Actual SAIDI Savings



DEM – Region Summary Update

REDACTED

NON-RESPONSIVE

- [REDACTED]
- [REDACTED]
- [REDACTED]

Exhibit C

DUKE ENERGY FLORIDA Confidentiality Justification Matrix

RESPONSE/DOCUMENT	PAGE/LINE	JUSTIFICATION
DEF's Response to OPC's Ninth Request for Production of Documents (Nos. 87-93), specifically, Question 87.	Question 87: Documents bearing bates numbers 20240025-OPCPOD9-00019293 through 20240025-OPCPOD9-00019376 are confidential in their entirety.	§366.093(3)(e), F.S. The documents in question contain confidential information relating to competitive business interests, the disclosure of which would impair the competitive business of the provider/owner of the information.
DEF's Response to OPC's Ninth Request for Production of Documents (Nos. 87-93), specifically, Question 91.	Question 91: Documents bearing bates numbers 20240025-OPCPOD9-00018863 through 20240025-OPCPOD9-00019148 are confidential in their entirety.	§366.093(3)(c), F.S. The documents in question contain confidential security measures, systems, or procedures.
DEF's Response to OPC's Ninth Request for Production of Documents (Nos. 87-93), specifically, Question 92.	Question 92: Documents bearing bates numbers 20240025-OPCPOD9-00019293 through 20240025-OPCPOD9-00019756 are confidential in their entirety.	§366.093(3)(c), F.S. The documents in question contain confidential security measures, systems, or procedures.
DEF's Response to OPC's Ninth Set of Interrogatories (Nos. 222-244), specifically, Question 224.	Question 224: The first word in the second sentence of DEF's narrative response is confidential. In addition, documents bearing bates numbers 20240025-OPCROG9-00024091 through 20240025-OPCROG9-00024169 are confidential in its entirety.	§366.093(3)(e), F.S. The documents in question contain confidential information relating to competitive business interests, the disclosure of which would impair the competitive business of the provider/owner of the information.

<p>DEF's Response to OPC's Ninth Set of Interrogatories (Nos. 222-244), specifically, Question 230.</p>	<p>Question 230: The document bearing bates number 20240025-OPCROG9-00024171 is confidential in its entirety.</p>	<p>§366.093(3)(e), F.S. The document in question contains confidential information relating to competitive business interests, the disclosure of which would impair the competitive business of the provider/owner of the information.</p>
<p>DEF's Response to OPC's Ninth Set of Interrogatories (Nos. 222-244), specifically, Question 232.</p>	<p>Question 232: The document bearing bates number 20240025-OPCROG9-00024172 contains confidential information. Specifically, the information in columns titled "Planned New Substations," "2024," "2025," "2026," and "2027" is confidential.</p>	<p>§366.093(3)(e), F.S. The document in question contains confidential information relating to competitive business interests, the disclosure of which would impair the competitive business of the provider/owner of the information.</p>
<p>DEF's Response to OPC's Ninth Set of Interrogatories (Nos. 222-244), specifically, Question 235.</p>	<p>Question 235: The documents bearing bates numbers 20240025-OPCROG9-00024203, 20240025-OPCROG9-00024204 through 20240025-OPCROG9-00024223, 20240025-OPCROG9-00024174 through 20240025-OPCROG9-00024202, 20240025-OPCROG9-00024224 through 20240025-OPCROG9-00024225 are confidential in their entirety.</p>	<p>§366.093(3)(e), F.S. The documents in question contain confidential information relating to competitive business interests, the disclosure of which would impair the competitive business of the provider/owner of the information.</p>
<p>DEF's Response to OPC's Ninth Set of Interrogatories (Nos. 222-244), specifically, Question 236.</p>	<p>Question 236: The document bearing bates number 20240025-OPCROG9-00024226 contains confidential information. Specifically, the information contained in columns titled "Projected 2025," "Projected 2026," and</p>	<p>§366.093(3)(e), F.S. The document in question contains confidential information relating to competitive business interests, the disclosure of which would impair the competitive business of the provider/owner of the information.</p>

	“Projected 2027” is confidential.	
DEF’s Response to OPC’s Ninth Set of Interrogatories (Nos. 222-244), specifically, Question 239.	Question 239: The documents bearing bates number 20240025-OPCROG9-00024232 through 20240025-OPCROG9-00024291 contain confidential information. Specifically, the information contained in columns titled “Model Name,” “Investment Name,” and “Project Justification” is confidential.	§366.093(3)(e), F.S. The documents in question contain confidential information relating to competitive business interests, the disclosure of which would impair the competitive business of the provider/owner of the information. §366.093(3)(c), F.S. The documents in question contain confidential security measures, systems, or procedures.
DEF’s Response to OPC’s Ninth Set of Interrogatories (Nos. 222-244), specifically, Question 241.	Question 241: The documents bearing bates numbers 20240025-OPCROG9-00024292 through 20240025-OPCROG9-00024293 contain confidential information. Specifically, the information contained in columns titled “Model Name” and “Investment Name” is confidential.	§366.093(3)(e), F.S. The documents in question contain confidential information relating to competitive business interests, the disclosure of which would impair the competitive business of the provider/owner of the information.
DEF’s Response to OPC’s Ninth Set of Interrogatories (Nos. 222-244), specifically, Question 243.	Question 243: The document bearing bates number 20240025-OPCROG9-00030560 contains confidential information. Specifically, the information contained in the column titled “Funding Project Description” is confidential.	

	<p>The document bearing bates number 20240025-OPCROG9-00030561 contains confidential information. Specifically, the information contained in the column titled “Investment Name” is confidential.</p>
--	---

§366.093(3)(e), F.S.

The documents in question contain confidential information relating to competitive business interests, the disclosure of which would impair the competitive business of the provider/owner of the information.

<p>DEF’s Response to OPC’s Ninth Set of Interrogatories (Nos. 222-244), specifically, Question 244.</p>	<p>Question 244: The document bearing bates number 20240025-OPCROG9-00030562 contains confidential information. Specifically, the information contained in the columns titled “Funding Project Description” and “Breaker Voltage” is confidential.</p> <p>The document bearing bates number 20240025-OPCROG9-00030563 contains confidential information. Specifically, the information contained in the columns titled “Investment Name” and “Breaker Voltage” is confidential.</p>	<p>§366.093(3)(e), F.S. The documents in question contain confidential information relating to competitive business interests, the disclosure of which would impair the competitive business of the provider/owner of the information.</p>
---	---	---

Exhibit D

AFFIDAVITS OF BRIAN M. LLOYD AND EDWARD L. SCOTT

BEFORE THE FLORIDA PUBLIC SERVICE COMMISSION

In re: Petition by Duke Energy Florida, LLC
for rate increase

DOCKET NO. 20240025-EI

Dated: June 4, 2024

**AFFIDAVIT OF BRIAN M. LLOYD IN SUPPORT OF
DUKE ENERGY FLORIDA, LLC'S
REQUEST FOR CONFIDENTIAL CLASSIFICATION**

STATE OF FLORIDA

COUNTY OF PINELLAS

BEFORE ME, the undersigned authority duly authorized to administer oaths, personally appeared Brian M. Lloyd, who being first duly sworn, on oath deposes and says that:

1. My name is Brian M. Lloyd. I am over the age of 18 years old, and I have been authorized by Duke Energy Florida (hereinafter "DEF" or the "Company") to give this affidavit in the above-styled proceeding on DEF's behalf and in support of DEF's Request for Confidential Classification (the "Request"). The facts attested to in my affidavit are based upon my personal knowledge.

2. I am employed by DEF as General Manager, Florida Major Projects.

3. As General Manager, my duties and responsibilities include planning for grid upgrades, system planning, and overall Distribution asset management strategy across DEF, as well as the Project Management for executing the work identified. Additionally, I manage organizations that execute the developer interactions and engineer large residential developments across the DEF territory.

4. DEF is seeking confidential classification for information contained in response to the Office of Public Counsel's ("OPC") Ninth Request for Production of Documents, Questions 87 and 91, and OPC's Ninth Set of Interrogatories, Questions 224, 230, 232, 235, and 236. A detailed description of the confidential information at issue is contained in Exhibit A to DEF's Request and is outlined in DEF's Confidentiality Justification Matrix that is attached to DEF's Request as Exhibit C. DEF is requesting confidential classification of this confidential information for the reasons set forth below.

5. Documents produced in response to OPC's Ninth Request for Production of Documents, Question 87, and OPC's Ninth Set of Interrogatories, Question 224, contain confidential information. Specifically, these documents contain information relating to DEF's reliability performance as compared to other utilities. That information is proprietary, and it relates to DEF's competitive business interests. Thus, its disclosure would impair DEF's ability to compete in the marketplace.

6. Documents produced in response to OPC's Ninth Request for Production of Documents, Question 91, contain confidential information. Specifically, these documents contain detailed information about the location and nature of distribution projects. Disclosure of that information could pose significant security risks to DEF, its customers, and the grid.

7. Documents produced in response to OPC's Ninth Set of Interrogatories, Questions 230, 232, 235, and 236, contain confidential information. Specifically, these documents contain information relating to DEF's future distribution projects, as well as DEF's current and estimated costs associated with these projects. That information relates to DEF's competitive business interests, and, thus, its disclosure would impair DEF's ability to compete in the marketplace.

8. Upon receipt of confidential information, strict procedures are established and

followed to maintain the confidentiality of the terms of the documents and information provided, including restricting access to those persons who need the information to assist DEF. At no time since receiving the information in question has DEF publicly disclosed that information. DEF has treated and continues to treat the information at issue as confidential.

9. This concludes my affidavit.

Further affiant sayeth not.

Dated the ____ day of _____, 2024.

(Signature)
Brian M. Lloyd
General Manager, Florida Major Projects
Duke Energy Florida, LLC

THE FOREGOING INSTRUMENT was sworn to and subscribed before me this ____ day of _____, 2024 by Brian M. Lloyd. He is personally known to me or has produced his _____ driver's license, or his _____ as identification.

(Signature)

(AFFIX NOTARIAL SEAL)

(Printed Name)
NOTARY PUBLIC, STATE OF _____

(Commission Expiration Date)

(Serial Number, If Any)

BEFORE THE FLORIDA PUBLIC SERVICE COMMISSION

In re: Petition by Duke Energy Florida, LLC
for rate increase

DOCKET NO. 20240025-EI

Dated: June 4, 2024

**AFFIDAVIT OF EDWARD L. SCOTT IN SUPPORT OF
DUKE ENERGY FLORIDA, LLC'S
REQUEST FOR CONFIDENTIAL CLASSIFICATION**

STATE OF FLORIDA

COUNTY OF PINELLAS

BEFORE ME, the undersigned authority duly authorized to administer oaths, personally appeared Edward L. Scott, who being first duly sworn, on oath deposes and says that:

1. My name is Edward L. Scott. I am over the age of 18 years old, and I have been authorized by Duke Energy Florida (hereinafter "DEF" or the "Company") to give this affidavit in the above-styled proceeding on DEF's behalf and in support of DEF's Request for Confidential Classification (the "Request"). The facts attested to in my affidavit are based upon my personal knowledge.

2. I am employed by Duke Energy as General Manager of Transmission Planning.

3. As General Manager of Transmission Planning, I am responsible for the planning of Duke Energy's electric transmission system in six states. Areas of focus include development of company Transmission Plans, regional (SERC, RFC, FRCC) process strategies and assessments, joint studies with adjacent interconnected utilities and RTOs/ISOs, and analysis and

studies as required under the FERC Open Access Transmission Tariff. I am also responsible for ensuring compliance to all safety, environmental and regulatory policies and business practices. I also serve as Vice Chair on the Florida Reliability Coordinating Council's Operating Committee.

4. DEF is seeking confidential classification for information contained in response to the Office of Public Counsel's ("OPC") Ninth Request for Production of Documents, Question 92, and OPC's Ninth Set of Interrogatories, Questions 239, 241, 243, and 244. A detailed description of the confidential information at issue is contained in confidential Exhibit A to DEF's Request and is outlined in DEF's Confidentiality Justification Matrix that is attached to DEF's Request as Exhibit C. DEF is requesting confidential classification of this confidential information for the reasons set forth below.

5. Documents produced in response to OPC's Ninth Request for Production of Documents, Question 92, and OPC's Ninth Set of Interrogatories, Question 239, contain confidential information. Specifically, these documents contain detailed information about the location and nature of DEF's transmission system. Disclosure of that information could pose significant security risks to DEF, its customers, and the grid.

6. Documents produced in response to OPC's Ninth Set of Interrogatories, Questions 239, 241, 243, and 244, contain confidential information. Specifically, these documents contain information relating to DEF's transmission projects and upgrades, as well as DEF's current and estimated expenditures associated with these projects and upgrades. When viewed together, that information relates to DEF's competitive business interests, and, thus, its disclosure would impair DEF's ability to compete in the marketplace.

7. Upon receipt of confidential information, strict procedures are established and followed to maintain the confidentiality of the terms of the documents and information provided,

including restricting access to those persons who need the information to assist DEF. At no time since receiving the information in question has DEF publicly disclosed that information. DEF has treated and continues to treat the information at issue as confidential.

8. This concludes my affidavit.

Further affiant sayeth not.

Dated the ____ day of _____, 2024.

(Signature)
Edward L. Scott
General Manager, Transmission Planning
Duke Energy

THE FOREGOING INSTRUMENT was sworn to and subscribed before me this ____ day of _____, 2024 by Edward L. Scott. He is personally known to me or has produced his _____ driver's license, or his _____ as identification.

(Signature)

(AFFIX NOTARIAL SEAL)

(Printed Name)
NOTARY PUBLIC, STATE OF _____

(Commission Expiration Date)

(Serial Number, If Any)