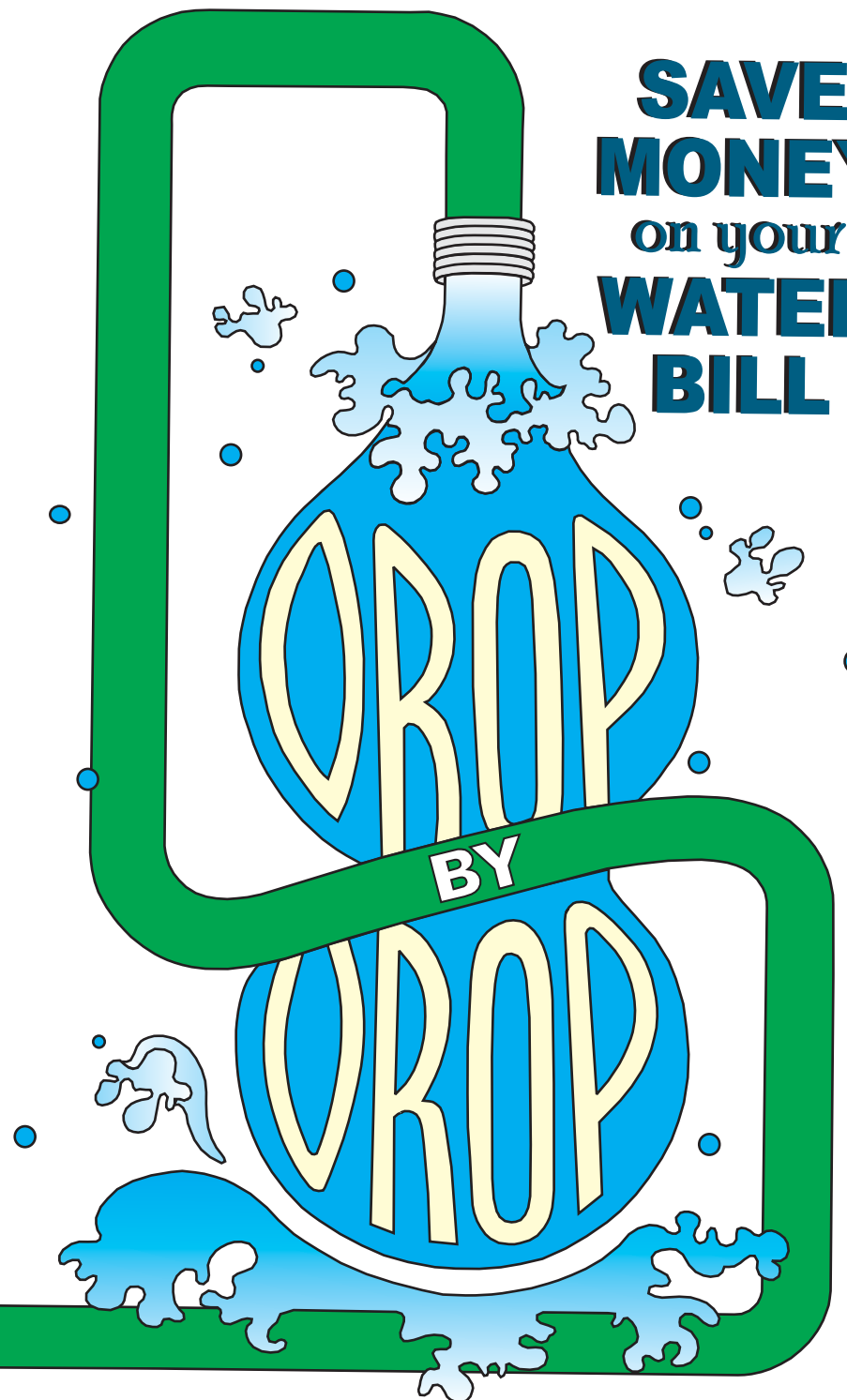


If you have questions, call the Florida Public Service Commission's Division of Regulatory Compliance and Consumer Assistance at 1-800-342-3552, fax questions to 1-800-511-0809, or contact the FPSC via e-mail: contact@psc.state.fl.us. See our Internet home page at www.floridapsc.com.

Or write:
 Florida Public Service Commission
 Division of Regulatory Compliance and Consumer Assistance
 2540 Shumard Oak Boulevard
 Tallahassee, Florida 32399-0850

SAVE MONEY
 on your **WATER BILL**



Sources of Additional Information

Florida Department of Environmental Protection
www.dep.state.fl.us/water

Florida's Water Management Districts
www.myflorida.com/directory

Clean Water Action
www.cleanwateraction.org

Ground Water Protection Council
www.gwpc.org

MARCH 2008

Save Money by Conserving Water

Only 2.5 percent of the world's water is fresh water, and less than 1 percent of the fresh water is usable. Florida's growing population is putting greater stress on this essential -- and limited -- resource.

Using water wisely now means saving money on water bills and protecting the water supply for future generations.

Repair dripping faucets by replacing washers.

The water meter is usually housed in a box in the ground in front of the residence.

Each time the large arrow completes a revolution, 100 gallons have passed through the meter, and the last digit on the right advances. The last two zeros, showing hundreds of gallons, never change.

Water readings are cumulative, and the meter is not reset after each meter reading. Subtract last month's numbers from the current reading to show how much water has been used.

The small triangle is a low-flow indicator. To check for leaks, turn off all the faucets inside and outside the house. Inspect the water meter. If the low-flow triangle is moving, water is flowing through the meter, indicating a leak in the system.

Check pipes for leaks as part of basic maintenance.

A faucet dripping at one drop per second wastes 2,700 gallons per week.

Retrofit faucets with low-flow aerators.

Florida Water Facts

- The average Floridian uses about 175 gallons of water per day (compared to the national average of 110 gallons per day.)
- About 90 percent of Florida's 18 million residents get their drinking water from public supplies.
- About 62 percent of the water used comes from the Florida aquifer system; 17 percent comes from the Biscayne aquifer.
- Surface water sources include lakes, rivers, and the managed canal systems.
- Florida has a total water area of 4,308 square miles.

Leaky toilets can waste 200 gallons per day.



More Tips Inside

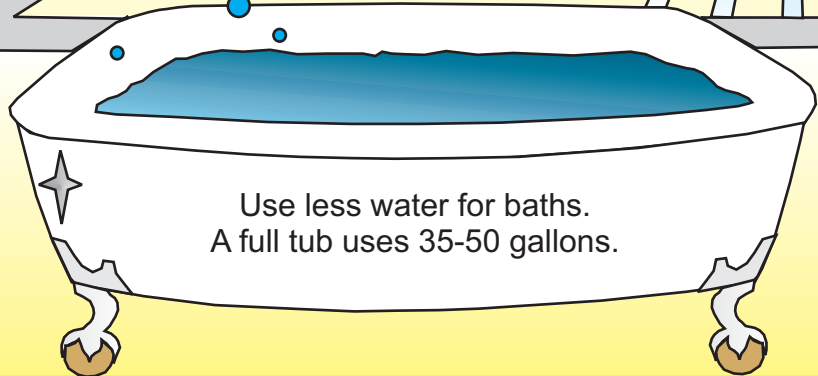


Insulate the water heater and water pipes.

INDOOR TIPS

Take a shorter shower and install a low-flow shower-head with a 2.5 gpm (gallons per minute) rating.


When buying new appliances, consider energy efficient models.



Use less water for baths. A full tub uses 35-50 gallons.

When washing dishes by hand, use tubs of water instead of running water.

Store drinking water in the refrigerator to get it cold rather than letting the tap run.



Use the garbage disposal sparingly. Compost vegetable scraps.

Install an instant water heater on the sink so the water doesn't need to run while heating up.


Use the dishwasher with full loads.

If the handle sticks in the flush position, water runs constantly. Replace or adjust the handle.

Wash clothes with full loads and cold water to save water and energy.

Dispose of tissue, insects, and other waste in the trash.

Check tank for leaks.



Running the tap water for 2 minutes wastes 3-5 gallons of water.

Top loading washers use about three times as much water as front-loading washing machines.

Each toilet flush uses 5-7 gallons of water. Replace older models with high efficiency toilets that use less than 2 gallons per flush.

LAWN

- Lawns only need about a half inch of water at a time.
- In spring, water once every 3-5 days.
- In summer, water once every 6-7 days.
- In winter, water once every 10-14 days.
- Watering in the morning minimizes evaporation and waste. Watering in the evening is the next best alternative.
- Avoid watering on windy days.
- Reduce fertilizer use because fertilizers increase the need for water.
- Higher grass is more drought resistant.
- Raise the lawn mower blades to at least three inches.

Check sprinkler systems regularly to make sure they are operating correctly.

Know your local area weather patterns. A strong rain can eliminate watering needs up to two weeks.

Use rainwater for watering landscape plants

Use a sprinkler timer.

Make sure water from the sprinkler falls on grass and shrubs, not on paved areas.

OUTDOOR TIPS

Collect water from the roof into a rain barrel.

Landscape with Florida-friendly, drought tolerant plants, trees, and grasses.

Turn water off at the spigot to reduce leaks. Place a shut-off nozzle on the hose to control flow.

Group plants together based on similar water needs.

Mulch to retain moisture and reduce weeds.

Buy a rain gauge.

Install soaker hoses or drip irrigation for flower beds and shrubs.

Watering with a hose uses 10 gallons per minute.

A pinhole-sized leak wastes 170 gallons a day.

